



CALL NO. 403

CONTRACT ID. 212270

LETCHER COUNTY

FED/STATE PROJECT NUMBER 067GR21P075-FD51

DESCRIPTION KY 1103, KY 1469, & KY 2034

WORK TYPE FLOOD REPAIR FOR FEMA

PRIMARY COMPLETION DATE 6/30/2022

LETTING DATE: July 23,2021

Sealed Bids will be received electronically through the Bid Express bidding service until 10:00 am EASTERN DAYLIGHT TIME July 23,2021. Bids will be publicly announced at 10:00 am EASTERN DAYLIGHT TIME.

NO PLANS ASSOCIATED WITH THIS PROJECT.

REQUIRED BID PROPOSAL GUARANTY: Not less than 5% of the total bid.

TABLE OF CONTENTS

| | |
|----------|---|
| PART I | SCOPE OF WORK <ul style="list-style-type: none">• PROJECT(S), COMPLETION DATE(S), & LIQUIDATED DAMAGES• CONTRACT NOTES• STATE CONTRACT NOTES• DGA BASE FOR SHOULDERS• SPECIAL NOTE(S) APPLICABLE TO PROJECT• WASTE AND BORROW SITES• COORDINATION OF WORK WITH OTHER CONTRACTS• SHOULDER PREPARATION• GUARDRAIL• TYPICAL SECTION DIMENSIONS• TRAFFIC CONTROL PLAN• EROSION CONTROL PLAN FOR MAINTENANCE PROJECTS• SKETCH MAP(S)• MATERIAL SUMMARY• SUMMARY SHEET(S)• TYPICAL SECTION(S)• DETAIL SHEET(S)• DETAIL SHEETS FOR SLIDE REPAIR• GUARDRAIL DELIVERY VERIFICATION SHEET |
| PART II | SPECIFICATIONS AND STANDARD DRAWINGS <ul style="list-style-type: none">• SPECIFICATIONS REFERENCE• SUPPLEMENTAL SPECIFICATION• STANDARD DRAWINGS THAT APPLY |
| PART III | EMPLOYMENT, WAGE AND RECORD REQUIREMENTS <ul style="list-style-type: none">• LABOR AND WAGE REQUIREMENTS• EXECUTIVE BRANCH CODE OF ETHICS• KENTUCKY EQUAL EMPLOYMENT OPPORTUNITY ACT OF 1978 LOCALITY / STATE• PROJECT WAGE RATES / STATE FUNDED |
| PART IV | INSURANCE |
| PART V | BID ITEMS |

PART I

SCOPE OF WORK

ADMINISTRATIVE DISTRICT - 12

CONTRACT ID - 212270
067GR21P075-FD51
COUNTY - LETCHER
PCN - MP06711032101
FD51 067 1103 004-014

LINE FORK ROAD (KY 1103) (MP 4.912) FROM 0.525 MILES NORTH OF BROWNING DRIVE EXTENDING NORTH TO 0.272 MILES NORTH OF GRIFFITH DRIVE (MP 13.950), A DISTANCE OF 09.04 MILES.FLOOD REPAIR FOR FEMA
GEOGRAPHIC COORDINATES LATITUDE 37:05:55.00 LONGITUDE 83:00:40.00

PCN - MP06714692101
FD51 067 1469 000-003

LONG FORK ROAD (KY 1469) (MP 0.138) FROM 728 FEET EAST OF KY 317 EXTENDING EAST TO 116 FEET WEST OF THE PIKE COUNTY LINE (MP 2.394), A DISTANCE OF 02.26 MILES.FLOOD REPAIR FOR FEMA
GEOGRAPHIC COORDINATES LATITUDE 37:15:09.00 LONGITUDE 82:43:19.00

PCN - MP06720342101
FD51 067 2034 000-004

CRAFTS COLLEY ROAD (KY 2034) (MP 0.924) FROM 496 FEET NORTH OF KY 2034C EXTENDING NORTH TO 528 FEET SOUTH OF COMPANY BRANCH ROAD (MP 3.851), A DISTANCE OF 02.93 MILES.FLOOD REPAIR FOR FEMA
GEOGRAPHIC COORDINATES LATITUDE 37:08:22.00 LONGITUDE 82:47:39.00

COMPLETION DATE(S):

COMPLETED BY 06/30/2022

SPECIFIED COMPLETION DATE -
ALL ITEMS IN CONTRACT

CONTRACT NOTES

PROPOSAL ADDENDA

All addenda to this proposal must be applied when calculating bid and certified in the bid packet submitted to the Kentucky Department of Highways. Failure to use the correct and most recent addenda may result in the bid being rejected.

BID SUBMITTAL

Bidder must use the Department's electronic bidding software. The Bidder must download the bid file located on the Bid Express website (www.bidx.com) to prepare a bid packet for submission to the Department. The bidder must submit electronically using Bid Express.

JOINT VENTURE BIDDING

Joint venture bidding is permissible. All companies in the joint venture must be prequalified in one of the work types in the Qualifications for Bidders for the project. The bidders must get a vendor ID for the joint venture from the Division of Construction Procurement and register the joint venture as a bidder on the project. Also, the joint venture must obtain a digital ID from Bid Express to submit a bid. A joint bid bond of 5% may be submitted for both companies or each company may submit a separate bond of 5%.

UNDERGROUND FACILITY DAMAGE PROTECTION

The contractor shall make every effort to protect underground facilities from damage as prescribed in the Underground Facility Damage Protection Act of 1994, Kentucky Revised Statute KRS 367.4901 to 367.4917. It is the contractor's responsibility to determine and take steps necessary to be in compliance with federal and state damage prevention directives. When prescribed in said directives, the contractor shall submit Excavation Locate Requests to the Kentucky Contact Center (KY811) via web ticket entry. The submission of this request does not relieve the contractor from the responsibility of contacting non-member facility owners, whom shall be contacted through their individual Protection Notification Center. Non-compliance with these directives can result in the enforcement of penalties.

REGISTRATION WITH THE SECRETARY OF STATE BY A FOREIGN ENTITY

Pursuant to KRS 176.085(1)(b), an agency, department, office, or political subdivision of the Commonwealth of Kentucky shall not award a state contract to a person that is a foreign entity required by [KRS 14A.9-010](#) to obtain a certificate of authority to transact business in the Commonwealth ("certificate") from the Secretary of State under [KRS 14A.9-030](#) unless the person produces the certificate within fourteen (14) days of the bid or proposal opening. If the foreign entity is not required to obtain a certificate as provided in [KRS 14A.9-010](#), the foreign entity should identify the applicable exception. Foreign entity is defined within [KRS 14A.1-070](#).

For all foreign entities required to obtain a certificate of authority to transact business in the Commonwealth, if a copy of the certificate is not received by the contracting agency within the time frame identified above, the foreign entity's solicitation response shall be deemed non-responsive or the awarded contract shall be cancelled.

Businesses can register with the Secretary of State at <https://secure.kentucky.gov/sos/ftbr/welcome.aspx>.

SPECIAL NOTE FOR PROJECT QUESTIONS DURING ADVERTISEMENT

Questions about projects during the advertisement should be submitted in writing to the Division of Construction Procurement. This may be done by fax (502) 564-7299 or email to kytc.projectquestions@ky.gov. The Department will attempt to answer all submitted questions. The Department reserves the right not to answer if the question is not pertinent or does not aid in clarifying the project intent.

The deadline for posting answers will be 3:00 pm Eastern Daylight Time, the day preceding the Letting. Questions may be submitted until this deadline with the understanding that the later a question is submitted, the less likely an answer will be able to be provided.

The questions and answers will be posted for each Letting under the heading "Questions & Answers" on the Construction Procurement website (www.transportation.ky.gov/contract). The answers provided shall be considered part of this Special Note and, in case of a discrepancy, will govern over all other bidding documents.

HARDWOOD REMOVAL RESTRICTIONS

The US Department of Agriculture has imposed a quarantine in Kentucky and several surrounding states, to prevent the spread of an invasive insect, the emerald ash borer. Hardwood cut in conjunction with the project may not be removed from the state. Chipping or burning on site is the preferred method of disposal.

INSTRUCTIONS FOR EXCESS MATERIAL SITES AND BORROW SITES

Identification of excess material sites and borrow sites shall be the responsibility of the Contractor. The Contractor shall be responsible for compliance with all applicable state and federal laws and may wish to consult with the US Fish and Wildlife Service to seek protection under Section 10 of the Endangered Species Act for these activities.

ACCESS TO RECORDS

The contractor, as defined in KRS 45A.030 (9) agrees that the contracting agency, the Finance and Administration Cabinet, the Auditor of Public Accounts, and the Legislative Research Commission, or their duly authorized representatives, shall have access to any books, documents, papers, records, or other evidence, which are directly pertinent to this contract for the purpose of financial audit or program review. Records and other prequalification information confidentially

disclosed as part of the bid process shall not be deemed as directly pertinent to the contract and shall be exempt from disclosure as provided in KRS 61.878(1)(c). The contractor also recognizes that any books, documents, papers, records, or other evidence, received during a financial audit or program review shall be subject to the Kentucky Open Records Act, KRS 61.870 to 61.884.

In the event of a dispute between the contractor and the contracting agency, Attorney General, or the Auditor of Public Accounts over documents that are eligible for production and review, the Finance and Administration Cabinet shall review the dispute and issue a determination, in accordance with Secretary's Order 11-004.

April 30, 2018

SPECIAL NOTE FOR RECIPROCAL PREFERENCE

RECIPROCAL PREFERENCE TO BE GIVEN BY PUBLIC AGENCIES TO RESIDENT BIDDERS

By reference, KRS 45A.490 to 45A.494 are incorporated herein and in compliance regarding the bidders residency. Bidders who want to claim resident bidder status should complete the Affidavit for Claiming Resident Bidder Status along with their bid in the electronic bidding software. Submittal of the Affidavit should be done along the bid in Bid Express.

April 30, 2018

DGA BASE FOR SHOULDERS

Unless otherwise noted, the Department estimates the rate of application for DGA Base for Shoulders to be 115 lbs/sy per inch of depth. The Department will not measure necessary grading and/or shaping of existing shoulders prior to placing of DGA Base, but shall be incidental to the Contract unit price per ton for DGA Base.

Accept payment at the Contract unit price per ton as full compensation for all labor, materials, equipment, and incidentals for grading and/or shaping of existing shoulders and furnishing, placing, and compacting the DGA Base.

SPECIAL NOTE FOR MARKING REPAIR LOCATIONS

There is ample information in this proposal for the sites in this Contract to be located in the field by potential contractors. Make a thorough inspection of the site prior to submitting a bid and be thoroughly familiar with the existing conditions so that the work can be expeditiously performed after a contract is awarded. The Department will consider submission of a bid evidence of this inspection having been made.

The Department will not provide additional markings in the field before the letting date.

SPECIAL NOTES FOR SLIDE REPAIRS

I. DESCRIPTION

Except as specified herein, perform all work in accordance with the Department's 2019 Standard Specifications and applicable Special Provisions, Special Notes, Standard Drawings, and Sepia Drawings, current editions. Article references are to the Standard Specifications.

This work shall consist of:

(1) Clearing and grubbing, temporary erosion control, temporary pollution control, seeding and protection disturbed area, and final dressing, as needed; (2) Excavation; (3) Furnish and install drilled railroad rails; (4) Furnish and install wall cribbing; (5) Place geotextile fabric and backfill the cribbed railroad rails and the fill slopes; (6) Reconstruct shoulders; (7) Furnish and install guardrail and guardrail end treatments, as applicable, (8) Remove and Reset guardrail, as applicable; (9) Maintain and control traffic; and (10) All work as specified by this contract.

II. MATERIALS

Except as provided herein or as directed by the Engineer, the Department will sample and test all materials in accordance with the Department's Sampling Manual. Make the materials available for sampling a sufficient time in advance of the use of the materials to allow for the necessary time for testing unless otherwise specified in these Notes.

A. Maintain and Control Traffic. See Traffic Control Plan.

B. Erosion Control. See Erosion Control Plan.

C. Railroad Rails. Furnish new or recycled (used) railroad rails classified with a nominal weight of 130 lb/yd or greater. Furnish only visibly straight railroad rails with no splices. The Engineer will verify rail nominal weights by manufacturer's stamp with lb/yd, date, etc. (see detail). Provide Certification for nominal weight if the Manufacturer's Stamp is unidentifiable.

D. Backfill for Drilled Sockets. Use the following for backfill material for drilled sockets: concrete; free flowing sand; pea gravel, crushed limestone, or crushed sandstone. Use backfill material with one hundred percent (100%) passing a one-half (1/2) inch sieve. Do not use auger tailings. The Engineer will use visual inspection and/or material testing, as applicable to determine acceptability.

Slide Repairs
Page 2 of 7

E. Wall Cribbing. Furnish Steel “W” Beam Guardrail elements, new or used, in 12.5 foot lengths. Use only structurally sound and rust free straight elements. The Engineer will use visual inspection to determine acceptability. The Engineer may approve other material deemed capable of permanently restraining the granular backfill.

F. Backfill for Cribbing. Use one of the following backfill materials: Kentucky Aggregate Gradation No. 2's or larger meeting requirements of Section 805. The Engineer will use visual inspection and/or material testing, as applicable to determine acceptability.

G. Dense Graded Aggregate. Furnish Dense Graded Aggregate (DGA) meeting the requirements of Section 805. Do not use Crushed Stone Base in lieu of DGA.

H. Final Dressing, Seeding, and Protection. Use Seed Mixture Type III. See Erosion Control Plan

I. Silt Trap A, B or C. Furnish Silt traps according to the Standard Drawings and Section 213. See Erosion Control Plan.

J. Temporary Silt Fence. Furnish Temporary Silt Fence according to the Standard Drawings and Sections 213 and 827. See Erosion Control Plan.

K. Geotextile Fabric. Furnish Geotextile Fabric Class 2 as per Section 843.

L. Guardrail System. See Special Notes for Guardrail.

III. CONSTRUCTION METHODS

A. Maintain and Control Traffic. See Traffic Control Plan.

B. Staking. See Special Note for Staking.

C. Site Preparation. Prepare flood repair sites, including, but not limited to clearing and grubbing; removal of trees and stumps and all obstructions; sweeping and removal of debris. The Department has not determined the area to be cleared and the bidder must draw his own conclusions. The Engineer shall approve all site preparation.

D. Erosion Control. See Erosion Control Plan.

E. Roadway Excavation. Excavate each embankment/flood repair area to provide a platform for drilling the used railroad rails, if necessary. Excavate for roadway ditches, slopes, shoulders, and drainage.

Slide Repairs
Page 3 of 7

F. Installation of Drilled Railroad Rails. See attached summary for site locations and estimated quantities of materials required. Consider depth to rock, dimensions, and quantities listed to be approximate only. Contrary to the attached tables and drawings for drilled railroad rails, install only 1 Row of drilled Railroad Rails on 3 foot centers unless otherwise shown on the summary or directed by the Engineer. The embankment failures at these sites are caused by erosion.

NOTE TO ENGINEER AND CONTRACTOR: THE DEPARTMENT WILL ABSOLUTELY NOT ALLOW ANY CHANGE IN SCOPE OF WORK OR INCREASE IN QUANTITIES ON THE PROJECT WITHOUT PRIOR WRITTEN APPROVAL FROM THE DISTRICT BRANCH MANAGER FOR PROJECT DELIVERY AND PRESERVATION. THE DEPARTMENT SHALL NOT BE LIABLE FOR PAYMENTS DUE TO ADDITIONAL WORK THAT HAS NOT BEEN AUTHORIZED BY THE BRANCH MANAGER.

Install railroad rail piling in drilled sockets in rock or stable material under the landslides (see Figure 1) or the eroded areas (see Figure 2) as project location dictates or as directed by the Engineer. Drill sockets into solid rock, if possible. The Department will monitor each hole, which will serve as a sounding for the rail to be installed in it. Embed the railroad rail into solid rock no less than one-half the free end length of the rail (See Figure 1 and Figure 2). Allow adequate size of the drilled socket to allow free insertion of the railroad rail, but the maximum socket size shall not to exceed one (1) foot in diameter.

After each hole is drilled, immediately install railroad rail with the flanges positioned perpendicular to the direction of the landslide or break (see Figure 3). Determine the height of rail that is needed to reestablish pavement and shoulder typical section. Cut off excess rail that is not needed flush with the proposed ground line. Use cutoffs elsewhere in the project if possible; else retain possession of unusable cutoffs.

After railroad rail is installed, immediately backfill the drilled hole with the approved materials. Shovel the backfill material into the hole in small amounts. Avoid bridging between the rail and the sides of the hole. Do not use Auger tailings as backfill material.

When double or triple rows are required, stagger the rows to obtain the required spacing. Keep the spacing between the rows of rails as close as is practical but do not space between the rows of more than 2 feet, if possible. See Figure 3 (Case II and Case III) for the diagrams showing two (2) or three (3) rows of rails. Select the spacing as per Table 1 for all 130-133 pound per yard rail or greater. The Department shall approve the selection prior to work being performed.

Crib any exposed portion of railroad rail before placing backfill.

Slide Repairs
Page 4 of 7

G. Installation of Wall Cribbing. Install Cribbing as shown on Figure 1 or Figure 2 as slide location dictates or as directed by the Engineer. Extend wall cribbing 2 feet below the existing ground line. If bedded rock is encountered, install the cribbing to the bedded rock only. If necessary, the Engineer will direct changes to this procedure. Furnish all labor, materials, and equipment to deliver and install wall cribbing on the Drilled Railroad Rail Piling. Lap, bolt, and attach the wall cribbing solid to the drilled railroad rails.

H. Excavation and Backfill for Embankment Repair. Place geotextile fabric, then construct embankment behind railroad rails, cribbing and on slope, as per Section 206. Construct embankment up to the approximately four (4) inches of the existing pavement elevation.

DO NOT USE EXCAVATED MATERIAL FROM THE SITE AS FILL MATERIAL.

The Contractor may waste excavation on the right-of-way only at sites approved by the Engineer. If the Engineer deems no suitable sites are available within the right-of-way, the Contractor shall waste the material off the right-of-way at sites obtained by the Contractor at no additional cost to the Department. See Special Note for Waste and Borrow. Do not waste materials in flood prone areas, flood plains, or in streams.

I. Shoulders. Reconstruct shoulders with four (4) inches of DGA up to the approximate existing elevation and width of the surrounding typical section or to a minimum width of 10.0 feet, whichever is greater. Do not allow water to pond on the shoulder area or at the pavement/shoulder edge. Reconstruct the shoulder before installing guardrail. Asphalt paving, if necessary, will be by others.

J. Guardrail. See Special Notes for Guardrail.

K. Final Dressing, Seeding and Protection. Apply Class A Final Dressing to all disturbed areas, both on and off the right-of-way. Sow with Seed Mixture Type III. See Special Note For Erosion Control.

L. On-Site Inspection. Each Contractor submitting a bid for this work shall make a thorough inspection of the sites prior to submitting his bid and shall thoroughly familiarize himself with the existing conditions so that the work can be expeditiously performed after a contract is awarded. The Department will consider submission of a bid as evidence of this inspection having been made.

M. Right-of-Way Limits. The Department has not determined Right-of-Way and easement limits. Limit construction activities to obvious right-of-way, permanent or temporary easements, and work areas obtained by the Department by Consent and Release of the adjacent property owners. Be responsible for encroachments onto private lands.

N. Property Damage. Be responsible for all damage to public and/or private property resulting from the work.

Slide Repairs
Page 5 of 7

O. Utility Clearance. The Department has not determined utility locations for this project. Locate all underground, above ground and overhead utilities prior to beginning construction. Be responsible for contacting and maintaining liaison with all utility companies that have utilities located within the project limits. Notify the Engineer and the utility owner(s) immediately when it is discovered or anticipated that any utility conflict could delay the Contractor's operations. Do not disturb existing overhead or underground utilities. Be responsible for repairing all utility damage that occurs as a result of the work. It is not anticipated that any utility facilities will need to be relocated and/or adjusted; however, in the event that it is discovered that the work does require that utilities be relocated and/or adjusted, the utility companies will work concurrently with the Contractor while relocating their facilities. Working days will not be charged for those days on which work on the controlling item is delayed, as provided in the Specifications. If the total delay exceeds ten working days, an extension of the specified completion date will be negotiated with the Contractor for delay to the Contractor's work; however no extension will be granted for any delay caused by the Contractor's failure to notify the Engineer and/or the utility company as specified above when a conflict is discovered or anticipated as specified. Comply with applicable sections of Chapter 107.

P. Waste. Other than excavation allowed by the Engineer, do not waste material on the right-of-way. Waste materials off the right-of-way at sites obtained by the Contractor at no additional cost to the Department. See Special Note for Waste and Borrow.

IV. METHOD OF MEASUREMENT

The Department will measure for payment only the items listed. The Department will consider all items not listed for measurement incidental to the applicable items of work.

A. Maintain and Control Traffic. See Traffic Control Plan.

B. Site Preparation. The Department will measure Site Preparation as one (1) Lump Sum. The Department will not measure Clearing and Grubbing, Removal of Trees and Stumps, Final Dressing, Seeding and Protection, Fertilizer, or Waste Removal and Disposal, and other items not expressly listed as individual bid items, but shall be incidental to Site Preparation.

C. Erosion Control. See Erosion Control Plan.

D. Railroad Rail-Drilled. The Department will measure Drilled Railroad Rails in Linear Feet of finished in-place length. The Department will not measure laps, cutoffs, excess, and waste for payment. If the Engineer determines from the sounding obtained at a drilled socket that railroad rail piling cannot be used in that socket, the Engineer will measure 50% of the depth for payment.

Slide Repairs
Page 6 of 7

E. Cribbing. The Department will measure Cribbing in square feet of finished in-place area. The Department will not measure laps, cutoffs, excess and waste for payment.

F. Geotextile Fabric Class 2. See Section 214.04. The Department will field measure the quantity in square yards of finished in place area. The Department will not measure laps, seams, cut offs, excess, or waste

G. Roadway Excavation. The Department will not measure Roadway Excavation for platforms for drilling the railroad rails, roadway ditches, slopes, shoulders, drainage, but sll be incidental to Site Preparation.

H. Excavation and Backfill. The Department will measure Excavation and Backfill in cubic yards. The Department will field measure the quantity as per Section 204.04.08 or other accepted methods of measurement as directed by the Engineer.

I. Dense Graded Aggregate. The Department will measure DGA in tons according to Section 302.04.

J. Guardrail. See Special Notes for Guardrail.

V. BASIS OF PAYMENT

The Department will make payment for only the items listed. The Department will consider all items not listed for payment incidental to the applicable items of work.

A. Maintain and Control Traffic. See Traffic Control Plan.

B. Site Preparation. Accept payment at the Contract Lump Sum unit price as full compensation for all labor, materials, equipment, and incidentals for Site Preparation.

C. Erosion Control. See Erosion Control Plan.

D. Railroad Rail-Drilled. Accept payment at the Contract unit price per linear foot as full compensation for all labor, materials, equipment, and incidentals for furnishing, drilling, and setting the Drilled Railroad Rails.

E. Excavation and Backfill. Accept payment at the Contract unit price per cubic yard as full compensation for all labor, materials, equipment, and incidentals for Excavation and Backfill.

Slide Repairs
Page 7 of 7

F. Cribbing. Accept payment at the Contract unit price per square foot as full compensation for all labor, materials, equipment, and incidentals for furnishing and installing Cribbing on the Drilled Railroad Rails.

G. Guardrail. See Special Notes for Guardrail.

H. Dense Graded Aggregate. See Section 302.05.

SPECIAL NOTE FOR CONTRACTOR STAKING

Contrary to Section 201, perform only the following items:

1. Be responsible for field layout of the drilled railroad rails on designated spacing; and
2. Control the drilling and setting of the railroad rails to ensure the rails are plumb and installed at the designated spacing; and
3. Determine the height of rail that is needed to reestablish pavement and shoulder typical section and mark cut-offs; and
4. Establish proper slope elevations and ratios, shoulder widths, existing ditch profiles, pipe lines and grades, and final ditch profiles to insure positive drainage during and upon completion of construction; and

Contrary to Section 201, the Department will not measure Contractor Staking for separate payment, but shall be incidental to the applicable items of the work.

Except as provided herein, the Department will perform Staking.

SPECIAL NOTES FOR CULVERT REPLACEMENT KY 1103 - SITE 5

I. DESCRIPTION

Except as specified herein, perform all work in accordance with the Department's 2019 Standard and Supplemental Specifications, Special Provisions and Special Notes, and Standard and Sepia Drawings, current editions. Section references are to the Standard Specifications. Furnish all labor, equipment, materials, and incidentals for the following work:

(1) Site Preparation and Erosion Control; (2) Furnishing, and constructing Culvert Pipe; (3) Maintaining and controlling traffic; and (4) Any other work as specified by this contract.

II. MATERIALS

The Department will sample and test all materials in accordance with the Department's Sampling Manual. Unless specified otherwise in these notes, make the materials available for sampling a sufficient time in advance of the use of the materials to allow for the necessary time for testing.

A. Maintain and Control Traffic. See Traffic Control Plan.

B. Erosion Control. See Special Notes for Erosion Control Plan.

C. Culvert Pipe. Furnish an 18 inch culvert pipe for fill cover height of 10 feet and pH Range L. Consider the drawings in the proposal to be conceptual and preliminary only. Prior to furnishing the pipe, verify fill cover height and lengths and obtain approval from the Engineer.

D. Culvert Backfill. Use granular backfill according to Section 701.02.05.

E. Geotextile Fabric Class 2. Furnish Geotextile Fabric Class 2 according to Section 843.

G. Channel Lining Class II. See Section 805.13.04.

H. Seeding and Protection. See Special Note for Erosion Control.

KY 1103 – Site 5 Culvert Replacement
Page 2 of 5

III. CONSTRUCTION METHODS

Except as provided herein, construct the culvert pipe according to Sections 701 or as directed by the Engineer.

A. Maintain and Control Traffic. See Traffic Control Plan.

B. Erosion Control. See Special Notes for Erosion Control.

C. Site Preparation. Be responsible for all site preparation, including, but not limited to: clearing and grubbing and tree and stump removal; structure, common, solid rock, and special excavation; foundation preparation; structural granular backfill, embankment, borrow, and embankment in place; removal of existing culverts, obstructions or any other items; disposal of materials, waste, and debris; cleaning inlet and outlet ditches; restoration, clean up, and final dressing. Limit clearing and grubbing to the absolute minimum required to construct the culvert. The department has not determined the quantity of Clearing and Grubbing; the bidder must draw his own conclusions. Obtain the Engineer's prior approval before removing any trees. Perform all site preparation only as approved or directed by the Engineer.

D. Excavation and Removal of Existing Structures. Completely remove the existing headwall and culvert as directed by the Engineer, including masonry (stone and/or concrete), if present. Be responsible for all excavation (structure, common, rock, and unclassified) required for foundation preparation and all other excavation required by the work. Excavate any rock in the channel as required to allow for construction of foundation and installation of culvert with the designed fill cover height. Waste excess and unsuitable excavation off the right of way obtained by the Contractor at no additional cost to the Department (see Special Note for Waste and Borrow). Provide positive drainage of slopes and ditches at all times during and upon completion of construction. Perform all excavation only as approved or directed by the Engineer.

E. Bedding. Prepare bedding for the pipe according to Section 701.03.03.

F. Culvert Pipe. Construct Pipe as shown according to Section 701 or as directed by the by the Engineer. Provide positive drainage of slopes and ditches at all times during and upon completion of construction. Use excess suitable excavation to flatten slopes as approved or directed by the Engineer. Waste unsuitable and remaining excess excavation and other removed materials at sites off the right of way obtained by the Contractor at no additional cost to the Department (See Special Note for Waste and Borrow). Perform all excavation and removal of existing structure only as approved or directed by the Engineer.

Without regard to the materials encountered, consider all roadway, drainage, solid rock, and special excavation to be unclassified. It shall be distinctly understood that any reference to rock, earth, or any other material on the plans or cross sections, whether in numbers, words, letters, or lines, is solely for the Department's information and is not to be taken as an indication of classified excavation or the quantity of either rock, earth, or any other material involved. The bidder must draw his own conclusions as to the conditions to be encountered.

KY 1103 – Site 5 Culvert Replacement
Page 3 of 5

The Department does not give any guarantee as to the accuracy of the data and no claim will be considered for additional compensation if the materials encountered are not in accord with the classification shown.

H. Backfill and Embankments. Complete the backfill and embankments as directed by the Engineer at the time of construction. Warp finished slopes to match existing slopes and ditches. Provide positive drainage of slopes and ditches at all times during and upon completion of construction.

I. Channel Lining. Place Class II Channel Lining with Class 2 Geotextile Fabric to protect culvert ends, slopes, and ditches as directed by the Engineer. In addition to the requirements of section 703, the Engineer may require additional hand placement.

J. Guardrail. See Special Notes for Guardrail.

K. Final Dressing and Clean Up. After all work is completed, completely remove all waste and debris from the construction worksite. Backfill all excavated areas and compact as directed by the Engineer. Perform Class A Final Dressing on all disturbed areas, both on and off the right of way. Sow all disturbed earthen areas according to the Special Note for Erosion Control.

L. On-Site Inspection. Make a thorough inspection of the site prior to submitting bid and be thoroughly familiar with existing conditions so that the work can be expeditiously performed after a contract is awarded. The Department will consider submission of a bid as evidence of this inspection having been made. The Department will not consider any claims resulting from site conditions.

M. Right-of-Way Limits. The Department has not determined exact Right-of-Way limits. Limit work activities and operations to obvious existing Right-of-Way, Permanent Easements, and work areas obtained by the Department through consent and release of the adjacent property owners. Be responsible for encroachments onto private lands.

N. Utilities. Locate all underground and overhead utilities prior to construction. Be responsible for repairing all utility damage that occurs as a result of the Contractor's operations at no additional cost to the Department.

O. Restoration. Be responsible for all damage to public and/or private property resulting from the work. Remove and replace all damaged or disturbed roadway features in like kind materials and design at no additional cost to the Department.

P. Disposal of Waste. Dispose of all removed pipe, stone masonry, concrete and reinforcing steel, pavement, debris, unsuitable and excess excavation, and other waste off the right-of-way at sites obtained by the Contractor at no additional cost to the Department (see Special Note for Waste and Borrow).

Q. Caution. Consider the information shown on the plans and the type of work listed herein as approximate only and do not take the information as an accurate evaluation of the

KY 1103 – Site 5 Culvert Replacement
Page 4 of 5

materials and conditions to be encountered during construction; the bidder must draw his own conclusions. The Department does not give any guarantee as to the accuracy of the data and no claim will be considered for if the conditions encountered are not in accordance with the information shown.

R. Control. Perform all work under the absolute control of the Department of Highways. Obtain the Engineer's approval of all designs required to be furnished by the Contractor and/or the manufacturer and design modifications proposed by the Contractor or Manufacturer prior to incorporation into the work. The Department reserves the right to have other work performed by other contractors and its own forces and to permit public utility companies and others to do work during the construction of and within the limits of, or adjacent to, the project. Conduct work activities and operations in cooperation with such other parties so that interference with such other work will be reduced to a minimum. The Department will consider submission of a bid as Contractor's agreement to not make any claims for additional compensation due to delays or other conditions created by the operations of such other parties. Should a difference of opinion arise as to the rights of the Contractor and others working within the limits of, or adjacent to, the project, the Engineer will decide as to the respective rights of the various parties involved in order to assure the completion of the Department's work in general harmony and in a satisfactory manner, and his decision shall be final and binding upon the Contractor.

S. Staking. See Special Note for Staking.

IV. METHOD OF MEASUREMENT

The Department will measure for payment only the bid items listed. All other items required to complete the construction shall be incidental to the bid items listed.

A. Maintain and Control Traffic. See Traffic Control Plan.

B. Site Preparation. The Department will measure Site Preparation as one lump sum. The Department will not measure: clearing and grubbing and tree and stump removal; structure, common, solid rock, and special excavation; foundation preparation; structural granular backfill, embankment, borrow, and embankment in place; removal of existing culverts, obstructions or any other items; disposal of materials, waste, and debris; cleaning inlet and outlet ditches; restoration, clean up, and final dressing for separate payment but shall be incidental to Site Preparation.

C. Erosion Control. See Special Notes for Erosion Control.

D. Culvert Pipe. See Section 701.04.01

E. Geotextile Fabric Class 2. See Section 214.04. The Department will field measure the quantity in square yards of finished in place area. The Department will not measure laps, seams, cut offs, excess, or waste.

KY 1103 – Site 5 Culvert Replacement
Page 5 of 5

F. Channel Lining Class II. See Section 703.04.05.

G. Guardrail. See Special Notes for Guardrail.

H. Staking. See Special Note for Staking.

V. BASIS OF PAYMENT

The Department will make payment only for the bid items listed. All other items required to complete the construction shall be incidental to the bid items listed.

A. Maintain and Control Traffic. See Traffic Control Plan.

B. Site Preparation. Accept payment at the Contract unit price as full compensation for all materials, labor, equipment, and incidentals for all site preparation, including, but not limited to: clearing and grubbing and tree and stump removal; foundation preparation; structure, common, solid rock, and special excavation; structural granular backfill, embankment, borrow, and embankment in place; removal of existing culverts, obstructions or any other items; disposal of materials, waste, and debris; cleaning inlet and outlet ditches; restoration, clean up, and final dressing.

C. Erosion Control. See Special Note for Erosion Control.

D. Culvert Pipe. See Section 701.05.

E. Channel Lining Class II. See Section 703.04.05.

F Geotextile Fabric Class 2. Accept payment at the Contract unit price as full compensation for all materials, labor, equipment, and incidentals for furnishing and installing the Geotextile Fabric Type 2.

G. Guardrail. See Special Notes for Guardrail.

SPECIAL NOTES FOR SHOULDER REPAIR KY 1103 - SITE 6

I. DESCRIPTION

Except as specified herein, perform all work in accordance with the Department's 2019 Standard and Supplemental Specifications, Special Provisions and Special Notes, and Standard and Sepia Drawings, current editions. Section references are to the Standard Specifications. Furnish all labor, equipment, materials, and incidentals for the following work:

(1) Site Preparation and Erosion Control; (2) Reconstructing shoulder with Class II Channel Lining; (3) Maintaining and controlling traffic; and (4) Any other work as specified by this contract.

II. MATERIALS

The Department will sample and test all materials in accordance with the Department's Sampling Manual. Unless specified otherwise in these notes, make the materials available for sampling a sufficient time in advance of the use of the materials to allow for the necessary time for testing.

A. Maintain and Control Traffic. See Traffic Control Plan.

B. Erosion Control. See Special Notes for Erosion Control Plan.

C. Geotextile Fabric Class 2. Furnish Geotextile Fabric Class 2 according to Section 843.

D. Channel Lining Class II. See Section 805.13.04.

E. Seeding and Protection. See Special Note for Erosion Control.

III. CONSTRUCTION METHODS

Except as provided herein, construct the culvert pipe according to Sections 701 or as directed by the Engineer.

A. Maintain and Control Traffic. See Traffic Control Plan.

B. Erosion Control. See Special Notes for Erosion Control.

C. Site Preparation. Be responsible for all site preparation, including, but not limited to: clearing and grubbing and tree and stump removal; structure, common, solid rock, and special excavation; embankment, borrow, and embankment in place; removal of existing obstructions or any other items; disposal of materials, waste, and debris; cleaning inlet and outlet ditches; restoration, clean up, and final dressing. Limit clearing and grubbing to the

KY 1103 – Site 6 Shoulder Reconstruction
Page 2 of 4

absolute minimum required to construct the culvert. The department has not determined the quantity of Clearing and Grubbing; the bidder must draw his own conclusions. Obtain the Engineer's prior approval before removing any trees. Perform all site preparation only as approved or directed by the Engineer.

D. Excavation. Be responsible for all excavation (structure, common, rock, and unclassified) and all other excavation required by the work. Waste excess and unsuitable excavation off the right of way obtained by the Contractor at no additional cost to the Department (see Special Note for Waste and Borrow). Provide positive drainage of slopes and ditches at all times during and upon completion of construction. Perform all excavation only as approved or directed by the Engineer.

E. Backfill and Embankments.

F. Channel Lining. Place Class II Channel Lining with Class 2 Geotextile Fabric to protect slopes as directed by the Engineer. Warp finished slopes to match existing slopes and ditches. In addition to the requirements of section 703, the Engineer may require additional hand placement. Provide positive drainage of slopes and ditches at all times during and upon completion of construction.

G. Guardrail. See Special Notes for Guardrail.

H. Final Dressing and Clean Up. After all work is completed, completely remove all waste and debris from the construction worksite. Backfill all excavated areas and compact as directed by the Engineer. Perform Class A Final Dressing on all disturbed areas, both on and off the right of way. Sow all disturbed earthen areas according to the Special Note for Erosion Control.

I. On-Site Inspection. Make a thorough inspection of the site prior to submitting bid and be thoroughly familiar with existing conditions so that the work can be expeditiously performed after a contract is awarded. The Department will consider submission of a bid as evidence of this inspection having been made. The Department will not consider any claims resulting from site conditions.

J. Right-of-Way Limits. The Department has not determined exact Right-of-Way limits. Limit work activities and operations to obvious existing Right-of-Way, Permanent Easements, and work areas obtained by the Department through consent and release of the adjacent property owners. Be responsible for encroachments onto private lands.

K. Utilities. Locate all underground and overhead utilities prior to construction. Be responsible for repairing all utility damage that occurs as a result of the Contractor's operations at no additional cost to the Department.

L. Restoration. Be responsible for all damage to public and/or private property resulting from the work. Remove and replace all damaged or disturbed roadway features in like kind materials and design at no additional cost to the Department.

KY 1103 – Site 6 Shoulder Reconstruction
Page 3 of 4

M. Disposal of Waste. Dispose of all removed pipe, stone masonry, concrete and reinforcing steel, pavement, debris, unsuitable and excess excavation, and other waste off the right-of-way at sites obtained by the Contractor at no additional cost to the Department (see Special Note for Waste and Borrow).

N. Caution. Consider the information shown on the plans and the type of work listed herein as approximate only and do not take the information as an accurate evaluation of the materials and conditions to be encountered during construction; the bidder must draw his own conclusions. The Department does not give any guarantee as to the accuracy of the data and no claim will be considered for if the conditions encountered are not in accordance with the information shown.

O. Control. Perform all work under the absolute control of the Department of Highways. Obtain the Engineer's approval of all designs required to be furnished by the Contractor and/or the manufacturer and design modifications proposed by the Contractor or Manufacturer prior to incorporation into the work. The Department reserves the right to have other work performed by other contractors and its own forces and to permit public utility companies and others to do work during the construction of and within the limits of, or adjacent to, the project. Conduct work activities and operations in cooperation with such other parties so that interference with such other work will be reduced to a minimum. The Department will consider submission of a bid as Contractor's agreement to not make any claims for additional compensation due to delays or other conditions created by the operations of such other parties. Should a difference of opinion arise as to the rights of the Contractor and others working within the limits of, or adjacent to, the project, the Engineer will decide as to the respective rights of the various parties involved in order to assure the completion of the Department's work in general harmony and in a satisfactory manner, and his decision shall be final and binding upon the Contractor.

P. Staking. See Special Note for Staking.

IV. METHOD OF MEASUREMENT

The Department will measure for payment only the bid items listed. All other items required to complete the construction shall be incidental to the bid items listed.

A. Maintain and Control Traffic. See Traffic Control Plan.

B. Site Preparation. The Department will measure Site Preparation as one lump sum. The Department will not measure: clearing and grubbing and tree and stump removal; structure, common, solid rock, and special excavation; embankment, borrow, and embankment in place; removal of obstructions or any other items; disposal of materials, waste, and debris; cleaning inlet and outlet ditches; restoration, clean up, and final dressing for separate payment but shall be incidental to Site Preparation.

C. Erosion Control. See Special Notes for Erosion Control.

KY 1103 – Site 6 Shoulder Reconstruction
Page 4 of 4

D. Geotextile Fabric Class 2. See Section 214.04. The Department will field measure the quantity in square yards of finished in place area. The Department will not measure laps, seams, cut offs, excess, or waste.

E. Channel Lining Class II. See Section 703.04.05.

F. Guardrail. See Special Notes for Guardrail.

G. Staking. See Special Note for Staking.

V. BASIS OF PAYMENT

The Department will make payment only for the bid items listed. All other items required to complete the construction shall be incidental to the bid items listed.

A. Maintain and Control Traffic. See Traffic Control Plan.

B. Site Preparation. Accept payment at the Contract unit price as full compensation for all materials, labor, equipment, and incidentals for all site preparation, including, but not limited to: clearing and grubbing and tree and stump removal; structure, common, solid rock, and special excavation; embankment, borrow, and embankment in place; removal of obstructions or any other items; disposal of materials, waste, and debris; cleaning inlet and outlet ditches; restoration, clean up, and final dressing.

C. Erosion Control. See Special Note for Erosion Control.

D. Channel Lining Class II. See Section 703.04.05.

E Geotextile Fabric Class 2. Accept payment at the Contract unit price as full compensation for all materials, labor, equipment, and incidentals for furnishing and installing the Geotextile Fabric Type 2.

F. Guardrail. See Special Notes for Guardrail.

SPECIAL PROVISION FOR WASTE AND BORROW SITES

Obtain U.S. Army Corps of Engineer's approval before utilizing a waste or borrow site that involves "Waters of the United States". The Corps of Engineers defines "Waters of the United States" as perennial or intermittent streams, ponds or wetlands. The Corps of Engineers also considers ephemeral streams, typically dry except during rainfall but having a defined drainage channel, to be jurisdictional waters. Direct questions concerning any potential impacts to "Waters of the United States" to the attention of the appropriate District Office for the Corps of Engineers for a determination prior to disturbance. Be responsible for any fees associated with obtaining approval for waste and borrow sites from the U.S. Army Corps of Engineer or other appropriate regulatory agencies.

1-296 Waste & Borrow Sites
01/02/2012

COORDINATION OF WORK WITH OTHERS

Be advised, there may be active project(s) adjacent to or within this project. These may be KYTC administered contracts, work being performed by KYTC issued encroachment permit, or work being performed by Department forces. The Engineer will coordinate the work of any other Contractors, permit holders, or the Department' forces. See Sections 105.06, 107.06 and 107.14 of the 2019 Standard Specifications.

SPECIAL NOTE FOR SHOULDER PREPARATION

Grade, shape, and compact shoulders as shown on the typical section and as directed by the Engineer to provide proper template and foundation for the guardrail placement. The Department will not measure grading, shaping, and compacting shoulders for separate payment, but shall be incidental to the Dense Graded Aggregate placed on the shoulder.

SPECIAL NOTES FOR GUARDRAIL

I. DESCRIPTION

Except as specified herein, perform all work in accordance with the Department's 2019 Standard and Supplemental Specifications and Standard and Sepia Drawings, current editions. Article references are to the Standard Specifications.

Furnish all equipment, labor, materials, and incidentals for the following work items:

(1) Site preparation and Erosion Control; (2) Remove and/or Remove and Reset existing guardrail systems; (3) Construct Guardrail systems; (4) Delineators for guardrail; (5) Maintain and control traffic; and (6) all other work specified as part of this contract.

II. MATERIALS

Except as specified herein, provide for all materials to be sampled and tested in accordance with the Department's Sampling Manual and make the materials available for sampling a sufficient time in advance of the use of the materials to allow for the necessary time for testing.

A Maintain and Control Traffic. See Traffic Control Plan.

B. Erosion Control. See Special Notes for Erosion Control

C. Remove and Reset Guardrail. Use existing guardrail materials. Furnish replacement parts for any missing, damaged, or lost parts meeting the requirements of Section 814 and the Standard and Sepia Drawings.

D. Guardrail. Furnish guardrail system components meeting the requirements of Section 814 and the Standard and Sepia Drawings; except use steel posts only, no alternates.

E. Delineators for Guardrail. Furnish Delineators for Guardrail according to Standard Drawing RBR-055-01.

III. CONSTRUCTION METHODS

A. Maintain and Control Traffic. See Traffic Control Plan.

B. Site Preparation. Be responsible for all site preparation, including but not limited to, clearing and grubbing, excavation, embankment, and removal of all obstructions or any other items; regrading, reshaping, adding and compacting of suitable materials on the existing shoulders to provide proper template or foundation for the guardrail; filling voids

Guardrail

Page 2 of 4

left as the result of removing existing guardrail and guard posts with dry sand; temporary pollution and erosion control; disposal, of excess and waste materials and debris; and final dressing, cleanup, and seeding and protection. Perform all site preparation as approved or directed by the Engineer.

C. Erosion Control. See the Special Note for Erosion Control.

D. Remove and Reset Guardrail. Remove existing guardrail as shown on the Summary or as directed by the Engineer according to Section 719.03.03. Dispose of timber posts. Store and protect all other guardrail components and replace upon completion of the slide repair according to Section 719 and the Standard and Sepia Drawings. Consider locations listed on the summary and/or shown on the drawings to be approximate only. The Engineer will determine the exact termini for individual guardrail installations at the time of construction. Unless directed otherwise by the Engineer, provide a minimum shoulder of two (2) feet or match the existing shoulder width, whichever is greater.

Reset the guardrail to the lines and grades shown on current Standard Drawings or as directed by the Engineer by any method approved by the Engineer that allows construction of the guardrail to the true grade without apparent sags.

When removing and resetting existing guardrail, do not leave the blunt end exposed where it would be hazardous to the public. When it is not practical to complete the construction of the guardrail and the permanent end treatments and terminal sections first, provide a temporary end by connecting at least 25 feet of rail to the last post, and by slightly flaring, and burying the end of the rail completely into the existing shoulder. If left overnight, place a drum with bridge panel in advance of the guardrail end and maintain during use.

E. Guardrail. Except as specified herein, construct guardrail system according to Section 719 and the Standard and Sepia Drawings. Consider locations listed on the summary and/or shown on the drawings to be approximate only. The Engineer will determine the exact termini for individual guardrail installations at the time of construction. Unless directed otherwise by the Engineer, provide a minimum shoulder of two (2) feet or match the existing shoulder width, whichever is greater.

Erect guardrail to the lines and grades shown on current Standard Drawings or as directed by the Engineer by any method approved by the Engineer that allows construction of the guardrail to the true grade without apparent sags.

When removing existing guardrail and installing new guardrail, do not leave the blunt end exposed where it would be hazardous to the public. When it is not practical to complete the construction of the guardrail and the permanent end treatments and terminal sections first, provide a temporary end by connecting at least 25 feet of rail to the last post, and by slightly flaring, and burying the end of the rail completely into the existing shoulder. If left overnight, place a drum with bridge panel in advance of the guardrail end and maintain during use.

Guardrail
Page 3 of 4

E. Delineators for Guardrail. Install delineators for guardrail according to Standard Drawing RBR-055-01, except space delineators 50 feet on centers.

G. Property Damage. Be responsible for all damage to public and/or private property resulting from the work. Restore damaged roadway features and private property at no additional cost to the Department.

H. Coordination with Utility Companies. Locate all underground, above ground and overhead utilities prior to beginning construction. Be responsible for contacting and maintaining liaison with all utility companies that have utilities located within the project limits. Do not disturb existing overhead or underground utilities. It is not anticipated that any utility facilities will need to be relocated and/or adjusted; however, in the event that it is discovered that the work does require that utilities be relocated and/or adjusted, the utility companies will work concurrently with the Contractor while relocating their facilities. Be responsible for repairing all utility damage that occurs as a result of guardrail operations at no additional cost to the Department.

I. Right of Way Limits. The Department has not established exact limits of the Right-of-Way. Limit work activities to obvious Right-of-Way, permanent or temporary easements, and work areas secured by the Department through consent and release of the adjacent property owners. Be responsible for all encroachments onto private lands.

J. Disposal of Waste. Dispose of all removed concrete, debris, and other waste and debris off the Right-of-Way at sites obtained by the Contractor at no additional cost to the Department. See Special Note for Waste and Borrow.

K. Final Dressing, Clean Up, and Seeding and Protection. Apply Class A Final Dressing to all disturbed areas, both on and off the Right-of-Way. Sow all disturbed earthen areas according to the Special Notes for Erosion Control.

L. Erosion Control. See Special Notes for Erosion Control.

IV. METHOD OF MEASUREMENT

A. Maintain and Control Traffic. See Traffic Control Plan.

B. Site preparation. The Department will measure Site Preparation as one (1) Lump Sum.

C. Erosion Control. See Special Notes for Erosion Control.

D. Remove and Reset Guardrail. The Department will measure Remove and Reset Guardrail in linear feet at the face of the guardrail.

E. Guardrail. See Section 719.04.

Guardrail
Page 4 of 4

F. Delineators for Guardrail. See Standard Drawing RBR-055-01.

V. BASIS OF PAYMENT

A. Maintain and Control Traffic. See Traffic Control Plan.

B. Site Preparation. Accept payment at the Contract Lump Sum unit price as full compensation for all materials, labor, and equipment for all site preparation, including but not limited to, clearing and grubbing, excavation, embankment, and removal of all obstructions or any other items; disposal, of excess and waste materials and debris; and final dressing, cleanup, and seeding and protection.

C. Erosion Control. See Special Notes for Erosion Control.

D. Remove and Reset Guardrail. Accept payment at the Contract unit price per linear foot as full compensation for all materials, labor, and equipment, and incidentals for removing; storing; protecting; replacing missing, damaged, or lost parts, and resetting the guardrail.

F. Guardrail. See Section 719.05.

G. Delineators for Guardrail. See Standard Drawing RBR-055-01.

SPECIAL NOTE FOR TYPICAL SECTION DIMENSIONS

Consider the dimensions shown on the typical sections for pavement and shoulder widths and thickness' to be nominal or typical dimensions. The Engineer may direct or approve varying the actual dimensions to be constructed to fit existing conditions. Do not widen existing pavement or shoulders unless specified elsewhere in this proposal or directed by the engineer.

1-3725 Typical Section Dimensions
01/02/2012

TRAFFIC CONTROL PLAN FOR SLIDE CORRECTION

TRAFFIC CONTROL GENERAL

Except as specified herein, Maintain and Control Traffic in accordance with the 2019 Standard and Supplemental Specifications, Special Notes and Special Provisions, and the Standard and Sepia Drawings, current editions. Except for the roadway and traffic control bid items listed, furnish all other items necessary to maintain and control traffic incidental to the Contract lump sum price Maintain and Control Traffic.

Contrary to Section 106.01, furnish new, or used in like new condition, traffic control devices, at the beginning of the work and maintain the devices in like new condition until completion of the work.

PROJECT PHASING & CONSTRUCTION PROCEDURES

At the discretion of the Engineer, the Department may specify days and hours when lane or shoulder closures will not be allowed. Prior to beginning work at each site, provide a proposed lane closure and work schedule for the approval of the Engineer. The Department will provide public notification. Notify the Engineer immediately and obtain prior approval of any proposed deviations from the approved schedule.

Maintain alternating one-way traffic during construction. Unless directed otherwise by the Engineer, provide a minimum clear lane width of eight (8) feet, but make provision for passage of vehicles of up to sixteen (16) feet in width. If traffic is stopped due to construction operations, and a school bus on an official run arrives on the scene, immediately make provisions for the passage of the bus.

LANE & SHOULDER CLOSURES

Do not leave lane closures in place during non-working hours

Do not store equipment or materials on shoulders during non-working hours.

CHANGEABLE MESSAGE SIGNS

If deemed necessary by the Engineer, the Department will furnish, operate, and maintain Changeable Message Signs.

Traffic Control Plan for Slide Correction

Page 2 of 3

SIGNS

The Engineer may require additional signing and/or traffic control devices in addition to the items shown on the Standard Drawings. Sign posts and splices shall be compliant with NCHRP 350 or MASH. Manufacturer's documentation validating this compliance shall be provided to the Engineer prior to installation. Signs, including any splices, shall be installed according to manufacturer's specifications and installation recommendations. Contrary to section 112.04.02, the Department will measure only long term signs (signs intended to be continuously in place for more than 3 days) for payment. The Department will not measure; short term signs (signs intended to be left in place for 3 days or less) for payment, but shall be incidental to Maintain and Control Traffic. Contrary to Section 112.04.02, the Department will measure individual signs only once for payment, regardless of how many times they are erected or relocated. The Department will not measure replacements for damaged signs directed by the Engineer to be replaced due to poor condition or reflectivity.

BARRICADES

The Department will not measure Barricades used in lieu of barrels and cones for channelization or delineation, but shall be incidental to Maintain and Control Traffic according to Section 112.04.01. The Department will measure Barricades used for protection of pavement and shoulder removal areas according to Section 112.04.04. Retain possession of the barricades upon completion of the work.

PAVEMENT EDGE DROP-OFFS

Do not allow a difference in elevation of a pavement edge between opposing directions of traffic or lanes that traffic is expected to cross in a lane change situation greater than 1½". Place warning signs ((MUTCD W8-9, W8-9A, or W8-11) in advance of and at 1500 feet intervals throughout the drop-off area. Dual post the signs on both sides of the traveled way. Wedge transverse transitions between that traffic may cross with asphalt mixture for leveling and wedging or DGA.

Treat pavement edges that traffic is not expected to cross, except accidentally, as follows:

Less than 2" - No protection required.

2" to 4" - Place plastic drums, vertical panels, or barricades every 50 feet. The Engineer will allow cones to be used in lieu of plastic drums, panels, and barricades during daylight working hours only. Wedge drop-offs within 10 feet of traffic with DGA or asphalt mixture for leveling and wedging as directed or approved by the Engineer with a 1:1 or flatter slope in daylight working hours, or 3:1 or flatter slope during nighttime hours or when work is not active in the drop-off area.

Traffic Control Plan for Slide Correction
Page 3 of 3

Greater than 4" – Protect drop-offs greater than 4 inches within 10 feet of traffic by placing drums, vertical panels, or barricades every 25 feet. The Engineer will not allow the use of cones in lieu of drums, vertical panels, or barricades for drop-offs greater than 4". Place Type III Barricades directly in front of the drop-off facing on coming traffic in both directions of travel. Provide warning signs as shown on the Standard Drawings or as directed by the Engineer.

Bicyclists and Pedestrians – Protect bicyclists and pedestrians as directed by the Engineer.

SPECIAL NOTE FOR EROSION CONTROL

I. DESCRIPTION

Perform all erosion and water pollution control work in accordance with the Department's Standard and Interim Supplemental Specifications, Special Provisions and Special Notes, and Standard and Sepia Drawings, current editions, and as directed by the Engineer. Section references are to the Standard Specifications. This work shall consist of:

(1) Developing and preparing a Best Management Practices Plan (BMP) tailored to suit the specific construction phasing for each site within the project; (2) Preparing the project site for construction, including locating, furnishing, installing, and maintaining temporary and/or permanent erosion and water pollution control measures as required by the BMP prior to beginning any earth disturbing activity on the project site; (3) Clearing and grubbing and removal of all obstructions as required for construction; (4) Removing all erosion control devices when no longer needed; (5) Restoring all disturbed areas as nearly as possible to their original condition; (6) Preparing seedbeds and permanently seeding all disturbed areas; (7) Providing a Kentucky Erosion Prevention and Sediment Control Program (KEPSC-RI) qualified inspector; and (8) Performing any other work to prevent erosion and/or water pollution as specified by this contract, required by the BMP, or as directed by the Engineer.

II. MATERIALS

Furnish materials in accordance with these notes, the Standard Specifications and Interim Supplemental Specifications, and applicable Special Provisions and Special Notes, and Standard and Sepia Drawings, current editions. Provide for all materials to be sampled and tested in accordance with the Department's Sampling Manual. Unless directed otherwise by the Engineer, make the materials available for sampling a sufficient time in advance of the use of the materials to allow for the necessary time for testing.

III. CONSTRUCTION

Be advised, these Erosion Control Plan Notes do not constitute a BMP plan for the project. Jointly with the Engineer, prepare a site specific BMP plan for each drainage area within the project in accordance with Section 213. Provide a unique BMP at each project site using good engineering practices taking into account existing site conditions, the type of work to be performed, and the construction phasing, methods and techniques to be utilized to complete the work. Be responsible for all erosion prevention, sediment control, and water pollution prevention measures required by the BMP for each site. Represent and warrant compliance with the Clean Water Act (33 USC Section 1251 et seq.), the 404 Permit, the 401 Water Quality Certification, and applicable state and

Erosion Control

Page 2 of 4

local government agency laws, regulations, rules, specifications, and permits. Contrary to Section 105.05, in case of discrepancy between these notes, the Standard Specifications, Interim Supplemental Specifications, Special and Special Notes, Standard and Sepia Drawings, and such state and local government agency requirements, adhere to the most restrictive requirement.

Conduct operations in such a manner as to minimize the amount of disturbed ground during each phase of the construction and limit the haul roads to the minimum required to perform the work. Preserve existing vegetation not required to be removed by the work or the contract. Seed and/or mulch disturbed areas at the earliest opportunity. Use silt fence, silt traps, temporary ditches, brush barriers, erosion control blankets, sodding, channel lining, and other erosion control measures in a timely manner as required by the BMP and as directed or approved by the Engineer. Prevent sediment laden water from leaving the project, entering an existing drainage structure, or entering a stream.

Provide for erosion control measures to be in place and functioning prior to any earth disturbance within a drainage area. Compute the volume and size of silt control devices necessary to control sediment during each phase of construction. Remove sediment from silt traps before they become a maximum of $\frac{1}{2}$ full. Maintain silt fence by removing accumulated trappings and/or replacing the geotextile fabric when it becomes clogged, damaged, or deteriorated, or when directed by the Engineer. Properly dispose of all materials trapped by erosion control devices at approved sites off the right of way obtained by the Contractor at no additional cost to the Department (See Special Note for Waste and Borrow).

As work progresses, add or remove erosion control measures as required by the BMP applicable to the Contractor's project phasing and construction methods and techniques. Update the volume calculations and modify the BMP as necessary throughout the duration of the project. Ensure that an updated BMP is kept on site and available for public inspection throughout the life of the project.

After all construction is complete, restore all disturbed areas in accordance with Section 212. Completely remove all temporary erosion control devices not required as part of the permanent erosion control from the construction site. Prior to removal, obtain the Engineer's concurrence of items to be removed. Grade the remaining exposed earth (both on and off the Right of-Way) as nearly as possible to its original condition, or as directed by the Engineer. Prepare the seed bed areas and sow all exposed earthen areas with the applicable seed mixture(s) according to Section 212.03.03.

Erosion Control
Page 3 of 4

IV. MEASUREMENT

Erosion Control Blanket. If required by the BMP, the Department will measure Erosion Control Blanket according to Section 212.04.07.

Sodding. If required by the BMP, the Department will measure Sodding according to Section 212.04.08.

Channel Lining. If required by the BMP, the Department will measure Channel Lining according to Sections 703.04.04-703.04.07.

Erosion Control. Contrary to Sections 212.04, 213.04, and 703.04 other than Erosion Control Blankets, Sodding, and Channel Lining, the Department will measure Erosion Control as one lump sum. The Department will not measure developing, updating, and maintaining a BMP plan for each site; providing a KEPSC-RI qualified inspector; locating, furnishing, installing, inspecting, maintaining, and removing erosion and water pollution control items; Roadway Excavation, Borrow Excavation, Embankment In Place, Topsoil Furnished and Placed, and Spreading Stockpiled Topsoil; Topdressing Fertilizer, Temporary and Permanent Seeding and Protection, Special Seeding Crown Vetch, and Temporary Mulch; Sedimentation Basin and Clean Sedimentation Basin, Silt Trap Type "A" and Clean Silt Trap Type "A"; Silt Trap Type "B" and Clean Silt Trap Type "B"; Silt Trap Type "C" and Clean Silt Trap Type "C"; Temporary Silt Fence and Clean Temporary Silt Fence; Plants, Vines, Shrubs, and Trees; Gabion and Dumped Stone Deflectors and Riffle Structures; Boulders; Temporary Ditches and clean Temporary Ditches; Geotextile Fabric, and all other erosion and water pollution control items required by the BMP or the Engineer, but shall be incidental to Erosion Control.

V. BASIS OF PAYMENT

Erosion Control Blanket. If not listed as a bid item, but required by the BMP, the Department will pay for Erosion Control Blankets as Extra Work according to Sections 104.03 and 109.04.

Sodding. If not listed as a bid item, but required by the BMP, the Department will pay for Sodding as Extra Work according to Sections 104.03 and 109.04.

Channel Lining. If not listed as a bid item, but required by the BMP, the Department will pay for Channel Lining as Extra Work according to Sections 104.03 and 109.04.

Erosion Control. Contrary to Sections 212.05 and 213.05, other than Erosion Control Blanket, Sodding, and Channel Lining, payment at the Contract lump sum price for Erosion Control, shall be full compensation for all materials, equipment, labor and incidentals necessary to complete the erosion and water pollution control work as specified in these notes, Sections 212 and 213, the Supplemental Specifications, applicable Special Provisions and Special Notes, and Standard and Sepia Drawings, including but not limited to developing, updating, and maintaining a BMP plan for each site; providing a KEPSC-RI qualified inspector; locating, furnishing, installing, inspecting,

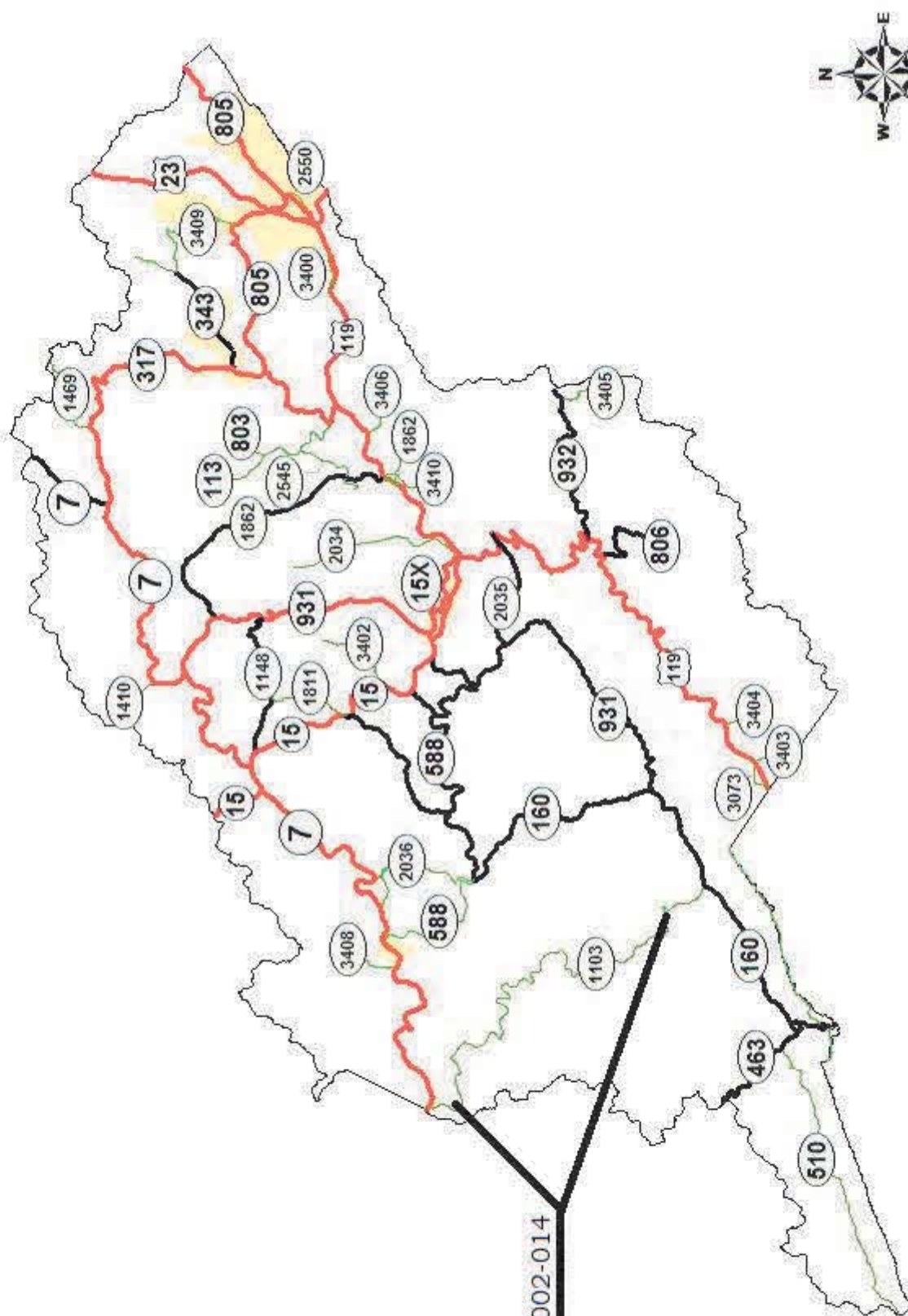
Erosion Control

Page 4 of 4

maintaining, and removing erosion and water pollution control items; Roadway Excavation, Borrow Excavation, Embankment In Place, Topsoil Furnished and Placed, and Spreading Stockpiled Topsoil; Topdressing Fertilizer, Temporary and Permanent Seeding and Protection, Special Seeding Crown Vetch, and Temporary Mulch; Sedimentation Basin and Clean Sedimentation Basin, Silt Trap Type "A" and Clean Silt Trap Type "A"; Silt Trap Type "B" and Clean Silt Trap Type "B"; Silt Trap Type "C" and Clean Silt Trap Type "C"; Temporary Silt Fence and Clean Temporary Silt Fence; Plants, Vines, Shrubs, and Trees; Gabion and Dumped Stone Deflectors and Riffle Structures; Boulders; Temporary Ditches and clean Temporary Ditches; Geotextile Fabric and all other erosion and water pollution control items required by the BMP or the Engineer.

1-561 Erosion Control Note for Maintenance Projects
02/20/2017

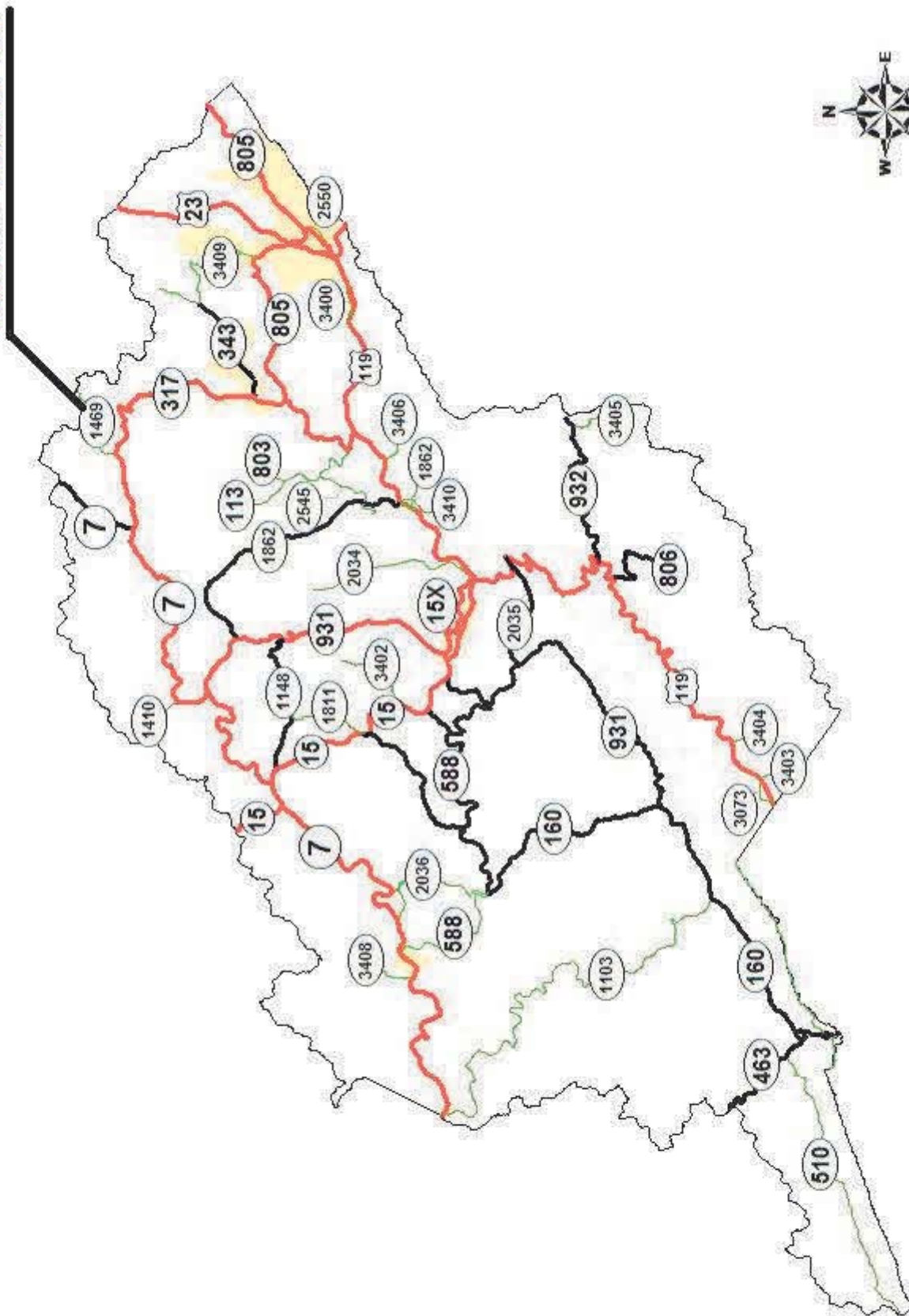
DEPARTMENT OF HIGHWAYS
MAP OF
LETCHER COUNTY



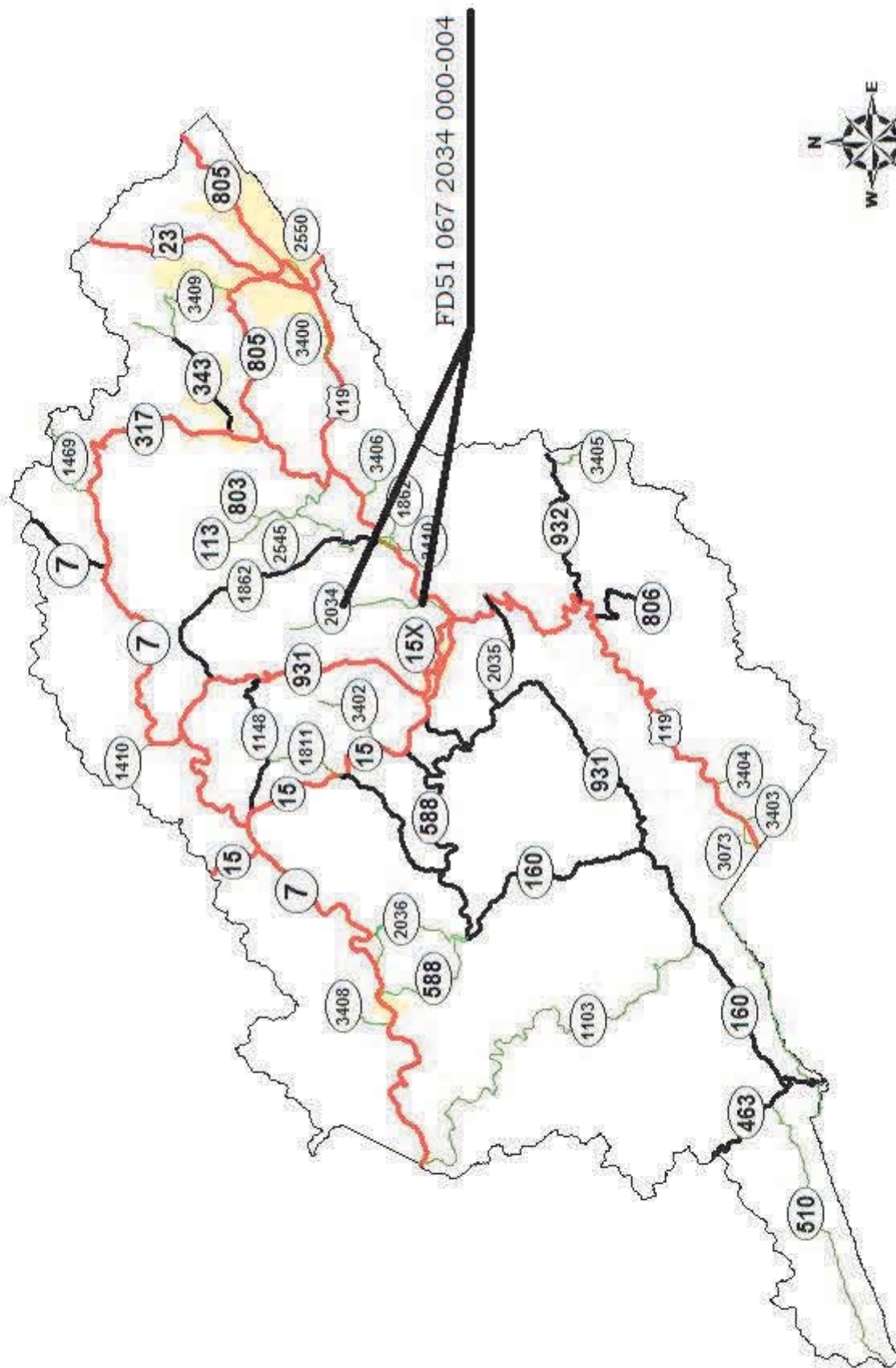
FD51 067 1103 002-014

DEPARTMENT OF HIGHWAYS
MAP OF
LETCHER COUNTY

FD51 067 1469 000-003



DEPARTMENT OF HIGHWAYS
MAP OF
LETCHER COUNTY



MATERIAL SUMMARY

CONTRACT ID: 212270

067GR21P075-FD51

MP06711032101

LINE FORK ROAD (KY 1103) FROM 0.525 MILES NORTH OF BROWNING DRIVE EXTENDING NORTH TO 0.272 MILES NORTH OF GRIFFITH DRIVE FLOOD REPAIR FOR FEMA, A DISTANCE OF 9.04 MILES.

| Project Line No | Bid Code | DESCRIPTION | Quantity | Unit |
|-----------------|----------|---|----------|------|
| 0005 | 00001 | DGA BASE | 84.00 | TON |
| 0010 | 00462 | CULVERT PIPE-18 IN | 10.00 | LF |
| 0015 | 01987 | DELINEATOR FOR GUARDRAIL BI DIRECTIONAL WHITE | 17.00 | EACH |
| 0020 | 02014 | BARRICADE-TYPE III | 8.00 | EACH |
| 0025 | 02351 | GUARDRAIL-STEEL W BEAM-S FACE | 125.00 | LF |
| 0030 | 02371 | GUARDRAIL END TREATMENT TYPE 7 | 4.00 | EACH |
| 0035 | 02383 | REMOVE & RESET GUARDRAIL | 437.50 | LF |
| 0040 | 02396 | REMOVE GUARDRAIL END TREATMENT - TYPE 7 | 1.00 | EACH |
| 0045 | 02483 | CHANNEL LINING CLASS II | 660.00 | TON |
| 0050 | 02562 | TEMPORARY SIGNS | 600.00 | SQFT |
| 0055 | 02603 | FABRIC-GEOTEXTILE CLASS 2 | 820.00 | SQYD |
| 0060 | 02650 | MAINTAIN & CONTROL TRAFFIC - (KY 1103) | 1.00 | LS |
| 0065 | 03234 | RAILROAD RAILS-DRILLED | 2,309.00 | LF |
| 0070 | 03235 | EXCAVATION AND BACKFILL | 228.00 | CUYD |
| 0075 | 03236 | CRIBBING | 1,524.00 | SQFT |
| 0080 | 20257NC | SITE PREPARATION - KY 1103 SITE 2A & 2B | 1.00 | LS |
| 0085 | 20257NC | SITE PREPARATION - KY 1103 SITE 3 | 1.00 | LS |
| 0090 | 20257NC | SITE PREPARATION - KY 1103 SITE 4 | 1.00 | LS |
| 0095 | 20257NC | SITE PREPARATION - KY 1103 SITES 5 & 6 | 1.00 | LS |
| 0100 | 21415ND | EROSION CONTROL - KY 1103 SITE 3 | 1.00 | LS |
| 0105 | 21415ND | EROSION CONTROL - KY 1103 SITE 4 | 1.00 | LS |
| 0110 | 21415ND | EROSION CONTROL - KY 1103 SITE 5 & 6 | 1.00 | LS |
| 0115 | 21415ND | EROSION CONTROL - KY 1103 SITES 2A & 2B | 1.00 | LS |
| 0120 | 21554EN | EXCAVATION | 318.00 | CUYD |
| 0125 | 24096EC | REMOVE AND RESET END TREATMENT | 1.00 | EACH |
| 0130 | 02569 | DEMOBILIZATION | 1.00 | LS |

MATERIAL SUMMARY

CONTRACT ID: 212270

067GR21P075-FD51

MP06714692101

LONG FORK ROAD (KY 1469) FROM 728 FEET EAST OF KY 317 EXTENDING EAST TO 116 FEET WEST OF THE PIKE COUNTY LINE FLOOD REPAIR FOR FEMA, A DISTANCE OF 2.26 MILES.

| Project Line No | Bid Code | DESCRIPTION | Quantity | Unit |
|-----------------|----------|---|----------|------|
| 0135 | 00001 | DGA BASE | 112.00 | TON |
| 0140 | 01987 | DELINEATOR FOR GUARDRAIL BI DIRECTIONAL WHITE | 22.00 | EACH |
| 0145 | 02351 | GUARDRAIL-STEEL W BEAM-S FACE | 775.00 | LF |
| 0150 | 02371 | GUARDRAIL END TREATMENT TYPE 7 | 9.00 | EACH |
| 0155 | 02396 | REMOVE GUARDRAIL END TREATMENT - TYPE 7 | 1.00 | EACH |
| 0160 | 02562 | TEMPORARY SIGNS | 450.00 | SQFT |
| 0165 | 02603 | FABRIC-GEOTEXTILE CLASS 2 | 1,301.00 | SQYD |
| 0170 | 02650 | MAINTAIN & CONTROL TRAFFIC - (KY 1469) | 1.00 | LS |
| 0175 | 03234 | RAILROAD RAILS-DRILLED | 7,857.00 | LF |
| 0180 | 03235 | EXCAVATION AND BACKFILL | 701.00 | CUYD |
| 0185 | 03236 | CRIBBING | 4,723.00 | SQFT |
| 0190 | 20257NC | SITE PREPARATION - KY 1469 SITE 1 & 2 | 1.00 | LS |
| 0195 | 20257NC | SITE PREPARATION - KY 1469 SITE 3 | 1.00 | LS |
| 0200 | 20257NC | SITE PREPARATION - KY 1469 SITES 4 & 5 | 1.00 | LS |
| 0205 | 21415ND | EROSION CONTROL - KY 1469 SITE 3 | 1.00 | LS |
| 0210 | 21415ND | EROSION CONTROL - KY 1469 SITES 1 & 2 | 1.00 | LS |
| 0215 | 21415ND | EROSION CONTROL - KY 1469 SITES 4 & 5 | 1.00 | LS |
| 0220 | 02569 | DEMOBILIZATION | 1.00 | LS |

MATERIAL SUMMARY

CONTRACT ID: 212270

067GR21P075-FD51

MP06720342101

CRAFTS COLLEY ROAD (KY 2034) FROM 496 FEET NORTH OF KY 2034C EXTENDING NORTH TO 528 FEET SOUTH OF COMPANY BRANCH ROAD FLOOD REPAIR FOR FEMA, A DISTANCE OF 2.93 MILES.

| Project Line No | Bid Code | DESCRIPTION | Quantity | Unit |
|-----------------|----------|---|----------|------|
| 0225 | 00001 | DGA BASE | 136.00 | TON |
| 0230 | 01987 | DELINEATOR FOR GUARDRAIL BI DIRECTIONAL WHITE | 22.00 | EACH |
| 0235 | 02351 | GUARDRAIL-STEEL W BEAM-S FACE | 637.50 | LF |
| 0240 | 02371 | GUARDRAIL END TREATMENT TYPE 7 | 8.00 | EACH |
| 0245 | 02562 | TEMPORARY SIGNS | 750.00 | SQFT |
| 0250 | 02603 | FABRIC-GEOTEXTILE CLASS 2 | 1,605.00 | SQYD |
| 0255 | 02650 | MAINTAIN & CONTROL TRAFFIC - (KY 2034) | 1.00 | LS |
| 0260 | 03234 | RAILROAD RAILS-DRILLED | 9,477.00 | LF |
| 0265 | 03235 | EXCAVATION AND BACKFILL | 859.00 | CUYD |
| 0270 | 03236 | CRIBBING | 5,856.00 | SQFT |
| 0275 | 20257NC | SITE PREPARATION - KY 2034 SITE 1 & 2 | 1.00 | LS |
| 0280 | 20257NC | SITE PREPARATION - KY 2034 SITE 3 | 1.00 | LS |
| 0285 | 20257NC | SITE PREPARATION - KY 2034 SITE 4 | 1.00 | LS |
| 0290 | 20257NC | SITE PREPARATION - KY 2034 SITE 5 | 1.00 | LS |
| 0295 | 20257NC | SITE PREPARATION - KY 2034 SITE 6 | 1.00 | LS |
| 0300 | 21415ND | EROSION CONTROL - KY 2034 SITE 3 | 1.00 | LS |
| 0305 | 21415ND | EROSION CONTROL - KY 2034 SITE 4 | 1.00 | LS |
| 0310 | 21415ND | EROSION CONTROL - KY 2034 SITE 5 | 1.00 | LS |
| 0315 | 21415ND | EROSION CONTROL - KY 2034 SITE 6 | 1.00 | LS |
| 0320 | 21415ND | EROSION CONTROL - KY 2034 SITES 1 & 2 | 1.00 | LS |
| 0325 | 24096EC | REMOVE AND RESET END TREATMENT - TYPE 7 | 1.00 | EACH |
| 0330 | 02569 | DEMOBILIZATION | 1.00 | LS |

SITE SUMMARY KY 1103

| Site | Begin | End | Length | Cribbing Depth | Excavation Width | Depth to Rock | Number of Rows | Rail Spacing (FT) | Cribbing Amount (SQ FT) | Drilled RR RailsSteel (FT) | Excav. & Backfill (CU YD) | Geotextile Fabric Class 2 (SQ YD) | Excavation | DGA (Tons) | Channel Lining Class II |
|--------|--------|--------|--------|-------------------|---------------------|------------------|-------------------|-------------------------|-------------------------------|---|---------------------------------|---|------------|---------------|-------------------------------|
| 1 | 2.019 | | | | | | | | | Not Part of this Contract - Already Completed | | | | | |
| 2A | 4.912 | 4.920 | 42 | 8 | 4 | 27 | 1 | 3 | 336 | 608 | 50 | 93 | - | 8 | - |
| 2B | 4.943 | 4.953 | 48 | 10 | 4 | 27 | 1 | 3 | 480 | 689 | 72 | 128 | - | 10 | - |
| 3 | 5.833 | 5.837 | 24 | 10 | 4 | 27 | 1 | 3 | 240 | 365 | 36 | 64 | - | 5 | - |
| 4 | 6.449 | 6.453 | 18 | 10 | 4 | 27 | 1 | 3 | 180 | 284 | 27 | 48 | - | 4 | - |
| 5 | 13.758 | 13.762 | 24 | 12 | 4 | 27 | 1 | 3 | 288 | 365 | 43 | 75 | - | 5 | - |
| 6 | 13.950 | 14.000 | 265 | - | 4 | - | - | - | - | - | - | 412 | 318 | 53 | 660 |
| TOTALS | | | | | | | | | | | 228 | 820 | 318 | 84 | 660 |

Site 5 - Extend 18 inch Culvert
Site 6- Shoulder Repairs ~ 10 Depth

SITE SUMMARY KY 1469

| Site | Begin | End | Length | Cribbing Depth | Excavation Width | Depth to Rock | Number of Rows | Rail Spacing (FT) | Cribbing Amount (SQ FT) | Drilled RR RailsSteel (FT) | Excav. & Backfill (CU YD) | Geotextile Fabric Class 2 (SQ YD) | DGA (Tons) |
|--------|-------|-------|--------|-------------------|---------------------|------------------|-------------------|-------------------------|-------------------------------|----------------------------------|---------------------------------|---|---------------|
| 1 | 0.138 | 0.148 | 57 | 5 | 4 | 27 | 1 | 3 | 285 | 810 | 43 | 89 | 11 |
| 2 | 0.307 | 0.317 | 54 | 6 | 4 | 27 | 1 | 3 | 324 | 769.5 | 48 | 96 | 11 |
| 3 | 1.271 | 1.296 | 132 | 10 | 4 | 27 | 1 | 3 | 1320 | 1822.5 | 196 | 352 | 26 |
| 4 | 2.250 | 2.290 | 214 | 7 | 4 | 27 | 1 | 3 | 1498 | 2956.5 | 222 | 428 | 42 |
| 5 | 2.374 | 2.394 | 108 | 12 | 4 | 27 | 1 | 3 | 1296 | 1498.5 | 192 | 336 | 21 |
| TOTALS | | | | | | | | | | 7,857 | 701 | 1,301 | 112 |

SITE SUMMARY KY 2034

| Site | Begin | End | Length | Cribbing Depth | Excavation Width | Depth to Rock | Number of Rows | Rail Spacing (FT) | Cribbing Amount (SQ FT) | Drilled RR RailsSteel (FT) | Excav. & Backfill (CU YD) | Geotextile Fabric Class 2 (SQ YD) | DGA (Tons) |
|--------|-------|-------|--------|-------------------|---------------------|------------------|-------------------|-------------------------|-------------------------------|----------------------------------|---------------------------------|---|---------------|
| 1 | 0.924 | 0.946 | 120 | 10 | 4 | 27 | 1 | 3 | 1200 | 1660.5 | 178 | 320 | 24 |
| 2 | 1.111 | 1.167 | 300 | 8 | 4 | 27 | 1 | 3 | 2400 | 4090.5 | 356 | 667 | 60 |
| 3 | 2.030 | 2.052 | 114 | 10 | 4 | 27 | 1 | 3 | 1140 | 1579.5 | 169 | 304 | 23 |
| 4 | 2.590 | 2.600 | 54 | 10 | 4 | 27 | 1 | 3 | 540 | 769.5 | 80 | 144 | 11 |
| 5 | 3.230 | 3.242 | 66 | 6 | 4 | 27 | 1 | 3 | 396 | 931.5 | 59 | 117 | 13 |
| 6 | 3.845 | 3.851 | 30 | 6 | 4 | 27 | 1 | 3 | 180 | 445.5 | 27 | 53 | 6 |
| TOTALS | | | | | | | | | | 9,477 | 869 | 1,605 | 136 |

GUARDRAIL SUMMARY - KY 1103

| NEW GUARDRAIL | | | | | | | REMOVE & RESET GUARDRAIL | | | | |
|---------------|------------|-----------------|---------------|-----------------|----------|-------------------------------|--------------------------|-----------------|---------------|----------|---------------------------------|
| LANE | END TREAT. | BEGIN MILEPOINT | END MILEPOINT | END TREAT. | LIN FEET | REMARKS | LANE | BEGIN MILEPOINT | END MILEPOINT | LIN FEET | REMARKS |
| | | | | | | | | | | | |
| Non Cardinal | Type 7 | 4.910 | 4.922 | Tie to Existing | 75.0 | | Non Cardinal | 4.922 | | | Remove End Treat Type 7 |
| | | | | | | | Non Cardinal | 4.942 | 4.954 | 75.0 | |
| Non Cardinal | Type 7 | 5.833 | 5.837 | Tie to Existing | 25.0 | Salvaged End Treatment Type 7 | Non Cardinal | 5.837 | | | Remove & Reset End Treat Type 7 |
| | | | | | | | Non Cardinal | 6.446 | 6.456 | 62.5 | |
| Non Cardinal | Type 7 | 13.758 | 13.762 | Type 7 | 25.0 | | | | | | |
| | | | | | | | Nn Cardinal | 13.922 | 13.978 | 300.0 | |
| | | | | | | | | | | | |

Totals = 125.0

Totals = 437.5

| | |
|---------------------|---|
| Type 1 | 0 |
| Type 2A | 0 |
| Type 3 | 0 |
| Type 4 | 0 |
| Type 7 | 4 |
| Terminal Sect No. 1 | 0 |

GUARDRAIL SUMMARY - KY 1469

| NEW GUARDRAIL | | | | | | | REMOVE GUARDRAIL | | | | |
|---------------|------------|-----------------|---------------|-----------------|----------|---------|------------------|-----------------|---------------|----------|-------------------------|
| LANE | END TREAT. | BEGIN MILEPOINT | END MILEPOINT | END TREAT. | LIN FEET | REMARKS | LANE | BEGIN MILEPOINT | END MILEPOINT | LIN FEET | REMARKS |
| | | | | | | | | | | | |
| Cardinal | Type 7 | 0.138 | 0.148 | Type 7 | 62.5 | | | | | | |
| Cardinal | Type 7 | 0.307 | 0.317 | Type 7 | 62.5 | | | | | | |
| Cardinal | Type 7 | 1.268 | 1.319 | Tie to Existing | 275.0 | | Cardinal | 1.319 | | | Remove End Treat Type 7 |
| Cardinal | Type 7 | 2.247 | 2.293 | Type 7 | 250.0 | | | | | | |
| Cardinal | Type 7 | 2.373 | 2.395 | Type 7 | 125.0 | | | | | | |
| | | | | | | | | | | | |
| | | | | | | | | | | | |

Totals = 775.0

Totals = 0.0

| | |
|---------------------|---|
| Type 1 | 0 |
| Type 2A | 0 |
| Type 3 | 0 |
| Type 4 | 0 |
| Type 7 | 9 |
| Terminal Sect No. 1 | 0 |

GUARDRAIL SUMMARY - KY 2034

| NEW GUARDRAIL | | | | | | | REMOVE & RESET GUARDRAIL | | | | |
|---------------|----------------------|-----------------|---------------|------------|----------|---------|--------------------------|-----------------|---------------|----------|---------------------------------|
| LANE | END TREAT. | BEGIN MILEPOINT | END MILEPOINT | END TREAT. | LIN FEET | REMARKS | LANE | BEGIN MILEPOINT | END MILEPOINT | LIN FEET | REMARKS |
| | | | | | | | | | | | |
| Non Cardinal | Type 7 | 0.924 | 0.946 | Type 7 | 125.0 | | | | | | |
| Non Cardinal | Type 7 | 1.111 | 1.167 | Type 7 | 300.0 | | | | | | |
| | | | | | | | Non Cardinal | 2.026 | 2.056 | 162.5 | |
| Cardinal | Salvaged Type 7 | 2.590 | 2.606 | Type 7 | 87.5 | | Cardinal | 2.590 | | | Remove & Reset End Treat Type 7 |
| Cardinal | Type 7 | 3.230 | 3.242 | Type 7 | 75.0 | | | | | | |
| Non Cardinal | Terminal Sect. No. 1 | 3.843 | 3.851 | Type 7 | 50.0 | | | | | | |
| | | | | | | | | | | | |

Totals = 162.5

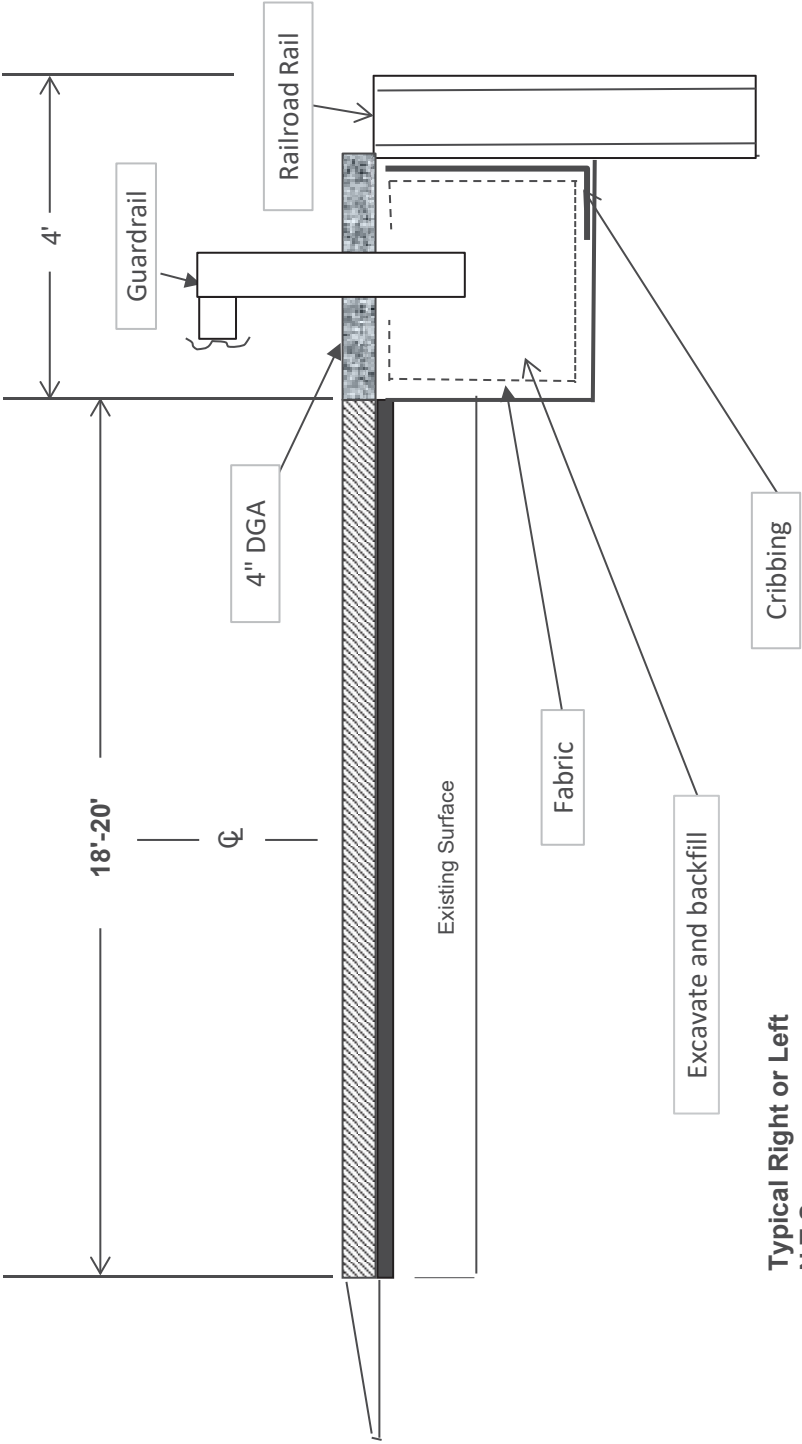
Totals = 637.5

| | |
|---------------------|---|
| Type 1 | 0 |
| Type 2A | 0 |
| Type 3 | 0 |
| Type 4 | 0 |
| Type 7 | 8 |
| Terminal Sect No. 1 | 1 |

TYPICAL SECTION

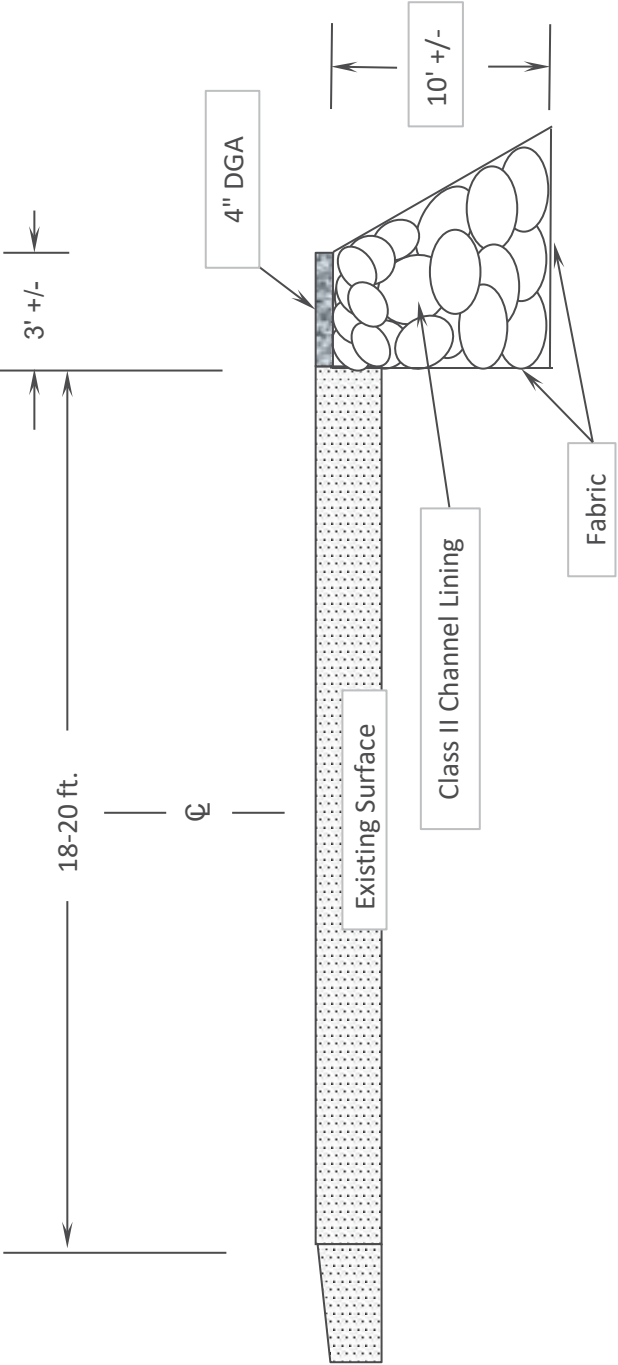
KY 1103

SITES 1-5



Typical Right or Left
N.T.S..

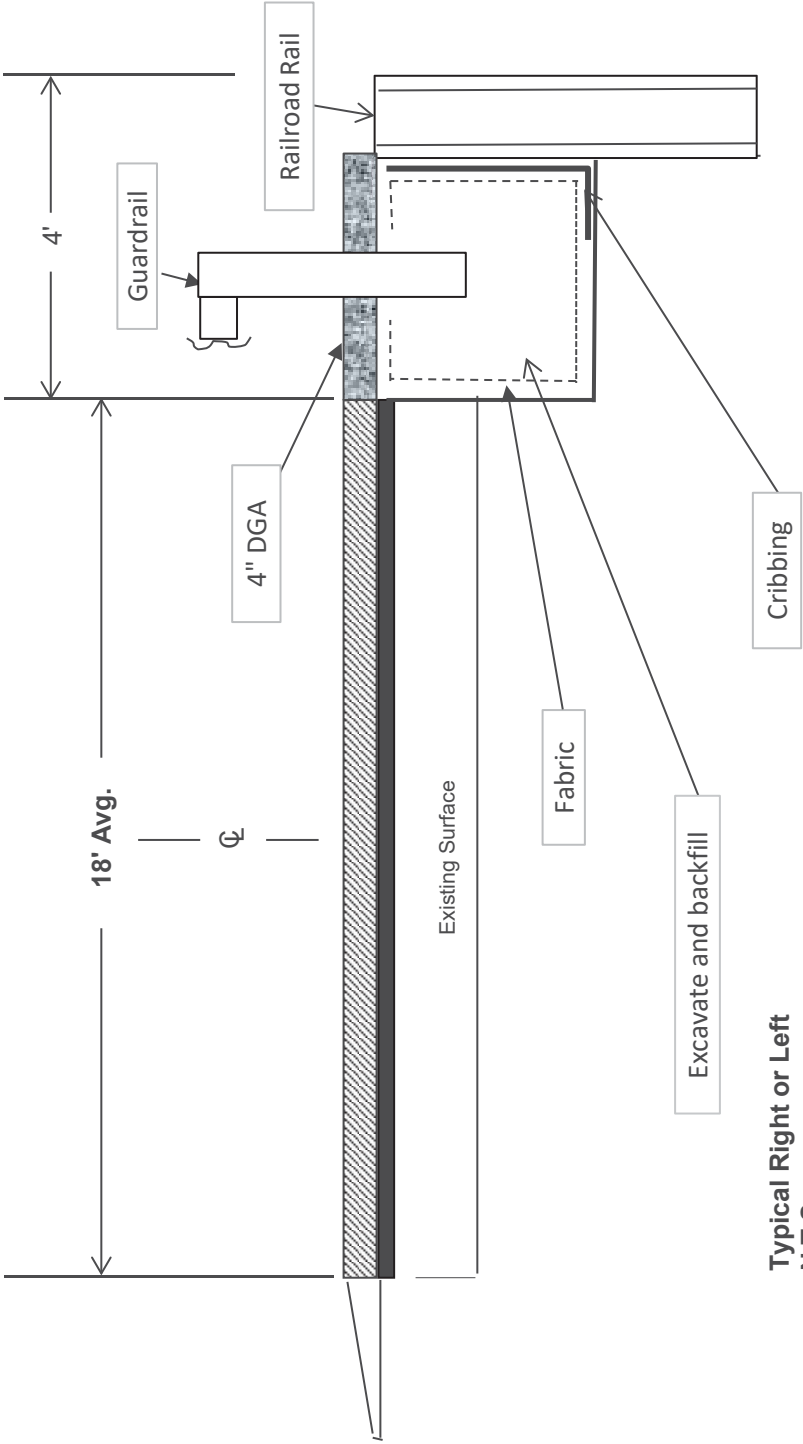
TYPICAL SECTION
KY 1103
SITE 6



TYPICAL SECTION

KY 1469

SITES 1-5

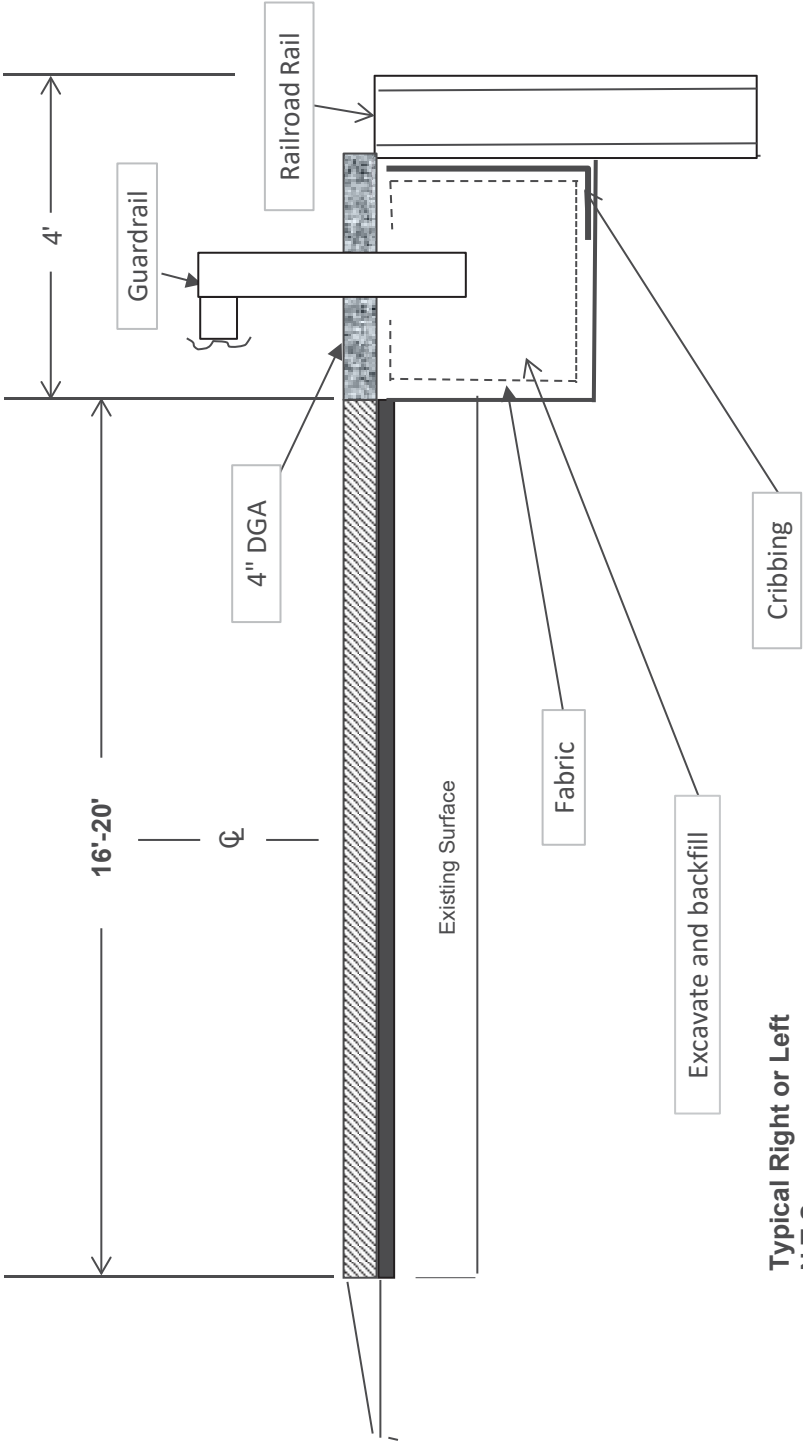


Typical Right or Left
N.T.S..


TYPICAL SECTION

KY 2034

SITES 1-6



Typical Right or Left
N.T.S.



TYPICAL SECTION DEPICTING INSTALLATION OF
RECYCLED RAILROAD RAIL PLACED IN DRILLED
SOCKET FOR LANDSLIDE CORRECTION

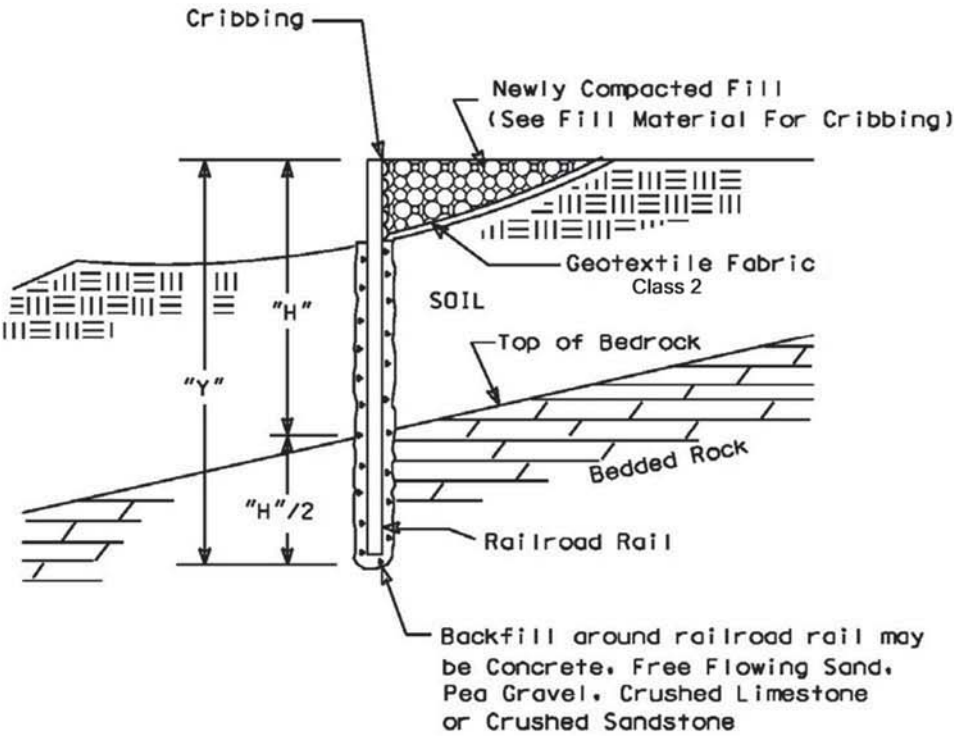
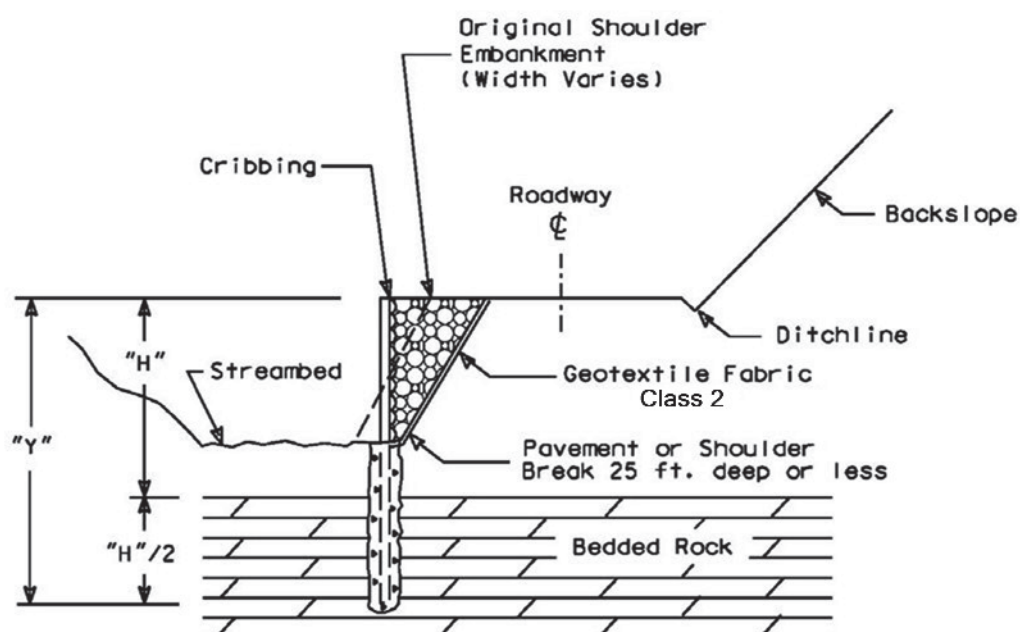


Figure 1

TYPICAL CROSS SECTION OF ROADWAY REPAIRS UTILIZING RECYCLED RAILROAD RAILS IN DRILLED SOCKETS FOR EMBANKMENT EROSION CORRECTION

NOTE:
Spacing from edge to
edge of drilled
socket : 3 ft. max.



NOTE :
"H"/2 Depth of Rail into bedded rock =
1/3 total length where rock is present.

Figure 2

ALTERNATE SCHEMES FOR INSTALLING RAILROAD RAILS
IN DRILLED SOCKETS

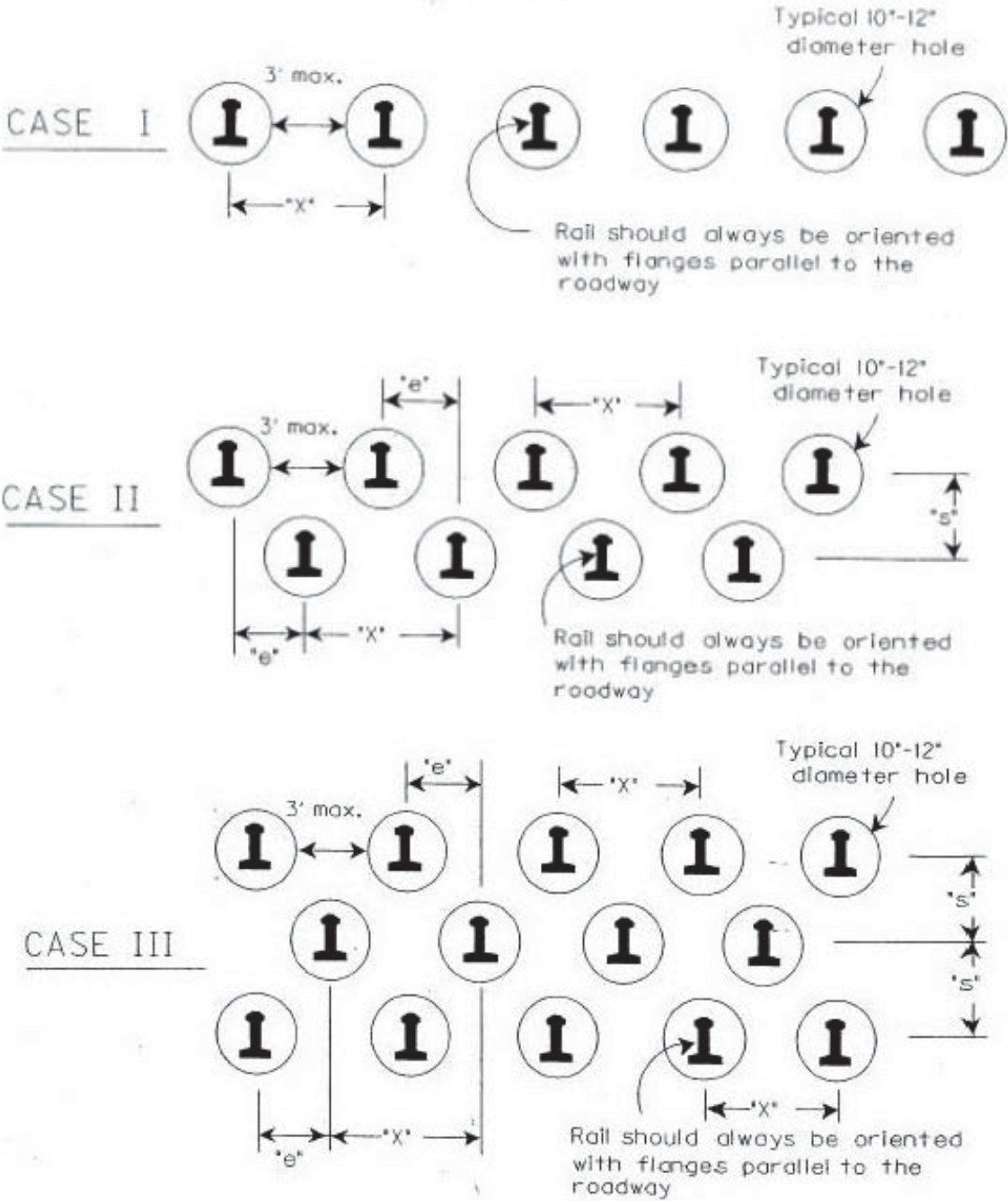


FIGURE 3

DESIGN CHART FOR 130LBS/YD TO 133 LBS/YD RECYCLED (USED) RAILROAD RAILS
FACTOR OF SAFETY = 1

| Soil Depth to Bedded Rock "H" (Feet) | Minimum Embedment into Bedded Rock "H/2" (Feet) | Total Length of Installed Railroad Rail "Y" (Feet) | Required Number of Rows | Maximum Spacing Between Rails "X" (Max. 48") (Inches) | Effective Spacing Between Rows of Rails "e" (Inches) |
|--------------------------------------|---|--|-------------------------|---|--|
| 8 | 4 | 12 | 1 | 48 | N/A |
| 9 | 4.5 | 13.5 | 1 | 48 | N/A |
| 10 | 5 | 15 | 1 | 48 | N/A |
| 11 | 5.5 | 16.5 | 1 | 48 | N/A |
| 12 | 6 | 18 | 1 | 48 | N/A |
| 13 | 6.5 | 19.5 | 1 | 48 | N/A |
| 14 | 7 | 21 | 1 | 32 | N/A |
| 15 | 7.5 | 22.5 | 2 | 48 | 24 |
| 16 | 8 | 24 | 2 | 44 | 22 |
| 17 | 8.5 | 25.5 | 2 | 36 | 18 |
| 18 | 9 | 27 | 2 | 28 | 14 |
| 19 | 9.5 | 28.5 | 2 | 24 | 12 |
| 20 | 10 | 30 | 3 | 33 | 11 |
| 21 | 10.5 | 31.5 | 3 | 28.5 | 9.5 |
| >21 | N/A | N/A | N/A | N/A | N/A |

- NOTES:
- 1. REFER TO FIGURES 1, 2, & 3 FOR DIMENSIONS SHOWN
 - 2. FOR SOIL DEPTHS "H" GREATER THAN 21 FEET CONTACT THE ENGINEER.

TABLE I

IDENTIFICATION OF RAILROAD RAIL SIZES

- 1. Typically classified in units of lbs-per-yard.
Examples :
155 lbs/yd, 140 lbs/yd, 132 lbs/yd, 90 lbs/yd
- 2. Each rail has a classification stamped in web:
Example :
112 25 RE OH ILLINOIS USA 1935 IIIII
↑
Weight in lbs/yd

Contract Id: _____ Contractor: _____

Section Engineer: _____ District & County: _____

| DESCRIPTION | UNIT | QTY LEAVING PROJECT | QTY RECEIVED@BB YARD |
|---|----------|---------------------|----------------------|
| GUARDRAIL (Includes End treatments & crash cushions) | LF | _____ | _____ |
| STEEL POSTS | EACH | _____ | _____ |
| STEEL BLOCKS | EACH | _____ | _____ |
| WOOD OFFSET BLOCKS | EACH | _____ | _____ |
| BACK UP PLATES | EACH | _____ | _____ |
| CRASH CUSHION | EACH | _____ | _____ |
| NUTS, BOLTS, WASHERS | BAG/BCKT | _____ | _____ |
| DAMAGED RAIL TO MAINT. FACILITY | LF | _____ | _____ |
| DAMAGED POSTS TO MAINT. FACILITY | EACH | _____ | _____ |

***Required Signatures before Leaving Project Site**

Printed Section Engineer’s Representative_____ & Date_____

Signature Section Engineer’s Representative_____ & Date_____

Printed Contractor’s Representative_____ & Date_____

Signature Contractor’s Representative_____ & Date_____

***Required Signatures after Arrival at Bailey Bridge Yard (All material on truck must be counted & the quantity received column completed before signatures)**

Printed Bailey Bridge Yard Representative_____ & Date_____

Signature Bailey Bridge Yard Representative_____ & Date_____

Printed Contractor’s Representative_____ & Date_____

Signature Contractor’s Representative_____ & Date_____

**Payment for the bid item remove guardrail will be based upon the quantities shown in the Bailey Bridge Yard received column. Payment will not be made for guardrail removal until the guardrail verification sheets are electronically submitted to the Section Engineer by the Bailey Bridge Yard Representative.

PART II

SPECIFICATIONS AND STANDARD DRAWINGS

SPECIFICATIONS REFERENCE

Any reference in the plans or proposal to previous editions of the *Standard Specifications for Road and Bridge Construction* and *Standard Drawings* are superseded by *Standard Specifications for Road and Bridge Construction, Edition of 2019* and *Standard Drawings, Edition of 2020*.

SUPPLEMENTAL SPECIFICATIONS

The contractor shall use the Supplemental Specifications that are effective at the time of letting.
The Supplemental Specifications can be found at the following link:

<http://transportation.ky.gov/Construction/Pages/Kentucky-Standard-Specifications.aspx>

APPLICABLE 2020 KENTUCKY STANDARD DRAWINGS

| | |
|--|-------------|
| TYPICAL GUARDRAIL INSTALLATIONS | RBI-001-12 |
| TYPICAL GUARDRAIL INSTALLATIONS | RBI-002-07 |
| STEEL BEAM GUARDRAIL ("W"-BEAM) | RBR-001-13 |
| GUARDRAIL COMPONENTS | RBR-005-11 |
| GUARDRAIL TERMINAL SECTIONS | RBR-010-06 |
| STEEL GUARDRAIL POSTS | RBR-015-06 |
| GUARDRAIL SYSTEM TRANSITION | RBR-018 |
| GUARDRAIL END TREATMENT TYPE 7 | RBR-050-08 |
| GUARDRAIL END TREATMENT TYPE 7 ALTERNATE ANCHOR | RBR-051-01 |
| DELINEATORS FOR GUARDRAIL | RBR-055-01 |
| CHANNEL LINING CLASS II AND III | RDD-040-05 |
| CULVERT AND STORM SEWR PIPE TYPES AND COVER HEIGHTS | RDI-002-005 |
| PIPE BEDDING FOR CULVERTS, ENTRANCE AND STORM SEWER PIPE | RDI-020-10 |
| PIPE BEDDING FOR CULVERTS, ENTRANCE AND STORM SEWER PIPE REINFORCED CONC. PIPE | RDI-021-01 |
| PIPE BEDDING TRENCH CONDITION | RDI-025-06 |
| PIPE BEDDING TRENCH CONDITION REINFORCED CONC. PIPE | RDI-026-01 |
| COATINGS, LININGS, AND PAVINGS FOR NON-STRUCTURAL PLATE PIPE | RDI-035-02 |
| TEMPORARY SILT FENCE | RDX-210-03 |
| TEMPORARY SILT FENCE WITH WOVEN WIRE FENCE FABRIC | RDX-215-01 |
| SILT TRAP-TYPE A | RDX-220-05 |
| SILT TRAP-TYPE B | RDX-225-01 |
| SILT TRAP-TYPE C | RDX-230-01 |
| CURVE WIDENING AND SUPERELEVATION TRANSITIONS | RGX-001-07 |
| MISCELLANEOUS STANDARDS | RGX-001-06 |
| ONE POINT PROCTER FAMILY OF CURVES | RGX-200-01 |
| APPROACHES, ENTRANCES, AND MAIL BOX TURNOUT | RPM-110-07 |
| LANE CLOSURE TWO-LANE HIGHWAY | TTC-100-05 |
| SHOULDER CLOSURE | TTC-135-03 |
| PAVEMENT CONDITION WARNING SIGNS | TTD-125-03 |

PART III

EMPLOYMENT, WAGE AND RECORD REQUIREMENTS

**TRANSPORTATION CABINET
DEPARTMENT OF HIGHWAYS**

**LABOR AND WAGE REQUIREMENTS
APPLICABLE TO OTHER THAN FEDERAL-AID SYSTEM PROJECTS**

- I. Application
- II. Nondiscrimination of Employees (KRS 344)

I. APPLICATION

1. These contract provisions shall apply to all work performed on the contract by the contractor with his own organization and with the assistance of workmen under his immediate superintendence and to all work performed on the contract by piecework, station work or by subcontract. The contractor's organization shall be construed to include only workmen employed and paid directly by the contractor and equipment owned or rented by him, with or without operators.

2. The contractor shall insert in each of his subcontracts all of the stipulations contained in these Required Provisions and such other stipulations as may be required.

3. A breach of any of the stipulations contained in these Required Provisions may be grounds for termination of the contract.

3. If the contractor is in control of apprenticeship or other training or retraining, including on-the-job training programs, he shall not discriminate against an individual because of his race, color, religion, national origin, sex, disability or age forty (40) and over, in admission to, or employment in any program established to provide apprenticeship or other training.

4. The contractor will send to each labor union or representative of workers with which he has a collective bargaining agreement or other contract or understanding, a notice to be provided advising the said labor union or workers' representative of the contractor's commitments under this section, and shall post copies of the notice in conspicuous places available to employees and applicants for employment. The contractor will take such action with respect to any subcontract or purchase order as the administering agency may direct as a means of enforcing such provisions, including sanctions for non-compliance.

Revised: January 25, 2017

II. NONDISCRIMINATION OF EMPLOYEES

**AN ACT OF THE KENTUCKY
GENERAL ASSEMBLY TO PREVENT
DISCRIMINATION IN EMPLOYMENT
KRS CHAPTER 344
EFFECTIVE JUNE 16, 1972**

The contract on this project, in accordance with KRS Chapter 344, provides that during the performance of this contract, the contractor agrees as follows:

1. The contractor shall not fail or refuse to hire, or shall not discharge any individual, or otherwise discriminate against an individual with respect to his compensation, terms, conditions, or privileges of employment, because of such individual's race, color, religion, national origin, sex, disability or age (forty and above); or limit, segregate, or classify his employees in any way which would deprive or tend to deprive an individual of employment opportunities or otherwise adversely affect his status as an employee, because of such individual's race, color, religion, national origin, sex, disability or age forty (40) and over. The contractor agrees to post in conspicuous places, available to employees and applicants for employment, notices to be provided setting forth the provisions of this nondiscrimination clause.

2. The contractor shall not print or publish or cause to be printed or published a notice or advertisement relating to employment by such an employer or membership in or any classification or referral for employment by the employment agency, indicating any preference, limitation, specification, or discrimination, based on race, color, religion, national origin, sex, or age forty (40) and over, or because the person is a qualified individual with a disability, except that such a notice or advertisement may indicate a preference, limitation, or specification based on religion, national origin, sex, or age forty (40) and over, or because the person is a qualified individual with a disability, when religion, national origin, sex, or age forty (40) and over, or because the person is a qualified individual with a disability, is a bona fide occupational qualification for employment.

EXECUTIVE BRANCH CODE OF ETHICS

In the 1992 regular legislative session, the General Assembly passed and Governor Brereton Jones signed Senate Bill 63 (codified as KRS 11A), the Executive Branch Code of Ethics, which states, in part:

KRS 11A.040 (7) provides:

No present or former public servant shall, within six (6) months following termination of his office or employment, accept employment, compensation, or other economic benefit from any person or business that contracts or does business with, or is regulated by, the state in matters in which he was directly involved during the last thirty-six (36) months of his tenure. This provision shall not prohibit an individual from returning to the same business, firm, occupation, or profession in which he was involved prior to taking office or beginning his term of employment, or for which he received, prior to his state employment, a professional degree or license, provided that, for a period of six (6) months, he personally refrains from working on any matter in which he was directly involved during the last thirty-six (36) months of his tenure in state government. This subsection shall not prohibit the performance of ministerial functions, including but not limited to filing tax returns, filing applications for permits or licenses, or filing incorporation papers, nor shall it prohibit the former officer or public servant from receiving public funds disbursed through entitlement programs.

KRS 11A.040 (9) states:

A former public servant shall not represent a person or business before a state agency in a matter in which the former public servant was directly involved during the last thirty-six (36) months of his tenure, for a period of one (1) year after the latter of:

- a) The date of leaving office or termination of employment; or
- b) The date the term of office expires to which the public servant was elected.

This law is intended to promote public confidence in the integrity of state government and to declare as public policy the idea that state employees should view their work as a public trust and not as a way to obtain private benefits.

If you have worked for the executive branch of state government within the past six months, you may be subject to the law's prohibitions. The law's applicability may be different if you hold elected office or are contemplating representation of another before a state agency.

Also, if you are affiliated with a firm which does business with the state and which employs former state executive-branch employees, you should be aware that the law may apply to them.

In case of doubt, the law permits you to request an advisory opinion from the Executive Branch Ethics Commission, 3 Fountain Place, Frankfort, Kentucky 40601; telephone (502) 564-7954.

Revised: January 27, 2017

Kentucky Equal Employment Opportunity Act of 1978

The requirements of the Kentucky Equal Employment Opportunity Act of 1978 (KRS 45.560-45.640) shall apply to this Contract. The apparent low Bidder will be required to submit EEO forms to the Division of Construction Procurement, which will then forward to the Finance and Administration Cabinet for review and approval. No award will become effective until all forms are submitted and EEO/CC has certified compliance. The required EEO forms are as follows:

- EEO-1: Employer Information Report
- Affidavit of Intent to Comply
- Employee Data Sheet
- Subcontractor Report

These forms are available on the Finance and Administration's web page under ***Vendor Information, Standard Attachments and General Terms*** at the following address:
<https://www.eProcurement.ky.gov>.

Bidders currently certified as being in compliance by the Finance and Administration Cabinet may submit a copy of their approval letter in lieu of the referenced EEO forms.

For questions or assistance please contact the Finance and Administration Cabinet by email at **finance.contractcompliance@ky.gov** or by phone at 502-564-2874.

EMPLOYEE RIGHTS UNDER THE FAIR LABOR STANDARDS ACT

THE UNITED STATES DEPARTMENT OF LABOR WAGE AND HOUR DIVISION

FEDERAL MINIMUM WAGE

\$7.25 PER HOUR

BEGINNING JULY 24, 2009

OVERTIME PAY

At least 1½ times your regular rate of pay for all hours worked over 40 in a workweek.

CHILD LABOR

An employee must be at least **16** years old to work in most non-farm jobs and at least **18** to work in non-farm jobs declared hazardous by the Secretary of Labor.

Youths **14** and **15** years old may work outside school hours in various non-manufacturing, non-mining, non-hazardous jobs under the following conditions:

No more than

- **3** hours on a school day or **18** hours in a school week;
- **8** hours on a non-school day or **40** hours in a non-school week.

Also, work may not begin before **7 a.m.** or end after **7 p.m.**, except from June 1 through Labor Day, when evening hours are extended to **9 p.m.** Different rules apply in agricultural employment.

TIP CREDIT

Employers of “tipped employees” must pay a cash wage of at least \$2.13 per hour if they claim a tip credit against their minimum wage obligation. If an employee’s tips combined with the employer’s cash wage of at least \$2.13 per hour do not equal the minimum hourly wage, the employer must make up the difference. Certain other conditions must also be met.

ENFORCEMENT

The Department of Labor may recover back wages either administratively or through court action, for the employees that have been underpaid in violation of the law. Violations may result in civil or criminal action.

Employers may be assessed civil money penalties of up to \$1,100 for each willful or repeated violation of the minimum wage or overtime pay provisions of the law and up to \$11,000 for each employee who is the subject of a violation of the Act’s child labor provisions. In addition, a civil money penalty of up to \$50,000 may be assessed for each child labor violation that causes the death or serious injury of any minor employee, and such assessments may be doubled, up to \$100,000, when the violations are determined to be willful or repeated. The law also prohibits discriminating against or discharging workers who file a complaint or participate in any proceeding under the Act.

ADDITIONAL INFORMATION

- Certain occupations and establishments are exempt from the minimum wage and/or overtime pay provisions.
- Special provisions apply to workers in American Samoa and the Commonwealth of the Northern Mariana Islands.
- Some state laws provide greater employee protections; employers must comply with both.
- The law requires employers to display this poster where employees can readily see it.
- Employees under 20 years of age may be paid \$4.25 per hour during their first 90 consecutive calendar days of employment with an employer.
- Certain full-time students, student learners, apprentices, and workers with disabilities may be paid less than the minimum wage under special certificates issued by the Department of Labor.

For additional information:



1-866-4-USWAGE

(1-866-487-9243)

TTY: 1-877-889-5627



WWW.WAGEHOUR.DOL.GOV

PART IV

INSURANCE

Refer to
Kentucky Standard Specifications for Road and Bridge Construction,
current edition

PART V

BID ITEMS

212270

PROPOSAL BID ITEMS

Report Date 6/25/21

Page 1 of 2

Section: 0001 - ROADWAY

| LINE | BID CODE | ALT | DESCRIPTION | QUANTITY | UNIT | UNIT PRIC | FP | AMOUNT |
|------|----------|-----|--|-----------|------|-----------|----|--------|
| 0010 | 00001 | | DGA BASE | 332.00 | TON | | \$ | |
| 0020 | 00462 | | CULVERT PIPE-18 IN | 10.00 | LF | | \$ | |
| 0030 | 01987 | | DELINEATOR FOR GUARDRAIL BI DIRECTIONAL WHITE | 61.00 | EACH | | \$ | |
| 0040 | 02014 | | BARRICADE-TYPE III | 8.00 | EACH | | \$ | |
| 0050 | 02351 | | GUARDRAIL-STEEL W BEAM-S FACE | 1,537.50 | LF | | \$ | |
| 0060 | 02371 | | GUARDRAIL END TREATMENT TYPE 7 | 21.00 | EACH | | \$ | |
| 0070 | 02383 | | REMOVE & RESET GUARDRAIL | 437.50 | LF | | \$ | |
| 0080 | 02396 | | REMOVE GUARDRAIL END TREATMENT TYPE 7 | 2.00 | EACH | | \$ | |
| 0090 | 02483 | | CHANNEL LINING CLASS II | 660.00 | TON | | \$ | |
| 0100 | 02562 | | TEMPORARY SIGNS | 1,800.00 | SQFT | | \$ | |
| 0110 | 02603 | | FABRIC-GEOTEXTILE CLASS 2 | 3,726.00 | SQYD | | \$ | |
| 0120 | 02650 | | MAINTAIN & CONTROL TRAFFIC (KY 1103) | 1.00 | LS | | \$ | |
| 0130 | 02650 | | MAINTAIN & CONTROL TRAFFIC (KY 1469) | 1.00 | LS | | \$ | |
| 0140 | 02650 | | MAINTAIN & CONTROL TRAFFIC (KY 2034) | 1.00 | LS | | \$ | |
| 0150 | 03234 | | RAILROAD RAILS-DRILLED | 19,643.00 | LF | | \$ | |
| 0160 | 03235 | | EXCAVATION AND BACKFILL | 1,788.00 | CUYD | | \$ | |
| 0170 | 03236 | | CRIBBING | 12,103.00 | SQFT | | \$ | |
| 0180 | 20257NC | | SITE PREPARATION KY 1103 SITE 2A & 2B | 1.00 | LS | | \$ | |
| 0190 | 20257NC | | SITE PREPARATION KY 1103 SITE 3 | 1.00 | LS | | \$ | |
| 0200 | 20257NC | | SITE PREPARATION KY 1103 SITE 4 | 1.00 | LS | | \$ | |
| 0210 | 20257NC | | SITE PREPARATION KY 1103 SITES 5 & 6 | 1.00 | LS | | \$ | |
| 0220 | 20257NC | | SITE PREPARATION KY 1469 SITE 1 & 2 | 1.00 | LS | | \$ | |
| 0230 | 20257NC | | SITE PREPARATION KY 1469 SITE 3 | 1.00 | LS | | \$ | |
| 0240 | 20257NC | | SITE PREPARATION KY 1469 SITES 4 & 5 | 1.00 | LS | | \$ | |
| 0250 | 20257NC | | SITE PREPARATION KY 2034 SITE 1 & 2 | 1.00 | LS | | \$ | |
| 0260 | 20257NC | | SITE PREPARATION KY 2034 SITE 3 | 1.00 | LS | | \$ | |
| 0270 | 20257NC | | SITE PREPARATION KY 2034 SITE 4 | 1.00 | LS | | \$ | |
| 0280 | 20257NC | | SITE PREPARATION KY 2034 SITE 5 | 1.00 | LS | | \$ | |
| 0290 | 20257NC | | SITE PREPARATION KY 2034 SITE 6 | 1.00 | LS | | \$ | |
| 0300 | 21415ND | | EROSION CONTROL KY 1103 SITE 3 | 1.00 | LS | | \$ | |
| 0310 | 21415ND | | EROSION CONTROL KY 1103 SITE 4 | 1.00 | LS | | \$ | |
| 0320 | 21415ND | | EROSION CONTROL KY 1103 SITE 5 & 6 | 1.00 | LS | | \$ | |

Report Date 6/25/21

| LINE | BID CODE | ALT | DESCRIPTION | QUANTITY | UNIT | UNIT PRIC | FP | AMOUNT |
|------|----------|-----|--|----------|------|-----------|----|--------|
| 0330 | 21415ND | | EROSION CONTROL KY 1103 SITES 2A & 2B | 1.00 | LS | | \$ | |
| 0340 | 21415ND | | EROSION CONTROL KY 1469 SITE 3 | 1.00 | LS | | \$ | |
| 0350 | 21415ND | | EROSION CONTROL KY 1469 SITES 1 & 2 | 1.00 | LS | | \$ | |
| 0360 | 21415ND | | EROSION CONTROL KY 1469 SITES 4 & 5 | 1.00 | LS | | \$ | |
| 0370 | 21415ND | | EROSION CONTROL KY 2034 SITE 3 | 1.00 | LS | | \$ | |
| 0380 | 21415ND | | EROSION CONTROL KY 2034 SITE 4 | 1.00 | LS | | \$ | |
| 0390 | 21415ND | | EROSION CONTROL KY 2034 SITE 5 | 1.00 | LS | | \$ | |
| 0400 | 21415ND | | EROSION CONTROL KY 2034 SITE 6 | 1.00 | LS | | \$ | |
| 0410 | 21415ND | | EROSION CONTROL KY 2034 SITES 1 & 2 | 1.00 | LS | | \$ | |
| 0420 | 21554EN | | EXCAVATION | 318.00 | CUYD | | \$ | |
| 0430 | 24096EC | | REMOVE AND RESET END TREATMENT | 1.00 | EACH | | \$ | |
| 0440 | 24096EC | | REMOVE AND RESET END TREATMENT TYPE 7 | 1.00 | EACH | | \$ | |

Section: 0002 - DEMOBILIZATION

| LINE | BID CODE | ALT | DESCRIPTION | QUANTITY | UNIT | UNIT PRIC | FP | AMOUNT |
|------|----------|-----|----------------|----------|------|-----------|----|--------|
| 0450 | 02569 | | DEMOBILIZATION | 1.00 | LS | | \$ | |