



**CALL NO. 344**

**CONTRACT ID. 122407**

**BELL COUNTY**

**FED/STATE PROJECT NUMBER FE01 007 025E 002-007**

**DESCRIPTION MIDDLESBORO-PINEVILLE ROAD (NORTHBOUND ONLY) (US 25E)**

**WORK TYPE MICROSURFACING**

**PRIMARY COMPLETION DATE 9/30/2012**

**LETTING DATE: April 20, 2012**

Sealed Bids will be received electronically through the Bid Express bidding service until 10:00 AM EASTERN DAYLIGHT TIME April 20, 2012. Bids will be publicly announced at 10:00 AM EASTERN DAYLIGHT TIME.

**REQUIRED BID PROPOSAL GUARANTY:** Not less than 5% of the total bid.

**TABLE OF CONTENTS**

<b>PART I</b>	<b>SCOPE OF WORK</b> <ul style="list-style-type: none"><li>• PROJECT(S), COMPLETION DATE(S), &amp; LIQUIDATED DAMAGES</li><li>• CONTRACT NOTES</li><li>• STATE CONTRACT NOTES</li><li>• NATIONAL HIGHWAY</li><li>• SURFACING AREAS</li><li>• SPECIAL NOTE(S) APPLICABLE TO PROJECT</li><li>• TYPICAL SECTION DIMENSIONS</li><li>• TRAFFIC CONTROL PLAN</li><li>• SKETCH MAP(S)</li><li>• TYPICAL SECTION(S)</li></ul>
<b>PART II</b>	<b>SPECIFICATIONS AND STANDARD DRAWINGS</b> <ul style="list-style-type: none"><li>• SPECIFICATIONS REFERENCE</li><li>• SUPPLEMENTAL SPECIFICATIONS</li><li>• STANDARD DRAWINGS THAT APPLY</li></ul>
<b>PART III</b>	<b>EMPLOYMENT, WAGE AND RECORD REQUIREMENTS</b> <ul style="list-style-type: none"><li>• LABOR AND WAGE REQUIREMENTS</li><li>• EXECUTIVE BRANCH CODE OF ETHICS</li><li>• KENTUCKY EQUAL EMPLOYMENT OPPORTUNITY ACT OF 1978</li><li>• PROJECT WAGE RATES</li></ul>
<b>PART IV</b>	<b>INSURANCE</b>
<b>PART V</b>	<b>BID ITEMS</b>

**PART I**  
**SCOPE OF WORK**

CONTRACT ID - 122407

ADMINISTRATIVE DISTRICT - 11

PROJECT(S) IDENTIFICATION AND DESCRIPTION:

COUNTY - BELL PCN - MP007025E1201  
FE01 007 025E 002-007  
MIDDLESBORO-PINEVILLE ROAD (NORTHBOUND ONLY) (US 25E) FROM HAPPY HOLLOW ROAD (MP 2.864)  
TO SOUTH END YELLOW CREEK BRIDGE (NORTHBOUND ONLY) (MP 6.200), A DISTANCE OF 3.34 MILES.  
MICROSURFACING.  
GEOGRAPHIC COORDINATES LATITUDE 36^38'24" LONGITUDE 83^42'14"  
AVERAGE DAILY TRAFFIC - 17252 AVERAGE MAINLINE WIDTH - 26.0 FEET

COMPLETION DATE(S):

COMPLETION DATE - September 30, 2012  
APPLIES TO ENTIRE CONTRACT

## **CONTRACT NOTES**

### **PROPOSAL ADDENDA**

All addenda to this proposal must be applied when calculating bid and certified in the bid packet submitted to the Kentucky Department of Highways. Failure to use the correct and most recent addenda may result in the bid being rejected.

### **BID SUBMITTAL**

Bidder must use the Department's Expedite Bidding Program available on the Internet web site of the Department of Highways, Division of Construction Procurement. ([www.transportation.ky.gov/contract](http://www.transportation.ky.gov/contract))

The Bidder must download the bid file located on the Bid Express website ([www.bidx.com](http://www.bidx.com)) to prepare a bid packet for submission to the Department. The bidder must submit electronically using Bid Express.

### **JOINT VENTURE BIDDING**

Joint venture bidding is permissible. All companies in the joint venture must be prequalified in one of the work types in the Qualifications for Bidders for the project. The bidders must get a vendor ID for the joint venture from the Division of Construction Procurement and register the joint venture as a bidder on the project. Also, the joint venture must obtain a digital ID from Bid Express to submit a bid. A joint bid bond of 5% may be submitted for both companies or each company may submit a separate bond of 5%.

### **UNDERGROUND FACILITY DAMAGE PROTECTION**

The contractor is advised that the Underground Facility Damage Protection Act of 1994, became law January 1, 1995. It is the contractor's responsibility to determine the impact of the act regarding this project, and take all steps necessary to be in compliance with the provision of the act.

### **REGISTRATION WITH THE SECRETARY OF STATE BY A FOREIGN ENTITY**

Pursuant to KRS 176.085(1)(b), an agency, department, office, or political subdivision of the Commonwealth of Kentucky shall not award a state contract to a person that is a foreign entity required by [KRS 14A.9-010](#) to obtain a certificate of authority to transact business in the Commonwealth ("certificate") from the Secretary of State under [KRS 14A.9-030](#) unless the person produces the certificate within fourteen (14) days of the bid or proposal opening. If the foreign entity is not required to obtain a certificate as provided in [KRS 14A.9-010](#), the foreign entity should identify the applicable exception. Foreign entity is defined within [KRS 14A.1-070](#).

**For all foreign entities required to obtain a certificate of authority to transact business in the Commonwealth, if a copy of the certificate is not received by the contracting agency within the time frame identified above, the foreign entity's solicitation response shall be deemed non-responsive or the awarded contract shall be cancelled.**

Businesses can register with the Secretary of State at <https://secure.kentucky.gov/sos/ftbr/welcome.aspx>.

### **SPECIAL NOTE FOR PROJECT QUESTIONS DURING ADVERTISEMENT**

Questions about projects during the advertisement should be submitted in writing to the Division of Construction Procurement. This may be done by fax (502) 564-7299 or email to [kytc.projectquestions@ky.gov](mailto:kytc.projectquestions@ky.gov). The Department will attempt to answer all submitted questions. The Department reserves the right not to answer if the question is not pertinent or does not aid in clarifying the project intent.

The deadline for posting answers will be 3:00 pm Eastern Daylight Time, the day preceding the Letting. Questions may be submitted until this deadline with the understanding that the later a question is submitted, the less likely an answer will be able to be provided.

The questions and answers will be posted for each Letting under the heading "Questions & Answers" on the Construction Procurement website ([www.transportation.ky.gov/contract](http://www.transportation.ky.gov/contract)). The answers provided shall be considered part of this Special Note and, in case of a discrepancy, will govern over all other bidding documents.

### **ACCESS TO RECORDS**

The contractor, as defined in KRS 45A.030 (9) agrees that the contracting agency, the Finance and Administration Cabinet, the Auditor of Public Accounts, and the Legislative Research Commission, or their duly authorized representatives, shall have access to any books, documents, papers, records, or other evidence, which are directly pertinent to this contract for the purpose of financial audit or program review. Records and other prequalification information confidentially disclosed as part of the bid process shall not be deemed as directly pertinent to the contract and shall be exempt from disclosure as provided in KRS 61.878(1)(c). The contractor also recognizes that any books, documents, papers, records, or other evidence, received during a financial audit or program review shall be subject to the Kentucky Open Records Act, KRS 61.870 to 61.884.

In the event of a dispute between the contractor and the contracting agency, Attorney General, or the Auditor of Public Accounts over documents that are eligible for

production and review, the Finance and Administration Cabinet shall review the dispute and issue a determination, in accordance with Secretary's Order 11-004. (See attachment)

10/18/2011



**Steven L. Beshear**  
Governor

Commonwealth of Kentucky  
Finance and Administration Cabinet  
**OFFICE OF THE SECRETARY**  
Room 383, Capitol Annex  
702 Capital Avenue  
Frankfort, KY 40601-3462  
(502) 564-4240  
Fax (502) 564-6785

**Lori H. Flanery**  
Secretary

## **SECRETARY'S ORDER 11-004**

### **FINANCE AND ADMINISTRATION CABINET**

#### **Vendor Document Disclosure**

**WHEREAS**, in order to promote accountability and transparency in governmental operations, the Finance and Administration Cabinet believes that a mechanism should be created which would provide for review and assistance to an Executive Branch agency if said agency cannot obtain access to documents that it deems necessary to conduct a review of the records of a private vendor that holds a contract to provide goods and/or services to the Commonwealth; and

**WHEREAS**, in order to promote accountability and transparency in governmental operations, the Finance and Administration Cabinet believes that a mechanism should be created which would provide for review and assistance to an Executive Branch agency if said agency cannot obtain access to documents that it deems necessary during the course of an audit, investigation or any other inquiry by an Executive Branch agency that involves the review of documents; and

**WHEREAS**, KRS 42.014 and KRS 12.270 authorizes the Secretary of the Finance and Administration Cabinet to establish the internal organization and assignment of functions which are not established by statute relating to the Finance and Administration Cabinet; further, KRS Chapter 45A.050 and 45A.230 authorizes the Secretary of the Finance and Administration Cabinet to procure, manage and control all supplies and services that are procured by the Commonwealth and to intervene in controversies among vendors and state agencies; and

**NOW, THEREFORE**, pursuant to the authority vested in me by KRS 42.014, KRS 12.270, KRS 45A.050, and 45A.230, I, Lori H. Flanery, Secretary of the Finance and Administration Cabinet, do hereby order and direct the following:

- I. Upon the request of an Executive Branch agency, the Finance and Administration Cabinet ("FAC") shall formally review any dispute arising where the agency has requested documents from a private vendor that holds a state contract and the vendor has refused access to said documents under a claim that said documents are not directly pertinent or relevant to the agency's inquiry upon which the document request was predicated.
- II. Upon the request of an Executive Branch agency, the FAC shall formally review any situation where the agency has requested documents that the agency deems necessary to



conduct audits, investigations or any other formal inquiry where a dispute has arisen as to what documents are necessary to conclude the inquiry.

- III. Upon receipt of a request by a state agency pursuant to Sections I & II, the FAC shall consider the request from the Executive Branch agency and the position of the vendor or party opposing the disclosure of the documents, applying any and all relevant law to the facts and circumstances of the matter in controversy. After FAC's review is complete, FAC shall issue a Determination which sets out FAC's position as to what documents and/or records, if any, should be disclosed to the requesting agency. The Determination shall be issued within 30 days of receipt of the request from the agency. This time period may be extended for good cause.
- IV. If the Determination concludes that documents are being wrongfully withheld by the private vendor or other party opposing the disclosure from the state agency, the private vendor shall immediately comply with the FAC's Determination. Should the private vendor or other party refuse to comply with FAC's Determination, then the FAC, in concert with the requesting agency, shall effectuate any and all options that it possesses to obtain the documents in question, including, but not limited to, jointly initiating an action in the appropriate court for relief.
- V. Any provisions of any prior Order that conflicts with the provisions of this Order shall be deemed null and void.

**SPECIAL NOTE FOR RECIPROCAL PREFERENCE**

**Reciprocal preference to be given by public agencies to resident bidders**

**By reference, KRS 45A.490 to 45A.494 are incorporated herein and in compliance regarding the bidders residency. Bidders who want to claim resident bidder status should complete the Affidavit for Claiming Resident Bidder Status along with their bid in the Expedite Bidding Program. Submittal of the Affidavit should be done along with the bid in Bid Express.**

03/01/2011

**NATIONAL HIGHWAY**

Be advised this project is on the NATIONAL HIGHWAY SYSTEM.

**SURFACING AREAS**

The Department estimates the mainline microsurfacing width to be 26 feet.

The Department estimates the total mainline area to be microsurfaced to be 50,885 square yards.

## **SPECIAL NOTES FOR CONSTRUCTION**

### **I. DESCRIPTION**

Perform all work shall in accordance with the Department's Current Standard Specifications, Supplemental Specifications, other applicable Special Provisions, and applicable Standard Drawings, except as hereafter specified. Article references are to the Standard Specifications. Furnish all materials, labor, equipment, and incidentals for the following work:

(1) Remove Raised Pavement Markers; (2) Overband Crack Seal; (3) Microsurface; (4) Maintain and Control Traffic; and (5) All other work specified as part of this contract.

### **II. MATERIALS**

The Department will sample and test all materials according to Department's Sampling Manual. Make the materials available for sampling a sufficient time in advance of the use of the materials to allow for the necessary time for testing, unless otherwise specified in these notes.

**A. Maintain and Control Traffic.** See Traffic Control Plan.

**B. Overband Crack Sealing.** See Special Note for Overband Crack Sealing.

**C. Microsurfacing.** See Special Note for Microsurfacing.

**D. Pavement Markings.** See Traffic Control Plan.

### **III. CONSTRUCTION METHODS**

**A. Maintain and Control Traffic.** See Traffic Control Plan.

**B. Site Preparation.** Be responsible for all site preparation. This item shall include, but is not limited to, removal of all obstructions or any other items; disposal of materials; sweeping and removal of debris; temporary and permanent erosion and pollution control; and any other incidentals. All site preparation shall be only as approved or directed by the Engineer. Other than the bid items listed, no direct payment will be made for site preparation, but shall be incidental to the other items of the work.

**C. Microsurfacing.** Prior to placing Microsurfacing remove Raised Pavement Markers and perform overband crack sealing. Construct Microsurfacing leveling

and surface courses as per the attached Special Note for Microsurfacing.

**F. Disposal of Waste.** Dispose of all removed concrete, asphalt materials, debris, excess excavation, and other waste off the right-of-way at approved sites obtained by the Contractor at no cost to the Department. The Engineer will not allow temporary openings in the right of way fence for direct access to waste sites off the right of way or for access to other public roads.

**G. Final Dressing, Clean Up, and Seeding and Protection.** After all work is completed, remove all waste and debris from the construction sites. Remove all temporary shoulder widening and restore disturbed median and shoulders. Perform Class A Final Dressing on all disturbed areas. Sow disturbed earthen areas with Seed Mixture No. I.

**H. Restoration.** Restore any roadway features disturbed by the work or the Contractor's operations in like kind materials and design as directed by the Engineer.

**I. Pavement Striping.** See Traffic Control Plan.

**J. On-Site Inspection.** Each Contractor submitting a bid for this work shall make a thorough inspection of the site prior to submitting his bid and shall thoroughly familiarize himself with existing conditions so that the work can be expeditiously performed after a contract is awarded. Submission of a bid will be considered evidence of this inspection having been made. Any claims resulting from site conditions will not be honored by the Department.

#### **IV. METHOD OF MEASUREMENT**

**A. Maintain and Control Traffic.** See Traffic Control Plan.

**B. Site Preparation.** Other than the bid items listed, site preparation will not be measured for payment, but shall be incidental to the other items of the work.

**C. Overband Crack Sealing.** See Special Note for Overband Crack Sealing.

**D. Microsurfacing.** See Special Note for Microsurfacing.

**E. Temporary and Permanent Striping.** See Traffic Control Plan.

**F. Final Dressing, Clean Up, and Seeding and Protection.** Final Dressing, Clean Up, and Seeding and Protection will not be measured for separate payment, but shall be incidental to other items of work.

**G. Restoration.** All items of restoration will not be measured for payment, but shall be incidental to the other items of work.

## **V. BASIS OF PAYMENT**

No direct payment will be made other than for the bid items listed. All other items required to complete the construction shall be incidental to the bid items listed.

**A. Maintain and Control Traffic.** See Traffic Control Plan.

**B. Overband Crack Sealing.** See Special Note for Overband Crack Sealing.

**C. Microsurfacing.** See Special Note for Microsurfacing.

**SPECIAL NOTE FOR MICRO-SURFACING**

**1. DESCRIPTION.** This work consists of constructing a cold-laid, polymer-modified, emulsified asphalt pavement course to fill ruts or provide an intermediate or surface course for existing pavements. The paving mixture is composed of a polymer-modified emulsified asphalt, crushed aggregate, mineral filler, water, and possibly other additives. Follow the requirements outlined in ASTM D 6372, *Standard Practice for Design, Testing, and Construction of Micro-Surfacing*, with modifications as found in this note. Apply this material according to the lines, grades, and typical cross-sections in the plans or as established by the Engineer.

Unless otherwise noted, Section references herein are to the Department’s *Standard Specifications for Road and Bridge Construction*. All applicable portions of the Department’s *Standard Specifications* apply unless specifically modified herein.

**2. MATERIALS AND EQUIPMENT.**

**2.1 Mineral Filler.** Use Portland Cement, Type I, conforming to Section 801.

**2.2 Aggregate.** Provide 100-percent crushed aggregate conforming to Sections 804 and 805. Use polish-resistant coarse and fine aggregate conforming to Subsection 403.03.03 for a Type A mixture. Do not use mineral aggregates that are inherently porous, such as blast-furnace slag, expanded shale, porous limestone, and lightweight aggregates, in this mixture.

Contrary to ASTM D 6372, test sand equivalent according to AASHTO T 176, soundness according to Kentucky Method (KM) 64-610, and LA abrasion according to AASHTO T 96. Ensure all aggregates satisfy ASTM D 6372 for sand equivalent, soundness, and LA abrasion.

**2.3 Water.** Conform to Section 803.

**2.4 Emulsified Asphalt.** The polymer-modified emulsion will be manufactured by addition of polymer to a CSS-1h conforming to AASHTO M 208 except the milling or blending of polymer shall occur into the base asphalt or emulsifier solution prior to the emulsification process. The asphalt emulsion manufacturer shall certify that the emulsion contains a minimum of 3 percent polymer solids based on the mass of asphalt (asphalt residual) within the emulsion. In addition, ensure that the emulsified asphalt conforms to the following criteria:

<u>Test</u>	<u>Criteria</u>
Elastic Recovery at 77 °F (AASHTO T 301)	60 % (min)
Residue by Distillation (AASHTO T 59)	62 % (min)
Ductility at 77 °F (AASHTO T 51)	40 cm (min)
Softening Point (AASHTO T 53)	140 °F (min)
Submit samples of the polymer-modified emulsion, along with the manufacturer’s	

corresponding test results, to the Division of Materials for testing at least two weeks prior to initial shipment to the project.

**2.5 Mixing Equipment.** Produce the mixture in a self-propelled, front-feed, continuous-loading machine equipped with a conveyer-belt aggregate-delivery system and an interconnected, positive-displacement, water-jacketed gear pump to accurately proportion the aggregate and asphalt emulsion. Locate the mineral filler feed so the proper amount of mineral filler is dropped on the aggregate before discharge into the pug mill. Provide a spray bar to completely pre-wet the aggregate dropping down to the pug mill with additive and water before the introduction of the asphalt emulsion. Provide a twin-shaft, continuous-flow, multi-blade pug mill that is a minimum of 49 in. long. Ensure that the blade size and side clearances meet the equipment manufacturer's recommendations. Introduce the emulsion within the first one-third of the mixer length to ensure proper mixing of all materials before exiting the pug mill.

Equip the machine with opposite-side driving stations to allow full control of the machine from either side. Equip the mixer with a remote, forward-speed control at the rear mixing platform so the rear operator can control the forward speed and level of mixture in the paving or rut box. Provide material control devices that are readily accessible and positioned so the amount of each material used can be determined at any time.

Equip the mixing machine with a water pressure system and nozzle-type spray bar to provide a water spray ahead of and outside the spreader box when required. Apply water at a rate that will dampen the surface but not create free-flowing water ahead of the spreader box.

Use truck-mounted machines with a conveyer-belt aggregate-delivery system and without the front-feed, continuous-loading feature on projects of less than 15,000 total yd<sup>2</sup> or on spot repairs.

**2.6 Spreading Equipment.** If a leveling or surface course is specified, apply the mixture uniformly by means of a conventional spreader box.

If a rut-fill course is specified, apply the mixture with a "V-shaped" rut-filling spreader box. Equip the rut-filling spreader box with a steel strike-off device.

Attach either type of a spreader box to the mixer, and equip it with paddles mounted on an adjustable shaft to continually agitate and distribute the materials throughout the box. Ensure that the equipment provides sufficient turbulence to prevent the mix from setting in the box or causing excessive build-up or lumps. To prevent loss of the mixture from the box, attach flexible seals, front and rear, in contact with the road. Operate the spreading equipment in such a manner as to prevent the loss of the mixture on super-elevated curves.

For surface courses, attach a secondary strike-off device to the spreader.



Use burlap drags or other drags, if necessary, to obtain the desired finish. Replace drags having excessive buildup.

**2.7 Calibration Equipment.** Supply all of the equipment, materials, and scales necessary to perform the calibration according to Section 3.5 of this note.

### **3. CONSTRUCTION.**

**3.1 Preparation and Proportioning of Mixture.** Submit a complete mix design, prepared by an approved laboratory, to verify the compatibility of the aggregate, asphalt emulsion, mineral filler, and other additives. Make the mix design with the same materials that will be used on the project.

Ensure the mix design has a residual asphalt content, by dry weight of aggregate, of 7.0 to 8.5 percent for leveling and surface courses and 6.5 to 8.0 percent for rut-filling mixes. Also ensure the mixture contains no reclaimed materials and a mineral filler content between 0.25 and 2.0 percent by dry weight of aggregate.

In addition to the mix design information required by KM 64-421, provide the following (all percentages are based on the dry weight of aggregate):

- minimum and maximum percentage of water; and
- percentage of mix-set additives, if required.

Provide test results from an accredited laboratory that conform to Section 8 of ASTM D 6372.

Submit the mix design and ingredient materials to the Division of Materials for verification according to Subsection 402.03 a minimum of two weeks prior to initial use for testing and approval.

**3.2 Mixture Gradation.** Conform to the Type II requirements from ASTM D 6372 for leveling and surface courses and Type III requirements from ASTM D 6372 for rut-fill courses.

**3.3 Weather Limitations.** In addition to the applicable requirements in ASTM D 6372, apply the mixture only when it is not raining. Between September 30 and May 1, do not apply the mixture if the existing pavement surface temperature is less than 50 °F.

**3.4 Surface Preparation.** Apply a tack coat conforming to Section 406 at a rate of 0.06 to 0.12 gal/yd<sup>2</sup>.

**3.5 Calibration.** Before mix production, calibrate the mixing equipment in the presence of the Engineer. Generate documentation for the Engineer, including individual calibrations of each material at various settings. Perform a new calibration if there is any change in the mix design. Following calibration and adjustments for changes in the mix

design, do not make any further calibration adjustments to the mixing equipment without the Engineer's approval.

**3.6 Application.** Apply the paving mixture in a manner to fill minor surface irregularities and achieve a uniform surface without causing skips, lumps, or tears.

If a rut-fill course is specified, apply enough material to fill the wheel paths without excess crowning (overfilling). An excess crown is defined as 1/8 in. after 24 h of traffic compaction. Apply rut-fill courses in widths from 5 to 6 ft for each wheel path. Provide a smooth, neat seam where two rut-fill passes meet. Restore the design profile of the pavement cross-section. Feather the edges of the rut-fill course to minimize the use of excess material.

If a leveling course is specified, apply the paving mixture at a rate of  $14 \pm 2$  lb/yd<sup>2</sup>. If a surface course is specified over a leveling or rut-fill course, apply the paving mixture at a rate of  $18 \pm 2$  lb/yd<sup>2</sup>. If a surface course only is specified, apply the paving mixture at a rate of  $24 \pm 2$  lb/yd<sup>2</sup>. For leveling and surface courses, provide a smooth, neat center seam with a maximum overlap of 2 in. where two passes meet. Immediately remove excess material from the ends of each run. Construct surface courses wide enough to cover the outside edges of rut-fill and leveling courses.

Use squeegees and lutes to spread the mixture in areas inaccessible to the spreader box and areas requiring hand-spreading. With the Engineer's approval, adjust the mix-set additive to provide a slower setting time if hand-spreading is needed. Do not adjust the water content or adjust the setting time. If hand-spreading, pour the mixture in a small windrow along one edge of the surface to be covered, and spread it uniformly by a hand squeegee or lute.

Repair areas of the micro-surfacing that are damaged by traffic, rain, or other causes during construction of the project.

### **3.7 Acceptance and Verification.**

**3.7.1 Proportion and Spread Rate.** Maintain continuous control of the emulsified asphalt-to-dry aggregate proportion to conform to the approved mix design within a tolerance of  $\pm 2$  gal/ton. Ensure the spread rate satisfies the specified quantity of aggregate per square yard on a dry-weight basis.

The Department will base acceptance of the emulsified asphalt-to-dry aggregate proportion and the spread rate on the Engineer's summary of daily quantities. The Department will accept a day's application of micro-surfacing provided the Engineer's summary indicates conformance with the requirements for proportion and spread rate.

**3.7.2 Emulsified Asphalt.** Submit samples of the polymer-modified emulsion, along with the manufacturer's test results, to the Division of Materials for testing at a frequency of one per day of production.

**3.7.3 Mixture Gradation.** Perform combined-gradation determinations on the aggregates used in the micro-surfacing at a frequency of one per day of production. The Department will allow the tested gradation to vary within the tolerances given in ASTM D 6372 provided the percent passing any sieve remains within the master gradation limits from ASTM D 6372.

The Department will perform combined-gradation determinations on the aggregates used in the micro-surfacing at a frequency of one per four days of production and compare those results with the contractor’s combined-gradation results according to Subsection 402.03.03.

**4. MEASUREMENT.** The Department will pay for surface and leveling micro-surfacing courses by the number of square yards, complete and accepted in place. The Department will pay for micro-surfacing rut-fill course by the number of tons of dry aggregate used, complete and accepted in place. The weight of the dry aggregate used will be based on the calibrated weight of aggregate provided by the paving machine.

The Department will base the width of the pavement course on the width shown on the plans or as directed by the Engineer. The Department will measure the length along the centerline of each roadway or ramp.

The Department will not measure the surface preparation or tack coat for payment and will consider them incidental to the micro-surfacing.

**5. PAYMENT.** The Department will consider the unit bid price per square yard to include all labor, materials, and equipment necessary to complete the work. The Department will make payment for the completed and accepted quantities according to the following:

<u>Code</u>	<u>Pay Item</u>	<u>Pay Unit</u>
-----	Micro-surfacing, surface course	Square Yard
	Micro-surfacing, leveling course	Square Yard
	Micro-surfacing, rut-fill course	Ton

April 22, 2008

**SPECIAL NOTE FOR OVERBAND CRACK SEALING**

DESCRIPTION OF WORK

This work shall consist of the preparation and sealing of pavement cracks with a fiber reinforced sealant using a mixture of polypropylene fibers, asphalt cement, and any additives necessary to prevent tracking.

MATERIALS

- 1.) Asphalt Cement- PG 64-22 meeting the requirements of AASHTO M320.
- 2.) Polypropylene fibers meeting the following properties:

Material	Polypropylene
Denier:	15 +/- 2
Length:	10 +/- 2mm
Crimps:	None
Tensile Strength:	40,000psi minimum
Specific Gravity:	0.91
Moisture Regain At:	70F and 65% RH: 0.001
Salt Resistance:	100% Strength Retained
Acid Resistance:	100% Strength Retained

The fibers shall be certified by the manufacturer as meeting the specifications.

COMPOSITION

The material shall be combined so the fibers are a minimum of 7.0% by total weight of the asphalt cement. The combined materials shall meet the following properties:

Strength (at break) at 72F	350psi minimum	at 0F	500psi minimum
Elongation (at break) at 72F	50% minimum	at 0F	20% minimum

WEATHER LIMITATIONS

Over band crack sealing shall only be performed when the surface temperature is 40F and rising.

MIXING

Weigh tickets for the asphalt cement shall be used in determining the above proportion of fiber to be blended. The crack sealing material shall be blended in an oil-jacketed double walled kettle equipped with full sweep agitator and reverse rotary auger, capable of maintaining the mixture with separate thermometers for oil bath and melting vat. Unit

must also be quipped with a pump (equal or better than Roper 2" hot asphalt pump). Temperature of the sealant shall be maintained between 265F and 295F.

### PREPARATION

Prior to the application of the sealant, joints and cracks shall be thoroughly cleaned by the use of compressed air. This tool shall produce a blast of air between 75 and 150psi to remove dust, dirt, moisture, vegetation, and other foreign material that will prevent bonding of the sealant. These areas shall be kept clean and dry until all sealing operations are completed. Whenever moisture is present, a hot compressed air lance shall be used. This tool shall produce a blast of air between 75 and 150psi and heated between 600f and 2000F that cleans and removes all vegetation and dries out the cracks to maximize sealability.

Sealing shall be limited to cracks that are open enough to permit entry of the sealant. Tightly closed cracks (less than ¼ inches) shall only be sealed if they show signs of raveling or spalling as directed by the engineer. Spalls and cavities, which are greater than four (4) inches in diameter, shall not be sealed unless directed by the engineer.

### INSTALLATION

The sealant shall be placed with an applicator head; which will completely fill the crack and leave a 3.0 to 5.0 inch wide band having a thickness of 0.065 to 0.125 inches. Compress the crack sealing material in the crack or joint to ensure a good bond as directed by the engineer.

### MANUFACTURER'S REPRESENTATIVE

The sealant manufacturer's technical representative shall be notified by the Contractor and shall be present during the initial installation. Operations and procedures, which are considered by the representative as being detrimental to the effectiveness of the sealant, shall not be permitted.

### BASIS OF PAYMENT

Payment for this work shall be made at the contract unit price for preparation and sealing of joints and/or cracks in the existing pavement, complete in place, which price includes all materials, equipment, tools, traffic control, and labor incidental thereto.

<u>Pay Item</u>	<u>Unit</u>
Overband Crack Sealing	Pound

### **SPECIAL NOTE FOR TYPICAL SECTION DIMENSIONS**

Consider the dimensions shown on the typical sections for pavement and shoulder widths and thickness' to be nominal or typical dimensions. The Engineer may direct or approve varying the actual dimensions to be constructed to fit existing conditions. Do not widen existing pavement or shoulders unless specified elsewhere in this proposal or directed by the engineer.

1-3725 Typical Section Dimensions  
01/02/2012

## **TRAFFIC CONTROL PLAN**

### **TRAFFIC CONTROL GENERAL**

Except as provided herein, traffic shall be maintained in accordance with the current Standard Specifications and the Standard Drawings, current editions. Except for the roadway and traffic control bid items listed, all items of work necessary to maintain and control traffic will be paid at the lump sum bid price to "Maintain and Control Traffic".

Contrary to Section 106.01, traffic control devices used on this project may be new, or used in like new condition, at the beginning of the work and maintained in like new condition until completion of the work.

### **PROJECT PHASING & CONSTRUCTION PROCEDURES**

No lane closures will be allowed on the following days or nights:

May 25, 2012 – May 28, 2012

July 4, 2012

August 31, 2012 - September 3, 2012

Memorial Day Weekend

Independence Day

Labor Day Weekend

At the discretion of the Engineer, additional days and hours may be specified when lane closures will not be allowed.

Maintain a minimum of one traffic lane (mainline) in each direction at all times during construction. The clear lane width shall be 12 Feet. If traffic should be stopped due to construction operations, and a school bus on an official run arrives on the scene, the Contractor shall make provisions for the passage of the bus as quickly as possible.

### **LANE CLOSURES**

Do not leave lane closures in place during non-working hours.

### **SIGNS**

Contrary to section 112.04.02, only long term signs (signs intended to be continuously in place for more than 3 days) will be measured for payment; short term signs (signs intended to be left in place for 3 days or less) will not be measured for payment but will be incidental to Maintain and Control Traffic.

### **BARRICADES**

The Department will not measure barricades used in lieu of barrels and cones for channelization or delineation, but shall be incidental to Maintain and Control Traffic according to Section 112.04.01.

The Department will measure barricades used to protect pavement removal areas in individual units Each. The Department will measure for payment the maximum number of barricades in concurrent use at the same time on a single day on all sections of the contract. The Department will measure individual barricades only once for payment, regardless of how many times they are set, reset, removed, and relocated during the duration of the project. The Department will not measure replacements for damaged barricades the Engineer directs to be replaced due to poor condition or reflectivity. Retain possession of the Barricades upon completion of construction.

## **ARROW PANEL**

Use arrow panels as shown on the Standard Drawings or as directed by the Engineer. The Department will measure for payment the maximum number of arrow panels in concurrent use at the same time on a single day on all sections of the contract. Individual arrow panels will be measured only once for payment, regardless of how many times they are set, reset, removed, and relocated during the duration of the project. Replacements for damaged arrow panels directed by the Engineer to be replaced due to poor condition or readability will not be measured for payment. Arrow panels will remain the property of the Contractor after construction is complete.

## **PAVEMENT MARKINGS**

If there is to be a deviation from the existing striping plan, the Engineer will furnish the Contractor a striping plan prior to placement of the final surface course.

Install Temporary Striping according to Section 112 with the following exception:

If the Contractor's operations or phasing requires temporary markings that must subsequently be removed from the final surface course, use an approved removable lane tape; however, the Department will not measure removable lane tape for separate payment, but will measure and pay for removable lane tape as temporary striping.

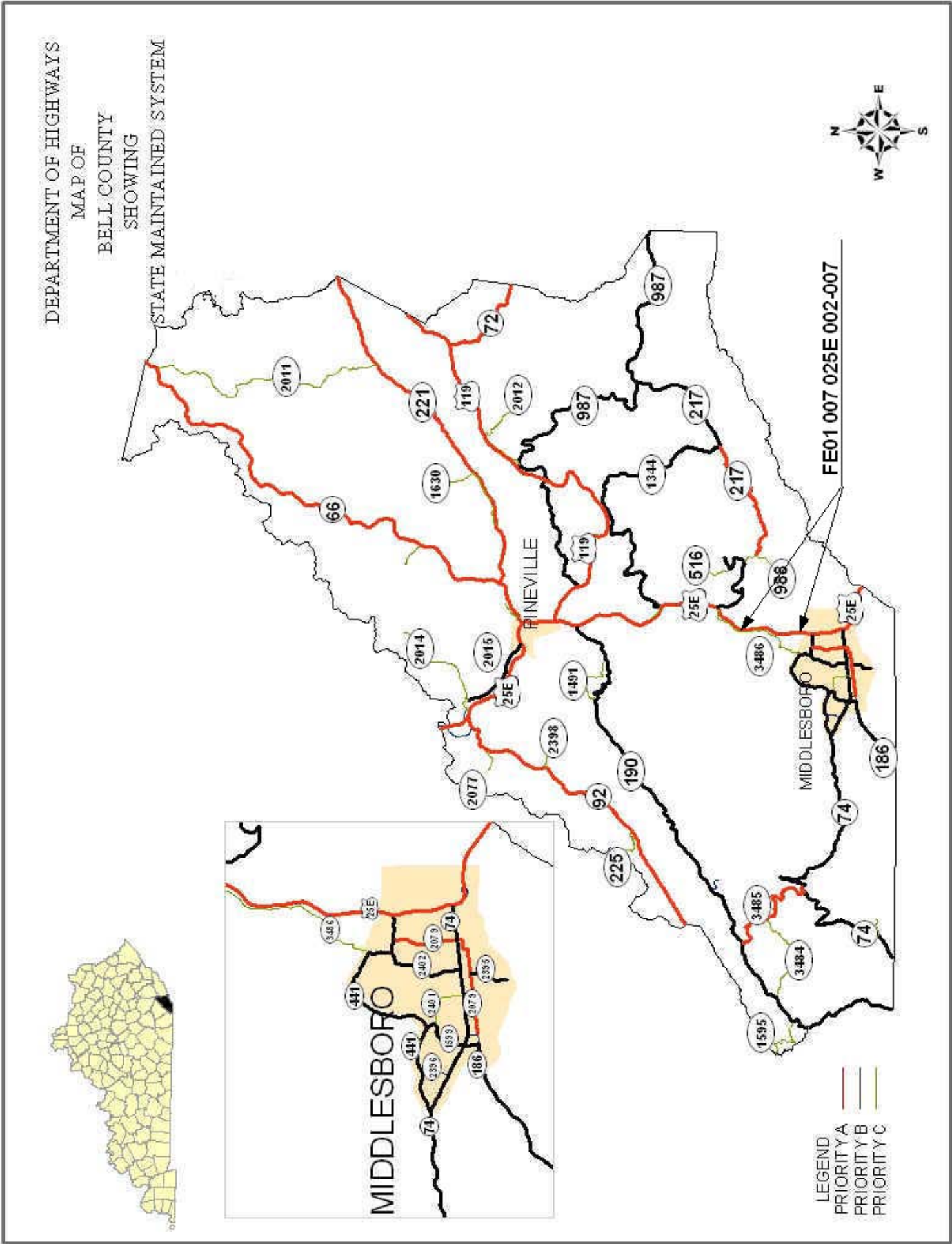
## **PAVEMENT EDGE DROP-OFFS**

A pavement edge between opposing directions of traffic or lanes that traffic is expected to cross in a lane change situation shall not have an elevation difference greater than 1½". Warning signs (MUTCD W8-9 or W8-9A, or W8-11) shall be placed in advance of and at 1500' intervals throughout the drop-off area. Dual posting on both sides of the traveled way shall be required. All transverse transitions between newly surfaced pavement and the existing pavement areas that traffic may cross shall be wedged with asphalt mixture for leveling and wedging. Remove wedges prior to placement of the final surface course.



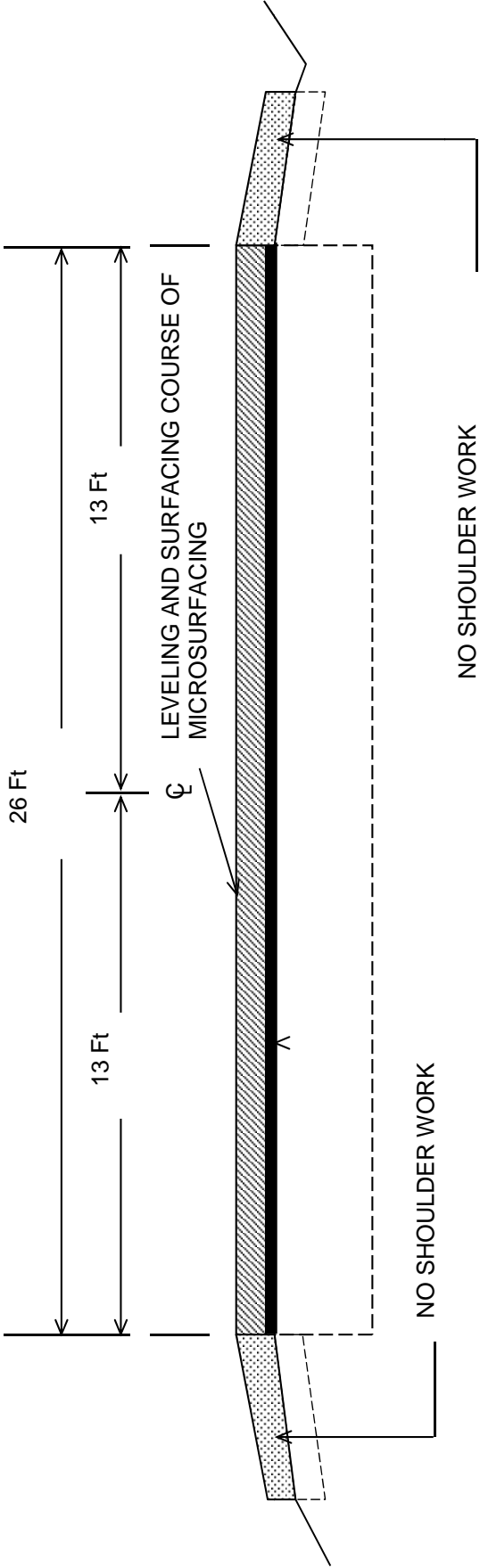
Pavement edges that traffic is not expected to cross, except accidentally, shall be treated as follows:

Less than 2" - No protection required.



BELL COUNTY

FE01- 007-025E-002-007  
TYPICAL SECTION  
MILEPOINTS 2.864 TO 6.200 (NB ONLY)



**PART II**

**SPECIFICATIONS AND STANDARD DRAWINGS**

### **SPECIFICATIONS REFERENCE**

Any reference in the plans or proposal to the *Standard Specifications for Road and Bridge Construction, Edition of 2004*, and *Standard Drawings, Edition of 2000* are superseded by *Standard Specifications for Road and Bridge Construction, Edition of 2008* and *Standard Drawings, Edition of 2003 with the 2008 Revision*.

**Supplemental Specifications to The Standard Specifications  
for Road and Bridge Construction, 2008 Edition**  
(Effective with the July 15, 2011 Letting)

<b>SUBSECTION: REVISION:</b>	101.02 Abbreviations. Insert the following abbreviation and text into the section:  KEPSC      Kentucky Erosion Prevention and Sediment Control
<b>SUBSECTION: REVISION:</b>	101.03 Definitions. Replace the definition for Specifications – <i>Special Provisions</i> with the following:  Additions and revisions to the Standard and Supplemental Specifications covering conditions peculiar to an individual project.
<b>SUBSECTION: REVISION:</b>	102.03 Contents of the Bid Proposal Form. Replace the first sentence of the first paragraph with the following: The Bid Proposal form will be available on the Department internet website ( <a href="http://transportation.ky.gov/contract/">http://transportation.ky.gov/contract/</a> ).  Delete the second paragraph.  Delete the last paragraph.
<b>SUBSECTION: REVISION:</b>	102.04 Issuance of Bid Proposal Form. Replace Heading with the following:  102.04 Bidder Registration.  Replace the first sentence of the first paragraph with the following:  The Department reserves the right to disqualify or refuse to place a bidder on the eligible bidder's list for a project for any of the following reasons:  Replace the last sentence of the subsection with the following:  The Department will resume placing the bidder on the eligible bidder's list for projects after the bidder improves his operations to the satisfaction of the State Highway Engineer.
<b>SUBSECTION: REVISION:</b>	102.06 Examination of Plans, Specifications, Special Provisions, Special Notes, and Site of Work. Replace the first paragraph with the following:  Examine the site of the proposed work, the Bid Proposal, Plans, specifications, contract forms, and bulletins and addendums posted to the Department's website and the Bid Express Bidding Service Website before submitting the Bid Proposal. The Department considers the submission of a Bid Proposal prima facie evidence that the bidder has made such examination and is satisfied as to the conditions to be encountered in performing the work and as to the requirements of the Contract.
<b>SUBSECTION: REVISION:</b>	102.07.01 General. Replace the first sentence with the following:  Submit the Bid Proposal on forms furnished on the Bid Express Bidding Service website ( <a href="http://www.bidx.com">www.bidx.com</a> ).  Replace the first sentence of the third paragraph with the following:  Bid proposals submitted shall use an eligible Digital ID issued by Bid Express.

**Supplemental Specifications to The Standard Specifications  
for Road and Bridge Construction, 2008 Edition**  
(Effective with the July 15, 2011 Letting)

<b>SUBSECTION: REVISION:</b>	<p>102.07.02 Computer Bidding. Replace the first paragraph with the following:</p> <p>Subsequent to registering for a specific project, use the Department's Expedite Bidding Program on the internet website of the Department of Highways, Division of Construction Procurement (<a href="http://transportation.ky.gov/contract/">http://transportation.ky.gov/contract/</a>). Download the bid file from the Bid Express Bidding Service Website to prepare a Bid Proposal for submission to the Department. Submit Bid Proposal electronically through Bid Express Bidding Service.</p> <p>Delete the second and third paragraph.</p>
<b>SUBSECTION: REVISION:</b>	<p>102.08 Irregular Bid Proposals. Delete the following from the first paragraph: 4) fails to submit a disk created from the Highway Bid Program.</p> <p>Replace the second paragraph with the following: The Department will consider Bid Proposals irregular and may reject them for the following reasons:</p> <ol style="list-style-type: none"><li>1) when there are unauthorized additions, conditional or alternate bids, or irregularities of any kind which may tend to make the Bid Proposal incomplete, indefinite, or ambiguous as to its meaning; or</li><li>2) when the bidder adds any provisions reserving the right to accept or reject an award, or to enter into a Contract pursuant to an award; or</li><li>3) any failure to comply with the provisions of Subsection 102.07; or</li><li>4) Bid Proposals in which the Department determines that the prices are unbalanced; or when the sum of the total amount of the Bid Proposal under consideration exceeds the bidder's Current Capacity Rating.</li></ol>
<b>SUBSECTION: REVISION:</b>	<p>102.09 Bid Proposal Guaranty. Insert the following after the first sentence:</p> <p>Bid Proposals must have a bid proposal guaranty in the amount indicated in the bid proposal form accompany the submittal. A guaranty in the form of a paper bid bond, cashier's check, or certified check in an amount no less than the amount indicated on the submitted electronic bid is required when the electronic bid bond was not utilized with the Bid Express Bidding Service. Paper bid bonds must be delivered to the Division of Construction Procurement prior to the time of the letting.</p>
<b>SUBSECTION: REVISION:</b>	<p>102.10 Delivery of Bid Proposals. Replace paragraph with the following:</p> <p>Submit all Bid Proposals prior to the time specified in the Notice to Contractors. All bids shall be submitted electronically using Bid Express Bidding Services. Electronically submitted bids must be done in accordance with the requirements of the Bid Express Bidding Service.</p>
<b>SUBSECTION: REVISION:</b>	<p>102.11 Withdrawal or Revision of Bid Proposals. Replace the paragraph with the following:</p> <p>Bid Proposals can be withdrawn in accordance the requirements of the Bid Express Bidding Service prior to the time of the Letting.</p>

**Supplemental Specifications to The Standard Specifications  
for Road and Bridge Construction, 2008 Edition**  
(Effective with the July15, 2011 Letting)

<b>SUBSECTION: REVISION:</b>	<p>102.13 Public Opening of Bid Proposals. Replace Heading with the following: 102.13 Public Announcement of Bid Proposals.</p> <p>Replace the paragraph with the following: The Department will publicly announce all Bid Proposals at the time indicated in the Notice to Contractors.</p>
<b>SUBSECTION: REVISION:</b>	<p>103.02 Award of Contract. Replace the first sentence of the third paragraph with the following:</p> <p>The Department will normally award the Contract within 10 working days after the date of receiving Bid Proposals unless the Department deems it best to hold the Bid Proposals of any or all bidders for a period not to exceed 60 calendar days for final disposition of award.</p>
<b>SUBSECTION: REVISION:</b>	<p>105.02 Plans and Working Drawings. Insert the following after the fourth paragraph:</p> <p>Submit electrical shop drawings, design data, and descriptive literature for materials in electronic format to the Division of Traffic Operations for approval. Drawings and literature shall be submitted for lighting and signal components. Notify the Engineer when submitting information to the Division of Traffic Operations. Do not begin work until shop drawings are approved.</p> <p>Submit shop drawings for traffic counting equipment and materials in electronic format to the Engineer or the Division of Planning. Notify the Engineer when submitting information directly to the Division of Planning. Do not begin work until shop drawings are reviewed and approved.</p>
<b>SUBSECTION: REVISION:</b>	<p>105.03 Record Plans. Replace the section with the following:</p> <p>Record Plans are those reproductions of the original Plans on which the accepted Bid Proposal was based and, and signed by a duly authorized representative of the Department. The Department will make these plans available for inspection in the Central Office at least 24 hours prior to the time of opening bids and up to the time of letting of a project or projects. The quantities appearing on the Record Plans are the same as those on which Bid Proposals are received. The Department will use these Record Plans as the controlling plans in the prosecution of the Contract. The Department will not make any changes on Record Plans subsequent to their issue unless done so by an approved contract modification. The Department will make 2 sets of Record Plans for each project, and will maintain one on file in the Central Office and one of file in the District Office. The Department will furnish the Contractor with the following: 1 full size, 2 half size and an electronic file copy of the Record Plans at the Pre-Construction conference.</p>



**Supplemental Specifications to The Standard Specifications  
for Road and Bridge Construction, 2008 Edition**  
(Effective with the July15, 2011 Letting)

<b>SUBSECTION: REVISION:</b>	<p>105.12 Final Inspection and Acceptance of Work.</p> <p>Insert the following paragraphs after the first paragraph:</p> <p>Notify the Engineer when all electrical items are complete. A notice of the electrical work completion shall be made in writing to the Contractor. Electrical items will be inspected when the electrical work is complete and are not subject to waiting until the project as a whole has been completed. The Engineer will notify the Division of Traffic Operations within 3 days that all electrical items are complete and ready for a final inspection. A final inspection will be completed within 90 days after the Engineer notifies the Division of Traffic Operations of the electrical work completion.</p> <p>Energize all electrical items prior to notifying the Engineer that all electrical items are complete. Electrical items must remain operational until the Division of Traffic Operations has inspected and accepted the electrical portion of the project. Payment for the electrical service is the responsibility of the Contractor from the time the electrical items are energized until the Division of Traffic Operations has accepted the work.</p> <p>Complete all corrective work within 90 calendar days of receiving the original electrical inspection report. Notify the Engineer when all corrective work is complete. The Engineer will notify the Division of Traffic Operations that the corrective work has been completed and the project is ready for a follow-up inspection. Upon re-inspection, if additional corrective work is required, complete within the same 90 calendar day allowance. The Department will not include time between completion of the corrective work and the follow up electrical inspection(s). The 90 calendar day allowance is cumulative regardless of the number of follow-up electrical inspections required.</p> <p>The Department will assume responsibility for the electrical service on a project once the Division of Traffic Operations gives final acceptance of the electrical items on the project. The Department will also assume routine maintenance of those items. Any damage done to accepted electrical work items by other Contractors shall be the responsibility of the Prime Contractor. The Department will not be responsible for repairing damage done by other contractors during the construction of the remaining project.</p> <p>Failure to complete the electrical corrective work within the 90 calendar day allowance will result in penalties assessed to the project. Penalties will be assessed at ½ the rate of liquidated damages established for the contract.</p> <p>Replace the following in the second sentence of the second paragraph:</p> <p>Replace Section 213 with Section 212.</p> <p>Delete the fifth paragraph from the section.</p>
<b>SUBSECTION: REVISION:</b>	<p>105.13 Claim Resolution Process.</p> <p>Replace the last sentence of the 3. Bullet with the following:</p> <p>If the Contractor did not submit an as-bid schedule at the Pre-Construction Meeting or a written narrative in accordance with Subsection 108.02, the Cabinet will not consider the claim for delay.</p> <p>Delete the last paragraph from the section.</p>

**Supplemental Specifications to The Standard Specifications  
for Road and Bridge Construction, 2008 Edition**  
(Effective with the July15, 2011 Letting)

<b>SUBSECTION: REVISION:</b>	<p>106.04 Buy America Requirement. Replace the section with the following:</p> <p><b>106.04 Buy America Requirement.</b> Follow the “Buy America” provisions as required by Title 23 Code of Federal Regulations § 635.410. Except as expressly provided herein all manufacturing processes of steel or iron materials including but not limited to structural steel, guardrail materials, corrugated steel, culvert pipe, structural plate, prestressing strands, and steel reinforcing bars shall occur in the United States of America, including the application of:</p> <ul style="list-style-type: none"><li>• Coating,</li><li>• Galvanizing,</li><li>• Painting, and</li><li>• Other coating that protects or enhances the value of steel or iron products.</li></ul> <p>The following are exempt, unless processed or refined to include substantial amounts of steel or iron material, and may be used regardless of source in the domestic manufacturing process for steel or iron material:</p> <ul style="list-style-type: none"><li>• Pig iron,</li><li>• Processed, pelletized, and reduced iron ore material, or</li><li>• Processed alloys.</li></ul> <p>The Contractor shall submit a certification stating that all manufacturing processes involved with the production of steel or iron materials occurred in the United States.</p> <p>Produce, mill, fabricate, and manufacture in the United States of America all aluminum components of bridges, tunnels, and large sign support systems, for which either shop fabrication, shop inspection, or certified mill test reports are required as the basis of acceptance by the Department.</p> <p>Use foreign materials only under the following conditions:</p> <ol style="list-style-type: none"><li>1) When the materials are not permanently incorporated into the project; or</li><li>2) When the delivered cost of such materials used does not exceed 0.1 percent of the total Contract amount or \$2,500.00, whichever is greater.</li></ol> <p>The Contractor shall submit to the Engineer the origin and value of any foreign material used.</p>
<b>SUBSECTION: REVISION:</b>	<p>106.10 Field Welder Certification Requirements. Insert the following sentence before the first sentence of the first paragraph:</p> <p>All field welding must be performed by a certified welder unless otherwise noted.</p>
<b>SUBSECTION: REVISION:</b>	<p>108.02 Progress Schedule. Insert the following prior to the first paragraph:</p> <p>Specification 108.02 applies to all Cabinet projects except the following project types:</p> <ul style="list-style-type: none"><li>• Right of Way Mowing and/or Litter Removal</li><li>• Waterborne Paint Striping</li><li>• Projects that contain Special Provision 82</li><li>• Projects that contain the Special Note for CPM Scheduling</li></ul> <p>Insert the following paragraph after paragraph two:</p> <p>Working without the submittal of a Written Narrative is violation of this specification and additionally voids the Contractor’s right to delay claims.</p> <p>Insert the following paragraph after paragraph six:</p> <p>The submittal of bar chart or Critical Path Method schedule does not relieve the Contractor’s requirement to submit a Written Narrative schedule.</p>

**Supplemental Specifications to The Standard Specifications  
for Road and Bridge Construction, 2008 Edition**  
(Effective with the July 15, 2011 Letting)

	<p>Insert the following at the beginning of the first paragraph of A) Written Narrative.:</p> <p>Submit the Written Narrative Schedule using form TC 63-50 available at the Division of Construction's website (<a href="http://www.transportation.ky.gov/construction/ResCenter/ResCenter.htm">http://www.transportation.ky.gov/construction/ResCenter/ResCenter.htm</a>).</p> <p>Replace Part A) Written Narrative 1. And 2. with the following:</p> <ol style="list-style-type: none"><li>1. Provide a description that includes how the Contractor will sequence and stage the work, how the Contractor plans to maintain and control traffic being specific and detailed, and what equipment and crew sizes are planned to execute the work.</li><li>2. Provide a list of project milestones including, if applicable, winter shut-downs, holidays, or special events. The Contractor shall describe how these milestones and other dates effect the prosecution of the work. Also, include start date and completion date milestones for the contract, each project if the contract entails multiple projects, each phase of work, site of work, or segment of work as divided in the project plans, proposal, or as subdivided by the Contractor.</li></ol>
<b>SUBSECTION: REVISION:</b>	<p>109.07.01 Liquid Asphalt.</p> <p>Add the following to the Adjustable Contract Items:</p> <ul style="list-style-type: none"><li>• Stone Matrix Asphalt for Base</li><li>• Stone Matrix Asphalt for Surface</li></ul>
<b>SUBSECTION: REVISION:</b>	<p>110.01 Mobilization.</p> <p>Replace paragraph three with the following:</p> <p>Do not bid an amount for Mobilization that exceeds 5 percent of the sum of the total amounts bid for all items in the Bid Proposal, excluding Mobilization, Demobilization, and contingent amounts established for adjustments and incentives. The Department will automatically adjust any Bid Proposals that are in excess of this amount down to 5 percent to compare Bid Proposals and award the Contract. The Department will award a Contract for the actual amount bid when the amount bid for Mobilization is less than 5 percent, or the Department will award the Contract for the adjusted bid amount of 5 percent when the amount bid for Mobilization is greater than 5 percent. If any errors in unit bid prices for other Contract items in a Contractor's Bid Proposal are discovered after bid opening and such errors reduce the total amount bid for all other items, excluding Mobilization, Demobilization, and contingent amounts established for adjustments and incentives, so that the percent bid for Mobilization is larger than 5 percent, the Department will adjust the amount bid for Mobilization to 5 percent of the sum of the corrected total bid amounts.</p>
<b>SUBSECTION: REVISION:</b>	<p>110.02 Demobilization.</p> <p>Replace the third paragraph with the following:</p> <p>Bid an amount for Demobilization that is a minimum of \$1,000 or 1.5 percent of the sum of the total amounts bid for all other items in the Bid Proposal, excluding Mobilization, Demobilization, and contingent amounts established for adjustments and incentives. The Department will automatically adjust any Bid Proposal that is less than this amount up to \$1,000 or 1.5 percent to compare Bid Proposals and award the Contract. The Department will award a Contract for the actual amount bid when the amount bid for demobilization exceeds 1.5 percent, or the Department will award the Contract for the adjusted bid amount when the amount bid for demobilization is less than the minimum of \$1,000 or less than 1.5 percent of the sum of the total amounts bid for all other items in the Bid Proposal, excluding Mobilization, Demobilization, and contingent amounts established for adjustments and incentives.</p>
<b>SUBSECTION: REVISION:</b>	<p>110.04 Payment.</p> <p>Insert the following paragraph following the demobilization payment schedule (4<sup>th</sup> paragraph):</p> <p>The Department will withhold an amount equal to \$1,000 for demobilization, regardless of the schedule listed above. The \$1,000 withheld for demobilization will be paid when the final estimate is paid.</p>

**Supplemental Specifications to The Standard Specifications  
for Road and Bridge Construction, 2008 Edition**  
(Effective with the July 15, 2011 Letting)

<b>SUBSECTION: REVISION:</b>	<p>112.03.01 General Traffic Control. Replace paragraph three with the following:</p> <p>All flaggers shall be trained in current MUTCD flagging procedures. Proof of training must be available for review at the Department's request. Flagging credentials must be current within the last 5 years.</p>
<b>SUBSECTION: PART: REVISION:</b>	<p>112.03.11 Temporary Pavement Markings. B) Placement and Removal of Temporary Striping. Replace the 2<sup>nd</sup> sentence of the first paragraph with the following:</p> <p>On interstates and parkways, and other roadways approved by the State Highway Engineer, install pavement striping that is 6 inches in width.</p>
<b>SUBSECTION: REVISION:</b>	<p>112.03.12 Project Traffic Coordinator (PTC). Add the following at the end of the subsection:</p> <p>After October 1, 2008 the Department will require the PTC to have successfully completed the applicable qualification courses. Personnel that have not successfully completed the applicable courses by that date will not be considered qualified. Prior to October 1, 2008, conform to Subsection 108.06 A) and ensure the designated PTC has sufficient skill and experience to properly perform the task.</p>
<b>SUBSECTION: REVISION:</b>	<p>112.03.15 Non-Compliance of Maintain and Control of Traffic. Add the following section:</p> <p><b>112.03.15 Non-Compliance of Maintain and Control of Traffic.</b> It is the Contractor's responsibility to conform to the traffic control requirements in the TCP, Proposal, plan sheets, specifications, and the Manual on Uniform Traffic Control Devices.</p> <p>Unless specified elsewhere in the contract, a penalty will be assessed in the event of non-compliance with Maintain and Control of Traffic requirements. These penalties will be assessed when the Contractor fails to correct a situation or condition of non-compliance with the contract traffic control requirements after being notified by the Engineer. The calculation of accrued penalties for non-compliance will be based upon the date/time of notification by the Engineer.</p> <p>The amount of the penalty assessed for non-compliance will be determined based upon the work zone duration, as defined by the MUTCD, and will be the greatest of the different calculation methods indicated below:</p> <p style="padding-left: 40px;">A) Long-term stationary work that occupies a location more than 3 days.</p> <p style="padding-left: 40px;">Correct the non-compliant issue within 24 hours from initial notification by the Engineer. If the issue is not corrected within 24 hours from the initial notification, a penalty for non-compliance will be assessed on a daily basis beginning from the initial notification of non-compliance. The Contractor will be assessed a \$1,000 daily penalty or the amount equal to the contract liquidated damages in Section 108.09, whichever of the 2 is greater. The penalty for non-compliance will escalate as follows for continued non-compliance after the initial notification.</p> <p style="padding-left: 40px;">3 Days after Notification \$1,500 daily penalty or 1.5 times the contract liquidated damages daily charge rate in Section 108.09, whichever is greater.</p> <p style="padding-left: 40px;">7 Days after Notification \$2,000 daily penalty or double the contract liquidated damages daily charge rate in Section 108.09, whichever is greater.</p>

**Supplemental Specifications to The Standard Specifications  
for Road and Bridge Construction, 2008 Edition**  
(Effective with the July15, 2011 Letting)

	<p>B) Intermediate-term stationary work that occupies a location more than one daylight period up to 3 days, or nighttime work lasting more than 1 hour.</p> <p>Correct the non-compliant issue within 4 hours from initial notification by the Engineer. If the issue is not corrected within 4 hours from notification, a penalty for non-compliance will be assessed on an hourly basis beginning from the initial notification of non-compliance. The penalty for non-compliance will be assessed at \$200 per hour.</p> <p>C) Short-term stationary is work that occupies a location for more than 1 hour within a single 24-hour period.</p> <p>Correct the non-compliant issue within 1 hour from initial notification by the Engineer. If the issue is not corrected within 1 hour from notification, a penalty for non-compliance will be assessed on an hourly basis beginning from the initial notification of non-compliance. The penalty for non-compliance will be assessed at \$200 per hour.</p> <p>If the Contractor remains in violation of the Maintain and Control of Traffic requirements, or if the Department determines it to be in the public’s interest, work will be suspended in accordance with Section 108.08 until the deficiencies are corrected. The Department reserves the right to correct deficiencies by any means available and charge the Contractor for labor, equipment, and material costs incurred in emergency situations.</p>
<b>SUBSECTION: REVISION:</b>	<p>206.03.02 Embankment</p> <p>Replace the last paragraph with the following:</p> <p>When rock roadbed is specified, construct the upper 2 feet of the embankment according to Subsection 204.03.09 A).</p>
<b>SUBSECTION: REVISION:</b>	<p>213.03.03 Inspection and Maintenance.</p> <p>Replace the last sentence of the second paragraph with the following:</p> <p>Initiate corrective action within 24 hours of any noted deficiency and complete the work within 7 calendar days of receipt of the report. The Contractor shall make a concentrated effort to complete any corrective action required prior to the next predicted rainfall event.</p> <p>Insert the following paragraph after the second paragraph:</p> <p>When the Contractor is required to obtain the KPDES permit, it is their responsibility to ensure compliance with the inspection and maintenance requirements of the permit. The Engineer will perform verification inspections a minimum of once per month and within 7 days of a ½ inch or greater rainfall event. The Engineer will document these inspections using Form TC 63-61 A. The Engineer will provide copies of the inspection only when improvements to the BMP’s are required. Verification inspections performed by the Engineer do not relieve the Contractor of any responsibility for compliance with the KPDES permit. Initiate corrective action within 24 hours of any noted deficiency and complete the work within 7calendar days of receipt of the report. The Contractor shall make a concentrated effort to complete any corrective action required prior to the next predicted rainfall event.</p>

**Supplemental Specifications to The Standard Specifications  
for Road and Bridge Construction, 2008 Edition**  
(Effective with the July 15, 2011 Letting)

<b>SUBSECTION:</b> <b>PART:</b> <b>REVISION:</b>	213.03.05 Temporary Control Measures. E) Temporary Seeding and Protection. Replace the first paragraph with the following:  Apply an Annual Rye seed mix at a rate of 100 pounds per acre during the months of March through August. In addition to the Annual Rye, add 10 pounds of German Foxtail-Millet ( <i>Setaria italica</i> ), when performing temporary seeding during the months of June through August. During the months of September through February, apply Winter Wheat or Rye Grain at a rate of 100 pounds per acre. Obtain the Engineer's approval prior to the application of the seed mixture.
<b>SUBSECTION:</b> <b>PART:</b> <b>REVISION:</b>	213.03.05 Temporary Control Measures. F) Temporary Mulch. Replace the last sentence with the following:  Place temporary mulch to an approximate 2-inch loose depth (2 tons per acre) and anchor it into the soil by mechanically crimping it into the soil surface or applying tackifier to provide a protective cover. Regardless of the anchoring method used, ensure the protective cover holds until disturbance is required or permanent controls are installed.
<b>SUBSECTION:</b> <b>REVISION:</b>	303.05 Payment. Replace the second paragraph of the section with the following:  The Department will make payment for Drainage Blanket-Type II (ATDB) according to the Lot Pay Adjustment Schedule for Specialty Mixtures in Section 402.
<b>SUBSECTION:</b> <b>PART:</b> <b>REVISION:</b>	401.02.04 Special Requirements for Dryer Drum Plants. F) Production Quality Control. Replace the first sentence with the following:  Stop mixing operations immediately if, at any time, a failure of the automatic electronic weighing system of the aggregate feed, asphalt binder feed, or water injection system control occurs.
<b>SUBSECTION:</b> <b>REVISION:</b>	401.02.04 Special Requirements for Dryer Drum Plants. Add the following:  Part G) <b>Water Injection System.</b> Provided each system has prior approval as specified in Subsection 402.01.01, the Department will allow the use of water injection systems for purposes of foaming the asphalt binder and lowering the mixture temperature for production of Warm Mix Asphalt (WMA). Ensure the equipment for water injection meets the following requirements: <ol style="list-style-type: none"><li>1) Injection equipment computer controls are automatically coupled to the plants controls (manual operation is not permitted);</li><li>2) Injection equipment has variable controls that introduce water ratios based on production rates of mixtures;</li><li>3) Injects water into the flow of asphalt binder prior to contacting the aggregate;</li><li>4) Provides alarms on the water injection system that operate when the flow of water is interrupted or deviates from the prescribed water rate.</li></ol>
<b>SUBSECTION:</b> <b>REVISION:</b>	401.03.01 Preparation of Mixtures. Replace the last sentence of the second paragraph with the following:  Do not use asphalt binder while it is foaming in a storage tank.



**Supplemental Specifications to The Standard Specifications  
for Road and Bridge Construction, 2008 Edition**  
(Effective with the July15, 2011 Letting)

<b>SUBSECTION:</b> <b>REVISION:</b>	401.03.01 Preparation of Mixtures. Replace the third paragraph and Mixing and Laying Temperature table with the following:  Maintain the temperature of the component materials and asphalt mixture within the ranges listed in the following table: <table><tr><th colspan="4">MIXING AND LAYING TEMPERATURES (°F)</th></tr><tr><th colspan="2">Material</th><th>Minimum</th><th>Maximum</th></tr><tr><td colspan="2">Aggregates</td><td>240</td><td>330</td></tr><tr><td colspan="2">Aggregates used with Recycled Asphalt Pavement (RAP)</td><td>240</td><td>—</td></tr><tr><td rowspan="2">Asphalt Binders</td><td>PG 64-22</td><td>230</td><td>330</td></tr><tr><td>PG 76-22</td><td>285</td><td>350</td></tr><tr><td rowspan="4">Asphalt Mixtures at Plant (Measured in Truck)</td><td>PG 64-22 HMA</td><td>250</td><td>330</td></tr><tr><td>PG 76-22 HMA</td><td>310</td><td>350</td></tr><tr><td>PG 64-22 WMA</td><td>230</td><td>275</td></tr><tr><td>PG 76-22 WMA</td><td>250</td><td>300</td></tr><tr><td rowspan="4">Asphalt Mixtures at Project (Measured in Truck When Discharging)</td><td>PG 64-22 HMA</td><td>230</td><td>330</td></tr><tr><td>PG 76-22 HMA</td><td>300</td><td>350</td></tr><tr><td>PG 64-22 WMA</td><td>210</td><td>275</td></tr><tr><td>PG 76-22 WMA</td><td>240</td><td>300</td></tr></table>	MIXING AND LAYING TEMPERATURES (°F)				Material		Minimum	Maximum	Aggregates		240	330	Aggregates used with Recycled Asphalt Pavement (RAP)		240	—	Asphalt Binders	PG 64-22	230	330	PG 76-22	285	350	Asphalt Mixtures at Plant (Measured in Truck)	PG 64-22 HMA	250	330	PG 76-22 HMA	310	350	PG 64-22 WMA	230	275	PG 76-22 WMA	250	300	Asphalt Mixtures at Project (Measured in Truck When Discharging)	PG 64-22 HMA	230	330	PG 76-22 HMA	300	350	PG 64-22 WMA	210	275	PG 76-22 WMA	240	300
MIXING AND LAYING TEMPERATURES (°F)																																																		
Material		Minimum	Maximum																																															
Aggregates		240	330																																															
Aggregates used with Recycled Asphalt Pavement (RAP)		240	—																																															
Asphalt Binders	PG 64-22	230	330																																															
	PG 76-22	285	350																																															
Asphalt Mixtures at Plant (Measured in Truck)	PG 64-22 HMA	250	330																																															
	PG 76-22 HMA	310	350																																															
	PG 64-22 WMA	230	275																																															
	PG 76-22 WMA	250	300																																															
Asphalt Mixtures at Project (Measured in Truck When Discharging)	PG 64-22 HMA	230	330																																															
	PG 76-22 HMA	300	350																																															
	PG 64-22 WMA	210	275																																															
	PG 76-22 WMA	240	300																																															
<b>SUBSECTION:</b> <b>REVISION:</b>	402.01 Description. Replace the paragraph with the following:  Provide the process control and acceptance testing of all classes and types of asphalt mixtures which may be furnished either as hot mix asphalt (HMA) or warm mix asphalt (WMA) produced with water injection systems.																																																	
<b>SUBSECTION:</b> <b>REVISION:</b>	402.01.01 Warm Mix Asphalt (WMA) Evaluation and Approval. Add the following subsection:  402.01.01 Warm Mix Asphalt (WMA) Evaluation and Approval. The Department will evaluate trial production of WMA by use of a water injection system provided the system is installed according to the manufacturer’s requirements and satisfies the requirements of Section 401. Evaluation will include production and placement of WMA to demonstrate adequate mixture quality including volumetric properties and density by Option A as specified in Subsection 402.03.02 D). Do not place WMA for evaluation on Department projects. Provided production and placement operations satisfy the applicable quality levels, the Department will approve WMA production on Department projects using the water injection system as installed on the specific asphalt mixing plant evaluated.																																																	
<b>SUBSECTION:</b> <b>REVISION:</b>	402.05.02 Asphalt Mixtures and Mixtures With RAP. Replace Subsection Title as below:  402.05.02 Asphalt Mixtures, HMA and WMA, Including Mixtures With RAP.																																																	
<b>SUBSECTION:</b> <b>REVISION:</b>	402.05.02 Asphalt Mixtures, HMA and WMA, Including Mixtures With RAP. Replace the paragraph with the following:  The Department will pay for the mixture at the Contract unit bid price and apply a Lot Pay Adjustment for each lot placed based on the degree of compliance with the specified tolerances. Using the appropriate Lot Pay Adjustment Schedule, the Department will assign a pay value for the applicable properties within each subplot and average the subplot pay values to determine the pay value for a given property for each lot. The Department will apply the Lot Pay Adjustment for each lot to a defined unit price of \$50.00 per ton. The Department will calculate the Lot Pay Adjustment using all possible incentives and disincentives but will not allow the overall pay value for a lot to exceed 1.00.																																																	

**Supplemental Specifications to The Standard Specifications  
for Road and Bridge Construction, 2008 Edition**  
(Effective with the July15, 2011 Letting)

<b>SUBSECTION:</b> <b>PART:</b> <b>REVISION:</b>	402.05.02 Asphalt Mixtures, HMA and WMA, Including Mixtures With RAP. C) Conventional and RAP Mixtures Placed on Shoulders. Replace Title and Text with the following:  C) HMA, WMA and RAP Mixtures Placed on Shoulders or Placed as Asphalt Pavement Wedge.  1) Placed monolithically with the Mainline – Width of 4 feet or less. The Department will pay as mainline mixture. 2) Placed monolithically with the Mainline – Width of greater than 4 feet. The Department will pay as mainline mixture but use 1.00 for the Lane and Joint Density Pay Value for shoulder or Asphalt Pavement Wedge quantities. 3) Placed Separately. The Department will use 1.00 for the Lane and Joint Density Pay Value.												
<b>SUBSECTION:</b> <b>PART:</b> <b>REVISION:</b>	402.05.02 Asphalt Mixtures, HMA and WMA, Including Mixtures With RAP. D) Conventional and RAP Mixtures Placed Monolithically as Asphalt Pavement Wedge. Replace the title with the following: D) HMA, WMA, and RAP Mixtures Placed Monolithically as Asphalt Pavement Wedge.  Delete the following: D) HMA, WMA, and RAP Mixtures Placed Monolithically as Asphalt Pavement Wedge. The Department will pay as mainline mixture but use a 1.00 pay value for all properties.												
<b>SUBSECTION:</b> <b>PART:</b> <b>REVISION:</b>	402.05.02 Asphalt Mixtures for Temporary Pavement. E) Asphalt Mixtures for Temporary Pavement. Replace E) Asphalt Mixtures for Temporary Pavement with the following:  D) Asphalt Mixtures for Temporary Pavement.												
<b>SUBSECTION:</b> <b>PART:</b> <b>TABLES:</b> <b>REVISION:</b>	402.05.02 Asphalt Mixtures, HMA and WMA, Including Mixtures With RAP. Lot Pay Adjustment Schedule, Compaction Option A, Base and Binder Mixtures VMA Replace the VMA table with the following: <table><tr><th colspan="2">VMA</th></tr><tr><th>Pay Value</th><th>Deviation From Minimum</th></tr><tr><td>1.00</td><td>≥ min. VMA</td></tr><tr><td>0.95</td><td>0.1-0.5 below min.</td></tr><tr><td>0.90</td><td>0.6-1 0 below min.</td></tr><tr><td>(1)</td><td>&gt; 1.0 below min.</td></tr></table>	VMA		Pay Value	Deviation From Minimum	1.00	≥ min. VMA	0.95	0.1-0.5 below min.	0.90	0.6-1 0 below min.	(1)	> 1.0 below min.
VMA													
Pay Value	Deviation From Minimum												
1.00	≥ min. VMA												
0.95	0.1-0.5 below min.												
0.90	0.6-1 0 below min.												
(1)	> 1.0 below min.												
<b>SUBSECTION:</b> <b>PART:</b> <b>TABLES:</b> <b>REVISION:</b>	402.05.02 Asphalt Mixtures, HMA and WMA, Including Mixtures With RAP. Lot Pay Adjustment Schedule, Compaction Option A, Surface Mixtures VMA Replace the VMA table with the following: <table><tr><th colspan="2">VMA</th></tr><tr><th>Pay Value</th><th>Deviation From Minimum</th></tr><tr><td>1.00</td><td>≥ min. VMA</td></tr><tr><td>0.95</td><td>0.1-0.5 below min.</td></tr><tr><td>0.90</td><td>0.6-1.0 below min.</td></tr><tr><td>(1)</td><td>&gt; 1.0 below min.</td></tr></table>	VMA		Pay Value	Deviation From Minimum	1.00	≥ min. VMA	0.95	0.1-0.5 below min.	0.90	0.6-1.0 below min.	(1)	> 1.0 below min.
VMA													
Pay Value	Deviation From Minimum												
1.00	≥ min. VMA												
0.95	0.1-0.5 below min.												
0.90	0.6-1.0 below min.												
(1)	> 1.0 below min.												



**Supplemental Specifications to The Standard Specifications  
for Road and Bridge Construction, 2008 Edition**  
(Effective with the July 15, 2011 Letting)

<b>SUBSECTION:</b> <b>PART:</b> <b>TABLE:</b> <b>REVISION:</b>	402.05.02 Asphalt Mixtures, HMA and WMA, Including Mixtures With RAP. Lot Pay Adjustment Schedule, Compaction Option B Mixtures VMA Replace the VMA table with the following: <div><table><tr><th colspan="2">VMA</th></tr><tr><th>Pay Value</th><th>Deviation From Minimum</th></tr><tr><td>1.00</td><td>≥min. VMA</td></tr><tr><td>0.95</td><td>0 1-0.5 bel w min.</td></tr><tr><td>0.9</td><td>0.6-1.0 below min.</td></tr><tr><td>(2)</td><td>&gt; 1.0 below min.</td></tr></table></div>	VMA		Pay Value	Deviation From Minimum	1.00	≥min. VMA	0.95	0 1-0.5 bel w min.	0.9	0.6-1.0 below min.	(2)	> 1.0 below min.													
VMA																										
Pay Value	Deviation From Minimum																									
1.00	≥min. VMA																									
0.95	0 1-0.5 bel w min.																									
0.9	0.6-1.0 below min.																									
(2)	> 1.0 below min.																									
<b>SUBSECTION:</b> <b>PART:</b> <b>NUMBER:</b> <b>REVISION:</b>	403.03.03 Preparation of Mixture. C) Mix Design Criteria. 1) Preliminary Mix Design. Replace the last two sentences of the paragraph and table with the following:  Complete the volumetric mix design at the appropriate number of gyrations as given in the table below for the number of 20-year ESAL's. The Department will define the relationship between ESAL classes, as given in the bid items for Superpave mixtures, and 20-year ESAL ranges as follows: <div><table><tr><th colspan="2"></th><th colspan="3">Number of Gyrations</th></tr><tr><th>Class</th><th>ESAL's (millions)</th><th>N<sub>initial</sub></th><th>N<sub>design</sub></th><th>N<sub>max</sub></th></tr><tr><td>2</td><td>&lt; 3.0</td><td>6</td><td>50</td><td>75</td></tr><tr><td>3</td><td>3.0 to &lt; 30.0</td><td>7</td><td>75</td><td>115</td></tr><tr><td>4</td><td>≥ 30.0</td><td>8</td><td>100</td><td>160</td></tr></table></div>			Number of Gyrations			Class	ESAL's (millions)	N <sub>initial</sub>	N <sub>design</sub>	N <sub>max</sub>	2	< 3.0	6	50	75	3	3.0 to < 30.0	7	75	115	4	≥ 30.0	8	100	160
		Number of Gyrations																								
Class	ESAL's (millions)	N <sub>initial</sub>	N <sub>design</sub>	N <sub>max</sub>																						
2	< 3.0	6	50	75																						
3	3.0 to < 30.0	7	75	115																						
4	≥ 30.0	8	100	160																						
<b>SUBSECTION:</b> <b>PART:</b> <b>REVISION:</b>	403.03.09 Leveling and Wedging, and Scratch Course. A) Leveling and Wedging. Replace the first sentence of the first paragraph with the following:  Conform to the gradation requirements (control points) of AASHTO M 323 for base, binder, or surface as the Engineer directs.																									
<b>SUBSECTION:</b> <b>PART:</b> <b>REVISION:</b>	403.03.09 Leveling and Wedging, and Scratch Course. B) Scratch Course. Replace the second sentence of the first paragraph with the following:  Conform to the gradation requirements (control points) of AASHTO M 323 for base, binder, or surface as the Engineer directs.																									
<b>SUBSECTION:</b> <b>REVISION:</b>	407.01 DESCRIPTION. Replace the first sentence of the paragraph with the following:  Construct a pavement wedge composed of a hot-mixed or warm-mixed asphalt mixture.																									
<b>SUBSECTION:</b> <b>REVISION:</b>	409.01 DESCRIPTION. Replace the first sentence of the paragraph with the following:  Use reclaimed asphalt pavement (RAP) from Department projects or other approved sources in hot mix asphalt (HMA) or warm mix asphalt (WMA) provided mixture requirements are satisfied.																									
<b>SUBSECTION:</b> <b>REVISION:</b>	410.01 DESCRIPTION. Delete the second sentence of the paragraph.																									

**Supplemental Specifications to The Standard Specifications  
for Road and Bridge Construction, 2008 Edition**  
(Effective with the July15, 2011 Letting)

<b>SUBSECTION:</b> <b>REVISION:</b>	410.03.01 Corrective Work. Replace the last sentence of the paragraph with the following:  Provide a final surface comparable to the adjacent pavement that does not require corrective work in respect to texture, appearance, and skid resistance.														
<b>SUBSECTION:</b> <b>PART:</b> <b>NUMBER:</b> <b>REVISION:</b>	410.03.02 Ride Quality. B) Requirements. 1) Category A. Replace the last sentence of the first paragraph with the following:  At the Department’s discretion, a pay deduction of \$1200 per 0.1-lane-mile section may be applied in lieu of corrective work.														
<b>SUBSECTION:</b> <b>PART:</b> <b>NUMBER:</b> <b>REVISION:</b>	410.03.02 Ride Quality. B) Requirements. 2) Category B. Replace the second and third sentence of the first paragraph with the following:  When the IRI is greater than 90 for a 0.1-mile section, perform corrective work, or remove and replace the pavement to achieve the specified IRI. At the Department’s discretion, a pay deduction of \$750 per 0.1-lane-mile section may be applied in lieu of corrective work.														
<b>SUBSECTION:</b> <b>REVISION:</b>	410.05 PAYMENT. Add the following sentence to the end of the first paragraph:  The sum of the pay value adjustments for ride quality shall not exceed \$0 for the project as a whole.														
<b>SUBSECTION:</b> <b>REVISION:</b>	413.05.02 CL3 SMA BASE 1.00D PG76-22. Insert the following sentence between the first and second sentence of the first paragraph:  The Department will calculate the Lot Pay Adjustment using all possible incentives and disincentives but will not allow the overall pay value for a lot to exceed 1.00.														
<b>SUBSECTION:</b> <b>TABLE:</b> <b>REVISION:</b>	413.05.02 CL3 SMA BASE 1.00D PG 76-22. JOINT DENSITY TABLE Replace the joint density table with the following: <table><tr><th colspan="2">LANE DENSITY</th></tr><tr><th>Pay Value</th><th>Test Result (%)</th></tr><tr><td>1.05</td><td>95.0-96.5</td></tr><tr><td>1.00</td><td>93.0-94.9</td></tr><tr><td>0.95</td><td>92.0-92.9 or 96.6-97.0</td></tr><tr><td>0.90</td><td>91.0-91.9 or 97.1-97.5</td></tr><tr><td>(1)</td><td>&lt; 91.0 or &gt; 97.5</td></tr></table>	LANE DENSITY		Pay Value	Test Result (%)	1.05	95.0-96.5	1.00	93.0-94.9	0.95	92.0-92.9 or 96.6-97.0	0.90	91.0-91.9 or 97.1-97.5	(1)	< 91.0 or > 97.5
LANE DENSITY															
Pay Value	Test Result (%)														
1.05	95.0-96.5														
1.00	93.0-94.9														
0.95	92.0-92.9 or 96.6-97.0														
0.90	91.0-91.9 or 97.1-97.5														
(1)	< 91.0 or > 97.5														
<b>SUBSECTION:</b> <b>REVISION:</b>	413.05.03 CL3 SMA SURF 0.50A PG76-22 and CL3 SMA SURF 0.38A PG76-22. Insert the following sentence between the first and second sentence of the first paragraph:  The Department will calculate the Lot Pay Adjustment using all possible incentives and disincentives but will not allow the overall pay value for a lot to exceed 1.00.														

**Supplemental Specifications to The Standard Specifications  
for Road and Bridge Construction, 2008 Edition**  
(Effective with the July15, 2011 Letting)

<b>SUBSECTION:</b> <b>TABLE:</b> <b>REVISION:</b>	413.05.03 CL3 SMA SURF 0.50A PG76-22 and CL3 SMA SURF 0.38A PG76-22. JOINT DENSITY TABLE Replace the joint density table with the following: <table><tr><th colspan="3">DENSITY</th></tr><tr><th>Pay Value</th><th>Lane Density Test Result (%)</th><th>Joint Density Test Result (%)</th></tr><tr><td>1.05</td><td>95.0-96.5</td><td>92.0-96.0</td></tr><tr><td>1.00</td><td>93.0-94.9</td><td>90.0-91.9</td></tr><tr><td>0.95</td><td>92.0-92.9 or 96.6-97.0</td><td>89.0-89.9 or 96.1-96.5</td></tr><tr><td>0.90</td><td>91.0-91.9 or 97.1-97.5</td><td>88.0-88.9 or 96.6-97.0</td></tr><tr><td>0.75</td><td>----</td><td>&lt; 88.0 or &gt; 97.0</td></tr><tr><td>(1)</td><td>&lt; 91.0 or &gt; 97.5</td><td>----</td></tr></table>	DENSITY			Pay Value	Lane Density Test Result (%)	Joint Density Test Result (%)	1.05	95.0-96.5	92.0-96.0	1.00	93.0-94.9	90.0-91.9	0.95	92.0-92.9 or 96.6-97.0	89.0-89.9 or 96.1-96.5	0.90	91.0-91.9 or 97.1-97.5	88.0-88.9 or 96.6-97.0	0.75	----	< 88.0 or > 97.0	(1)	< 91.0 or > 97.5	----
DENSITY																									
Pay Value	Lane Density Test Result (%)	Joint Density Test Result (%)																							
1.05	95.0-96.5	92.0-96.0																							
1.00	93.0-94.9	90.0-91.9																							
0.95	92.0-92.9 or 96.6-97.0	89.0-89.9 or 96.1-96.5																							
0.90	91.0-91.9 or 97.1-97.5	88.0-88.9 or 96.6-97.0																							
0.75	----	< 88.0 or > 97.0																							
(1)	< 91.0 or > 97.5	----																							
<b>SUBSECTION:</b> <b>REVISION:</b>	501.05.02 Ride Quality. Add the following sentence to the end of the first paragraph:  The sum of the pay value adjustments for the ride quality shall not exceed \$0 for the project as a whole.																								
<b>SUBSECTION:</b> <b>REVISION:</b>	505.03.04 Detectable Warnings. Replace the first sentence with the following:  Install detectable warning pavers at all sidewalk ramps and on all commercial entrances according to the Standard Drawings.																								
<b>SUBSECTION:</b> <b>REVISION:</b>	505.04.04 Detectable Warnings. Replace the paragraph with the following:  The Department will measure the quantity in square feet. All retrofit applications for maintenance projects will require the removal of existing sidewalks to meet the requirements of the standard drawings applicable to the project. The cost associated with the removal of the existing sidewalk will be incidental to the detectable warnings bid item or incidental to the bid item for the construction of the concrete sidewalk unless otherwise noted.																								
<b>SUBSECTION:</b> <b>REVISION:</b>	505.05 PAYMENT. Add the following to the bid item table: <table><tr><td><u>Code</u></td><td><u>Pay Item</u></td><td><u>Pay Unit</u></td></tr><tr><td>23158ES505</td><td>Detectable Warnings</td><td>Square Foot</td></tr></table>	<u>Code</u>	<u>Pay Item</u>	<u>Pay Unit</u>	23158ES505	Detectable Warnings	Square Foot																		
<u>Code</u>	<u>Pay Item</u>	<u>Pay Unit</u>																							
23158ES505	Detectable Warnings	Square Foot																							
<b>SUBSECTION:</b> <b>REVISION:</b>	509.01 DESCRIPTION. Replace the second paragraph with the following:  The Department may allow the use of similar units that conform to the National Cooperative Highway Research Program (NCHRP) 350 Test Level 3 (TL-3) requirements and the typical features depicted by the Standard Drawings. Obtain the Engineers approval prior to use. Ensure the barrier wall shape, length, material, drain slot dimensions and locations typical features are met and the reported maximum deflection is 3 feet or less from the NCHRP 350 TL-3 for Test 3 – 11 (pickup truck impacting at 60 mph at a 25-degree angle.)																								

**Supplemental Specifications to The Standard Specifications  
for Road and Bridge Construction, 2008 Edition**  
(Effective with the July15, 2011 Letting)

<b>SUBSECTION:</b> <b>REVISION:</b>	601.03.02 Concrete Producer Responsibilities. Replace the first sentence with the following:  Obtain the concrete from producers that are in compliance with KM 64-323 and on the Department’s List of Approved Materials.  Add the following to the first paragraph:  If a concrete plant becomes unqualified during a project and there are no other qualified plants in the region, the Department will provide qualified personnel to witness and ensure the producer follows the required specifications. The Department will assess the Contractor a \$100 per hour charge for this service.
<b>SUBSECTION:</b> <b>PART:</b> <b>REVISION:</b>	601.03.02 Concrete Producer Responsibilities. B) Certified Personnel. Replace the second sentence with the following:  Ensure that the concrete technicians are certified as ACI Level I (Level I) and KRMCA Level II (Level II).
<b>SUBSECTION:</b> <b>PART:</b> <b>REVISION:</b>	601.03.02 Concrete Producer Responsibilities. C) Quality Control. Replace the second sentence with the following:  Ensure that the Level II concrete technician is present when work is in progress and is responsible for inspecting trucks, batch weight calculations, monitoring batching, making mixture adjustments, reviewing the slump, air content, unit weight, temperature, and aggregate tests, all to provide conforming concrete to the project.
<b>SUBSECTION:</b> <b>PART:</b> <b>REVISION:</b>	601.03.02 Concrete Producer Responsibilities. D) Producer Testing. Replace with the following:  When producing for state work, have a Qualified Concrete Aggregate Technician or KYTC Qualified Aggregate Technician perform, at a minimum, weekly gradations and minus 200 wash tests and daily moisture contents of coarse and fine aggregate (Fine aggregates will not require a minus 200 wash test). Using the daily moisture contents, adjust the approved mix design accordingly prior to production. Ensure that the Level II concrete technician is present when work is in progress and is responsible for inspecting trucks, batch weight calculations, monitoring batching, making mixture adjustments, reviewing the slump, air content, unit weight, temperature, and aggregate tests, all to provide conforming concrete to the project.
<b>SUBSECTION:</b> <b>PART:</b> <b>REVISION:</b>	601.03.02 Concrete Producer Responsibilities. E) Trip Tickets. Replace the second sentence with the following:  Include on the trip ticket the Sample ID for the approved mix design and a statement certifying that the data on the ticket is correct and that the mixture conforms to the mix design.
<b>SUBSECTION:</b> <b>PART:</b> <b>NUMBER:</b> <b>REVISION:</b>	601.03.03 Proportioning and Requirements. C) Mixtures Using Type IP, IS, and I(SM) Cement or Mineral Admixtures 2) Mineral Admixtures. Replace the second sentence with the following:  Reduction of the total cement content by a combination of mineral admixtures will be allowed, up to a maximum of 40 percent.

**Supplemental Specifications to The Standard Specifications  
for Road and Bridge Construction, 2008 Edition**  
(Effective with the July15, 2011 Letting)

<b>SUBSECTION:</b> <b>PART:</b> <b>NUMBER:</b> <b>LETTER:</b> <b>REVISION:</b>	601.03.03 Proportioning and Requirements. C) Mixtures Using Type IP, IS, and I(SM) Cement or Mineral Admixtures 2) Mineral Admixtures. a) Fly Ash. Delete the last sentence of the third paragraph.
<b>SUBSECTION:</b> <b>PART:</b> <b>NUMBER:</b> <b>LETTER:</b> <b>REVISION:</b>	601.03.03 Proportioning and Requirements. C) Mixtures Using Type IP, IS, and I(SM) Cement or Mineral Admixtures 2) Mineral Admixtures. b) Ground Granulated Blast Furnace Slag (GGBF Slag). Delete the second sentence of the third paragraph.
<b>SUBSECTION:</b> <b>PART:</b> <b>REVISION:</b>	601.03.03 Proportioning and Requirements. E) Measuring. Add the following sentence:  Conform to the individual ingredient material batching tolerances in Appendix A.
<b>SUBSECTION:</b> <b>PART:</b> <b>REVISION:</b>	601.03.09 Placing Concrete. A) General. Replace the last sentence of the fourth paragraph with the following:  Do not use aluminum or aluminum alloy troughs, pipes, or chutes that have surface damage or for lengths greater than 20 feet.  Replace the second sentence of the fifth paragraph with the following:  When pumping, equip the delivery pipe with a nozzle, having a minimum of 2 right angles, at the discharge end. Alternate nozzles or restriction devices may be allowed with prior approval by the Engineer.
<b>SUBSECTION:</b> <b>REVISION:</b>	605.02.05 Forms. Delete the last sentence.
<b>SUBSECTION:</b> <b>REVISION:</b>	605.03.04 Tack Welding. Replace with the following:  The Department does not allow tack welding.
<b>SUBSECTION:</b> <b>REVISION:</b>	606.02.11 Coarse Aggregate. Replace with the following:  Conform to Section 805, size No. 8 or 9-M.
<b>SUBSECTION:</b> <b>PART:</b> <b>REVISION:</b>	609.03.04 Expansion and Fixed Joints. D) Preformed Neoprene Joint Seals. Replace the last sentence of paragraph seven with the following:  Field splices will not be allowed during partial width construction. It is Contractor's responsibility to determine and install the length of seal required for the joint to barrier wall as per the standard drawing.
<b>SUBSECTION:</b> <b>REVISION:</b>	609.03.09 Finish with Burlap Drag. Delete the entire section.
<b>SUBSECTION:</b> <b>REVISION:</b>	609.04.06 Joint Sealing. Replace Subsection 601.04 with the following:  Subsection 606.04.08.

**Supplemental Specifications to The Standard Specifications  
for Road and Bridge Construction, 2008 Edition**  
(Effective with the July15, 2011 Letting)

<b>SUBSECTION: REVISION:</b>	609.05 Payment. Replace the Pay Unit for Joint Sealing with the following:  See Subsection 606.05.
<b>SUBSECTION: REVISION:</b>	701.03.06 Initial Backfill. Replace the first sentence of the last paragraph with the following:  When the Contract specifies, perform quality control testing to verify compaction according to KM 64-512.
<b>SUBSECTION: REVISION:</b>	<p>701.03.08 Testing of Pipe. Replace and rename the subsection with the following:</p> <p><b>701.03.08 Inspection of Pipe.</b> The engineer will visually inspect all pipe. The Department will require camera/video inspection on a minimum of 50 percent of the linear feet of all installed pipe structures. Conduct camera/video inspection according to KM 64-114. The pipe to be installed under pavement will be selected first. If the total linear feet of pipe under pavement is less than 50 percent of the linear feet of all pipe installed, the Engineer will randomly select installations from the remaining pipe structures on the project to provide for the minimum inspection requirement. The pipe will be selected in complete runs (junction-junction or headwall-headwall) until the total linear feet of pipe to be inspected is at least 50 percent of the total linear feet of all installed pipe on the project.</p> <p>Unless the Engineer directs otherwise, schedule the inspections no sooner than 30 days after completing the installation and completion of earthwork to within 1 foot of the finished subgrade. When final surfacing conflicts with the 30-day minimum, conduct the inspections prior to placement of the final surface. The contractor must ensure that all pipe are free and clear of any debris so that a complete inspection is possible.</p> <p>Notify the Engineer immediately if distresses or locations of improper installation are discovered. When camera testing shows distresses or improper installation in the installed pipe, the Engineer may require additional sections to be tested. Provide the video and report to the Engineer when testing is complete in accordance with KM 64-114.</p> <p>Pipes that exhibit distress or signs of improper installation may necessitate repair or removal as the Engineer directs. These signs include, but are not limited to: deflection, cracking, joint separation, sagging or other interior damage. If corrugated metal or thermoplastic pipes exceed the deflection and installation thresholds indicated in the table below, provide the Department with an evaluation of each location conducted by a Professional Engineer addressing the severity of the deflection, structural integrity, environmental conditions, design service life, and an evaluation of the factor of safety using Section 12, “Buried Structures and Tunnel Liners,” of the AASHTO LRFD Bridge Design Specifications. Based on the evaluation, the Department may allow the pipe to remain in place at a reduced unit price as shown in the table below. Provide 5 business days for the Department to review the evaluation. When the pipe shows deflection of 10 percent or greater, remove and replace the pipe. When the camera/video or laser inspection results are called into question, the Department may require direct measurements or mandrel testing.</p> <p>The Cabinet may elect to conduct Quality Assurance verifications of any pipe inspections.</p>
<b>SUBSECTION: REVISION:</b>	<p>701.04.07 Testing. Replace and rename the subsection with the following:</p> <p><b>701.04.07 Pipeline Video Inspection.</b> The Department will measure the quantity in linear feet along the pipe invert of the structure inspected. When inspection above the specified 50 percent is performed due to a disagreement or suspicion of additional distresses and the Department is found in error, the Department will measure the quantity as Extra Work according to Subsection 104.03. However, if additional distresses or non-conformance is found, the Department will not measure the additional inspection for payment.</p>

**Supplemental Specifications to The Standard Specifications  
for Road and Bridge Construction, 2008 Edition**  
(Effective with the July15, 2011 Letting)

<b>SUBSECTION:</b> <b>REVISION:</b>	701.05 PAYMENT Add the following pay item to the list of pay items: <table><tr><td><u>Code</u></td><td><u>Pay Item</u></td><td><u>Pay Unit</u></td></tr><tr><td>23131ER701</td><td>Pipeline Video Inspection</td><td>Linear Foot</td></tr></table>	<u>Code</u>	<u>Pay Item</u>	<u>Pay Unit</u>	23131ER701	Pipeline Video Inspection	Linear Foot						
<u>Code</u>	<u>Pay Item</u>	<u>Pay Unit</u>											
23131ER701	Pipeline Video Inspection	Linear Foot											
<b>SUBSECTION:</b> <b>TABLE:</b> <b>REVISION:</b>	701.05 PAYMENT PIPE DEFLECTION DETERMINED BY CAMERA TESTING Replace this table with the following table and note: <table><tr><th colspan="2">PIPE DEFLECTION</th></tr><tr><th>Amount of Deflection (%)</th><th>Payment</th></tr><tr><td>0.0 to 5.0</td><td>100% of the Unit Bid Price</td></tr><tr><td>5.1 to 9.9</td><td>50% of the Unit Bid Price <sup>(1)</sup></td></tr><tr><td>10 or greater</td><td>Remove and Replace</td></tr></table> <p>(1) Provide Structural Analysis as indicated above. Based on the structural analysis, pipe may be allowed to remain in place at the reduced unit price.</p>	PIPE DEFLECTION		Amount of Deflection (%)	Payment	0.0 to 5.0	100% of the Unit Bid Price	5.1 to 9.9	50% of the Unit Bid Price <sup>(1)</sup>	10 or greater	Remove and Replace		
PIPE DEFLECTION													
Amount of Deflection (%)	Payment												
0.0 to 5.0	100% of the Unit Bid Price												
5.1 to 9.9	50% of the Unit Bid Price <sup>(1)</sup>												
10 or greater	Remove and Replace												
<b>SUBSECTION:</b> <b>TABLE:</b> <b>REVISION:</b>	701.05 PAYMENT PIPE DEFLECTION DETERMINED BY MANDREL TESTING Delete this table.												
<b>SUBSECTION:</b> <b>REVISION:</b>	713.02.01 Paint. Replace with the following:  Conform to Section 842 and Section 846.												
<b>SUBSECTION:</b> <b>REVISION:</b>	713.03 CONSTRUCTION. Replace the first sentence of the second paragraph with the following:  On interstates and parkways, and other routes approved by the State Highway Engineer, install pavement striping that is 6 inches in width.												
<b>SUBSECTION:</b> <b>REVISION:</b>	713.03.03 Paint Application. Replace the second paragraph with the following table: <table><tr><th>Material</th><th>Paint Application Rate</th><th>Glass Beads Application Rate</th></tr><tr><td>4 inch waterborne paint</td><td>Min. of 16.5 gallons/mile</td><td>Min. of 6 pounds/gallon</td></tr><tr><td>6 inch waterborne paint</td><td>Min. of 24.8 gallons/mile</td><td>Min. of 6 pounds/gallon</td></tr><tr><td>6 inch durable waterborne paint</td><td>Min. of 36 gallons/mile</td><td>Min. of 6 pounds/gallon</td></tr></table>	Material	Paint Application Rate	Glass Beads Application Rate	4 inch waterborne paint	Min. of 16.5 gallons/mile	Min. of 6 pounds/gallon	6 inch waterborne paint	Min. of 24.8 gallons/mile	Min. of 6 pounds/gallon	6 inch durable waterborne paint	Min. of 36 gallons/mile	Min. of 6 pounds/gallon
Material	Paint Application Rate	Glass Beads Application Rate											
4 inch waterborne paint	Min. of 16.5 gallons/mile	Min. of 6 pounds/gallon											
6 inch waterborne paint	Min. of 24.8 gallons/mile	Min. of 6 pounds/gallon											
6 inch durable waterborne paint	Min. of 36 gallons/mile	Min. of 6 pounds/gallon											
<b>SUBSECTION:</b> <b>REVISION:</b>	713.03.04 Marking Removal. Replace the last sentence of the paragraph with the following:  Vacuum all marking material and removal debris concurrently with the marking removal operation.												
<b>SUBSECTION:</b> <b>REVISION:</b>	713.05 PAYMENT. Insert the following codes and pay items below the Pavement Striping – Permanent Paint: <table><tr><td>Code</td><td>Pay Item</td><td>Pay Unit</td></tr><tr><td>24189ER</td><td>Durable Waterborne Marking – 6 IN W</td><td>Linear Foot</td></tr><tr><td>24190ER</td><td>Durable Waterborne Marking – 6 IN Y</td><td>Linear Foot</td></tr><tr><td>24191ER</td><td>Durable Waterborne Marking – 12 IN W</td><td>Linear Foot</td></tr></table>	Code	Pay Item	Pay Unit	24189ER	Durable Waterborne Marking – 6 IN W	Linear Foot	24190ER	Durable Waterborne Marking – 6 IN Y	Linear Foot	24191ER	Durable Waterborne Marking – 12 IN W	Linear Foot
Code	Pay Item	Pay Unit											
24189ER	Durable Waterborne Marking – 6 IN W	Linear Foot											
24190ER	Durable Waterborne Marking – 6 IN Y	Linear Foot											
24191ER	Durable Waterborne Marking – 12 IN W	Linear Foot											



**Supplemental Specifications to The Standard Specifications  
for Road and Bridge Construction, 2008 Edition**  
(Effective with the July15, 2011 Letting)

<b>SUBSECTION: REVISION:</b>	714.03 CONSTRUCTION. Insert the following paragraph at the end of the third paragraph:  Use Type I Tape for markings on bridge decks, JPC pavement and JPC intersections. Thermoplastic should only be used for markings on asphalt pavement.
<b>SUBSECTION: REVISION:</b>	714.03.07 Marking Removal. Replace the third sentence of the paragraph with the following:  Vacuum all marking material and removal debris concurrently with the marking removal operation.
<b>SUBSECTION: REVISION:</b>	716.01 DESCRIPTION. Insert the following after the first sentence:  Energize lighting as soon as it is fully functional and ready for inspection. Ensure that lighting remains operational until the Division of Traffic Operations has provided written acceptance of the electrical work.
<b>SUBSECTION: REVISION:</b>	716.02.01 Roadway Lighting Materials. Replace the last two sentences of the paragraph with the following:  Submit for material approval an electronic file of descriptive literature, drawings, and any requested design data to the Division of Traffic Operations. Do not begin work until shop drawings are approved. Notify the Engineer when submitting any information to the Division of Traffic Operations. Do not make substitutions for approved materials without written permission as described above.
<b>SECTION: REVISION:</b>	717 – THERMOPLASTIC INTERSECTION MARKINGS. Replace the section name with the following:  INTERSECTION MARKINGS.
<b>SUBSECTION: REVISION:</b>	717.01 DESCRIPTION: Replace the paragraph with the following:  Furnish and install thermoplastic or Type I tape intersection markings (Stop Bars, Crosswalks, Turn Arrows, etc.) Thermoplastic markings may be installed by either a machine applied, screed extrusion process or by applying preformed thermoplastic intersection marking material.
<b>SUBSECTION: REVISION:</b>	717.02 MATERIALS AND EQUIPMENT. Insert the following subsection:  717.02.06 Type I Tape. Conform to Section 836.
<b>SUBSECTION: REVISION:</b>	717.03.03 Application. Insert the following part to the subsection:  B) Type I Tape Intersection Markings. Apply according to the manufacturer’s recommendations. Cut all tape at pavement joints when applied to concrete surfaces.



**Supplemental Specifications to The Standard Specifications  
for Road and Bridge Construction, 2008 Edition**  
(Effective with the July15, 2011 Letting)

<b>SUBSECTION:</b> <b>PART:</b> <b>REVISION:</b>	717.03.05 Proving Period. A) Requirements. Insert the following to this section:  2) Type I Tape. During the proving period, ensure that the pavement marking material shows no signs of failure due to blistering, excessive cracking, bleeding, staining, discoloration, oil content of the pavement materials, drippings, chipping, spalling, poor adhesion to the pavement, loss of retroreflectivity, vehicular damage, and normal wear. Type I Tape is manufactured off site and warranted by the manufacturer to meet certain retroreflective requirements. As long as the material is adequately bonded to the surface and shows no signs of failure due to the other items listed in Subsection 714.03.06 A) 1), retroreflectivity readings will not be required. In the absence of readings, the Department will accept tape based on a nighttime visual observation.																																							
<b>SUBSECTION:</b> <b>REVISION:</b>	717.03.06 Marking Removal. Replace the third sentence of the paragraph with the following:  Vacuum all marking material and removal debris concurrently with the marking removal operation.																																							
<b>SUBSECTION:</b> <b>REVISION:</b>	717.05 PAYMENT. Insert the following bid item codes: <table><tr><td><u>Code</u></td><td><u>Pay Unit</u></td><td><u>Pay Item</u></td></tr><tr><td>06563</td><td>Pave Marking – R/R X Bucks 16 IN</td><td>Linear Foot</td></tr><tr><td>20782NS714</td><td>Pave Marking Thermo – Bike</td><td>Each</td></tr><tr><td>23251ES717, 23264ES717</td><td>Pave Mark TY I Tape X-Walk, Size</td><td>Linear Foot</td></tr><tr><td>23252ES717, 23265ES717</td><td>Pave Mark TY I Tape Stop Bar, Size</td><td>Linear Foot</td></tr><tr><td>23253ES717</td><td>Pave Mark TY I Tape Cross Hatch</td><td>Square Foot</td></tr><tr><td>23254ES717</td><td>Pave Mark TY I Tape Dotted Lane Extension</td><td>Linear Foot</td></tr><tr><td>23255ES717</td><td>Pave Mark TY I Tape Arrow, Type</td><td>Each</td></tr><tr><td>23268ES717-23270ES717</td><td></td><td></td></tr><tr><td>23256ES717</td><td>Pave Mark TY I Tape- ONLY</td><td>Each</td></tr><tr><td>23257ES717</td><td>Pave Mark TY I Tape- SCHOOL</td><td>Each</td></tr><tr><td>23266ES717</td><td>Pave Mark TY 1 Tape R/R X Bucks-16 IN</td><td>Linear Foot</td></tr><tr><td>23267ES717</td><td>Pave Mark TY 1 Tape-Bike</td><td>Each</td></tr></table>	<u>Code</u>	<u>Pay Unit</u>	<u>Pay Item</u>	06563	Pave Marking – R/R X Bucks 16 IN	Linear Foot	20782NS714	Pave Marking Thermo – Bike	Each	23251ES717, 23264ES717	Pave Mark TY I Tape X-Walk, Size	Linear Foot	23252ES717, 23265ES717	Pave Mark TY I Tape Stop Bar, Size	Linear Foot	23253ES717	Pave Mark TY I Tape Cross Hatch	Square Foot	23254ES717	Pave Mark TY I Tape Dotted Lane Extension	Linear Foot	23255ES717	Pave Mark TY I Tape Arrow, Type	Each	23268ES717-23270ES717			23256ES717	Pave Mark TY I Tape- ONLY	Each	23257ES717	Pave Mark TY I Tape- SCHOOL	Each	23266ES717	Pave Mark TY 1 Tape R/R X Bucks-16 IN	Linear Foot	23267ES717	Pave Mark TY 1 Tape-Bike	Each
<u>Code</u>	<u>Pay Unit</u>	<u>Pay Item</u>																																						
06563	Pave Marking – R/R X Bucks 16 IN	Linear Foot																																						
20782NS714	Pave Marking Thermo – Bike	Each																																						
23251ES717, 23264ES717	Pave Mark TY I Tape X-Walk, Size	Linear Foot																																						
23252ES717, 23265ES717	Pave Mark TY I Tape Stop Bar, Size	Linear Foot																																						
23253ES717	Pave Mark TY I Tape Cross Hatch	Square Foot																																						
23254ES717	Pave Mark TY I Tape Dotted Lane Extension	Linear Foot																																						
23255ES717	Pave Mark TY I Tape Arrow, Type	Each																																						
23268ES717-23270ES717																																								
23256ES717	Pave Mark TY I Tape- ONLY	Each																																						
23257ES717	Pave Mark TY I Tape- SCHOOL	Each																																						
23266ES717	Pave Mark TY 1 Tape R/R X Bucks-16 IN	Linear Foot																																						
23267ES717	Pave Mark TY 1 Tape-Bike	Each																																						
<b>SUBSECTION:</b> <b>REVISION:</b>	725.02.02 Type VI Class C & CT. Replace bullet 2) with the following:  2) The SCI100GM System as developed by SCI Products, Inc. of St. Charles, Illinois. For all miscellaneous metal work conform to ASTM A 36 and galvanize according to ASTM A 123. For the SCI100GM fender panels conform to AASHTO 180. Galvanize the SCI100GM fender panels and SCI100GM -beam connectors after fabrication according to ASTM A 123.																																							
<b>SUBSECTION:</b> <b>REVISION:</b>	725.02.04 Type VII Class C. Replace bullet 2) with the following: 2) The SCI100GM System as developed by SCI Products, Inc. of St. Charles, Illinois. For all miscellaneous metal work conform to ASTM A 36 and galvanize according to ASTM A 123. For the SCI100GM fender panels conform to AASHTO 180. Galvanize the SCI100GM fender panels and SCI100GM-beam connectors after fabrication according to ASTM A 123.																																							
<b>SUBSECTION:</b> <b>REVISION:</b>	801.01 REQUIREMENTS. Delete the fourth sentence of the first paragraph and add the following to the second paragraph.  When supplying cement with a SO <sub>3</sub> content above the value in table I of ASTM C 150, include supportive ASTM C 1038 14-day expansion test data for the supplied SO <sub>3</sub> content on the certification.																																							

**Supplemental Specifications to The Standard Specifications  
for Road and Bridge Construction, 2008 Edition**  
(Effective with the July15, 2011 Letting)

<b>SUBSECTION:</b> <b>REVISION:</b>	805.01 GENERAL. Replace the second paragraph with the following:  The Department’s List of Approved Materials includes the Aggregate Source List, the list of Class A and Class B Polish-Resistant Aggregate Sources, and the Concrete Restriction List.
<b>SUBSECTION:</b> <b>REVISION:</b>	805.04 CONCRETE. Delete footnote (1) The permissible lightweight particle content of gravel coarse aggregate for reinforced concrete box culvert sections, concrete pipe, pipe arches, or for use only in concrete that will be permanently protected from freezing by 2 feet or more of cover is 10.0 percent.
<b>SUBSECTION:</b> <b>REVISION:</b>	805.04 CONCRETE. Replace the “AASHTO T 160” reference in first sentence of the third paragraph with “KM 64-629”
<b>SUBSECTION:</b> <b>TABLE:</b> <b>PART:</b> <b>REVISION:</b>	805.15 GRADATION ACCEPTANCE OF NON-SPECIFICATION COARSE AGGREGATE. AGGREGATE SIZE USE Cement Concrete Structures and Incidental Construction Replace “9-M for Waterproofing Overlays” with “8 or 9-M for Waterproofing Overlays”

**Supplemental Specifications to The Standard Specifications  
for Road and Bridge Construction, 2008 Edition**  
(Effective with the July15, 2011 Letting)

**SUBSECTION:** 805.15 GRADATION ACCEPTANCE OF NON-SPECIFICATION COARSE AGGREGATE.  
**REVISION:** Replace the "SIZES OF COARSE AGGREGATES" table in with the following:

SIZES OF COARSE AGGREGATES																		
AMOUNTS FINER THAN EACH LABORATORY SIEVE (SQUARE OPENINGS) PERCENTAGE BY WEIGHT																		
Aggregate Size	Sieve	Nominal <sup>(3)</sup> Maximum Aggregate Size	4 inch	3 1/2 inch	3 inch	2 1/2 inch	2 inch	1 1/2 inch	1 inch	3/4 inch	1/2 inch	3/8 inch	No. 4	No. 8	No. 16	No. 30	No. 100	No. 200
1	3 1/2 inch	100		90-100		25-60		0-15		0-5								
2	2 1/2 inch				100	90-100	35-70	0-15		0-5								
23	2 inch						40-90		0-15		0-5							
3	2 inch					100	90-100	35-70	0-15		0-5							
357	2 inch					100	95-100		35-70		10-30		0-5					
4	1 1/2 inch						100	90-100	20-55	0-15		0-5						
467	1 1/2 inch						100	95-100		35-70		10-30	0-5					
5	1 inch							100	90-100	20-55	0-10	0-5		0-10	0-5			
57	1 inch							100	95-100		25-60			0-10	0-5			
610	1 inch							100	85-100		40-75		15-40					
67	3/4 inch								100	90-100		20-55	0-10	0-5				
68	3/4 inch								100	90-100		30-65	5-25	0-10	0-5			
710	3/4 inch								100	80-100		30-75	0-30					
78	1/2 inch									100	90-100	40-75	5-25	0-10	0-5			
8	3/8 inch										100	85-100	10-30	0-10	0-5			
9-M	3/8 inch										100	75-100	0-25	0-5				
10 <sup>(2)</sup>	No. 4											100	85-100				10-30	
11 <sup>(2)</sup>	No. 4											100	40-90	10-40			0-5	
DENSE GRADED AGGREGATE <sup>(1)</sup>	3/4 inch								100	70-100		50-80	30-65			10-40		4-13
CRUSHED STONE BASE <sup>(1)</sup>	1 1/2 inch					100		90-100		60-95		30-70	15-55			5-20		0-8

<sup>(1)</sup> Gradation performed by wet sieve KM 64-620 or AASHTO T 11/T 27.  
<sup>(2)</sup> Sizes shown for convenience and are not to be considered as coarse aggregates.  
<sup>(3)</sup> Nominal Maximum Size is the largest sieve on the gradation table for an aggregate size on which any material may be retained.  
Note: The Department will allow blending of same source/same type aggregate when precise procedures are used such as cold feed, belt, or equivalent and combining of sizes or types of aggregate using the weigh hopper at concrete plants or controlled feed belts at the pugmill to obtain designated sizes.

**Supplemental Specifications to The Standard Specifications  
for Road and Bridge Construction, 2008 Edition**  
(Effective with the July15, 2011 Letting)

<b>SUBSECTION: REVISION:</b>	805.16 SAMPLING AND TESTING. Replace the “AASHTO T 160” method with the “KM 64-629” method for the Concrete Beam Expansion Test.  Replace the “ASTM D 3042” method with the “KM 64-625” method for Insoluble Residue.					
<b>SUBSECTION: REVISION:</b>	810.04.01 Coating Requirements. Replace the “Subsection 806.07” references with “Subsection 806.06”					
<b>SUBSECTION: PART: REVISION:</b>	810.06.01 Polyvinyl Chloride (PVC) Pipe. B) Culvert and Entrance Pipe. Replace the title with the following:  B) Culvert Pipe, Storm Sewer, and Entrance Pipe.					
<b>SUBSECTION: REVISION:</b>	823.02 LIQUID MEMBRANE FORMING COMPOUNDS. Add the following:  Effective July 1, 2011, to remain on or be added to the Department’s approved list, products must have completed testing or been submitted for testing through the National Transportation Product Evaluation Program (NTPEP) for Concrete Curing Compounds.					
<b>SUBSECTION: REVISION:</b>	837.03 APPROVAL. Replace the last sentence with the following:  The Department will sample and evaluate for approval each lot of thermoplastic material delivered for use per contract prior to installation of the thermoplastic material. Do not allow the installation of thermoplastic material until it has been approved by the Division of Materials. Allow the Department a minimum of 10 working days to evaluate and approve thermoplastic material.					
<b>SUBSECTION: REVISION:</b>	837.03.01 Composition. COMPOSITION Table: Replace <table border="1"><tr><td>Lead Chromate</td><td>0.0 max.</td><td>4.0 min.</td></tr></table> with <table border="1"><tr><td>Heavy Metals Content</td><td>Comply with 40 CFR 261</td></tr></table>	Lead Chromate	0.0 max.	4.0 min.	Heavy Metals Content	Comply with 40 CFR 261
Lead Chromate	0.0 max.	4.0 min.				
Heavy Metals Content	Comply with 40 CFR 261					
<b>SUBSECTION: TABLE: REVISION:</b>	842.02 APPROVAL. PAINT COMPOSITION Revise the following in the table:  Replace the 2.0ΔE* values in the table with 4.0ΔE* for both Yellow and White Paint on both the Daytime and Nighttime Color Spectrophotometer.					
<b>SECTION: REVISION:</b>	DIVISION 800 MATERIAL DETAILS Add the following section in Division 800  <b>SECTION 846 – DURABLE WATERBORNE PAINT</b>  <b>846.01 DESCRIPTION.</b> This section covers quick-drying durable waterborne pavement striping paint for permanent applications. The paint shall be ready-mixed, one-component, 100% acrylic waterborne striping paint suitable for application on such traffic-bearing surfaces as Portland cement concrete, bituminous cement concrete, asphalt, tar, and previously painted areas of these surfaces.  <b>846.02 Approval.</b> Select materials that conform to the composition requirements below. Provide independent analysis data and certification for each formulation stating the total concentration of each heavy metal present, the test method used for each determination, and compliance to 40 CFR 261 for leachable heavy metals content. Submit initial samples for approval before beginning striping					

**Supplemental Specifications to The Standard Specifications  
for Road and Bridge Construction, 2008 Edition**  
(Effective with the July15, 2011 Letting)

operations. The initial sample may be sent from the manufacture of the paint. The Department will randomly sample and evaluate the paint each week that the striping operations are in progress.

The non-volatile portion of the vehicle shall be composed of a 100% acrylic polymer as determined by infrared spectral analysis. The acrylic resin used shall be a 100% cross-linking acrylic as evidenced by infrared peaks at wavelengths 1568, 1624, and 1672 cm-1 with intensities equal to those produced by an acrylic resin known to be 100% cross-linking.

PAINT COMPOSITION		
Property and Test Method	Yellow	White
Daytime Color (CIELAB) Spectrophotometer using illuminant D65 at 45° illumination and 0° viewing with a 2° observer	L* 81.76 a* 19.79 b* 89.89 Maximum allowable variation 4.0ΔE*	L* 93.51 a* -1.01 b* 0.70 Maximum allowable variation 4.0ΔE*
Nighttime Color (CIELAB) Spectrophotometer using illuminant A at 45° illumination and 0° viewing with a 2° observer	L* 86.90 a* 24.80 b* 95.45 Maximum allowable variation 4.0ΔE*	L* 93.45 a* -0.79 b* 0.43 Maximum allowable variation 4.0ΔE*
Heavy Metals Content	Comply with 40 CFR 261	Comply with 40 CFR 261
Titanium Dioxide ASTM D 4764	NA	10% by weight of pigment min.
VOC ASTM D 2369 and D 4017	1.25 lb/gal max.	1.25 l /gal max.
Contrast Ratio (at 15 mils wft)	0.97	0.99

**846.02.01 Manufacturers Certification.** Provide a certification of analysis for each lot of traffic paint produced stating conformance to the requirements of this section. Report the formulation identification, traffic paint trade name, color, date of manufacturer, total quantity of lot produced, actual quantity of traffic paint represented, sampling method utilized to obtain the samples, and data for each sample tested to represent each lot produced.

**846.03 ACCEPTANCE PROCEDURES FOR NON-SPECIFICATION DURABLE WATERBORNE PAVEMENT STRIPING PAINT.** When non-specification paint is inadvertently incorporated into the work the Department will accept the material with a reduction in pay. The percentage deduction is cumulative based on its compositional properties, but will not exceed 60 percent. The Department will calculate the payment reduction on the unit bid price for the routes where the non-specification paint was used.

DURABLE WATERBORNE PAVEMENT STRIPING PAINT REDUCTION SCHEDULE						
Non-conforming Property	Resin	Color	Contrast	TiO <sub>2</sub>	VOC	Heavy Metals Content
Reduction Rate	60%	10%	10%	10%	60%	60%

**Supplemental Specifications to The Standard Specifications  
for Road and Bridge Construction, 2008 Edition**  
(Effective with the July15, 2011 Letting)

<b>APPENDIX A:</b> <b>PART:</b> <b>REVISION:</b>	TABLUTION OF CONSTRUCTION TOLERANCES. 601.03.03 Replace with the following:  Concrete accuracy of individual ingredient material for each batch. ± 2.0% for aggregates ± 1.0% for water ± 1.0% for cement in batches of 4 cubic yards or greater ± 1.0% for total cementitious materials in batches of 4 cubic yards or greater 0.0% to + 4.0% for cement in batches less than 4 cubic yards 0.0% to + 4.0% for total cementitious materials in batches less than 4 cubic yards ± 3.0% for admixtures
<b>APPENDIX A:</b> <b>PART:</b> <b>REVISION:</b>	TABLUTION OF CONSTRUCTION TOLERANCES. 601.03.03 C) 2) Delete

STANDARD DRAWINGS THAT APPLY

MISCELLANEOUS STANDARDS PART 1 .....	RGX-001-05
APPROACHES, ENTRANCES, AND MAIL BOX TURNOUT .....	RPM-110-05
LANE CLOSURE MULTI-LANE HIGHWAY CASE I.....	TTC-115-01
SHOULDER CLOSURE.....	TTC-135-01
POST SPLICING DETAIL .....	TTD-110-01
PAVEMENT CONDITION WARNING SIGNS.....	TTD-125
MOBILE OPERATION FOR PAINT STRIPING CASE I.....	TTS-100-01
MOBILE OPERATION FOR PAINT STRIPING CASE II .....	TTS-105-01
MOBILE OPERATION FOR PAINT STRIPING CASE III.....	TTS-110-01
MOBILE OPERATION FOR PAINT STRIPING CASE IV.....	TTS-115-01

## **PART III**

### **EMPLOYMENT, WAGE AND RECORD REQUIREMENTS**



## **TRANSPORTATION CABINET DEPARTMENT OF HIGHWAYS**

### **LABOR AND WAGE REQUIREMENTS APPLICABLE TO OTHER THAN FEDERAL-AID SYSTEM PROJECTS**

- I. Application
- II. Nondiscrimination of Employees (KRS 344)
- III. Payment of Predetermined Minimum Wages
- IV. Statements and Payrolls

#### **I. APPLICATION**

1. These contract provisions shall apply to all work performed on the contract by the contractor with his own organization and with the assistance of workmen under his immediate superintendence and to all work performed on the contract by piecework, station work or by subcontract. The contractor's organization shall be construed to include only workmen employed and paid directly by the contractor and equipment owned or rented by him, with or without operators.

2. The contractor shall insert in each of his subcontracts all of the stipulations contained in these Required Provisions and such other stipulations as may be required.

3. A breach of any of the stipulations contained in these Required Provisions may be grounds for termination of the contract.

#### **II. NONDISCRIMINATION OF EMPLOYEES**

##### **AN ACT OF THE KENTUCKY GENERAL ASSEMBLY TO PREVENT DISCRIMINATION IN EMPLOYMENT KRS CHAPTER 344 EFFECTIVE JUNE 16, 1972**

The contract on this project, in accordance with KRS Chapter 344, provides that during the performance of this contract, the contractor agrees as follows:

1. The contractor shall not fail or refuse to hire, or shall not discharge any individual, or otherwise discriminate against an individual with respect to his compensation, terms, conditions, or privileges of employment, because of such individual's race, color, religion, national origin, sex, disability or age (between forty and seventy); or limit, segregate, or classify his employees in any way which would deprive or tend to deprive an individual of employment opportunities or otherwise adversely affect his status as an employee, because of such individual's race, color, religion, national origin, sex, disability or age (between forty and seventy). The contractor agrees to post in conspicuous places, available to employees and applicants for employment, notices to be provided setting forth the provisions of this nondiscrimination clause.

2. The contractor shall not print or publish or cause to be printed or published a notice or advertisement relating to employment by such an employer or membership in or any classification or referral for employment by the employment agency, indicating any preference, limitation, specification, or discrimination, based on race, color, religion, national origin, sex, disability or age (between forty and seventy), except that such notice or advertisement may indicate a preference, limitation, or specification based on religion, or national origin when religion, or national origin is a bona fide occupational qualification for employment.

3. If the contractor is in control of apprenticeship or other training or retraining, including on-the-job training programs, he shall not discriminate against an individual

because of his race, color, religion, national origin, sex, disability or age (between forty and seventy), in admission to, or employment in any program established to provide apprenticeship or other training.

4. The contractor will send to each labor union or representative of workers with which he has a collective bargaining agreement or other contract or understanding, a notice to be provided advising the said labor union or workers' representative of the contractor's commitments under this section, and shall post copies of the notice in conspicuous places available to employees and applicants for employment. The contractor will take such action with respect to any subcontract or purchase order as the administering agency may direct as a means of enforcing such provisions, including sanctions for non-compliance.

#### **III. PAYMENT OF PREDETERMINED MINIMUM WAGES**

1. These special provisions are supplemented elsewhere in the contract by special provisions which set forth certain predetermined minimum wage rates. The contractor shall pay not less than those rates.

2. The minimum wage determination schedule shall be posted by the contractor, in a manner prescribed by the Department of Highways, at the site of the work in prominent places where it can be easily seen by the workers.

#### **IV. STATEMENTS AND PAYROLLS**

1. All contractors and subcontractors affected by the terms of KRS 337.505 to 337.550 shall keep full and accurate payroll records covering all disbursements of wages to their employees to whom they are required to pay not less than the prevailing rate of wages. Payrolls and basic records relating thereto will be maintained during the course of the work and preserved for a period of one (1) year from the date of completion of this contract.

2. The payroll records shall contain the name, address and social security number of each employee, his correct classification, rate of pay, daily and weekly number of hours worked, itemized deductions made and actual wages paid.

3. The contractor shall make his daily records available at the project site for inspection by the State Department of Highways contracting office or his authorized representative.

Periodic investigations shall be conducted as required to assure compliance with the labor provisions of the contract. Interrogation of employees and officials of the contractor shall be permitted during working hours.

Aggrieved workers, Highway Managers, Assistant District Engineers, Resident Engineers and Project Engineers shall report all complaints and violations to the Division of Contract Procurement.

The contractor shall be notified in writing of apparent violations. The contractor may correct the reported violations and notify the Department of Highways of the action taken or may request an informal hearing. The request for hearing shall be in writing within ten (10) days after receipt of the notice of the reported violation. The contractor may submit

records and information which will aid in determining the true facts relating to the reported violations.

Any person or organization aggrieved by the action taken or the findings established as a result of an informal hearing by the Division of Contract Procurement may request a formal hearing.

4. The wages of labor shall be paid in legal tender of the United States, except that this condition will be considered satisfied if payment is made by a negotiable check, on a solvent bank, which may be cashed readily by the employee in the local community for the full amount, without discount or collection charges of any kind. Where checks are used for payments, the contractor shall make all necessary arrangements for them to be cashed and shall give information regarding such arrangements.

5. No fee of any kind shall be asked or accepted by the contractor or any of his agents from any person as a condition of employment on the project.

6. No laborers shall be charged for any tools used in performing their respective duties except for reasonably avoidable loss or damage thereto.

7. Every employee on the work covered by this contract shall be permitted to lodge, board, and trade where and with whom he elects and neither the contractor nor his agents, nor his employees shall directly or indirectly require as a condition of employment that an employee shall lodge, board or trade at a particular place or with a particular person.

8. Every employee on the project covered by this contract shall be an employee of either the prime contractor or an approved subcontractor.

9. No charge shall be made for any transportation furnished by the contractor or his agents to any person employed on the work.

10. No individual shall be employed as a laborer or mechanic on this contract except on a wage basis, but this shall not be construed to prohibit the rental of teams, trucks or other equipment from individuals.

No Covered employee may be employed on the work except in accordance with the classification set forth in the schedule mentioned above; provided, however, that in the event additional classifications are required, application shall be made by the contractor to the Department of Highways and (1) the Department shall request appropriate classifications and rates from the proper agency, or (2) if there is urgent need for additional classification to avoid undue delay in the work, the contractor may employ such workmen at rates deemed comparable to rates established for similar classifications provided he has made written application through the Department of Highways, addressed to the proper agency, for the supplemental rates. The contractor shall retroactively adjust, upon receipt of the supplemental rates schedule, the wages of any employee paid less than the established rate and may adjust the wages of any employee overpaid.

11. No contractor or subcontractor contracting for any part of the contract work which may require or involve the employment of laborers or mechanics shall require or permit any laborer or mechanic in any work-week in which he is employed on such work, to work in excess of eight hours in any calendar day or in excess of forty hours in such work-week unless such laborer or mechanic receives compensation at a rate not less than one and one half times his basic rate of pay for all hours worked in excess of eight hours in any calendar day or in excess of forty hours in such work-week. A laborer, workman or mechanic and an employer may enter into a written agreement or a collective bargaining agreement to work more than eight (8) hours a calendar day but not more than ten (10) hours a calendar day for the straight time hourly rate. This agreement shall be in writing and shall be executed prior to the employee working in excess of eight (8) hours, but not more than ten (10) hours, in any one (1) calendar day.

12. Payments to the contractor may be suspended or withheld due to failure of the contractor to pay any laborer or

mechanic employed or working on the site of the work, all or part of the wages required under the terms of the contract. The Department may suspend or withhold payments only after the contractor has been given written notice of the alleged violation and the contractor has failed to comply with the wage determination of the Department of Highways.

13. Contractors and subcontractors shall comply with the sections of Kentucky Revised Statutes, Chapter 337 relating to contracts for Public Works.

Revised 2-16-95

## EXECUTIVE BRANCH CODE OF ETHICS

In the 1992 regular legislative session, the General Assembly passed and Governor Brereton Jones signed Senate Bill 63 (codified as KRS 11A), the Executive Branch Code of Ethics, which states, in part:

KRS 11A.040 (6) provides:

No present or former public servant shall, within six (6) months of following termination of his office or employment, accept employment, compensation or other economic benefit from any person or business that contracts or does business with the state in matters in which he was directly involved during his tenure. This provision shall not prohibit an individual from returning to the same business, firm, occupation, or profession in which he was involved prior to taking office or beginning his term of employment, provided that, for a period of six (6) months, he personally refrains from working on any matter in which he was directly involved in state government. This subsection shall not prohibit the performance of ministerial functions, including, but not limited to, filing tax returns, filing applications for permits or licenses, or filing incorporation papers.

KRS 11A.040 (8) states:

A former public servant shall not represent a person in a matter before a state agency in which the former public servant was directly involved, for a period of one (1) year after the latter of:

- a) The date of leaving office or termination of employment; or
- b) The date the term of office expires to which the public servant was elected.

This law is intended to promote public confidence in the integrity of state government and to declare as public policy the idea that state employees should view their work as a public trust and not as a way to obtain private benefits.

If you have worked for the executive branch of state government within the past six months, you may be subject to the law's prohibitions. The law's applicability may be different if you hold elected office or are contemplating representation of another before a state agency.

Also, if you are affiliated with a firm which does business with the state and which employs former state executive-branch employees, you should be aware that the law may apply to them.

In case of doubt, the law permits you to request an advisory opinion from the Executive Branch Ethics Commission, Room 136, Capitol Building, 700 Capitol Avenue, Frankfort, Kentucky 40601; telephone (502) 564-7954.

### **Kentucky Equal Employment Opportunity Act of 1978**

The requirements of the Kentucky Equal Employment Opportunity Act of 1978 (KRS 45.560-45.640) shall apply to this Contract. The apparent low Bidder will be required to submit EEO forms to the Division of Construction Procurement, which will then forward to the Finance and Administration Cabinet for review and approval. No award will become effective until all forms are submitted and EEO/CC has certified compliance. The required EEO forms are as follows:

- EEO-1: Employer Information Report
- Affidavit of Intent to Comply
- Employee Data Sheet
- Subcontractor Report

These forms are available on the Finance and Administration's web page under ***Vendor Information, Standard Attachments and General Terms*** at the following address:  
**<https://www.eProcurement.ky.gov>**.

Bidders currently certified as being in compliance by the Finance and Administration Cabinet may submit a copy of their approval letter in lieu of the referenced EEO forms.

For questions or assistance please contact the Finance and Administration Cabinet by email at **[finance.contractcompliance@ky.gov](mailto:finance.contractcompliance@ky.gov)** or by phone at 502-564-2874.

KENTUCKY LABOR CABINET  
PREVAILING WAGE DETERMINATION  
CURRENT REVISION  
HIGHWAY CONSTRUCTION LOCALITY NO. II

Determination No. CR-11-II-HWY

Project No.  
Highway

Date of Determination: August 4, 2011


This schedule of the prevailing rate of wages for Locality No. II including the counties of ADAIR, BARREN, BELL, BREATHITT, CASEY, CLAY, CLINTON, CUMBERLAND, ESTILL, FLOYD, GARRARD, GREEN, HARLAN, HART, JACKSON, JOHNSON, KNOTT, KNOX, LAUREL, LAWRENCE, LEE, LESLIE, LETCHER, LINCOLN, MCCREARY, MAGOFFIN, MARTIN, MENIFEE, METCALFE, MONROE, MORGAN, OWSLEY, PERRY, PIKE, POWELL, PULASKI, ROCKCASTLE, RUSSELL, TAYLOR, WAYNE, WHITLEY, and WOLFE has been determined in accordance with the provisions of KRS 337.505 to 337.550. This determination shall be referred to as Prevailing Wage Determination No. CR-11-II-HWY.

The following schedule of rates is to be used for highway construction projects advertised or awarded by the Kentucky Transportation Cabinet. This includes any contracts for the relocation of any utilities or other incidental construction projects advertised or awarded by public authorities as a result of the highway construction project.

Apprentices or trainees shall be permitted to work in accordance with Administrative Regulations adopted by the Commissioner of the Department of Workplace Standards. Copies of these regulations will be furnished upon request to any interested person.

Overtime is to be computed at not less than one and one-half (1 1/2) times the indicated BASE RATE for all hours worked in excess of eight (8) hours per day, or in excess of forty (40) hours per week. However, KRS 337.540 permits an employee and employer to agree, in writing, that the employee will be compensated at a straight time base rate for hours worked in excess of eight (8) hours in any one calendar day, but not more than ten (10) hours worked in any one calendar day, if such written agreement is prior to the over eight (8) hours in a calendar day actually being worked, or where provided for in a collective bargaining agreement. The fringe benefit rate is to be paid for each hour worked at a straight time rate for all hours worked. Fringe benefit amounts are applicable for all hours worked except when otherwise noted. Welders will receive rate for craft in which welding is incidental.

No laborer, workman or mechanic shall be paid at a rate less than that of the General Laborer except those classified as bona fide apprentices registered with the Kentucky State Apprenticeship Supervisor unless otherwise specified in this schedule of wage rates.

  
Michael Donta, Deputy Commissioner  
Department of Workplace Standards

CLASSIFICATIONSRATE AND FRINGE BENEFITS**BOILERMAKERS:**

BASE RATE	\$24.65
FRINGE BENEFIT	12.94

**BRICKLAYERS:**

Bricklayers:

BASE RATE	\$22.90
FRINGE BENEFITS	8.50

Stone Mason:

BASE RATE	\$21.50
FRINGE BENEFITS	8.50

**CARPENTERS:**

Carpenters:

BASE RATE	\$22.40
FRINGE BENEFITS	8.75

Piledrivers:

BASE RATE	\$22.05
FRINGE BENEFITS	8.75

**CEMENT MASONS:**

BASE RATE	\$21.25
FRINGE BENEFITS	8.50

**ELECTRICIANS:**

*BASE RATE	\$29.36
FRINGE BENEFITS	10.55

\*When workmen are required to work from bosum chairs, trusses, stacks, tanks, scaffolds, catwalks, radio and T.V. towers, structural steel (open, unprotected, unfloored raw steel), and bridges or similar hazardous locations where workmen are subject to a direct fall, except where using JLG's and bucket trucks up to 75 feet: Add 25% to workman's base rate for 50 to 75 feet, and add 50% to workman's base rate for over 75 feet.

LINEMAN:

*BASE RATE	\$30.09
FRINGE BENEFITS	10.94

EQUIPMENT OPERATOR:

*BASE RATE	\$26.90
FRINGE BENEFITS	10.31

GROUNDSMAN:

*BASE RATE	\$17.79
FRINGE BENEFITS	8.51

**IRONWORKERS:**

BASE RATE	\$ 25.77
FRINGE BENEFITS	18.54

CLASSIFICATIONS

RATE AND FRINGE BENEFITS

**LABORERS:**

General laborer, flagman, steam jenny:	BASE RATE	\$20.84
	FRINGE BENEFITS	8.75
Batch truck dumper, deck hand or scow man, hand blade operator:	BASE RATE	\$20.84
	FRINGE BENEFITS	8.75
Power driven tool operator of the following: wagon drill, chain saw, sand blaster, concrete chipper, pavement breaker, vibrator, power wheelbarrow, power buggy, sewer pipe layer, bottom men, dry cement handler, concrete rubber, mason tender:	BASE RATE	\$21.09
	FRINGE BENEFITS	8.75
Asphalt lute and rakerman, side rail setter:	BASE RATE	\$21.14
	FRINGE BENEFITS	8.75
Gunnite nozzle man, gunnite operator:	BASE RATE	\$21.14
	FRINGE BENEFITS	8.75
Tunnel laborer (free air):	BASE RATE	\$21.14
	FRINGE BENEFITS	8.75
Tunnel mucker (free air):	BASE RATE	\$21.74
	FRINGE BENEFITS	8.75
Tunnel miner, blaster and driller (free air):	BASE RATE	\$21.74
	FRINGE BENEFITS	8.75
Caisson worker:	BASE RATE	\$21.74
	FRINGE BENEFITS	8.75
Powderman:	BASE RATE	\$21.44
	FRINGE BENEFITS	8.75
Drill operator of percussion type drills which are both powered and propelled by an independent air supply:	BASE RATE	\$22.64
	FRINGE BENEFITS	8.75

---

**CLASSIFICATIONS**

**RATE AND FRINGE BENEFITS**

**OPERATING ENGINEERS:**

**Group A:**

Auto patrol, batcher plant, bituminous paver, cable-way, clamshell, concrete mixer (21 cu. ft. or over), concrete pump, crane, crusher plant, derrick, derrick boat, ditching and trenching machine, dragline, dredge engineer, elevator (regardless of ownership when used for hoisting any building material), elevating grader and all types of loaders, hoe-type machine, hoisting engine, locomotive, LeTourneau or carry-all scoop, bulldozer, mechanic, orangepeel bucket, piledriver, power blade, roller (bituminous), roller (earth), roller (rock), scarifier, shovel, tractor shovel, truck crane, well points, winch truck, push dozer, grout pump, high lift, fork lift (regardless of lift height), all types of boom cats, multiple operator, core drill, tow or push boat, A-Frame winch truck, concrete paver, gradeall, hoist, hyster, material pump, pumpcrete, ross carrier, sheepfoot, sideboom, throttle-valve man, rotary drill, power generator, mucking machine, rock spreader attached to equipment, scoopmobile, KeCal loader, tower cranes (French, German and other types), hydrocrane, tugger, backfiller guries, self-propelled compactor, self-contained hydraulic percussion drill:

BASE RATE	\$23.80
FRINGE BENEFITS	8.75

**Group B:**

All air compressors (200 cu. ft. per min. or greater capacity), bituminous mixer, concrete mixer (under 21 cu. ft.), welding machine, form grader, tractor (50 H.P. and over), bull float, finish machine, outboard motor boat, brakeman, mechanic helper, whirly oiler, tractair and road widening trencher, articulating trucks:

BASE RATE	\$21.55
FRINGE BENEFITS	8.75

**Group B2:**

Greaser on grease facilities servicing heavy equipment:

BASE RATE	\$21.90
FRINGE BENEFITS	8.75

**Group C:**

Bituminous distributor, cement gun, conveyor, mud jack, paving joint machine, pump, tamping machine, tractors (under 50 H.P.), vibrator, oiler, air compressors (under 200 cu. ft. per min. capacity), concrete saw, burlap and curing machine, hydro seeder, power form handling equipment, deckhand oiler, hydraulic post driver:

BASE RATE	\$21.31
FRINGE BENEFITS	8.75

---

**PAINTERS:**

All Excluding Bridges:

BASE RATE	\$19.92
FRINGE BENEFITS	9.57

Bridges:

BASE RATE	\$23.92
FRINGE BENEFITS	10.07

---



<u>CLASSIFICATIONS</u>	<u>RATE AND FRINGE BENEFITS</u>	
<b>PLUMBERS:</b>	BASE RATE	\$22.52
	FRINGE BENEFITS	7.80
<hr/>		
<b>SHEET METAL:</b>	BASE RATE	\$20.40
	FRINGE BENEFITS	7.80
<hr/>		
<b>TRUCK DRIVERS:</b>		
Truck helper and warehouseman:	BASE RATE	\$21.10
	FRINGE BENEFITS	8.75
Driver, winch truck and A-Frame when used in transporting materials:	BASE RATE	\$21.46
	FRINGE BENEFITS	8.75
Driver, (semi-trailer or pole trailer), driver (dump truck, tandem axle), driver of distributor:	BASE RATE	\$21.45
	FRINGE BENEFITS	8.75
Driver on mixer trucks (all types):	BASE RATE	\$21.45
	FRINGE BENEFITS	8.75
Truck mechanic:	BASE RATE	\$21.38
	FRINGE BENEFITS	8.75
Driver (3 tons and under), tire changer and truck mechanic helper:	BASE RATE	\$21.15
	FRINGE BENEFITS	8.75
Driver on pavement breakers:	BASE RATE	\$21.46
	FRINGE BENEFITS	8.75
Driver (over 3 tons), driver (truck mounted rotary drill):	BASE RATE	\$21.45
	FRINGE BENEFITS	8.75
Driver, Euclid and other heavy earth moving equipment and Low Boy:	BASE RATE	\$21.46
	FRINGE BENEFITS	8.75
Greaser on greasing facilities:	BASE RATE	\$21.15
	FRINGE BENEFITS	8.75

ERRATUM

Refer to the Locality Number and Determination Number listed below published by the Kentucky Labor Cabinet, Division of Employment Standards, Apprenticeship and Mediation dated August 4, 2011.

Locality: Highway Construction Locality No. II, including the following counties: Adair, Barren, Breathitt, Casey, Clay, Clinton, Cumberland, Estill, Floyd, Garrard, Green, Harlan, Hart, Jackson, Johnson, Knott, Knox, Laurel, Lawrence, Lee, Leslie, Letcher, Lincoln, McCreary, Magoffin, Martin, Menifee, Metcalfe, Monroe, Morgan, Owsley, Perry, Pike, Powell, Pulaski, Rockcastle, Russell, Taylor, Wayne, Whitley and Wolfe.

Determination Number: CR-II-II-HWY

---

**DELETE:**

Ironworkers	BASE RATE	\$25.77
	FRINGE BENEFIT	18.54

**INSERT:**

Ironworker (Structural)	BASE RATE	\$22.50
	FRINGE BENEFIT	8.75

Ironworker (Reinforcing)	BASE RATE	\$22.30
	FRINGE BENEFIT	8.75

---



Michael L. Dixon, Commissioner  
Department of Workplace Standards  
Kentucky Labor Cabinet  
Frankfort, KY 40601

This 8<sup>th</sup> day of November, 2011.

**Kentucky Determination No. CR-11-II-HWY dated August 04, 2011**

Fringe benefit amounts are applicable for all hours worked except when otherwise noted.

No laborer, workman or mechanic shall be paid at a rate less than that of the General Laborer except those classified as bona fide apprentices registered with the Kentucky State Apprenticeship Supervisor unless otherwise specified in this schedule of wage rates.

These rates are listed pursuant to the Kentucky Determination No. CR-11-II HWY dated August 04, 2011 and erratum dated November 8, 2011. Apprentices or trainees shall be permitted to work as such subject to Administrative Regulations adopted by the Commissioner of Workplace Standards. Copies of these regulations will be furnished upon request from any interested person.

Before using apprentices on the job the contractor shall present to the Contracting Officer written evidence of registration of such employees in a program of a State apprenticeship and training agency approved and recognized by the U. S. Bureau of Apprenticeship and Training. In the absence of such a State agency, the contractor shall submit evidence of approval and registration by the U. S. Bureau of Apprenticeship and Training.

The contractor shall submit to the Contracting Officer, written evidence of the established apprenticeship-journeyman ratios and wage rates in the project area, which will be the basis for establishing such ratios and rates for the project under the applicable contract provisions.

**Kentucky Determination No. CR-11-II-HWY dated August 04, 2011**

**TO: EMPLOYERS/EMPLOYEES**

**PREVAILING WAGE SCHEDULE:**

The wages indicated on this wage schedule are the least permitted to be paid for the occupations indicated. When an employee works in more than one classification, the employer must record the number of hours worked in each classification at the prescribed hourly base rate.

**OVERTIME:**

Overtime is to be paid after an employee works eight (8) hours a day or forty (40) hours a week, whichever gives the employee the greater wages. At least time and one-half the base rate is required for all overtime. A laborer, workman or mechanic and an employer may enter into a written agreement or a collective bargaining agreement to work more than eight (8) hours a calendar day but not more than ten (10) hours a calendar day for the straight time hourly rate.

Wage violations or questions should be directed to the designated Engineer or to the undersigned.

Ryan Griffith, Director  
Division of Construction Procurement  
Frankfort, Kentucky 40622

## **PART IV**

## **INSURANCE**

## INSURANCE

The Contractor shall procure and maintain the following insurance in addition to the insurance required by law:

- 1) Commercial General Liability-Occurrence form – not less than \$2,000,000 General aggregate, \$2,000,000 Products & Completed Aggregate, \$1,000,000 Personal & Advertising, \$1,000,000 each occurrence.
- 2) Automobile Liability- \$1,000,000 per accident
- 3) Employers Liability:
  - a) \$100,000 Each Accident Bodily Injury
  - b) \$500,000 Policy limit Bodily Injury by Disease
  - c) \$100,000 Each Employee Bodily Injury by Disease
- 4) The insurance required above must be evidenced by a Certificate of Insurance and this Certificate of Insurance must contain one of the following statements:
  - a) "policy contains no deductible clauses."
  - b) "policy contains \_\_\_\_\_ (amount) deductible property damage clause but company will pay claim and collect the deductible from the insured."
- 5) KENTUCKY WORKMEN'S COMPENSATION INSURANCE. The contractor shall furnish evidence of coverage of all his employees or give evidence of self-insurance by submitting a copy of a certificate issued by the Workmen's Compensation Board.

The cost of insurance is incidental to all contract items. All subcontractors must meet the same minimum insurance requirements.

# **PART V**

## **BID ITEMS**

KENTUCKY TRANSPORTATION CABINET  
DEPARTMENT OF HIGHWAYS  
FRANKFORT, KY 40622

CONTRACT ID: 122407  
COUNTY: BELL  
PROPOSAL: FE01 007 025E 002-007

PAGE: 1  
LETTING: 04/20/12  
CALL NO: 344

LINE NO	ITEM	DESCRIPTION	APPROXIMATE UNIT QUANTITY	UNIT PRICE	AMOUNT
SECTION 0001 ROADWAY					
0010	02562	SIGNS	250.000 SQFT		
0020	02650	MAINTAIN & CONTROL TRAFFIC	( 1.00) LS		
0030	02775	ARROW PANEL	1.000 EACH		
0040	06510	PAVE STRIPING-TEMP PAINT-4 IN	25,000.000 LF		
0050	06514	PAVE STRIPING-PERM PAINT-4 IN	50,000.000 LF		
0060	06600	REMOVE PAVEMENT MARKER TYPE V	445.000 EACH		
0070	10020NS	FUEL ADJUSTMENT	835.000 DOLL	1.00	835.00
0080	10030NS	ASPHALT ADJUSTMENT	1,471.000 DOLL	1.00	1,471.00
0090	20814EC	MICRO SURFACING-SURFACE COURSE	50,885.000 SQYD		
0100	21652EN	MICRO SURFACING-LEVELING COURSE	50,885.000 SQYD		
0110	23071EN	OVERBAND CRACK SEALING	22,000.000 LB		
SECTION 0002 DEMOBILIZATION					
0120	02569	DEMOBILIZATION (AT LEAST 1.5%)	LUMP		
		TOTAL BID			