



CALL NO. 319

CONTRACT ID. 241109

PERRY COUNTY

FED/STATE PROJECT NUMBER FD04 097 0476 011-012

DESCRIPTION KY 476

WORK TYPE GRADE & DRAIN WITH ASPHALT SURFACE

PRIMARY COMPLETION DATE 40 WORKING DAYS

LETTING DATE: August 22,2024

Sealed Bids will be received electronically through the Bid Express bidding service until 10:00 AM EASTERN DAYLIGHT TIME August 22,2024. Bids will be publicly announced at 10:00 AM EASTERN DAYLIGHT TIME.

PLANS AVAILABLE FOR THIS PROJECT.

REQUIRED BID PROPOSAL GUARANTY: Not less than 5% of the total bid.

TABLE OF CONTENTS

| | |
|----------|---|
| PART I | SCOPE OF WORK <ul style="list-style-type: none">PROJECT(S), COMPLETION DATE(S), & LIQUIDATED DAMAGESCONTRACT NOTESSTATE CONTRACT NOTESINCIDENTAL SURFACINGCOMPACTION OPTION BSPECIAL NOTE(S) APPLICABLE TO PROJECTWASTE AND BORROW SITESNON-TRACKING TACK COATDOUBLE ASPHALT SEAL COATRIGHT OF WAY CERTIFICATIONUTILITY IMPACT & RAIL CERTIFICATION NOTESGENERAL UTILITY NOTESKPDES STORM WATER PERMIT, BMP AND ENOICOMMUNICATING ALL PROMISES |
| PART II | SPECIFICATIONS AND STANDARD DRAWINGS <ul style="list-style-type: none">STANDARD AND SUPPLEMENTAL SPECIFICATIONS[SN-1I] PORTABLE CHANGEABLE MESSAGE SIGNS[SN-11D] ROCK BLASTING[SN-11M] BARCODE LABEL ON PERMANENT SIGNS[SN-11N] LONGITUDINAL PAVEMENT JOINT ADHESIVE |
| PART III | EMPLOYMENT, WAGE AND RECORD REQUIREMENTS <ul style="list-style-type: none">LABOR AND WAGE REQUIREMENTSEXECUTIVE BRANCH CODE OF ETHICSKENTUCKY EQUAL EMPLOYMENT OPPORTUNITY ACT OF 1978 LOCALITY / STATEPROJECT WAGE RATES / STATE FUNDED |
| PART IV | INSURANCE |
| PART V | BID ITEMS |

PART I
SCOPE OF WORK

ADMINISTRATIVE DISTRICT - 10

CONTRACT ID - 241109
FD04 097 0476 011-012
COUNTY - PERRY
PCN - DE09704762409
FD04 097 0476 011-012

KY 476 HILLSIDE CUT TO IMPROVE SIGHT DISTANCE @ THE INTERSECTION OF KY 476 & KY 3351 @
ROBINSON ELEMENTARY SCHOOL, A DISTANCE OF 0.13 MILES.GRADE & DRAIN WITH ASPHALT SURFACE
SYP NO. 10-9018.00.
GEOGRAPHIC COORDINATES LATITUDE 37:22:05.00 LONGITUDE 83:09:02.00
ADT 1,750

COMPLETION DATE(S):
40 WORKING Days APPLIES TO ENTIRE CONTRACT

CONTRACT NOTES

PROPOSAL ADDENDA

All addenda to this proposal must be applied when calculating bid and certified in the bid packet submitted to the Kentucky Department of Highways. Failure to use the correct and most recent addenda may result in the bid being rejected.

BID SUBMITTAL

Bidder must use the Department's electronic bidding software. The Bidder must download the bid file located on the Bid Express website (www.bidx.com) to prepare a bid packet for submission to the Department. The bidder must submit electronically using Bid Express.

JOINT VENTURE BIDDING

Joint venture bidding is permissible. All companies in the joint venture must be prequalified in one of the work types in the Qualifications for Bidders for the project. The bidders must get a vendor ID for the joint venture from the Division of Construction Procurement and register the joint venture as a bidder on the project. Also, the joint venture must obtain a digital ID from Bid Express to submit a bid. A joint bid bond of 5% may be submitted for both companies or each company may submit a separate bond of 5%.

UNDERGROUND FACILITY DAMAGE PROTECTION

The contractor shall make every effort to protect underground facilities from damage as prescribed in the Underground Facility Damage Protection Act of 1994, Kentucky Revised Statute KRS 367.4901 to 367.4917. It is the contractor's responsibility to determine and take steps necessary to be in compliance with federal and state damage prevention directives. When prescribed in said directives, the contractor shall submit Excavation Locate Requests to the Kentucky Contact Center (KY811) via web ticket entry. The submission of this request does not relieve the contractor from the responsibility of contacting non-member facility owners, whom shall be contacted through their individual Protection Notification Center. Non-compliance with these directives can result in the enforcement of penalties.

REGISTRATION WITH THE SECRETARY OF STATE BY A FOREIGN ENTITY

Pursuant to KRS 176.085(1)(b), an agency, department, office, or political subdivision of the Commonwealth of Kentucky shall not award a state contract to a person that is a foreign entity required by [KRS 14A.9-010](#) to obtain a certificate of authority to transact business in the Commonwealth ("certificate") from the Secretary of State under [KRS 14A.9-030](#) unless the person produces the certificate within fourteen (14) days of the bid or proposal opening. If the foreign entity is not required to obtain a certificate as provided in [KRS 14A.9-010](#), the foreign entity should identify the applicable exception. Foreign entity is defined within [KRS 14A.1-070](#).

For all foreign entities required to obtain a certificate of authority to transact business in the Commonwealth, if a copy of the certificate is not received by the contracting agency within the time frame identified above, the foreign entity's solicitation response shall be deemed non-responsive or the awarded contract shall be cancelled.

Businesses can register with the Secretary of State at <https://secure.kentucky.gov/sos/ftbr/welcome.aspx>.

SPECIAL NOTE FOR PROJECT QUESTIONS DURING ADVERTISEMENT

Questions about projects during the advertisement should be submitted in writing to the Division of Construction Procurement. This may be done by email to kytc.projectquestions@ky.gov. The Department will attempt to answer all submitted questions. The Department reserves the right not to answer if the question is not pertinent or does not aid in clarifying the project intent.

The deadline for posting answers will be 3:00 pm Eastern Daylight Time, the day preceding the Letting. Questions may be submitted until this deadline with the understanding that the later a question is submitted, the less likely an answer will be able to be provided.

The questions and answers will be posted for each Letting under the heading "Questions & Answers" on the Construction Procurement website (www.transportation.ky.gov/construction-procurement). The answers provided shall be considered part of this Special Note and, in case of a discrepancy, will govern over all other bidding documents.

HARDWOOD REMOVAL RESTRICTIONS

The US Department of Agriculture has imposed a quarantine in Kentucky and several surrounding states, to prevent the spread of an invasive insect, the emerald ash borer. Hardwood cut in conjunction with the project may not be removed from the state. Chipping or burning on site is the preferred method of disposal.

INSTRUCTIONS FOR EXCESS MATERIAL SITES AND BORROW SITES

Identification of excess material sites and borrow sites shall be the responsibility of the Contractor. The Contractor shall be responsible for compliance with all applicable state and federal laws and may wish to consult with the US Fish and Wildlife Service to seek protection under Section 10 of the Endangered Species Act for these activities.

ACCESS TO RECORDS

The contractor, as defined in KRS 45A.030 (9) agrees that the contracting agency, the Finance and Administration Cabinet, the Auditor of Public Accounts, and the Legislative Research Commission, or their duly authorized representatives, shall have access to any books, documents, papers, records, or other evidence, which are directly pertinent to this contract for the purpose of financial audit or program review. Records and other prequalification information confidentially disclosed as part of the bid process shall not be deemed as directly pertinent to the contract and

shall be exempt from disclosure as provided in KRS 61.878(1)(c). The contractor also recognizes that any books, documents, papers, records, or other evidence, received during a financial audit or program review shall be subject to the Kentucky Open Records Act, KRS 61.870 to 61.884.

In the event of a dispute between the contractor and the contracting agency, Attorney General, or the Auditor of Public Accounts over documents that are eligible for production and review, the Finance and Administration Cabinet shall review the dispute and issue a determination, in accordance with Secretary's Order 11-004.

BOYCOTT PROVISIONS

If applicable, the contractor represents that, pursuant to [KRS 45A.607](#), they are not currently engaged in, and will not for the duration of the contract engage in, the boycott of a person or an entity based in or doing business with a jurisdiction with which Kentucky can enjoy open trade. **Note:** The term Boycott does not include actions taken for bona fide business or economic reasons, or actions specifically required by federal or state law.

If applicable, the contractor verifies that, pursuant to KRS 41.480, they do not engage in, and will not for the duration of the contract engage in, in energy company boycotts as defined by KRS 41.472.

LOBBYING PROHIBITIONS

The contractor represents that they, and any subcontractor performing work under the contract, have not violated the agency restrictions contained in [KRS 11A.236](#) during the previous ten (10) years, and pledges to abide by the restrictions set forth in such statute for the duration of the contract awarded.

The contractor further represents that, pursuant to [KRS 45A.328](#), they have not procured an original, subsequent, or similar contract while employing an executive agency lobbyist who was convicted of a crime related to the original, subsequent, or similar contract within five (5) years of the conviction of the lobbyist.

Revised: 2/29/2024

1.0 BUY AMERICA REQUIREMENT.

Follow the “Buy America” provisions as required by 23 U.S.C. § 313 and 23 C.F.R. § 635.410. Except as expressly provided herein all manufacturing processes of steel or iron materials including but not limited to structural steel, guardrail materials, corrugated steel, culvert pipe, structural plate, prestressing strands, and steel reinforcing bars shall occur in the United States of America, including the application of:

- Coating,
- Galvanizing,
- Painting, and
- Other coating that protects or enhances the value of steel or iron products.

The following are exempt, unless processed or refined to include substantial amounts of steel or iron material, and may be used regardless of source in the domestic manufacturing process for steel or iron material:

- Pig iron,
- Processed, pelletized, and reduced iron ore material, or
- Processed alloys.

The Contractor shall submit a certification stating that all manufacturing processes involved with the production of steel or iron materials occurred in the United States.

Produce, mill, fabricate, and manufacture in the United States of America all aluminum components of bridges, tunnels, and large sign support systems, for which either shop fabrication, shop inspection, or certified mill test reports are required as the basis of acceptance by the Department.

Use foreign materials only under the following conditions:

- 1) When the materials are not permanently incorporated into the project; or
- 2) When the delivered cost of such materials used does not exceed 0.1 percent of the total Contract amount or \$2,500.00, whichever is greater.

The Contractor shall submit to the Engineer the origin and value of any foreign material used.

2.0 – BUILD AMERICA, BUY AMERICA (BABA)

Contractor shall comply with the Federal Highway Administration (FHWA) Buy America Requirement in 23 C.F.R. § 635.410 and all relevant provisions of the Build America, Buy America Act (BABA), contained within the Infrastructure Investment and Jobs Act, Pub. L. No. 117-58, §§ 70901-52 enacted November 15, 2021. The BABA requires iron, steel, manufactured products, and construction materials used in infrastructure projects funded by federal financial assistance to be produced in the United States. Comply with 2 C.F.R § 184.

BABA permits FHWA participation in the Contract only if domestic steel and iron will be used on the Project. To be considered domestic, all steel and iron used, and all products manufactured from steel and iron must be produced in the United States and all manufacturing processes, including application of a coating, for these materials must occur in the United States. Coating includes all processes that protect or enhance the value of the material to which the coating is applied. This requirement does not preclude a minimal use of foreign steel and iron materials, provided the cost of such materials does not exceed 0.1% of the total contract amount under the Contract or \$2,500.00 whichever is greater.

BABA permits FHWA participation in the Contract only if all “construction materials” as defined in the Act are made in the United States. The Buy America preference applies to the following construction materials

SPECIAL NOTE – BUY AMERICA REQUIREMENTS AND BUILD
AMERICA, BUY AMERICA (BABA) ACT

10/26/2023

incorporated into infrastructure projects: non-ferrous metals; plastic and polymer-based products (including polyvinylchloride, composite building materials, and polymers used in fiber optic cables); glass (including optic glass); Fiber optic cable; optical fiber; lumber; engineered wood; and drywall. Contractor will be required to use construction materials produced in the United States on this Project. The Contractor shall submit a certification stating that all construction materials are certified to be BABA compliant.

Finally, BABA permits the continuation of FHWA's current general applicability waivers for manufactured products, raw materials, and ferryboat parts, but these waivers are subject to reevaluation, specifically the general applicability waiver for manufactured products.

The Contractor has completed and submitted, or shall complete and submit, to the Cabinet a Buy America/Build America, Buy America Certificate prior to the Cabinet issuing the notice to proceed, in the format below. After submittal, the Contractor is bound by its original certification.

A false certification is a criminal act in violation of 18 U.S.C. § 1001. The Contractor has the burden of proof to establish that it is in compliance.

At the Contractor's request, the Cabinet may, but is not obligated to, seek a waiver of Buy America requirements if grounds for the waiver exist under 23 C.F.R. § 635.410(c) or will comply with the applicable Buy America requirements if a waiver of those requirements is not available or not pursued by the Cabinet.

Please refer to the Federal Highway Administration's Buy America webpage for more information.

[Buy America - Construction Program Guide - Contract Administration - Construction - Federal Highway Administration \(dot.gov\)](#)

October 26, 2023 Letting

BUY AMERICA / BUILD AMERICA, BUY AMERICA (ACT) MATERIALS CERTIFICATE OF COMPLIANCE

The Contractor hereby certifies that it will comply with all relevant provisions of the Build America, Buy America Act, contained within the Infrastructure Investment and Jobs Act, Pub. L. NO. 117-58, §§ 70901-52, the requirements of 23 U.S.C. § 313, 23 C.F.R. § 635.410 and 2 C.F.R § 184.

Date Submitted:_____

Contractor:_____

Signature:_____

Printed Name:_____

Title:_____

NOTE: THIS CERTIFICATION IS IN ADDITION TO ANY AND ALL REQUIREMENTS OUTLINED IN THE CURRENT EDITION OF THE STANDARD SPECIFICATIONS FOR ROAD AND BRIDGE CONSTRUCTION AND/OR SPECIAL NOTES CONTAINED IN THE PROJECT PROPOSAL.

SPECIAL NOTE FOR RECIPROCAL PREFERENCE

RECIPROCAL PREFERENCE TO BE GIVEN BY PUBLIC AGENCIES TO RESIDENT BIDDERS

By reference, KRS 45A.490 to 45A.494 are incorporated herein and in compliance regarding the bidders residency. Bidders who want to claim resident bidder status should complete the Affidavit for Claiming Resident Bidder Status along with their bid in the electronic bidding software. Submittal of the Affidavit should be done along the bid in Bid Express.

April 30, 2018

INCIDENTAL SURFACING

The Department has included in the quantities of asphalt mixtures established in the proposal estimated quantities required for resurfacing or surfacing mailbox turnouts, farm field entrances, residential and commercial entrances, curve widening, ramp gores and tapers, and road and street approaches, as applicable. Pave these areas to the limits as shown on Standard Drawing RPM-110-06 or as directed by the Engineer. In the event signal detectors are present in the intersecting streets or roads, pave the crossroads to the right of way limit or back of the signal detector, whichever is the farthest back of the mainline. Surface or resurface these areas as directed by the Engineer. The Department will not measure placing and compacting for separate payment but shall be incidental to the Contract unit price for the asphalt mixtures.

OPTION B

Be advised that the Department will control and accept compaction of asphalt mixtures furnished on this project under OPTION B in accordance with Sections 402 and 403.

SPECIAL NOTE FOR EXCESS & BORROW MATERIAL SITES

PERRY COUNTY - KY 476

ITEM NO. 10-9018.00

Identification of excess material site(s) and/or borrow site(s) shall be the responsibility of the contractor. The contractor shall be responsible for compliance with all applicable state and federal regulations. The contractor shall also consult with the District 10 Environmental Coordinator for information pertaining to state and federal agencies that may require consultation prior to use of excess material site(s) and/or borrow site(s). Following is a list of potential agencies:

- U.S. Fish and Wildlife Services, Section 7 & 10 of the Endangered Species Act.
- U.S. Army Corps of Engineers, Section 404 of the Clean Water Act.
- Kentucky Division of Water on Section 401 of the Clean Water Act.
- Kentucky State Historic Preservation Office, Section 106 of the National Historic Preservation Act and Archaeology & Historic clearances.
- Other applicable federal and state agencies.

Mitigation fee shall be paid by the contractor prior to use of excess material site(s) and/or borrow site(s).

SPECIAL PROVISION FOR WASTE AND BORROW SITES

Obtain U.S. Army Corps of Engineer's approval before utilizing a waste or borrow site that involves "Waters of the United States". The Corps of Engineers defines "Waters of the United States" as perennial or intermittent streams, ponds or wetlands. The Corps of Engineers also considers ephemeral streams, typically dry except during rainfall but having a defined drainage channel, to be jurisdictional waters. Direct questions concerning any potential impacts to "Waters of the United States" to the attention of the appropriate District Office for the Corps of Engineers for a determination prior to disturbance. Be responsible for any fees associated with obtaining approval for waste and borrow sites from the U.S. Army Corps of Engineer or other appropriate regulatory agencies.

1-296 Waste & Borrow Sites
01/02/2012

SPECIAL NOTE FOR NON-TRACKING TACK COAT

1. DESCRIPTION AND USAGE. This specification covers the requirements and practices for applying a non-tracking tack asphalt coating. Place this material on the existing pavement course, prior to placement of a new asphalt pavement layer. Use when expedited paving is necessary or when asphalt tracking would negatively impact the surrounding area. This material is not suitable for other uses. Ensure material can “break” within 15 minutes under conditions listed in 3.2.
2. MATERIALS, EQUIPMENT, AND PERSONNEL.

2.1 Non-Tracking Tack. Provide material conforming to Subsection 2.1.1.

2.1.1 Provide a tack conforming to the following material requirements:

| Property | Specification | Test Procedure |
|---|---------------|----------------|
| Viscosity, SFS, 77 ° F | 20 – 100 | AASHTO T 72 |
| Sieve, % | 0.3 max. | AASHTO T 59 |
| Asphalt Residue ¹ , % | 50 min. | AASHTO T 59 |
| Oil Distillate, % | 1.0 max. | AASHTO T 59 |
| Residue Penetration, 77 ° F | 0 - 30 | AASHTO T 49 |
| Original Dynamic Shear (G*/sin δ), 82 ° C | 1.0 min. | AASHTO T 315 |
| Softening Point, ° F | 149 min. | AASHTO T 53 |
| Solubility, % | 97.5 min. | AASHTO T 44 |

¹ Bring sample to 212 °F over a 10-15 minute period. Maintain 212 °F for 15-20 minutes or until 30-40 mL of water has distilled. Continue distillation as specified in T59.

- 2.2. Equipment. Provide a distributor truck capable of heating, circulating, and spraying the tack between 170 °F and 180 °F. Do not exceed 180 °F. Circulate the material while heating. Provide the correct nozzles that is recommend by the producer to ensure proper coverage of tack is obtained. Ensure the bar can be raised to between 14” and 18” from the roadway.
 - 2.3. Personnel. Ensure the tack supplier has provided training to the contractor on the installation procedures for this product. Make a technical representative from the supplier available at the request of the Engineer.
3. CONSTRUCTION.
 - 3.1 Surface Preparation. Prior to the application of the non-tracking tack, ensure the pavement surface is thoroughly dry and free from dust or any other debris that would inhibit adhesion. Clean the surface by scraping, sweeping, and the use of compressed air. Ensure this preparation process occurs shortly before application to prevent the return of debris on to the pavement. If rain is expected within one hour after application, do not apply material. Apply material only when the surface is dry, and no precipitation is expected.

3.2 Non-tracking Tack Application. Placement of non-tracking tack is not permitted from October 1st to May 15th. When applying material, ensure the roadway temperature is a minimum of 40°F and rising. Prior to application, demonstrate competence in applying the tack according to this note to the satisfaction of the Engineer. Heat the tack in the distributor to between 170 – 180 °F. After the initial heating, between 170 – 180 °F, the material may be sprayed between 165 °F and 180 °F. Do not apply outside this temperature range. Apply material at a minimum rate of 0.70 pounds (0.08 gallons) per square yard. Ensure full coverage of the material on the pavement surface. Full coverage of this material is critical. Increase material application rate if needed to achieve full coverage. Schedule the work so that, at the end of the day's production, all non-tracking tack is covered with the asphalt mixture. If for some reason the non-tracking tack cannot be covered by an asphalt mixture, ensure the non-tracking tack material is clean and reapply the non-tracking tack prior to placing the asphalt mixture. Do not heat material more than twice in one day.

3.3 Non-tracking Tack Certification. Furnish the tack certification to the Engineer stating the material conforms to all requirements herein prior to use.

3.4 Sampling and Testing. The Department will require a sample of non-tracking tack be taken from the distributor at a rate of one sample per 15,000 tons of mix. Take two 1 gallon samples of the heated material and forward the sample to the Division of Materials for testing within 7 days. Ensure the product temperature is between 170 and 180 °F at the time of sampling.

4. MEASUREMENT. The Department will measure the quantity of non-tracking tack in tons. The Department will not measure for payment any extra materials, labor, methods, equipment, or construction techniques used to satisfy the requirements of this note. The Department will not measure for payment any trial applications of non-tracking tack, the cleaning of the pavement surface, or furnishing and placing the non-tracking tack. The Department will consider all such items incidental to the non-tracking tack.
5. PAYMENT. The Department will pay for the non-tracking tack at the Contract unit bid price and apply an adjustment for each manufacturer's lot of material based on the degree of compliance as defined in the following schedule. Non-tracking tack will not be permitted for use from October 1st to May 15th. During this timeframe, the department will allow the use of an approved asphalt emulsion in lieu of a non-tracking tack product but will not adjust the unit bid price of the material. When a sample fails on two or more tests, the Department may add the deductions, but the total deduction will not exceed 100 percent.

| Non-Tracking Tack Price Adjustment Schedule | | | | | | |
|---|---------------|----------|-------------|-------------|-------------|--------|
| Test | Specification | 100% Pay | 90% Pay | 80% Pay | 50% Pay | 0% Pay |
| Viscosity, SFS, 77 ° F | 20 – 100 | 19 - 102 | 17 - 18 | 15 - 16 | 14 | ≤13 |
| | | | 103 - 105 | 106 - 107 | 108 - 109 | ≥ 110 |
| Sieve, % | 0.30 max. | ≤ 0.40 | 0.41 - 0.50 | 0.51 - 0.60 | 0.61 - 0.70 | ≥ 0.71 |
| Asphalt Residue, % | 50 min. | ≥49.0 | 48.5 – 48.9 | 48.0 – 48.4 | 47.5-47.9 | ≤ 47.4 |
| Oil Distillate, % | 1.0 max. | ≤1.0 | 1.1-1.5 | 1.6 - 1.7 | 1.8-1.9 | >2.0 |
| Residue Penetration, 77 ° F. | 30 max. | ≤ 31 | 32 - 33 | 34 - 35 | 36 - 37 | ≥ 38 |
| Original Dynamic Shear (G*/sin δ), 82 ° C | 1.0 min. | ≥0.95 | 0.92 – 0.94 | 0.90 – 0.91 | 0.85 - 0.89 | ≤ 0.84 |
| Softening Point, ° F | 149 min. | ≥145 | 142 - 144 | 140 - 141 | 138 - 139 | ≤ 137 |
| Solubility, % | 97.5 min. | ≥ 97.0 | 96.8 – 96.9 | 96.6 – 96.7 | 96.4 – 96.5 | ≤ 96.3 |

Code
24970EC

Pay Item
Asphalt Material for Tack Non-Tracking

Pay Unit
Ton

Revised: May 23, 2022

SPECIAL NOTE FOR DOUBLE ASPHALT SEAL COAT

Use RS-2 or RS-2C asphalt material that is compatible with the seal aggregate. Apply the first course of asphalt seal coat at the rate of 3.2 lbs/sy of asphalt and 30 lbs/sy of size #78 seal coat aggregate. Apply the second course at 2.8 lbs/sy of asphalt and 20 lbs/sy of size #9M seal coat aggregate. The Engineer may adjust the rate of application as conditions warrant. Use caution in applying liquid asphalt material to avoid over spray getting on curbs, gutter, barrier walls, bridges, guardrail, and other roadway appurtenances.

The Department will not measure any surface preparation required prior to applying the asphalt seal coat, but shall be incidental to “Asphalt Material for Asphalt Seal Coat”.

1-3215 Double Asphalt Seal Coat
01/02/2012



KENTUCKY TRANSPORTATION CABINET

Department of Highways



DIVISION OF RIGHT OF WAY & UTILITIES

TC 62-226

Rev. 01/2016

Page 1 of 1

RIGHT OF WAY CERTIFICATION

| | | | | | |
|--|---|--|-------------------------|----------------------------|--|
| <input checked="" type="checkbox"/> | Original | <input type="checkbox"/> | Re-Certification | RIGHT OF WAY CERTIFICATION | |
| ITEM # | | COUNTY | | PROJECT # (STATE) | PROJECT # (FEDERAL) |
| 10-9018.00 | | Perry | | 1100 FD04 097 1317701R | N/A |
| PROJECT DESCRIPTION | | | | | |
| Hillside Cut to improve sight distance at the intersection of KY 476 and KY 3351 | | | | | |
| <input type="checkbox"/> | No Additional Right of Way Required | | | | |
| Construction will be within the limits of the existing right of way. The right of way was acquired in accordance to FHWA regulations under the Uniform Relocation Assistance and Real Property Acquisitions Policy Act of 1970, as amended. No additional right of way or relocation assistance were required for this project. | | | | | |
| <input checked="" type="checkbox"/> | Condition # 1 (Additional Right of Way Required and Cleared) | | | | |
| All necessary right of way, including control of access rights when applicable, have been acquired including legal and physical possession. Trial or appeal of cases may be pending in court but legal possession has been obtained. There may be some improvements remaining on the right-of-way, but all occupants have vacated the lands and improvements, and KYTC has physical possession and the rights to remove, salvage, or demolish all improvements and enter on all land. Just Compensation has been paid or deposited with the court. All relocations have been relocated to decent, safe, and sanitary housing or that KYTC has made available to displaced persons adequate replacement housing in accordance with the provisions of the current FHWA directive. | | | | | |
| <input type="checkbox"/> | Condition # 2 (Additional Right of Way Required with Exception) | | | | |
| The right of way has not been fully acquired, the right to occupy and to use all rights-of-way required for the proper execution of the project has been acquired. Some parcels may be pending in court and on other parcels full legal possession has not been obtained, but right of entry has been obtained, the occupants of all lands and improvements have vacated, and KYTC has physical possession and right to remove, salvage, or demolish all improvements. Just Compensation has been paid or deposited with the court for most parcels. Just Compensation for all pending parcels will be paid or deposited with the court prior to AWARD of construction contract | | | | | |
| <input type="checkbox"/> | Condition # 3 (Additional Right of Way Required with Exception) | | | | |
| The acquisition or right of occupancy and use of a few remaining parcels are not complete and/or some parcels still have occupants. All remaining occupants have had replacement housing made available to them in accordance with 49 CFR 24.204. KYTC is hereby requesting authorization to advertise this project for bids and to proceed with bid letting even though the necessary right of way will not be fully acquired, and/or some occupants will not be relocated, and/or the just compensation will not be paid or deposited with the court for some parcels until after bid letting. KYTC will fully meet all the requirements outlined in 23 CFR 635.309(c)(3) and 49 CFR 24.102(j) and will expedite completion of all acquisitions, relocations, and full payments after bid letting and prior to AWARD of the construction contract or force account construction. | | | | | |
| Total Number of Parcels on Project | | 1 | EXCEPTION (S) Parcel # | | ANTICIPATED DATE OF POSSESSION WITH EXPLANATION |
| Number of Parcels That Have Been Acquired | | | | | |
| Signed Deed | | 1 | | | |
| Condemnation | | | | | |
| Signed ROE | | | | | |
| Notes/ Comments (Text is limited. Use additional sheet if necessary.) | | | | | |
| P1 owner has relocated and vacated the residence. The building is currently being advertised for demolition and removal bids. The building is anticipated to be removed by July 31, 2024. | | | | | |
| LPA RW Project Manager | | | Right of Way Supervisor | | |
| Printed Name | | | Printed Name | | Aric Skaggs |
| Signature | | | Signature | |  Aric Skaggs |
| Date | | | Date | | 2024.06.27 08:30:35 -04'00' |
| Right of Way Director | | | FHWA | | |
| Printed Name | | | Printed Name | | |
| Signature | |  2024.06.27 | Signature | | |
| Date | | 08:36:59 -04'00' | Date | | |

UTILITIES AND RAIL CERTIFICATION NOTE

| |
|---|
| <p>Perry County No federal number available FD04 097 1317701U Mile point: 11.500 TO 11.600 Hillside Cut to improve sight distance at the intersection of KY 476 and KY 3351 at Robinson Elementary School. (2020BOP) (2021SCHSAF) ITEM NUMBER: 10-9018.00</p> |
|---|

PROJECT NOTES ON UTILITIES

Please Note: The information presented in this Utility Note is informational in nature and the information contained herein is not guaranteed.

The contractor will be responsible for contacting all utility facility owners on the subject project to coordinate his activities. The contractor will coordinate his activities to minimize and, where possible, avoid conflicts with utility facilities. Due to the nature of the work proposed, it is unlikely to conflict with the existing utilities beyond minor facility adjustments. Where conflicts with utility facilities are unavoidable, the contractor will coordinate any necessary relocation work with the facility owner and Resident Engineer. The Kentucky Transportation Cabinet maintains the right to remove or alter portions of this contract if a utility conflict occurs. The utility facilities as noted in the previous section(s) have been determined using data garnered by varied means and with varying degrees of accuracy: from the facility owners, a result of S.U.E., field inspections, and/or reviews of record drawings. The facilities defined may not be inclusive of all utilities in the project scope and are not Level A quality, unless specified as such. It is the contractor's responsibility to verify all utilities and their respective locations before excavating.

The contractor shall make every effort to protect underground facilities from damage as prescribed in the Underground Facility Damage Protection Act of 1994, Kentucky Revised Statute KRS 367.4901 to 367.4917. It is the contractor's responsibility to determine and take steps necessary to be in compliance with federal and state damage prevention directives. The contractor is instructed to contact KY 811 for the location of existing underground utilities. Contact shall be made a minimum of two (2) and no more than ten (10) business days prior to excavation. The contractor shall submit Excavation Locate Requests to the Kentucky Contact Center (KY 811) via web ticket entry. The submission of this request does not relieve the contractor from the responsibility of contacting non-member facility owners, whom are to be contacted through their individual Protection Notification Center. It may be necessary for the contractor to contact the County Court Clerk to determine what utility companies have facilities in the area. Non-compliance with these directives can result in the enforcement of penalties.

UTILITIES AND RAIL CERTIFICATION NOTE

| |
|--|
| <p>Perry County</p> <p>No federal number available</p> <p>FD04 097 1317701U</p> <p>Mile point: 11.500 TO 11.600</p> <p>Hillside Cut to improve sight distance at the intersection of KY 476 and KY 3351 at Robinson Elementary School. (2020BOP) (2021SCHSAF)</p> <p>ITEM NUMBER: 10-9018.00</p> |
|--|

NOTE: DO NOT DISTURB THE FOLLOWING FACILITIES LOCATED WITHIN THE PROJECT DISTURB LIMITS

- Charter Communications - CATV
- TDS Telecom - Communication
- City of Hazard - Water

The Contractor is fully responsible for protection of all utilities listed above

THE FOLLOWING FACILITY OWNERS ARE RELOCATING/ADJUSTING THEIR FACILITIES WITHIN THE PROJECT LIMITS AND WILL BE COMPLETE PRIOR TO CONSTRUCTION

- American Electric Power/Kentucky Power - Electric, Completion date: 3/31/2024

THE FOLLOWING FACILITY OWNERS HAVE FACILITIES TO BE RELOCATED/ADJUSTED BY THE OWNER OR THEIR SUBCONTRACTOR AND IS TO BE COORDINATED WITH THE ROAD CONTRACT

- Not Applicable

UTILITIES AND RAIL CERTIFICATION NOTE

Perry County

No federal number available

FD04 097 1317701U

Mile point: 11.500 TO 11.600

Hillside Cut to improve sight distance at the intersection of KY 476 and KY 3351 at Robinson Elementary School. (2020BOP) (2021SCHSAF)

ITEM NUMBER: 10-9018.00

THE FOLLOWING FACILITY OWNERS HAVE FACILITIES TO BE RELOCATED/ADJUSTED BY THE ROAD CONTRACTOR AS INCLUDED IN THIS CONTRACT

Not Applicable

RAIL COMPANIES HAVE FACILITIES IN CONJUNCTION WITH THIS PROJECT AS NOTED

☒ No Rail Involvement ☐ Rail Involved ☐ Rail Adjacent

UTILITIES AND RAIL CERTIFICATION NOTE

Perry County
No federal number available
FD04 097 1317701U
Mile point: 11.500 TO 11.600
Hillside Cut to improve sight distance at the intersection of KY 476 and KY 3351 at Robinson Elementary School. (2020BOP) (2021SCHSAF)
ITEM NUMBER: 10-9018.00

AREA FACILITY OWNER CONTACT LIST

| Facility Owner | Address | Contact Name | Phone | Email |
|---|---------------------------------------|---------------|------------|----------------------------|
| American Electric Power/Kentucky Power - Electric | 1400 East Main Street Hazard KY 41701 | Robert Pigman | 8007566937 | rgpigman@aep.com |
| Charter Communications - CATV | 1617 Foxhaven Dr. Richmond KY 40475 | Casey Short | 8596264817 | casey.short@charter.com |
| City of Hazard - Water | 700 Main Street Hazard Ky 41702 | Tony Eversole | 6064363171 | tony.eversole@hazardky.gov |
| TDS Telecom - Communication | 525 Junction Road Madison WI 53717 | Brian Resch | 6066640148 | brian.resch@tdstelecom.com |

GENERAL UTILITY NOTES AND INSTRUCTIONS APPLICABLE TO ALL UTILITY WORK MADE A PART OF THE ROAD CONSTRUCTION CONTRACT

The contractor should be aware the following utility notes and KYTC Utility Bid Item Descriptions shall supersede, replace and take precedence over any and all conflicting information that may be contained in utility owner supplied specifications contained in the contract, on plans supplied by the utility owner, or any utility owner specifications or information externally referenced in this contract.

Where information may have been omitted from these notes, bid item descriptions, utility owner supplied specifications or plans; the KYTC Standard Specifications for Road and Bridge Construction shall be referenced.

PROTECTION OF EXISTING UTILITIES

The existing utilities shown on the plans are shown as best known at the time the plans were developed and are to be used as a guide only by the Contractor. The Contractor shall use all means at his disposal to accurately locate all existing utilities, whether shown on the plans or not, prior to excavation. The contractor shall protect these utilities during construction. Any damage to existing utilities during construction that are shown or not shown on the plans shall be repaired at the Contractor's expense.

PREQUALIFIED UTILITY CONTRACTORS

Some utility owners may require contractors that perform relocation work on their respective facilities as a part of the road contract be prequalified or preapproved by the utility owner. **Utility contractors may be added via addendum if KYTC is instructed to do so by the utility owner. Potential contractors must seek prequalification from the utility owner. Any revisions must be sent from the utility owner to KYTC a minimum of one week prior to bid opening.** Those utility owners with a prequalification or preapproval requirement are as follows:

"No contractors are required to be prequalified or preapproved by the utility owner(s) to perform utility relocation work under this contract."

The bidding contractor needs to review the above list and choose from the list of approved subcontractors at the end of these general notes as identified above before bidding. When the list of approved subcontractors is provided, only subcontractors shown on the following list(s) will be allowed to work on that utility as a part of this contract. In such instances, the utility subcontractor is not required to be prequalified with the KYTC Division of Construction Procurement.

IF A UTILITY SUPPLIED CONTRACTOR LIST IS NOT PROVIDED

When the above list of approved subcontractors for the utility work is not provided, the utility work can be completed by the prime contractor, or a prime contractor-chosen subcontractor. In such instances, the subcontractor shall be prequalified with the KYTC Division of Construction Procurement in the work type of “Utilities” (I33). Those who would like to become prequalified may contact the Division of Construction Procurement at (502) 564-3500. Please note: it could take up to 30 calendar days for prequalification to be approved. The prequalification does not have to be approved prior to the bid, but must be approved before the subcontract will be approved by KYTC and the work can be performed.

CONTRACT ADMINISTRATION RELATIVE TO UTILITY WORK

All utility work is being performed as a part of a contract administered by KYTC; there is not a direct contract between the utility contractor and utility owner. The KYTC Section Engineer is ultimately responsible for the administration of the road contract and any utility work included in the contract.

SUBMITTALS AND CORRESPONDENCE

All submittals and correspondence of any kind relative to utility work included in the road contract shall be directed to the KYTC Section Engineer, a copy of which may also be supplied to the utility owner by the contractor to expedite handling of items like material approvals and shop drawings. All approvals and correspondence generated by the utility owner shall be directed to the KYTC Section Engineer. The KYTC Section Engineer will relay any approvals or correspondence to the utility contractor as appropriate. At no time shall any direct communication between the utility owner and utility contractor without the communication flowing through the KYTC Section Engineer be considered official and binding under the contract.

ENGINEER

Where the word “Engineer” appears in any utility owner specifications included in this proposal, utility owner specifications included as a part of this contract by reference or on the utility relocation plans, it shall be understood the “Engineer” is the Kentucky Transportation Cabinet (KYTC) Section Engineer or designated representative and the utility owner engineer or designated representative jointly. Both engineers must mutually agree upon all decisions made with regard to the utility construction. The Transportation Cabinet, Section Engineer shall make all final decisions in all disputes.

INSPECTOR OR RESIDENT PROJECT REPRESENTATIVE

Where the word “Inspector” or “Resident Project Representative” appears in the utility specifications included in this proposal, utility owner specifications included as a part of this contract by reference or on the utility relocation plans, it shall be understood the “Inspector” or “Resident Project Representative” is the utility owner inspector and KYTC inspector jointly. The Transportation Cabinet, Section Engineer shall make all final decisions in all disputes.

NOTICE TO UTILITY OWNERS OF THE START OF WORK

One month before construction is to start on a utility, the utility contractor shall make notice to the KYTC Section Engineer and the utility owner of when work on a utility is anticipated to start. The utility contractor shall again make confirmation notice to the KYTC Section Engineer and the utility owner one week before utility work is to actually start.

UTILITY SHUTDOWNS

The Contractor shall not shut down any active and in-service mains, utility lines or services for any reason unless specifically given permission to do so by the utility owner. The opening and closing of valves and operating of other active utility facilities for main, utility line or utility service shut downs are to be performed by the utility owner unless specific permission is given to the contractor by the owner to make shutdowns. If and when the utility owner gives the contractor permission to shutdown mains, utility lines or utility services, the contractor shall do so following the rules, procedures and regulations of the utility owner. Any permission given by the utility owner to the contractor to shutdown active and in-service mains, utility lines or services shall be communicated to the KYTC Section Engineer by the utility owner that such permission has been given.

Notice to customers of utility shut downs is sometimes required to be performed by the utility contractor. The contractor may be required; but, is not limited to, making notice to utility customers in a certain minimum amount of time in advance of the shut down and by whatever means of communication specified by the utility owner. The means of communication to the customer may be; but is not limited to, a door hanger, notice by newspaper ad, telephone contact, or any combination of communication methods deemed necessary, customary and appropriate by the utility owner. The contractor should refer to the utility owner specifications for requirements on customer notice.

Any procedure the utility owner may require the contractor to perform by specification or plan note and any expense the contractor may incur to comply with the utility owner's shut down procedure and notice to customers shall be considered an incidental expense to the utility construction.

CUSTOMER SERVICE AND LATERAL ABANDONMENTS When temporary or permanent abandonment of customer water, gas, or sewer services or laterals are necessary during relocation of utilities included in the contract, the utility contractor shall perform these abandonments as part of the contract as incidental work. No separate payment will be made for service line and lateral abandonments. The contractor shall provide all labor, equipment and materials to accomplish the temporary or permanent abandonment in accordance with the plans, specifications and/or as directed by the engineer. Abandonment may include, but is not limited to, digging down on a water or gas main at the tap to turn off the tap valve or corporation stop and/or capping or plugging the tap, digging down on a sewer tap at the main and plugging or capping the tap, digging down on a service line or lateral at a location shown on the plans or agreeable to the engineer and capping or plugging, or performing any other work necessary to abandon the service or lateral to satisfactorily accomplish the final utility relocation.

STATIONS AND DISTANCES

All stations and distances, when indicated for utility placement in utility relocation plans or specifications, are approximate; therefore, some minor adjustment may have to be made during construction to fit actual field conditions. Any changes in excess of 6 inches of plan location shall be reviewed and approved jointly by the KYTC Section Engineer or designated representative and utility owner engineer or designated representative. Changes in location without prior approval shall be remedied by the contractor at his own expense if the unauthorized change creates an unacceptable conflict or condition.

RESTORATION

Temporary and permanent restoration of paved or stone areas due to utility construction shall be considered incidental to the utility work. No separate payment will be made for this work. Temporary restoration shall be as directed by the KYTC Section Engineer. Permanent restoration shall be “in-kind” as existing.

Restoration of seed and sod areas will be measured and paid under the appropriate seeding and sodding bid items established in the contract for roadway work.

BELOW ARE NOTES FOR WHEN “INST” ITEMS ARE IN THE CONTRACT MEANING THE UTILITY COMPANY IS PROVIDING CERTAIN MATERIALS FOR UTILITY RELOCATION

MATERIAL

Contrary to Utility Bid Item Descriptions, those bid items that have the text “**Inst**” at the end of the bid item will have the major components of the bid item provided by the utility owner. No direct payment will be made for the major material component(s) supplied by the utility company. All remaining materials required to construct the bid item as detailed in utility bid item descriptions, in utility specifications and utility plans that are made a part of this contract will be supplied by the contractor. The contractor’s bid price should reflect the difference in cost due to the provided materials.

The following utility owners have elected to provide the following materials for work under this contract:

“No materials are being supplied by the utility owner(s). All materials are to be supplied by the contractor per bid item descriptions, utility specifications and utility plans.”

SECURITY OF SUPPLIED MATERIALS

If any utility materials are to be supplied by the utility owner, it will be the responsibility of the utility contractor to secure all utility owner supplied materials after delivery to the project site. The utility contractor shall coordinate directly with the utility owner and their suppliers for delivery and security of the supplied materials. Any materials supplied by the utility owner and delivered to the construction site that are subsequently stolen, damaged or vandalized and deemed unusable shall be replaced with like materials at the contractor’s expense.

KyTC BMP Plan for Project PCN ## - #####



Kentucky Transportation Cabinet

Highway District 10

And

_____ (2), Construction

Kentucky Pollutant Discharge Elimination System

Permit KYR10

Best Management Practices (BMP) plan

Groundwater protection plan

For Highway Construction Activities

For KYTC SYP #10-9018.00

**[Hillside cut to improve sight distance at
intersection of KY 476 and KY 3351]**

Project: PCN ## - #####

KyTC BMP Plan for Project PCN ## -

Project information

Note – (1) = Design (2) = Construction (3) = Contractor

1. Owner – Kentucky Transportation Cabinet, District _10_
2. Resident Engineer: (2)
3. Contractor name: (2)
Address: (2)

Phone number: (2)
Contact: (2)
Contractors agent responsible for compliance with the KPDES permit requirements (3):
4. Project Control Number (2)
5. Route (Address) KY 476 in Perry County at intersection of KY 476 and Ky 3351 (1)
6. Latitude/Longitude (project mid-point) 37°22'05", -83°09'02" (1)
7. County (project mid-point) Perry (1)
8. Project start date (date work will begin): (2)
9. Projected completion date: (2)

A. Site description:

1. Nature of Construction Activity (from letting project description)
Roadway widening/improvement along KY 15 from MP 16.75 to MP 17.9.
Excavation and blasting, constructing of culvert pipes and pavement, and bank stabilization. (1)

KyTC BMP Plan for Project PCN ## -

2. Order of major soil disturbing activities (2) and (3)
3. Projected volume of material to be moved
5274 cubic yards to be excavated. (1)
4. Estimate of total project area (acres) Approximately 0.8 acre (1)
5. Estimate of area to be disturbed (acres) Approximately 0.8 acre (1)
6. Post construction runoff coefficient will be included in the project drainage folder. Persons needing information pertaining to the runoff coefficient will contact the resident engineer to request this information.
7. Data describing existing soil condition (2)
8. Data describing existing discharge water quality (if any) (1) & (2)
9. Receiving water name Troublesome Creek
10. TMDLs and Pollutants of Concern in Receiving Waters: (1 DEA)
11. Site map – Project layout sheet plus the erosion control sheets in the project plans that depict Disturbed Drainage Areas (DDAs) and related information. These sheets depict the existing project conditions with areas delineated by DDA (drainage area bounded by watershed breaks and right of way limits), the storm water discharge locations (either as a point discharge or as overland flow) and the areas that drain to each discharge point. These plans define the limits of areas to be disturbed and the location of control measures. Controls will be either site specific as designated by the designer or will be annotated by the contractor and resident engineer before disturbance commences. The project layout sheet shows the surface waters and wetlands.
12. Potential sources of pollutants:

The primary source of pollutants is solids that are mobilized during storm events. Other sources of pollutants include oil/fuel/grease from servicing and operating construction equipment, concrete washout water, sanitary wastes and trash/debris. (3)

B. Sediment and Erosion Control Measures:

KyTC BMP Plan for Project PCN ## -

1. Plans for highway construction projects will include erosion control sheets that depict Disturbed Drainage Areas (DDAs) and related information. These plan sheets will show the existing project conditions with areas delineated by DDA within the right of way limits, the discharge points and the areas that drain to each discharge point. Project managers and designers will analyze the DDAs and identify Best Management Practices (BMPs) that are site specific. The balance of the BMPs for the project will be listed in the bid documents for selection and use by the contractor on the project with approval by the resident engineer.

Projects that do not have DDAs annotated on the erosion control sheets will employ the same concepts for development and managing BMP plans.

2. Following award of the contract, the contractor and resident engineer will annotate the erosion control sheets showing location and type of BMPs for each of the DDAs that will be disturbed at the outset of the project. This annotation will be accompanied by an order of work that reflects the order or sequence of major soil moving activities. The remaining DDAs are to be designated as "Do Not Disturb" until the contractor and resident engineer prepare the plan for BMPs to be employed. The initial BMP's shall be for the first phase (generally Clearing and Grubbing) and shall be modified as needed as the project changes phases. The BMP Plan will be modified to reflect disturbance in additional DDA's as the work progresses. All DDA's will have adequate BMP's in place before being disturbed.
3. As DDAs are prepared for construction, the following will be addressed for the project as a whole or for each DDA as appropriate:
 - Construction Access – This is the first land-disturbing activity. As soon as construction begins, bare areas will be stabilized with gravel and temporary mulch and/or vegetation.
 - At the beginning of the project, all DDAs for the project will be inspected for areas that are a source of storm water pollutants. Areas that are a source of pollutants will receive appropriate cover or BMPs to arrest the introduction of pollutants into storm water. Areas that have not been opened by the contractor will be inspected periodically (once per month) to determine if there is a need to employ BMPs to keep pollutants from entering storm water.
 - Clearing and Grubbing – The following BMP's will be considered and used where appropriate.
 - Leaving areas undisturbed when possible.
 - Silt basins to provide silt volume for large areas.

KyTC BMP Plan for Project PCN ## -

- Silt Traps Type A for small areas.
- Silt Traps Type C in front of existing and drop inlets which are to be saved
- Diversion ditches to catch sheet runoff and carry it to basins or traps or to divert it around areas to be disturbed.
- Brush and/or other barriers to slow and/or divert runoff.
- Silt fences to catch sheet runoff on short slopes. For longer slopes, multiple rows of silt fence may be considered.
- Temporary Mulch for areas which are not feasible for the fore mentioned types of protections.
- Non-standard or innovative methods.
- Cut & Fill and placement of drainage structures - The BMP Plan will be modified to show additional BMP's such as:
 - Silt Traps Type B in ditches and/or drainways as they are completed
 - Silt Traps Type C in front of pipes after they are placed
 - Channel Lining
 - Erosion Control Blanket
 - Temporary mulch and/or seeding for areas where construction activities will be ceased for 21 days or more.
 - Non-standard or innovative methods
- Profile and X-Section in place – The BMP Plan will be modified to show elimination of BMP's which had to be removed and the addition of new BMP's as the roadway was shaped. Probably changes include:
 - Silt Trap Type A, Brush and/or other barriers, Temporary Mulch, and any other BMP which had to be removed for final grading to take place.
 - Additional Silt Traps Type B and Type C to be placed as final drainage patterns are put in place.
 - Additional Channel Lining and/or Erosion Control Blanket.
 - Temporary Mulch for areas where Permanent Seeding and Protection cannot be done within 21 days.
 - Special BMP's such as Karst Policy
- Finish Work (Paving, Seeding, Protect, etc.) – A final BMP Plan will result from modifications during this phase of construction. Probably changes include:
 - Removal of Silt Traps Type B from ditches and drainways if they are protected with other BMP's which are sufficient to control erosion, i.e. Erosion Control Blanket or Permanent Seeding and Protection on moderate grades.
 - Permanent Seeding and Protection
 - Placing Sod
 - Planting trees and/or shrubs where they are included in the project

KyTC BMP Plan for Project PCN ## -

- BMP's including Storm Water Management Devices such as velocity dissipation devices and Karst policy BMP's to be installed during construction to control the pollutants in storm water discharges that will occur after construction has been completed are : (1)

C. Other Control Measures

1. No solid materials, including building materials, shall be discharged to waters of the commonwealth, except as authorized by a Section 404 permit.

All waste materials that may leach pollutants (paint and paint containers, caulk tubes, oil/grease containers, liquids of any kind, soluble materials, etc.) will be collected and stored in appropriate covered waste containers. Waste containers shall be removed from the project site on a sufficiently frequent basis as to not allow wastes to become a source of pollution. All personnel will be instructed regarding the correct procedure for waste disposal. Wastes will be disposed in accordance with appropriate regulations. Notices stating these practices will be posted in the office.

2. Hazardous Waste

All hazardous waste materials will be managed and disposed of in the manner specified by local or state regulation. The contractor shall notify the Resident Engineer if there any hazardous wastes being generated at the project site and how these wastes are being managed. Site personnel will be instructed with regard to proper storage and handling of hazardous wastes when required. The Transportation Cabinet will file for generator, registration when appropriate, with the Division of Waste Management and advise the contractor regarding waste management requirements.

3. Spill Prevention

The following material management practices will be used to reduce the risk of spills or other exposure of materials and substances to the weather and/or runoff.

- **Good Housekeeping:**

The following good housekeeping practices will be followed onsite during the construction project.

- An effort will be made to store only enough product required to do the job

KyTC BMP Plan for Project PCN ## -

- All materials stored onsite will be stored in a neat, orderly manner in their appropriate containers and, if possible, under a roof or other enclosure
- Products will be kept in their original containers with the original manufacturer's label
- Substances will not be mixed with one another unless recommended by the manufacturer
- Whenever possible, all of the product will be used up before disposing of the container
- Manufacturers' recommendations for proper use and disposal will be followed
- The site contractor will inspect daily to ensure proper use and disposal of materials onsite

➤ **Hazardous Products:**

These practices will be used to reduce the risks associated with any and all hazardous materials.

- Products will be kept in original containers unless they are not resealable
- Original labels and material safety data sheets (MSDS) will be reviewed and retained
- Contractor will follow procedures recommended by the manufacturer when handling hazardous materials
- If surplus product must be disposed of, manufacturers' or state/local recommended methods for proper disposal will be followed

The following product-specific practices will be followed onsite:

➤ **Petroleum Products:**

Vehicles and equipment that are fueled and maintained on site will be monitored for leaks, and receive regular preventative maintenance to reduce the chance of leakage. Petroleum products onsite will be stored in tightly sealed containers, which are clearly labeled and will be protected from exposure to weather.

The contractor shall prepare an Oil Pollution Spill Prevention Control and Countermeasure plan when the project that involves the storage of petroleum products in 55 gallon or larger containers with a total combined storage capacity of 1,320 gallons. This is a requirement of 40 CFR 112.

This project (will / will not) (3) have over 1,320 gallons of petroleum products with a total capacity, sum of all containers 55 gallon capacity and larger.

KyTC BMP Plan for Project PCN ## -

➤ **Fertilizers:**

Fertilizers will be applied at rates prescribed by the contract, standard specifications or as directed by the resident engineer. Once applied, fertilizer will be covered with mulch or blankets or worked into the soil to limit exposure to storm water. Storage will be in a covered shed. The contents of any partially used bags of fertilizer will be transferred to a sealable plastic bin to avoid spills.

➤ **Paints:**

All containers will be tightly sealed and stored indoors or under roof when not being used. Excess paint or paint wash water will not be discharged to the drainage or storm sewer system but will be properly disposed of according to manufacturers' instructions or state and local regulations.

➤ **Concrete Truck Washout:**

Concrete truck mixers and chutes will not be washed on pavement, near storm drain inlets, or within 75 feet of any ditch, stream, wetland, lake, or sinkhole. Where possible, excess concrete and wash water will be discharged to areas prepared for pouring new concrete, flat areas to be paved that are away from ditches or drainage system features, or other locations that will not drain off site. Where this approach is not possible, a shallow earthen wash basin will be excavated away from ditches to receive the wash water

➤ **Spill Control Practices**

In addition to the good housekeeping and material management practices discussed in the previous sections of this plan, the following practices will be followed for spill prevention and cleanup:

- Manufacturers' recommended methods for spill cleanup will be clearly posted. All personnel will be made aware of procedures and the location of the information and cleanup supplies.
- Materials and equipment necessary for spill cleanup will be kept in the material storage area. Equipment and materials will include as appropriate, brooms, dust pans, mops, rags, gloves, oil absorbents, sand, sawdust, and plastic and metal trash containers.
- All spills will be cleaned up immediately after discovery.
- The spill area will be kept well ventilated and personnel will wear appropriate protective clothing to prevent injury from contact with a hazardous substance.
- Spills of toxic or hazardous material will be reported to the appropriate state/local agency as required by KRS 224 and applicable federal law.
- The spill prevention plan will be adjusted as needed to prevent spills from reoccurring and improve spill response and cleanup.

KyTC BMP Plan for Project PCN ## -

- Spills of products will be cleaned up promptly. Wastes from spill clean up will be disposed in accordance with appropriate regulations.

D. Other State and Local Plans

This BMP plan shall include any requirements specified in sediment and erosion control plans, storm water management plans or permits that have been approved by other state or local officials. Upon submittal of the NOI, other requirements for surface water protection are incorporated by reference into and are enforceable under this permit (even if they are not specifically included in this BMP plan). This provision does not apply to master or comprehensive plans, non-enforceable guidelines or technical guidance documents that are not identified in a specific plan or permit issued for the construction site by state or local officials. (1)

E. Maintenance

1. The BMP plan shall include a clear description of the maintenance procedures necessary to keep the control measures in good and effective operating condition.
- Maintenance of BMPs during construction shall be a result of weekly and post rain event inspections with action being taken by the contractor to correct deficiencies.
 - Post Construction maintenance will be a function of normal highway maintenance operations. Following final project acceptance by the cabinet, district highway crews will be responsible for identification and correction of deficiencies regarding ground cover and cleaning of storm water BMPs. The project manager shall identify any BMPs that will be for the purpose of post construction storm water management with specific guidance for any non-routine maintenance. (1)

F. Inspections

Inspection and maintenance practices that will be used to maintain erosion and sediment controls:

- All erosion prevention and sediment control measures will be inspected at least once each week and following any rain of one-half inch or more.

KyTC BMP Plan for Project PCN ## -

- Inspections will be conducted by individuals that have successfully completed the KEPSC-RI course as required by Section 213.02.02 of the Standard Specifications for Road and Bridge Construction, current edition.
- Inspection reports will be written, signed, dated, and kept on file.
- Areas at final grade will be seeded and mulched within 14 days.
- Areas that are not at final grade where construction has ceased for a period of 21 days or longer and soil stock piles shall receive temporary mulch no later than 14 days from the last construction activity in that area.
- All measures will be maintained in good working order; if a repair is necessary, it will be initiated within 24 hours of being reported.
- Built-up sediment will be removed from behind the silt fence before it has reached halfway up the height of the fence.
- Silt fences will be inspected for bypassing, overtopping, undercutting, depth of sediment, tears, and to ensure attachment to secure posts.
- Sediment basins will be inspected for depth of sediment, and built-up sediment will be removed when it reaches 70 percent of the design capacity and at the end of the job.
- Diversion dikes and berms will be inspected and any breaches promptly repaired. Areas that are eroding or scouring will be repaired and re-seeded / mulched as needed.
- Temporary and permanent seeding and mulching will be inspected for bare spots, washouts, and healthy growth. Bare or eroded areas will be repaired as needed.
- All material storage and equipment servicing areas that involve the management of bulk liquids, fuels, and bulk solids will be inspected weekly for conditions that represent a release or possible release of pollutants to the environment.

G. Non – Storm Water discharges

It is expected that non-storm water discharges may occur from the site during the construction period. Examples of non-storm water discharges include:

- Water from water line flushings.
- Water from cleaning concrete trucks and equipment.
- Pavement wash waters (where no spills or leaks of toxic or hazardous materials have occurred).
- Uncontaminated groundwater and rain water (from dewatering during excavation).

KyTC BMP Plan for Project PCN ## -

All non-storm water discharges will be directed to the sediment basin or to a filter fence enclosure in a flat vegetated infiltration area or be filtered via another approved commercial product.

H. Groundwater Protection Plan (3)

This plan serves as the groundwater protection plan as required by 401 KAR 5:037.

➤ Contractors statement: (3)

The following activities, as enumerated by 401 KAR 5:037 Section 2 that require the preparation and implementation of a groundwater protection plan, will or may be may be conducted as part of this construction project:

_____ 2. (e) land treatment or land disposal of a pollutant;

_____ 2. (f) Storing, ..., or related handling of hazardous waste, solid waste or special waste, ..., in tanks, drums, or other containers, or in piles, (This does not include wastes managed in a container placed for collection and removal of municipal solid waste for disposal off site);

_____ 2. (g) Handling of materials in bulk quantities (equal or greater than 55 gallons or 100 pounds net dry weight transported held in an individual container) that, if released to the environment, would be a pollutant;

_____ 2. (j) Storing or related handling of road oils, dust suppressants,, at a central location;

_____ 2. (k) Application or related handling of road oils, dust suppressants or deicing materials, (does not include use of chloride-based deicing materials applied to roads or parking lots);

_____ 2. (m) Installation, construction, operation, or abandonment of wells, bore holes, or core holes, (this does not include bore holes for the purpose of explosive demolition);

Or, check the following only if there are no qualifying activities

_____ There are no activities for this project as listed in 401 KAR 5:037 Section 2 that require the preparation and implementation of a groundwater protection plan.

The contractor is responsible for the preparation of a plan that addresses the

KyTC BMP Plan for Project PCN ## -

401 KAR 5:037 Section 3. (3) Elements of site specific groundwater protection plan:

- (a) General information about this project is covered in the Project information;
- (b) Activities that require a groundwater protection plan have been identified above;
- (c) Practices that will protect groundwater from pollution are addressed in section C. Other control measures.
- (d) Implementation schedule – all practices required to prevent pollution of groundwater are to be in place prior to conducting the activity;
- (e) Training is required as a part of the ground water protection plan. All employees of the contractor, sub-contractor and resident engineer personnel will be trained to understand the nature and requirements of this plan as they pertain to their job function(s). Training will be accomplished within one week of employment and annually thereafter. A record of training will be maintained by the contractor with a copy provide to the resident engineer.
- (f) Areas of the project and groundwater plan activities will be inspected as part of the weekly sediment and erosion control inspections
- (g) Certification (see signature page.)

KyTC BMP Plan for Project PCN ## - #####

Contractor and Resident Engineer Plan certification

The contractor that is responsible for implementing this BMP plan is identified in the Project Information section of this plan.

The following certification applies to all parties that are signatory to this BMP plan:

I certify under penalty of law that this document and all attachments were prepared under my direction or supervision in accordance with a system designed to assure that qualified personnel properly gathered and evaluated the information submitted. Based on my inquiry of the person or persons who manage the system, or those persons directly responsible for gathering the information, the information submitted is, to the best of my knowledge and belief, true, accurate, and complete. I am aware that there are significant penalties for submitting false information, including the possibility of fine and imprisonment for knowing violations. Further, this plan complies with the requirements of 401 KAR 5:037. By this certification, the undersigned state that the individuals signing the plan have reviewed the terms of the plan and will implement its provisions as they pertain to ground water protection.

Resident Engineer and Contractor Certification:

(2) Resident Engineer signature

Signed _____ title _____, _____
Typed or printed name² signature

(3) Signed _____ title _____, _____
Typed or printed name¹ signature

1. Contractors Note: to be signed by a person who is the owner, a responsible corporate officer, a general partner or the proprietor or a person designated to have the authority to sign reports by such a person in accordance with 401 KAR 5:060 Section 9. This delegation shall be in writing to: Manager, KPDES Branch, Division of Water, 14 Reilly Road, Frankfort Kentucky 40601. Reference the Project Control Number (PCN) and KPDES number when one has been issued.
2. KyTC note: to be signed by the Chief District Engineer or a person designated to have the authority to sign reports by such a person (usually the resident engineer) in accordance with 401 KAR 5:060 Section 9. This delegation shall be in writing to: Manager, KPDES Branch, Division of Water, 14 Reilly Road, Frankfort Kentucky 40601 Reference the Project Control Number (PCN) and KPDES number when one has been issued.

Sub-Contractor Certification

KENTUCKY TRANSPORTATION CABINET
COMMUNICATING ALL PROMISES (CAP)

Item No. 10 - 9018County: PerryRoute: 476Project Manager: MIN JIANG

Item No. 10 - 9018County: StatewideRoute: 0Project Manager: MIN JIANG

6/27/24

| CAP # | Date of Promise | Promise made to: | Location of Promise: | CAP Description |
|-------|-----------------|------------------|----------------------|-----------------|
| | | | | |

NO CAP NOTES

PART II

SPECIFICATIONS AND STANDARD DRAWINGS

STANDARD SPECIFICATIONS

Any reference in the plans or proposal to previous editions of the *Standard Specifications for Road and Bridge Construction* and *Standard Drawings* are superseded by *Standard Specifications for Road and Bridge Construction, Edition of 2019* and *Standard Drawings, Edition of 2020*.

SUPPLEMENTAL SPECIFICATIONS

The contractor shall use the Supplemental Specifications that are effective at the time of letting. The Supplemental Specifications can be found at the following link:
<http://transportation.ky.gov/Construction/Pages/Kentucky-Standard-Specifications.aspx>

SPECIAL NOTE FOR PORTABLE CHANGEABLE MESSAGE SIGNS

This Special Note will apply when indicated on the plans or in the proposal.

1.0 DESCRIPTION. Furnish, install, operate, and maintain variable message signs at the locations shown on the plans or designated by the Engineer. Remove and retain possession of variable message signs when they are no longer needed on the project.

2.0 MATERIALS.

2.1 General. Use LED Variable Message Signs Class I, II, or III, as appropriate, from the Department's List of Approved Materials.

Unclassified signs may be submitted for approval by the Engineer. The Engineer may require a daytime and nighttime demonstration. The Engineer will make a final decision within 30 days after all required information is received.

2.2 Sign and Controls. All signs must:

- 1) Provide 3-line messages with each line being 8 characters long and at least 18 inches tall. Each character comprises 35 pixels.
- 2) Provide at least 40 preprogrammed messages available for use at any time. Provide for quick and easy change of the displayed message; editing of the message; and additions of new messages.
- 3) Provide a controller consisting of:
 - a) Keyboard or keypad.
 - b) Readout that mimics the actual sign display. (When LCD or LCD type readout is used, include backlighting and heating or otherwise arrange for viewing in cold temperatures.)
 - c) Non-volatile memory or suitable memory with battery backup for storing pre-programmed messages.
 - d) Logic circuitry to control the sequence of messages and flash rate.
- 4) Provide a serial interface that is capable of supporting complete remote control ability through land line and cellular telephone operation. Include communication software capable of immediately updating the message, providing complete sign status, and allowing message library queries and updates.
- 5) Allow a single person easily to raise the sign to a satisfactory height above the pavement during use, and lower the sign during travel.
- 6) Be Highway Orange on all exterior surfaces of the trailer, supports, and controller cabinet.
- 7) Provide operation in ambient temperatures from -30 to + 120 degrees Fahrenheit during snow, rain and other inclement weather.
- 8) Provide the driver board as part of a module. All modules are interchangeable, and have plug and socket arrangements for disconnection and reconnection. Printed circuit boards associated with driver boards have a conformable coating to protect against moisture.
- 9) Provide a sign case sealed against rain, snow, dust, insects, etc. The lens is UV stabilized clear plastic (polycarbonate, acrylic, or other approved material) angled to prevent glare.
- 10) Provide a flat black UV protected coating on the sign hardware, character PCB, and appropriate lens areas.
- 11) Provide a photocell control to provide automatic dimming.

11

- 12) Allow an on-off flashing sequence at an adjustable rate.
- 13) Provide a sight to aim the message.
- 14) Provide a LED display color of approximately 590 nm amber.
- 15) Provide a controller that is password protected.
- 16) Provide a security device that prevents unauthorized individuals from accessing the controller.
- 17) Provide the following 3-line messages preprogrammed and available for use when the sign unit begins operation:

| | |
|-------------------------|-------------------------|
| /KEEP/RIGHT/⇒⇒⇒/ | /MIN/SPEED/**MPH/ |
| /KEEP/LEFT/⇐⇐⇐/ | /ICY/BRIDGE/AHEAD/ /ONE |
| /LOOSE/GRAVEL/AHEAD/ | LANE/BRIDGE/AHEAD/ |
| /RD WORK/NEXT/**MILES/ | /ROUGH/ROAD/AHEAD/ |
| /TWO WAY/TRAFFIC/AHEAD/ | /MERGING/TRAFFIC/AHEAD/ |
| /PAINT/CREW/AHEAD/ | /NEXT/**/MILES/ |
| /REDUCE/SPEED/**MPH/ | /HEAVY/TRAFFIC/AHEAD/ |
| /BRIDGE/WORK/**0 FT/ | /SPEED/LIMIT/**MPH/ |
| /MAX/SPEED/**MPH/ | /BUMP/AHEAD/ |
| /SURVEY/PARTY/AHEAD/ | /TWO/WAY/TRAFFIC/ |

*Insert numerals as directed by the Engineer.

Add other messages during the project when required by the Engineer.

2.3 Power.

- 1) Design solar panels to yield 10 percent or greater additional charge than sign consumption. Provide direct wiring for operation of the sign or arrow board from an external power source to provide energy backup for 21 days without sunlight and an on-board system charger with the ability to recharge completely discharged batteries in 24 hours.

3.0 CONSTRUCTION. Furnish and operate the variable message signs as designated on the plans or by the Engineer. Ensure the bottom of the message panel is a minimum of 7 feet above the roadway in urban areas and 5 feet above in rural areas when operating. Use Class I, II, or III signs on roads with a speed limit less than 55 mph. Use Class I or II signs on roads with speed limits 55 mph or greater.

Maintain the sign in proper working order, including repair of any damage done by others, until completion of the project. When the sign becomes inoperative, immediately repair or replace the sign. Repetitive problems with the same unit will be cause for rejection and replacement.

Use only project related messages and messages directed by the Engineer, unnecessary messages lessen the impact of the sign. Ensure the message is displayed in either one or 2 phases with each phase having no more than 3 lines of text. When no message is needed, but it is necessary to know if the sign is operable, flash only a pixel.

When the sign is not needed, move it outside the clear zone or where the Engineer directs. Variable Message Signs are the property of the Contractor and shall be removed from the project when no longer needed. The Department will not assume ownership of these signs.

4.0 MEASUREMENT. The final quantity of Variable Message Sign will be

11
the actual number of individual signs acceptably furnished and operated during the project. The Department will not measure signs replaced due to damage or rejection.

5.0 PAYMENT. The Department will pay for the Variable Message Signs at the unit price each. The Department will not pay for signs replaced due to damage or rejection. Payment is full compensation for furnishing all materials, labor, equipment, and service necessary to, operate, move, repair, and maintain or replace the variable message signs. The Department will make payment for the completed and accepted quantities under the following:

| <u>Code</u> | <u>Pay Item</u> | <u>Pay Unit</u> |
|-------------|----------------------------------|-----------------|
| 02671 | Portable Changeable Message Sign | Each |

Effective June 15, 2012

SPECIAL NOTE FOR ROCK BLASTING

This Special Note will apply when indicated on the plans or in the proposal. Section references herein are to the Department's Current Standard Specifications for Road and Bridge Construction.

1.0 DESCRIPTION. This work consists of fracturing rock and constructing stable final rock cut faces using presplit blasting and production blasting techniques.

2.0 MATERIALS. Deliver, store, and use explosives according to the manufacturer's recommendations and applicable laws. Do not use explosives outside their recommended use date. Verify date of manufacture and provide copies of the technical data sheets (TDS) and material safety data sheets (MSDS) to the Engineer. Explosives and initiating devices include, but are not necessarily limited to, dynamite and other high explosives, slurries, water gels, emulsions, blasting agents, initiating explosives, detonators, blasting caps, and detonating cord.

3.0 CONSTRUCTION. Furnish copies or other proof of all-applicable permits and licenses. Comply with Federal, State, and local regulations on the purchase, transportation, storage, and use of explosive material. Regulations include but are not limited to the following:

- 1) KRS 351.310 through 351.9901.
- 2) 805 KAR 4:005 through 4:165
- 3) Applicable rules and regulations issued by the Office of Mine Safety and Licensing.
- 4) Safety and health. OSHA, 29 CFR Part 1926, Subpart U.
- 5) Storage, security, and accountability. Bureau of Alcohol, Tobacco, and Firearms (BATF), 27 CFR Part 181.
- 6) Shipment. DOT, 49 CFR Parts 171-179, 390-397.

3.1 Blaster-in-Charge. Designate in writing a blaster-in-charge and any proposed alternates for the position. Submit documentation showing the blaster-in-charge, and alternates, have a valid Kentucky blaster's license. Ensure the blaster-in-charge or approved alternate is present at all times during blasting operations.

3.2 Blasting Plans. Blasting plans and reports are for quality control and record keeping purposes. Blasting reports are to be signed by the blaster-in-charge or the alternate blaster-in-charge. The general review and acceptance of blasting plans does not relieve the Contractor of the responsibility whatsoever for conformance to regulations or for obtaining the required results. All blasting plans shall be submitted to the Engineer. The Engineer will be responsible for submitting the plan to the Central Office Division of Construction and the Division of Mine Reclamation and Enforcement, Explosives and Blasting Branch at the following address: 2 Hudson Hollow, Frankfort, Kentucky, 40601.

- A) General Blasting Plan.** Submit a general blasting plan for acceptance at least 15 working days before drilling operations begin. Include, as a minimum, the following safety and procedural details:

11D

- 1) Working procedures and safety precautions for storing, transporting, handling, detonating explosives. Include direction on pre and post blast audible procedures, methods of addressing misfires, and methods of addressing inclement weather, including lightning.
- 2) Proposed product selection for both dry and wet holes. Furnish Manufacturer's TDS and MSDS for all explosives, primers, initiators, and other blasting devices.
- 3) Proposed initiation and delay methods.
- 4) Proposed format for providing all the required information for the site specific blasting shot reports.

B) Preblast Meeting. Prior to drilling operations, conduct a preblast meeting to discuss safety and traffic control issues and any site specific conditions that will need to be addressed. Ensure, at a minimum, that the Engineer or lead inspector, Superintendent, blaster-in-charge, and all personnel involved in the blasting operation are present. Site specific conditions include blast techniques; communication procedures; contingency plans and equipment for dealing with errant blast material. The conditions of the General Blasting plan will be discussed at this meeting. Record all revisions and additions made to the blasting plan and obtain written concurrence by the blaster-in-charge. Provide a copy of the signed blast plan to the Engineer along with the sign in sheet from the preblast meeting.

3.3 Preblast Condition Survey and Vibration Monitoring and Control. Before blasting, arrange for a preblast condition survey of nearby buildings, structures, or utilities, within 500 feet of the blast or that could be at risk from blasting damage. Provide the Engineer a listing of all properties surveyed and any owners denying entry or failing to respond. Notify the Engineer and occupants of buildings at risk at least 24 hours before blasting.

Limit ground vibrations and airblast to levels that will not exceed limits of 805 KAR 4:005 through 4:165. More restrictive levels may be specified in the Contract.

Size all blast designs based on vibration, distance to nearest building or utility, blast site geometry, atmospheric conditions and other factors. Ground vibrations are to be controlled according to the blasting standards and scaled distance formulas in 805 KAR 4:020 or by the use of seismographs as allowed in 805 KAR 4:030. The Department will require seismographs at the nearest allowable location to the protected site when blasting occurs within 500 feet of buildings, structures, or utilities.

3.4 Blasting. Drill and blast at the designated slope lines according to the blasting plan. Perform presplitting to obtain smooth faces in the rock and shale formations. Perform the presplitting before blasting and excavating the interior portion of the specified cross section at any location. The Department may allow blasting for fall benches and haul roads prior to presplitting when blasting is a sufficient distance from the final slope and results are satisfactory to the Engineer. Use the types of explosives and blasting accessories necessary to obtain the required results.

Free blast holes of obstructions for their entire depth. Place charges without caving the blast hole walls. Stem the upper portion of all blast holes with dry sand or other granular material passing the 3/8-inch sieve. Dry drill cuttings are acceptable for stemming when blasts are more than 800 feet from the nearest dwelling.

11D

Stop traffic during blasting operations when blasting near any road and ensure traffic does not pass through the Danger Zone. The blaster-in-charge will define the Danger Zone prior to each blast. Ensure traffic is stopped outside the Danger Zone, and in no case within 800 feet of the blast location.

Following a blast, stop work in the entire blast area, and check for misfires before allowing worker to return to excavate the rock.

Remove or stabilize all cut face rock that is loose, hanging, or potentially dangerous. Leave minor irregularities or surface variations in place if they do not create a hazard. Drill the next lift only after the cleanup work and stabilization work is complete.

When blasting operations cause fracturing of the final rock face, repair or stabilize it in an approved manner at no cost to the Department.

Halt blasting operations in areas where any of the following occur:

- 1) Slopes are unstable;
- 2) Slopes exceed tolerances or overhangs are created;
- 3) Backslope damage occurs;
- 4) Safety of the public is jeopardized;
- 5) Property or natural features are endangered;
- 6) Fly rock is generated; or
- 7) Excessive ground or airblast vibrations occur in an area where damage to buildings, structures, or utilities is possible.
- 8) The Engineer determines that materials have become unsuitable for blasting

Blasting operations may continue at a reasonable distance from the problem area or in areas where the problems do not exist. Make the necessary modifications to the blasting operations and perform a test blast to demonstrate resolution of the problem.

A) Drill Logs. Maintain a layout drawing designating hole numbers with corresponding drill logs and provide a copy of this information to the blaster prior to loading the hole. Ensure the individual hole logs completed by the driller(s) show their name; date drilled; total depth drilled; and depths and descriptions of significant conditions encountered during drilling that may affect loading such as water, voids, changes in rock type.

B) Presplitting. Conduct presplitting operations in conformance with Subsection 204.03.04 of the Standard Specifications for Road and Bridge Construction.

3.5 Shot Report. Maintain all shot reports on site for review by the Department. Within one day after a blast, complete a shot report according to the record keeping requirements of 805 KAR 4:050. Include all results from airblast and seismograph monitoring.

3.6 Unacceptable Blasting. When unacceptable blasting occurs, the Department will halt all blasting operations. Blasting will not resume until the Department completes its investigation and all concerns are addressed. A blast is unacceptable when it results in fragmentation beyond the final rock face, fly rock, excessive vibration or airblast, overbreak, damage to the final rock face or overhang. Assume the cost for all resulting damages to private and public property and hold the Department harmless.

11D

When an errant blast or fly rock causes damage to or blocks a road or conveyance adjacent to the roadway, remove all debris from the roadway as quickly as practicable and perform any necessary repairs. Additionally, when specified in the Contract, the Department will apply a penalty.

Report all blasting accidents to the Division of Mine Reclamation and Enforcement, Explosives and Blasting Branch at 502-564-2340.

4.0 MEASUREMENT AND PAYMENT. The Department will not measure this work for payment and will consider all items contained in this note to be incidental to either Roadway Excavation or Embankment-in-Place, as applicable. However, if the Engineer directs in writing slope changes, then the Department will pay for the second presplitting operation as Extra Work.

The Department will measure for payment material lying outside the typical section due to seams, broken formations, or earth pockets, including any earth overburden removed with this material, only when the work is performed under authorized adjustments.

The Department will not measure for payment any extra material excavated because of the drill holes being offset outside the designated slope lines.

The Department will not measure for payment any material necessary to be removed due to the inefficient or faulty blasting practices.

July 1, 2022

SPECIAL NOTE FOR BARCODE LABEL ON PERMANENT SIGNS

1.0 DESCRIPTION. Install barcode label on sheeting signs. Section references herein are to the Department's Standard Specifications for Road and Bridge Construction, current edition.

2.0 MATERIALS. The Department will provide the Contractor with a 2 inch x 1 inch foil barcode label for each permanent sheeting sign. A unique number will be assigned to each barcode label.

The Contractor shall contact the Operations and Pavement Management Branch in the Division of Maintenance at (502) 564-4556 to obtain the barcode labels.

3.0 CONSTRUCTION. Apply foil barcode label in the lower right quadrant of the sign back. Signs where the bottom edge is not parallel to the ground, the lowest corner of the sign shall serve as the location to place the barcode label. The barcode label shall be placed no less than one-inch and no more than three inches from any edge of the sign. The barcode must be placed so that the sign post does not cover the barcode label.

Barcodes shall be applied in an indoor setting with a minimum air temperature of 50°F or higher. Prior to application of the barcode label, the back of the sign must be clean and free of dust, oil, etc. If the sign is not clean, an alcohol swab shall be used to clean the area. The area must be allowed to dry prior to placement of the barcode label.

Data for each sign shall include the barcode number, MUTCD reference number, sheeting manufacturer, sheeting type, manufacture date, color of primary reflective surface, installation date, latitude and longitude using the North American Datum of 1983 (NAD83) or the State Plane Coordinates using an x and y ordinate of the installed location.

Data should be provided electronically on the TC 71-229 Sign Details Information and TC 71-230 Sign Assembly Information forms. The Contractor may choose to present the data in a different format provided that the information submitted to the Department is equivalent to the information required on the Department TC forms. The forms must be submitted in electronic format regardless of which type of form is used. The Department will not accept PDF or handwritten forms. These completed forms must be submitted to the Department prior to final inspection of the signs. The Department will not issue formal acceptance for the project until the TC 71-229 and TC-230 electronic forms are completed for all signs and sign assemblies on the project.

4.0 MEASUREMENT. The Department will measure all work required for the installation of the barcode label and all work associated with completion and submission of the sign inventory data (TC 71-229 and TC 71-230).


The installation of the permanent sign will be measured in accordance to Section 715.

5.0 PAYMENT. The Department will make payment for the completed and accepted quantities under the following:



| <u>Code</u> | <u>Pay Item</u> | <u>Pay Unit</u> |
|-------------|------------------------|-----------------|
| 24631EC | Barcode Sign Inventory | Each |

The Department will not make payment for this item until all barcodes are installed and sign inventory is complete on every permanent sign installed on the project. The Department will make payment for installation of the permanent sign in accordance to Section 715. The Department will consider payment as full compensation for all work required under this special note.

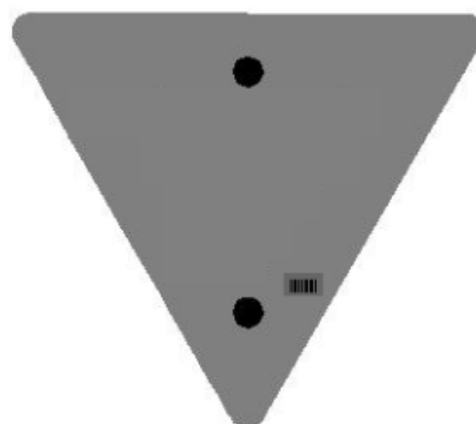

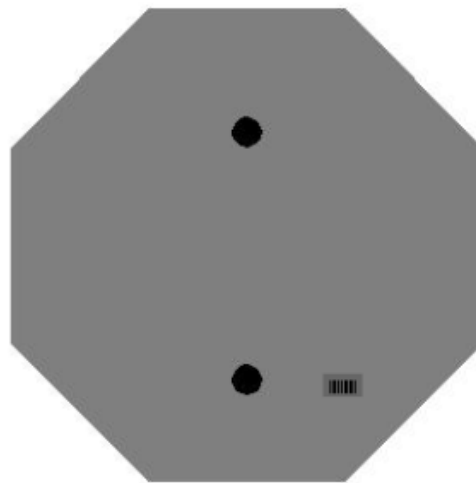

One Sign Post



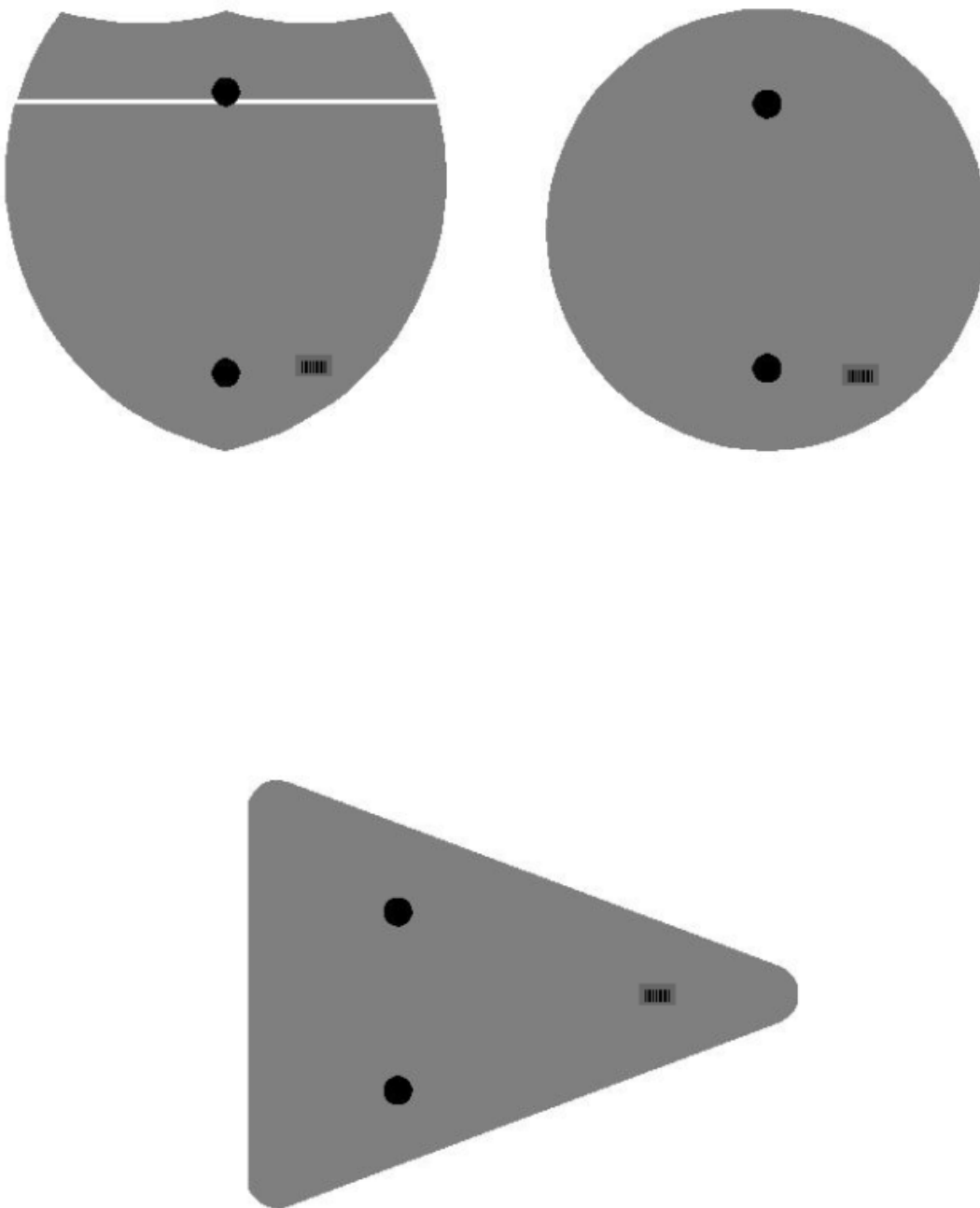
↑
2" Wide Post



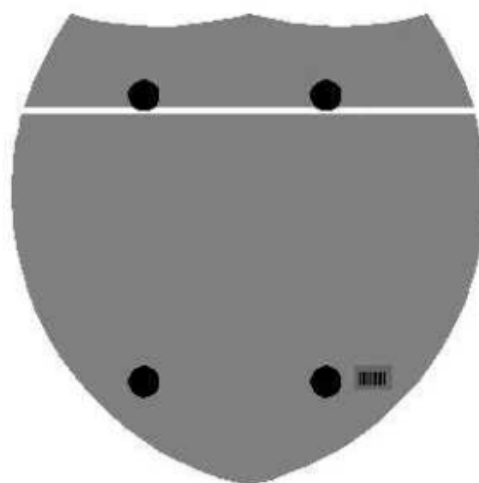
One Sign Post




One Sign Post



Double Sign Post

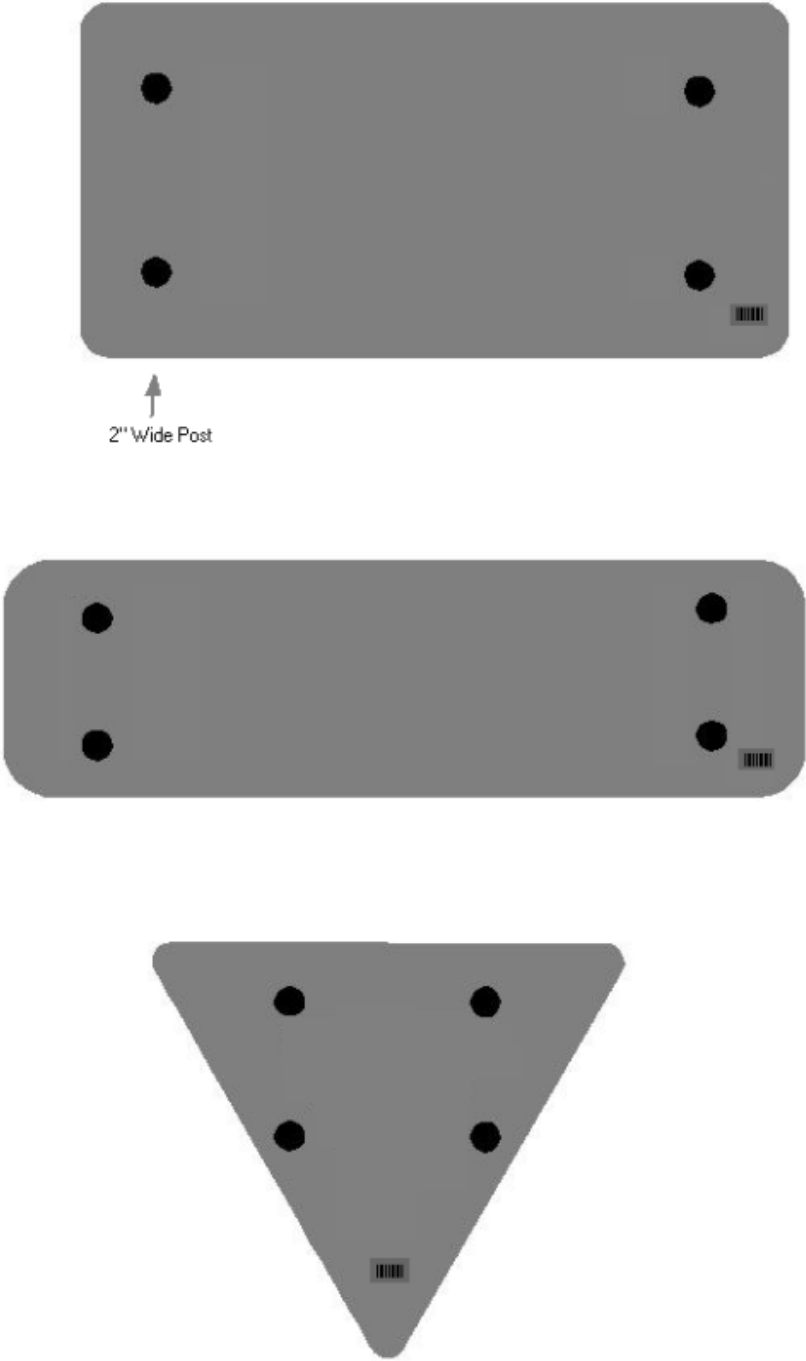


Interstate
Shield



48" Stop

2 Post Signs



11N

SPECIAL NOTE FOR LONGITUDINAL PAVEMENT JOINT ADHESIVE

1. **DESCRIPTION.** This specification covers the requirements and practices for applying an asphalt adhesive material to the longitudinal joint of the surface course of an asphalt pavement. Apply the adhesive to the face of longitudinal joint between driving lanes for the first lane paved. Then, place and compact the adjacent lane against the treated face to produce a strong, durable, waterproof longitudinal joint.
2. **MATERIALS, EQUIPMENT, AND PERSONNEL.**

2.1 Joint Adhesive. Provide material conforming to Subsection 2.1.1.

2.1.1 Provide an adhesive conforming to the following requirements:

| Property | Specification | Test Procedure |
|------------------------------|---------------|----------------------|
| Viscosity, 400 ° F (Pa·s) | 4.0 – 10.0 | ASTM D 4402 |
| Cone Penetration, 77 ° F | 60 – 100 | ASTM D 5329 |
| Flow, 140 ° F (mm) | 5.0 max. | ASTM D 5329 |
| Resilience, 77 ° F (%) | 30 min. | ASTM D 5329 |
| Ductility, 77 ° F (cm) | 30.0 min. | ASTM D 113 |
| Ductility, 39 ° F (cm) | 30.0 min. | ASTM D 113 |
| Tensile Adhesion, 77 ° F (%) | 500 min. | ASTM D 5329, Type II |
| Softening Point, ° F | 171 min. | AASHTO T 53 |
| Asphalt Compatibility | Pass | ASTM D 5329 |

Ensure the temperature of the pavement joint adhesive is between 380 and 410 °F when the material is extruded in a 0.125-inch-thick band over the entire face of the longitudinal joint.

2.2. Equipment.

2.2.1 Melter Kettle. Provide an oil-jacketed, double-boiler, melter kettle equipped with any needed agitation and recirculating systems.

2.2.2 Applicator System. Provide a pressure-feed-wand applicator system with an applicator shoe attached.

2.3 Personnel. Ensure a technical representative from the manufacturer of the pavement joint adhesive is present during the initial construction activities and available upon the request of the Engineer.

3. **CONSTRUCTION.**

3.1 Surface Preparation. Prior to the application of the pavement joint adhesive, ensure the face of the longitudinal joint is thoroughly dry and free from dust or any other debris that would inhibit adhesion. Clean the joint face by the use of compressed air.

11N

Ensure this preparation process occurs shortly before application to prevent the return of debris on the joint face.

3.2 Pavement Joint Adhesive Application. Ensure the ambient temperature is a minimum of 40 ° F during the application of the pavement joint adhesive. Prior to applying the adhesive, demonstrate competence in applying the adhesive according to this note to the satisfaction of the Engineer. Heat the adhesive in the melter kettle to the specified temperature range. Pump the adhesive from the melter kettle through the wand onto the vertical face of the cold joint. Apply the adhesive in a continuous band over the entire face of the longitudinal joint. Do not use excessive material in either thickness or location. Ensure the edge of the extruded adhesive material is flush with the surface of the pavement. Then, place and compact the adjacent lane against the joint face. Remove any excessive material extruded from the joint after compaction (a small line of material may remain).

3.3 Pavement Joint Adhesive Certification. Furnish the joint adhesive's certification to the Engineer stating the material conforms to all requirements herein prior to use.

3.4 Sampling and Testing. The Department will require a random sample of pavement joint adhesive from each manufacturer's lot of material. Extrude two 5 lb. samples of the heated material and forward the sample to the Division of Materials for testing. Reynolds oven bags, turkey size, placed inside small cardboard boxes or cement cylinder molds have been found suitable. Ensure the product temperature is 400°F or below at the time of sampling.

4. MEASUREMENT. The Department will measure the quantity of Pavement Joint Adhesive in linear feet. The Department will not measure for payment any extra materials, labor, methods, equipment, or construction techniques used to satisfy the requirements of this note. The Department will not measure for payment any trial applications of Pavement Joint Adhesive, the cleaning of the joint face, or furnishing and placing the adhesive. The Department will consider all such items incidental to the Pavement Joint Adhesive.
5. PAYMENT. The Department will pay for the Pavement Joint Adhesive at the Contract unit bid price and apply an adjustment for each manufacturer's lot of material based on the degree of compliance as defined in the following schedule. When a sample fails on two or more tests, the Department may add the deductions, but the total deduction will not exceed 100 percent.

11N

| Pavement Joint Adhesive Price Adjustment Schedule | | | | | | |
|---|---------------|----------|-----------|-----------|-----------|--------|
| Test | Specification | 100% Pay | 90% Pay | 80% Pay | 50% Pay | 0% Pay |
| Joint Adhesive Referenced in Subsection 2.1.1 | | | | | | |
| Viscosity, 400 ° F (Pa•s) | | | 3.0-3.4 | 2.5-2.9 | 2.0-2.4 | ≤1.9 |
| ASTM D 3236 | 4.0-10.0 | 3.5-10.5 | 10.6-11.0 | 11.1-11.5 | 11.6-12.0 | ≥ 12.1 |
| Cone Penetration, 77 ° F | | | 54-56 | 51-53 | 48-50 | ≤ 47 |
| ASTM D 5329 | 60-100 | 57-103 | 104-106 | 107-109 | 110-112 | ≥ 113 |
| Flow, 140 ° F (mm) ASTM D 5329 | ≤ 5.0 | ≤ 5.5 | 5.6-6.0 | 6.1-6.5 | 6.6-7.0 | ≥ 7.1 |
| Resilience, 77 ° F (%) ASTM D 5329 | ≥ 30 | ≥ 28 | 26-27 | 24-25 | 22-23 | ≤ 21 |
| Tensile Adhesion, 77 ° F (%) ASTM D 5329 | ≥ 500 | ≥ 490 | 480-489 | 470-479 | 460-469 | ≤ 459 |
| Softening Point, ° F AASHTO T 53 | ≥ 171 | ≥ 169 | 166-168 | 163-165 | 160-162 | ≤ 159 |
| Ductility, 77 ° F (cm) ASTM D 113 | ≥ 30.0 | ≥ 29.0 | 28.0-28.9 | 27.0-27.9 | 26.0-26.9 | ≤ 25.9 |
| Ductility, 39 ° F (cm) ASTM D 113 | ≥ 30.0 | ≥ 29.0 | 28.0-28.9 | 27.0-27.9 | 26.0-26.9 | ≤ 25.9 |

Code
20071EC

Pay Item
Joint Adhesive

Pay Unit
Linear Foot

May 7, 2014

PART III

EMPLOYMENT, WAGE AND RECORD REQUIREMENTS

**TRANSPORTATION CABINET
DEPARTMENT OF HIGHWAYS**

**LABOR AND WAGE REQUIREMENTS
APPLICABLE TO OTHER THAN FEDERAL-AID SYSTEM PROJECTS**

- I. Application
- II. Nondiscrimination of Employees (KRS 344)

I. APPLICATION

1. These contract provisions shall apply to all work performed on the contract by the contractor with his own organization and with the assistance of workmen under his immediate superintendence and to all work performed on the contract by piecework, station work or by subcontract. The contractor's organization shall be construed to include only workmen employed and paid directly by the contractor and equipment owned or rented by him, with or without operators.

2. The contractor shall insert in each of his subcontracts all of the stipulations contained in these Required Provisions and such other stipulations as may be required.

3. A breach of any of the stipulations contained in these Required Provisions may be grounds for termination of the contract.

3. If the contractor is in control of apprenticeship or other training or retraining, including on-the-job training programs, he shall not discriminate against an individual because of his race, color, religion, national origin, sex, disability or age forty (40) and over, in admission to, or employment in any program established to provide apprenticeship or other training.

4. The contractor will send to each labor union or representative of workers with which he has a collective bargaining agreement or other contract or understanding, a notice to be provided advising the said labor union or workers' representative of the contractor's commitments under this section, and shall post copies of the notice in conspicuous places available to employees and applicants for employment. The contractor will take such action with respect to any subcontract or purchase order as the administering agency may direct as a means of enforcing such provisions, including sanctions for non-compliance.

Revised: January 25, 2017

II. NONDISCRIMINATION OF EMPLOYEES

**AN ACT OF THE KENTUCKY
GENERAL ASSEMBLY TO PREVENT
DISCRIMINATION IN EMPLOYMENT
KRS CHAPTER 344
EFFECTIVE JUNE 16, 1972**

The contract on this project, in accordance with KRS Chapter 344, provides that during the performance of this contract, the contractor agrees as follows:

1. The contractor shall not fail or refuse to hire, or shall not discharge any individual, or otherwise discriminate against an individual with respect to his compensation, terms, conditions, or privileges of employment, because of such individual's race, color, religion, national origin, sex, disability or age (forty and above); or limit, segregate, or classify his employees in any way which would deprive or tend to deprive an individual of employment opportunities or otherwise adversely affect his status as an employee, because of such individual's race, color, religion, national origin, sex, disability or age forty (40) and over. The contractor agrees to post in conspicuous places, available to employees and applicants for employment, notices to be provided setting forth the provisions of this nondiscrimination clause.

2. The contractor shall not print or publish or cause to be printed or published a notice or advertisement relating to employment by such an employer or membership in or any classification or referral for employment by the employment agency, indicating any preference, limitation, specification, or discrimination, based on race, color, religion, national origin, sex, or age forty (40) and over, or because the person is a qualified individual with a disability, except that such a notice or advertisement may indicate a preference, limitation, or specification based on religion, national origin, sex, or age forty (40) and over, or because the person is a qualified individual with a disability, when religion, national origin, sex, or age forty (40) and over, or because the person is a qualified individual with a disability, is a bona fide occupational qualification for employment.

EXECUTIVE BRANCH CODE OF ETHICS

In the 1992 regular legislative session, the General Assembly passed and Governor Brereton Jones signed Senate Bill 63 (codified as KRS 11A), the Executive Branch Code of Ethics, which states, in part:

KRS 11A.040 (7) provides:

No present or former public servant shall, within six (6) months following termination of his office or employment, accept employment, compensation, or other economic benefit from any person or business that contracts or does business with, or is regulated by, the state in matters in which he was directly involved during the last thirty-six (36) months of his tenure. This provision shall not prohibit an individual from returning to the same business, firm, occupation, or profession in which he was involved prior to taking office or beginning his term of employment, or for which he received, prior to his state employment, a professional degree or license, provided that, for a period of six (6) months, he personally refrains from working on any matter in which he was directly involved during the last thirty-six (36) months of his tenure in state government. This subsection shall not prohibit the performance of ministerial functions, including but not limited to filing tax returns, filing applications for permits or licenses, or filing incorporation papers, nor shall it prohibit the former officer or public servant from receiving public funds disbursed through entitlement programs.

KRS 11A.040 (9) states:

A former public servant shall not represent a person or business before a state agency in a matter in which the former public servant was directly involved during the last thirty-six (36) months of his tenure, for a period of one (1) year after the latter of:

- a) The date of leaving office or termination of employment; or
- b) The date the term of office expires to which the public servant was elected.

This law is intended to promote public confidence in the integrity of state government and to declare as public policy the idea that state employees should view their work as a public trust and not as a way to obtain private benefits.

If you have worked for the executive branch of state government within the past six months, you may be subject to the law's prohibitions. The law's applicability may be different if you hold elected office or are contemplating representation of another before a state agency.

Also, if you are affiliated with a firm which does business with the state and which employs former state executive-branch employees, you should be aware that the law may apply to them.

In case of doubt, the law permits you to request an advisory opinion from the Executive Branch Ethics Commission, 1025 Capital Center Drive, Suite 104, Frankfort, Kentucky 40601; telephone (502) 564-7954.

Revised: May 23, 2022

Kentucky Equal Employment Opportunity Act of 1978

The requirements of the Kentucky Equal Employment Opportunity Act of 1978 (KRS 45.560-45.640) shall apply to this Contract. The apparent low Bidder will be required to submit EEO forms to the Division of Construction Procurement, which will then forward to the Finance and Administration Cabinet for review and approval. No award will become effective until all forms are submitted and EEO/CC has certified compliance. The required EEO forms are as follows:

- EEO-1: Employer Information Report
- Affidavit of Intent to Comply
- Employee Data Sheet
- Subcontractor Report

These forms are available on the Finance and Administration's web page under ***Vendor Information, Standard Attachments and General Terms*** at the following address:
<https://www.eProcurement.ky.gov>.

Bidders currently certified as being in compliance by the Finance and Administration Cabinet may submit a copy of their approval letter in lieu of the referenced EEO forms.

For questions or assistance please contact the Finance and Administration Cabinet by email at **finance.contractcompliance@ky.gov** or by phone at 502-564-2874.

EMPLOYEE RIGHTS UNDER THE FAIR LABOR STANDARDS ACT

THE UNITED STATES DEPARTMENT OF LABOR WAGE AND HOUR DIVISION

FEDERAL MINIMUM WAGE

\$7.25

 PER HOUR

BEGINNING JULY 24, 2009

OVERTIME PAY

At least $1\frac{1}{2}$ times your regular rate of pay for all hours worked over 40 in a workweek.

CHILD LABOR

An employee must be at least **16** years old to work in most non-farm jobs and at least **18** to work in non-farm jobs declared hazardous by the Secretary of Labor.

Youths **14** and **15** years old may work outside school hours in various non-manufacturing, non-mining, non-hazardous jobs under the following conditions:

No more than

- **3** hours on a school day or **18** hours in a school week;
- **8** hours on a non-school day or **40** hours in a non-school week.

Also, work may not begin before **7 a.m.** or end after **7 p.m.**, except from June 1 through Labor Day, when evening hours are extended to **9 p.m.** Different rules apply in agricultural employment.

TIP CREDIT

Employers of "tipped employees" must pay a cash wage of at least \$2.13 per hour if they claim a tip credit against their minimum wage obligation. If an employee's tips combined with the employer's cash wage of at least \$2.13 per hour do not equal the minimum hourly wage, the employer must make up the difference. Certain other conditions must also be met.

ENFORCEMENT

The Department of Labor may recover back wages either administratively or through court action, for the employees that have been underpaid in violation of the law. Violations may result in civil or criminal action.

Employers may be assessed civil money penalties of up to \$1,100 for each willful or repeated violation of the minimum wage or overtime pay provisions of the law and up to \$11,000 for each employee who is the subject of a violation of the Act's child labor provisions. In addition, a civil money penalty of up to \$50,000 may be assessed for each child labor violation that causes the death or serious injury of any minor employee, and such assessments may be doubled, up to \$100,000, when the violations are determined to be willful or repeated. The law also prohibits discriminating against or discharging workers who file a complaint or participate in any proceeding under the Act.

ADDITIONAL INFORMATION

- Certain occupations and establishments are exempt from the minimum wage and/or overtime pay provisions.
- Special provisions apply to workers in American Samoa and the Commonwealth of the Northern Mariana Islands.
- Some state laws provide greater employee protections; employers must comply with both.
- The law requires employers to display this poster where employees can readily see it.
- Employees under 20 years of age may be paid \$4.25 per hour during their first 90 consecutive calendar days of employment with an employer.
- Certain full-time students, student learners, apprentices, and workers with disabilities may be paid less than the minimum wage under special certificates issued by the Department of Labor.

For additional information:



1-866-4-USWAGE

(1-866-487-9243)

TTY: 1-877-889-5627



WWW.WAGEHOUR.DOL.GOV

PART IV

INSURANCE

Refer to
Kentucky Standard Specifications for Road and Bridge Construction,
current edition

PART V

BID ITEMS

Section: 0001 - PAVING

| LINE | BID CODE | ALT | DESCRIPTION | QUANTITY | UNIT | UNIT PRIC | FP | AMOUNT |
|------|------------|-----|--|----------|------|-----------|----|--------|
| 0010 | 00003 | | CRUSHED STONE BASE | 300.00 | TON | | \$ | |
| 0020 | 00020 | | TRAFFIC BOUND BASE | 100.00 | TON | | \$ | |
| 0030 | 00100 | | ASPHALT SEAL AGGREGATE | 6.00 | TON | | \$ | |
| 0040 | 00103 | | ASPHALT SEAL COAT | 1.00 | TON | | \$ | |
| 0050 | 00194 | | LEVELING & WEDGING PG76-22 | 100.00 | TON | | \$ | |
| 0060 | 00212 | | CL2 ASPH BASE 1.00D PG64-22 | 170.00 | TON | | \$ | |
| 0070 | 00314 | | CL3 ASPH SURF 0.50D PG76-22 | 170.00 | TON | | \$ | |
| 0080 | 20071EC | | JOINT ADHESIVE | 1,100.00 | LF | | \$ | |
| 0090 | 20696ES403 | | CL2 ASPH BASE 1.00D PG76-22 | 150.00 | TON | | \$ | |
| 0100 | 24970EC | | ASPHALT MATERIAL FOR TACK NON-TRACKING | 1.40 | TON | | \$ | |

Section: 0002 - ROADWAY

| LINE | BID CODE | ALT | DESCRIPTION | QUANTITY | UNIT | UNIT PRIC | FP | AMOUNT |
|------|----------|-----|------------------------------------|----------|------|-----------|----|--------|
| 0110 | 02014 | | BARRICADE-TYPE III | 2.00 | EACH | | \$ | |
| 0120 | 02159 | | TEMP DITCH | 290.00 | LF | | \$ | |
| 0130 | 02160 | | CLEAN TEMP DITCH | 145.00 | LF | | \$ | |
| 0140 | 02200 | | ROADWAY EXCAVATION | 5,326.00 | CUYD | | \$ | |
| 0150 | 02237 | | DITCHING | 125.00 | LF | | \$ | |
| 0160 | 02242 | | WATER | 5.00 | MGAL | | \$ | |
| 0170 | 02289 | | DOUBLE VEHICULAR WOVEN WIRE GATE | 1.00 | EACH | | \$ | |
| 0180 | 02429 | | RIGHT-OF-WAY MONUMENT TYPE 1 | 6.00 | EACH | | \$ | |
| 0190 | 02432 | | WITNESS POST | 3.00 | EACH | | \$ | |
| 0200 | 02488 | | CHANNEL LINING CLASS IV | 170.00 | CUYD | | \$ | |
| 0210 | 02545 | | CLEARING AND GRUBBING 0.8 ACRES | 1.00 | LS | | \$ | |
| 0220 | 02562 | | TEMPORARY SIGNS | 114.00 | SQFT | | \$ | |
| 0230 | 02585 | | EDGE KEY | 88.00 | LF | | \$ | |
| 0240 | 02650 | | MAINTAIN & CONTROL TRAFFIC | 1.00 | LS | | \$ | |
| 0250 | 02671 | | PORTABLE CHANGEABLE MESSAGE SIGN | 3.00 | EACH | | \$ | |
| 0260 | 02697 | | EDGE LINE RUMBLE STRIPS | 1,090.00 | LF | | \$ | |
| 0270 | 02701 | | TEMP SILT FENCE | 290.00 | LF | | \$ | |
| 0280 | 02703 | | SILT TRAP TYPE A | 2.00 | EACH | | \$ | |
| 0290 | 02704 | | SILT TRAP TYPE B | 2.00 | EACH | | \$ | |
| 0300 | 02705 | | SILT TRAP TYPE C | 2.00 | EACH | | \$ | |
| 0310 | 02706 | | CLEAN SILT TRAP TYPE A | 2.00 | EACH | | \$ | |
| 0320 | 02707 | | CLEAN SILT TRAP TYPE B | 2.00 | EACH | | \$ | |
| 0330 | 02708 | | CLEAN SILT TRAP TYPE C | 2.00 | EACH | | \$ | |
| 0340 | 02726 | | STAKING | 1.00 | LS | | \$ | |
| 0350 | 03262 | | CLEAN PIPE STRUCTURE | 1.00 | EACH | | \$ | |
| 0360 | 04934 | | TEMP SIGNAL MULTI PHASE | 1.00 | EACH | | \$ | |
| 0370 | 05950 | | EROSION CONTROL BLANKET | 1,000.00 | SQYD | | \$ | |
| 0380 | 05952 | | TEMP MULCH | 3,748.00 | SQYD | | \$ | |
| 0390 | 05953 | | TEMP SEEDING AND PROTECTION | 2,839.00 | SQYD | | \$ | |
| 0400 | 05963 | | INITIAL FERTILIZER | .20 | TON | | \$ | |

Report Date 7/19/24

| LINE | BID CODE | ALT | DESCRIPTION | QUANTITY | UNIT | UNIT PRIC | FP | AMOUNT |
|------|----------|-----|-----------------------------------|----------|------|-----------|----|--------|
| 0410 | 05964 | | MAINTENANCE FERTILIZER | .10 | TON | | \$ | |
| 0420 | 05985 | | SEEDING AND PROTECTION | 3,754.00 | SQYD | | \$ | |
| 0430 | 05992 | | AGRICULTURAL LIMESTONE | 1.80 | TON | | \$ | |
| 0440 | 06406 | | SBM ALUM SHEET SIGNS .080 IN | 69.00 | SQFT | | \$ | |
| 0450 | 06411 | | STEEL POST TYPE 2 | 110.00 | LF | | \$ | |
| 0460 | 06510 | | PAVE STRIPING-TEMP PAINT-4 IN | 3,000.00 | LF | | \$ | |
| 0470 | 06514 | | PAVE STRIPING-PERM PAINT-4 IN | 1,700.00 | LF | | \$ | |
| 0480 | 06550 | | PAVE STRIPING-TEMP REM TAPE-W | 240.00 | LF | | \$ | |
| 0490 | 06568 | | PAVE MARKING-THERMO STOP BAR-24IN | 26.00 | LF | | \$ | |
| 0500 | 21289ED | | LONGITUDINAL EDGE KEY | 254.00 | LF | | \$ | |
| 0510 | 24631EC | | BARCODE SIGN INVENTORY | 16.00 | EACH | | \$ | |
| 0520 | 24909ED | | TEMPORARY EARTH PAD | 20.00 | CUYD | | \$ | |
| 0530 | 24955ED | | REMOVE SIGNAL EQUIPMENT | 2.00 | EACH | | \$ | |

Section: 0003 - DEMOBILIZATION &/OR MOBILIZATION

| LINE | BID CODE | ALT | DESCRIPTION | QUANTITY | UNIT | UNIT PRIC | FP | AMOUNT |
|------|----------|-----|----------------|----------|------|-----------|----|--------|
| 0540 | 02569 | | DEMOBILIZATION | 1.00 | LS | | \$ | |