



Matthew G. Bevin
Governor

**COMMONWEALTH OF KENTUCKY
TRANSPORTATION CABINET**
Frankfort, Kentucky 40622
www.transportation.ky.gov/

Greg Thomas
Secretary

June 4, 2019

CALL NO. 200
CONTRACT ID NO. 195117
ADDENDUM # 1

Subject: VARIOUS COUNTIES, 121GR19D117-STP
Letting June 21, 2019

(1) Revised - Layout Plan Sheet, South Watterson Trail Over Fern Creek - R1

Proposal revisions are available at <http://transportation.ky.gov/Construction-Procurement/>.

If you have any questions, please contact us at 502-564-3500.

Sincerely,

A handwritten signature in black ink that reads "Rachel Mills".

Rachel Mills, P.E.
Director
Division of Construction Procurement

RM:mr
Enclosures



An Equal Opportunity Employer M/F/D

STANDARD DRAWINGS

ROADWAY

RBI-002-07	TYPICAL GUARDRAIL INSTALLATIONS
RBR-005-11	GUARDRAIL COMPONENTS
RBR-010-06	GUARDRAIL TERMINAL SECTIONS
RBR-016-05	TIMBER GUARDRAIL POSTS
RBR-035-11	GUARDRAIL END TREATMENT TYPE 4A
RBR-060	DELINEATORS AT NARROW SHOULDER BRIDGES
RDH-005-02	CONCRETE HEADWALLS FOR 12" TO 27" PIPE
RDJ-001-10	CULVERT, ENT. & SS PIPE TYPES & COVER HT.
RDI-021-01	PIPE BEDDING FOR CULVERT, ENTRANCE & STORM SEWER REINF. CONC. PIPE
RDI-026-01	PIPE BEDDING TRENCH CONDITION REINFORCED CONC. PIPE
RDI-035-02	COATINGS, LINING AND PAVINGS FOR NON-STRUCTURAL PLATE PIPE
RDI-040-01	EROSION CONTROL BLANKET
RDX-210-03	TEMPORARY SILT FENCE
RDX-001-06	JUNCTION BOX
RDX-002-04	JUNCTION BOX DIMENSIONS & QUANTITIES
RGX-001-06	MISCELLANEOUS STANDARDS

STRUCTURE

BDP-001-05	BOX BEAM GENERAL NOTES AND REFERENCE
BDP-002-03	BOX BEAM BEARING DETAILS
BDP-003-03	BOX BEAM MISCELLANEOUS DETAILS
BDP-004-03	BOX BEAM TENSION ROD DETAILS
BDP-005-05	RAILING SYSTEM TYPE II

ACTIVE SEPIAS

SEPIA 024	TYPICAL GUARDRAIL INSTALLATIONS
SEPIA 027	STEEL BEAM GUARDRAIL ("W" BEAM)
SEPIA 028	STEEL GUARDRAIL POSTS
SEPIA 030	GUARDRAIL END TREATMENT TYPE 4A
SEPIA 032	DELINEATORS FOR GUARDRAIL
SEPIA 033	GUARDRAIL SYSTEM TRANSITION
SEPIA 035	RAILING SYSTEM TYPE II GUARDRAIL TREATMENT

DESIGN CRITERIA

CLASS OF HIGHWAY	URBAN MAJOR COLLECTOR
TYPE OF TERRAIN	
DESIGN SPEED	
REQUIRED NPSD	
REQUIRED PSD	
LEVEL OF SERVICE	
ADT PRESENT (2018)	3849
ADT FUTURE ()	
DHV	
D %	
T %	6%

GEOGRAPHIC COORDINATES

LATITUDE 38 DEGREES 10 MINUTES 08 SECONDS NORTH
 LONGITUDE 85 DEGREES 37 MINUTES 22 SECONDS WEST

DESIGNED

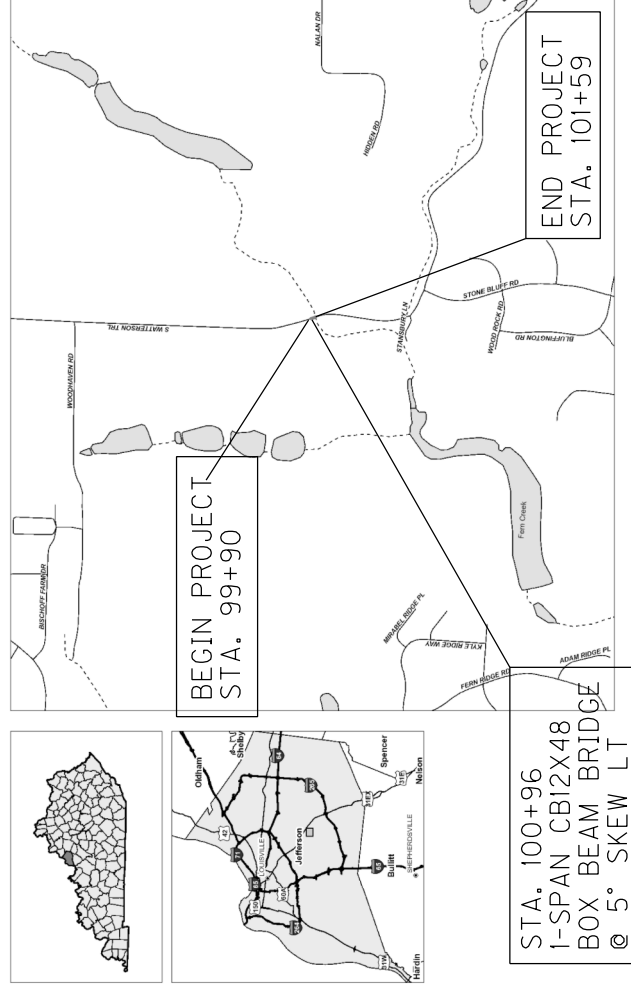
% RESTRICTED SO _____
 LEVEL OF SERVICE _____
 MAX. DISTANCE W/O PASSING _____

TRANSPORTATION CABINET DEPARTMENT OF HIGHWAYS

JEFFERSON COUNTY


SOUTH WATTERSON TRAIL OVER FERN CREEK

STA. 100 + 96



LOCATION MAP

NOT TO SCALE



COUNTY OF	ITEM NO.	SHEET NO.
JEFFERSON	5-10010.00	RI

INDEX OF SHEETS

Sheet No.	Description
ROADWAY	
R1	LAYOUT SHEET
R2	TYPICAL SECTION
R3	ROADWAY PLAN SHEET
R4	ROADWAY PROFILE SHEET
STRUCTURE	
S1	GENERAL NOTES
S2	LAYOUT
S3	ABUTMENT DETAILS 1
S4	ABUTMENT DETAILS 2

UTILITY

UI	UTILITY RELOCATION
----	--------------------

SPECIAL NOTES

TRAFFIC CONTROL ON BRIDGE CONTRACTS
 PLACING BRIDGE OVERLAY APPROACH PAVEMENT
 EROSION PREVENTION AND SEDIMENT CONTROL AS LUMP SUM
 PORTABLE CHANGABLE MESSAGE SIGNS
 CONTRACT COMPLETION DATE AND LIQUIDATED DAMAGES ON
 BRIDGE REPAIR CONTRACTS
 CONCRETE COATING

SPECIAL PROVISIONS

SPECIFICATIONS

2012 Standard Specifications for Road and Bridge Construction.
 2017 AASHTO LRFD Bridge Design Specifications with Current Interims.

Commonwealth of Kentucky
DEPARTMENT OF HIGHWAYS
 COUNTY OF
JEFFERSON

ITEM NO. 5-10010.00
 DRAWING NO. 27902
 PROJECT NUMBER:
 LETTING DATE: MARCH 22, 2019

RECOMMENDED BY: _____ DATE: _____
 PROJECT MANAGER
 PLAN APPROVED BY: _____ DATE: _____
 STATE HIGHWAY ENGINEER

STANDARD DRAWINGS

ROADWAY

RBI-002-07	TYPICAL GUARDRAIL INSTALLATIONS
RBR-005-11	GUARDRAIL COMPONENTS
RBR-010-06	GUARDRAIL TERMINAL SECTIONS
RBR-016-05	TIMBER GUARDRAIL POSTS
RBR-035-11	GUARDRAIL END TREATMENT TYPE 4A
RBR-060	DELINEATORS AT NARROW SHOULDER BRIDGES
RDH-005-02	CONCRETE HEADWALLS FOR 12" TO 27" PIPE
RDJ-001-10	CULVERT, ENT. & SS PIPE TYPES & COVER HT.
RDI-021-01	PIPE BEDDING FOR CULVERT, ENTRANCE & STORM SEWER REINF. CONC. PIPE
RDI-026-01	PIPE BEDDING TRENCH CONDITION REINFORCED CONC. PIPE
RDI-035-02	COATINGS, LINING AND PAVINGS FOR NON-STRUCTURAL PLATE PIPE
RDI-040-01	EROSION CONTROL BLANKET
RDX-210-03	TEMPORARY SILT FENCE
RDX-001-06	JUNCTION BOX
RDX-002-04	JUNCTION BOX DIMENSIONS & QUANTITIES
RGX-001-06	MISCELLANEOUS STANDARDS

STRUCTURE

BDP-001-05	BOX BEAM GENERAL NOTES AND REFERENCE
BDP-002-03	BOX BEAM BEARING DETAILS
BDP-003-03	BOX BEAM MISCELLANEOUS DETAILS
BDP-004-03	BOX BEAM TENSION ROD DETAILS
BDP-005-05	RAILING SYSTEM TYPE II

ACTIVE SEPIAS

SEPIA 024	TYPICAL GUARDRAIL INSTALLATIONS
SEPIA 027	STEEL BEAM GUARDRAIL ("W" BEAM)
SEPIA 028	STEEL GUARDRAIL POSTS
SEPIA 030	GUARDRAIL END TREATMENT TYPE 4A
SEPIA 032	DELINEATORS FOR GUARDRAIL
SEPIA 033	GUARDRAIL SYSTEM TRANSITION
SEPIA 035	RAILING SYSTEM TYPE II GUARDRAIL TREATMENT

DESIGN CRITERIA

CLASS OF HIGHWAY	URBAN MAJOR COLLECTOR
TYPE OF TERRAIN	
DESIGN SPEED	
REQUIRED NPSD	
REQUIRED PSD	
LEVEL OF SERVICE	
ADT PRESENT (2018)	3849
ADT FUTURE ()	
DHV	
D %	
T %	6%

GEOGRAPHIC COORDINATES

LATITUDE 38 DEGREES 10 MINUTES 08 SECONDS NORTH
 LONGITUDE 85 DEGREES 37 MINUTES 22 SECONDS WEST

DESIGNED

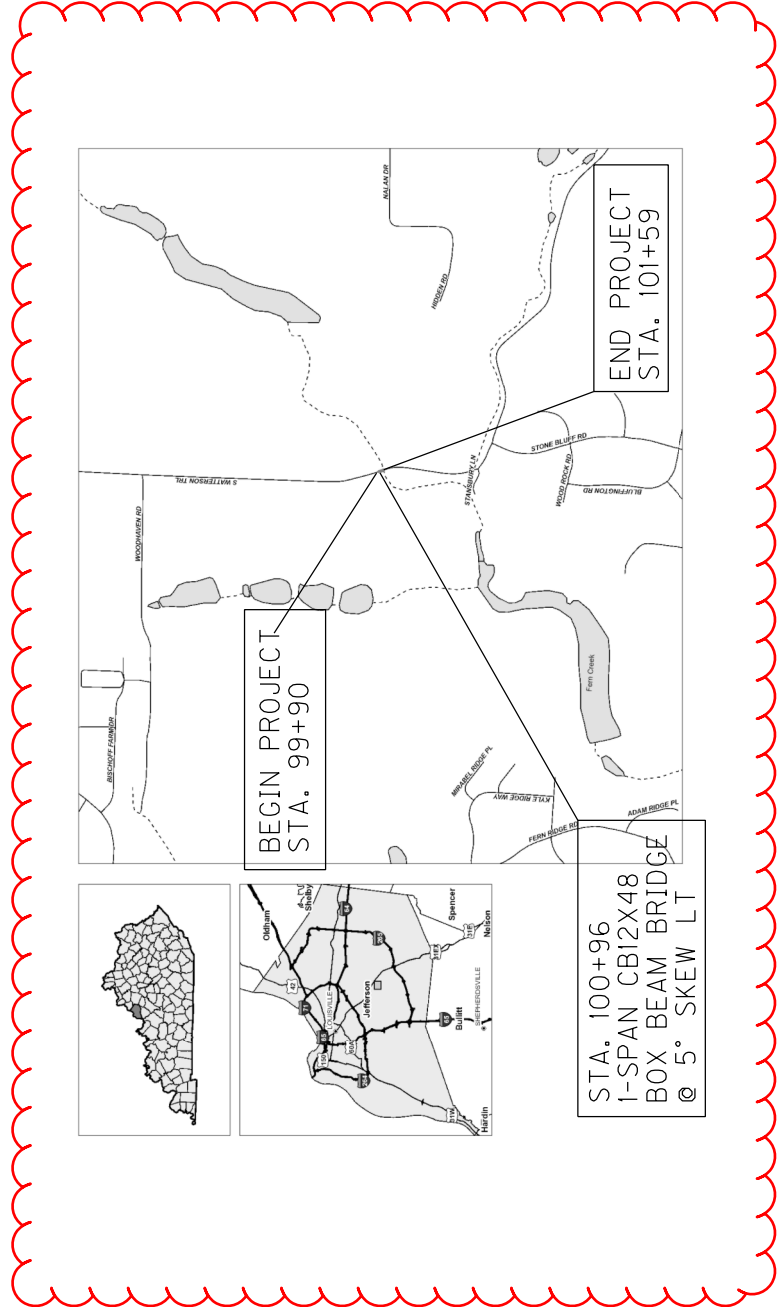
% RESTRICTED SO _____
 LEVEL OF SERVICE _____
 MAX. DISTANCE W/O PASSING _____

TRANSPORTATION CABINET DEPARTMENT OF HIGHWAYS

JEFFERSON COUNTY

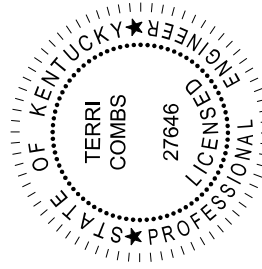
SOUTH WATTERSON TRAIL OVER FERN CREEK

STA. 100 + 96



LOCATION MAP

NOT TO SCALE



COUNTY OF	ITEM NO.	SHEET NO.
JEFFERSON	5-10010.00	RI

INDEX OF SHEETS

Sheet No.	Description
ROADWAY	
R1	LAYOUT SHEET
R2	TYPICAL SECTION
R3	ROADWAY PLAN SHEET
R4	ROADWAY PROFILE SHEET
STRUCTURE	
S1	GENERAL NOTES
S2	LAYOUT
S3	ABUTMENT DETAILS 1
S4	ABUTMENT DETAILS 2
UTILITY	
UI	UTILITY RELOCATION

SPECIAL NOTES

TRAFFIC CONTROL ON BRIDGE CONTRACTS
 PLACING BRIDGE OVERLAY APPROACH PAVEMENT
 EROSION PREVENTION AND SEDIMENT CONTROL AS LUMP SUM
 PORTABLE CHANGABLE MESSAGE SIGNS
 CONTRACT COMPLETION DATE AND LIQUIDATED DAMAGES ON
 BRIDGE REPAIR CONTRACTS
 CONCRETE COATING

SPECIAL PROVISIONS

SPECIFICATIONS

2012 Standard Specifications for Road and Bridge Construction.
 2017 AASHTO LRFD Bridge Design Specifications with Current Interims.

Commonwealth of Kentucky
DEPARTMENT OF HIGHWAYS
 COUNTY OF
JEFFERSON

ITEM NO. 5-10010.00
 DRAWING NO. 27902
 PROJECT NUMBER:
 LETTING DATE: MARCH 22, 2019

RECOMMENDED BY: _____ DATE: _____
 PROJECT MANAGER
 PLAN APPROVED BY: _____ DATE: _____
 STATE HIGHWAY ENGINEER