



CALL NO. 106

CONTRACT ID. 254502

WARREN COUNTY

FED/STATE PROJECT NUMBER HSIP 0801(118)

DESCRIPTION RUSSELLVILLE ROAD (US 68)

WORK TYPE ASPHALT SURFACE WITH GRADE & DRAIN

PRIMARY COMPLETION DATE 10/15/2025

LETTING DATE: February 20,2025

Sealed Bids will be received electronically through the Bid Express bidding service until 10:00 AM EASTERN STANDARD TIME February 20,2025. Bids will be publicly announced at 10:00 AM EASTERN STANDARD TIME.

NO PLANS ASSOCIATED WITH THIS PROJECT.

DBE CERTIFICATION REQUIRED - 0%

REQUIRED BID PROPOSAL GUARANTY: Not less than 5% of the total bid.

TABLE OF CONTENTS

PART I	SCOPE OF WORK <ul style="list-style-type: none">• PROJECT(S), COMPLETION DATE(S), & LIQUIDATED DAMAGES• CONTRACT NOTES• FEDERAL CONTRACT NOTES• NATIONAL HIGHWAY• ASPHALT MIXTURE• DGA BASE• FUEL AND ASPHALT PAY ADJUSTMENT• COMPACTION OPTION A• SPECIAL NOTE(S) APPLICABLE TO PROJECT• LIQUIDATED DAMAGES• WASTE AND BORROW SITES• NON-TRACKING TACK COAT• COORDINATION OF WORK WITH OTHER CONTRACTS• DOUBLE ASPHALT SEAL COAT• ASPHALT MILLING AND TEXTURING• TYPICAL SECTION DIMENSIONS• TRAFFIC CONTROL PLAN• RIGHT OF WAY CERTIFICATION• UTILITY IMPACT & RAIL CERTIFICATION NOTES• SKETCH MAP(S)• SUMMARY SHEET(S)• TYPICAL SECTION(S)• DETAIL SHEET(S)
PART II	SPECIFICATIONS AND STANDARD DRAWINGS <ul style="list-style-type: none">• STANDARD AND SUPPLEMENTAL SPECIFICATIONS• [SN-11] PORTABLE CHANGEABLE MESSAGE SIGNS• [SN-11M] BARCODE LABEL ON PERMANENT SIGNS• [SN-11N] LONGITUDINAL PAVEMENT JOINT ADHESIVE• 2020 STANDARD DRAWINGS THAT APPLY• INLAID PAVEMENT MARKER ARRANGEMENTS MULTI-LANE ROADWAYS• INLAID PAVEMENT MARKER ARRANGEMENTS MULTI-LANE ROADWAYS• INLAID PAVEMENT MARKER ARRANGEMENTS MULTI-LANE ROADWAYS• INLAID PAVEMENT MARKER ARRANGEMENT CHANNELIZED INTERSECTION
PART III	EMPLOYMENT, WAGE AND RECORD REQUIREMENTS <ul style="list-style-type: none">• FEDERAL-AID CONSTRUCTION CONTRACTS - FHWA 1273• NONDISCRIMINATION OF EMPLOYEES• EXECUTIVE BRANCH CODE OF ETHICS• PROJECT WAGE RATES LOCALITY 1 / FEDERAL• NOTICE OF REQUIREMENT FOR AFFIRMATIVE ACTION TO ENSURE EEO WARREN
PART IV	BID ITEMS

PART I
SCOPE OF WORK

ADMINISTRATIVE DISTRICT - 03

CONTRACT ID - 254502

HSIP 0801(118)

COUNTY - WARREN

PCN - 0311400682501

HSIP 0801(118)

RUSSELLVILLE ROAD (US 68) (MP 2.8) SAFETY IMPROVEMENTS AT THE INTERSECTIONS OF US 68 AT KY 242 AND AT ROCKFIELD BROWNING ROAD (MP 3.6), A DISTANCE OF 0.80 MILES.ASPHALT SURFACE WITH GRADE & DRAIN SYP NO. 03-939.00.

GEOGRAPHIC COORDINATES LATITUDE 36:54:52.87 LONGITUDE 86:34:12.17

ADT 13,879

COMPLETION DATE(S):

COMPLETED BY 10/15/2025

APPLIES TO ENTIRE PROJECT

CONTRACT NOTES

INSURANCE

Refer to Kentucky Standard Specifications for Road and Bridge Construction, current edition.

PROPOSAL ADDENDA

All addenda to this proposal must be applied when calculating bid and certified in the bid packet submitted to the Kentucky Department of Highways. Failure to use the correct and most recent addenda may result in the bid being rejected.

BID SUBMITTAL

Bidder must use the Department's electronic bidding software. The Bidder must download the bid file located on the Bid Express website (www.bidx.com) to prepare a bid packet for submission to the Department. The bidder must submit electronically using Bid Express.

JOINT VENTURE BIDDING

Joint venture bidding is permissible. All companies in the joint venture must be prequalified in one of the work types in the Qualifications for Bidders for the project. The bidders must get a vendor ID for the joint venture from the Division of Construction Procurement and register the joint venture as a bidder on the project. Also, the joint venture must obtain a digital ID from Bid Express to submit a bid. A joint bid bond of 5% may be submitted for both companies or each company may submit a separate bond of 5%.

UNDERGROUND FACILITY DAMAGE PROTECTION

The contractor shall make every effort to protect underground facilities from damage as prescribed in the Underground Facility Damage Protection Act of 1994, Kentucky Revised Statute KRS 367.4901 to 367.4917. It is the contractor's responsibility to determine and take steps necessary to be in compliance with federal and state damage prevention directives. When prescribed in said directives, the contractor shall submit Excavation Locate Requests to the Kentucky Contact Center (KY811) via web ticket entry. The submission of this request does not relieve the contractor from the responsibility of contacting non-member facility owners, whom shall be contacted through their individual Protection Notification Center. Non-compliance with these directives can result in the enforcement of penalties.

REGISTRATION WITH THE SECRETARY OF STATE BY A FOREIGN ENTITY

Pursuant to KRS 176.085(1)(b), an agency, department, office, or political subdivision of the Commonwealth of Kentucky shall not award a state contract to a person that is a foreign entity required by [KRS 14A.9-010](#) to obtain a certificate of authority to transact business in the Commonwealth ("certificate") from the Secretary of State under [KRS 14A.9-030](#) unless the person produces the certificate within fourteen (14) days of the bid or proposal opening. If the

foreign entity is not required to obtain a certificate as provided in [KRS 14A.9-010](#), the foreign entity should identify the applicable exception. Foreign entity is defined within [KRS 14A.1-070](#).

For all foreign entities required to obtain a certificate of authority to transact business in the Commonwealth, if a copy of the certificate is not received by the contracting agency within the time frame identified above, the foreign entity's solicitation response shall be deemed non-responsive or the awarded contract shall be cancelled.

Businesses can register with the Secretary of State at <https://secure.kentucky.gov/sos/ftbr/welcome.aspx>.

SPECIAL NOTE FOR PROJECT QUESTIONS DURING ADVERTISEMENT

Questions about projects during the advertisement should be submitted in writing to the Division of Construction Procurement. This may be done by email to kytc.projectquestions@ky.gov. The Department will attempt to answer all submitted questions. The Department reserves the right not to answer if the question is not pertinent or does not aid in clarifying the project intent.

The deadline for posting answers will be 3:00 pm Eastern Daylight Time, the day preceding the Letting. Questions may be submitted until this deadline with the understanding that the later a question is submitted, the less likely an answer will be able to be provided.

The questions and answers will be posted for each Letting under the heading "Questions & Answers" on the Construction Procurement website (www.transportation.ky.gov/construction-procurement). The answers provided shall be considered part of this Special Note and, in case of a discrepancy, will govern over all other bidding documents.

HARDWOOD REMOVAL RESTRICTIONS

The US Department of Agriculture has imposed a quarantine in Kentucky and several surrounding states, to prevent the spread of an invasive insect, the emerald ash borer. Hardwood cut in conjunction with the project may not be removed from the state. Chipping or burning on site is the preferred method of disposal.

INSTRUCTIONS FOR EXCESS MATERIAL SITES AND BORROW SITES

Identification of excess material sites and borrow sites shall be the responsibility of the Contractor. The Contractor shall be responsible for compliance with all applicable state and federal laws and may wish to consult with the US Fish and Wildlife Service to seek protection under Section 10 of the Endangered Species Act for these activities.

ACCESS TO RECORDS

The state agency certifies that it is in compliance with the provisions of KRS 45A.150, "Access to contractor's books, documents, papers, records, or other evidence directly pertinent to the contract." The Contractor, as defined in KRS 45A.030, agrees that the contracting agency, the

Finance and Administration Cabinet, the Auditor of Public Accounts, and the Legislative Research Commission, or their duly authorized representatives, shall have access to any books, documents, papers, records, or other evidence, which are directly pertinent to this agreement for the purpose of financial audit or program review. The Contractor also recognizes that any books, documents, papers, records, or other evidence, received during a financial audit or program review shall be subject to the Kentucky Open Records Act, KRS 61.870 to 61.884. Records and other prequalification information confidentially disclosed as part of the bid process shall not be deemed as directly pertinent to the agreement and shall be exempt from disclosure as provided in KRS 61.878(1)(c).

BOYCOTT PROVISIONS

If applicable, the contractor represents that, pursuant to [KRS 45A.607](#), they are not currently engaged in, and will not for the duration of the contract engage in, the boycott of a person or an entity based in or doing business with a jurisdiction with which Kentucky can enjoy open trade. **Note:** The term Boycott does not include actions taken for bona fide business or economic reasons, or actions specifically required by federal or state law.

If applicable, the contractor verifies that, pursuant to KRS 41.480, they do not engage in, and will not for the duration of the contract engage in, in energy company boycotts as defined by KRS 41.472.

LOBBYING PROHIBITIONS

The contractor represents that they, and any subcontractor performing work under the contract, have not violated the agency restrictions contained in [KRS 11A.236](#) during the previous ten (10) years, and pledges to abide by the restrictions set forth in such statute for the duration of the contract awarded.

The contractor further represents that, pursuant to [KRS 45A.328](#), they have not procured an original, subsequent, or similar contract while employing an executive agency lobbyist who was convicted of a crime related to the original, subsequent, or similar contract within five (5) years of the conviction of the lobbyist.

Revised: 1/1/2025

1.0 BUY AMERICA REQUIREMENT.

Follow the “Buy America” provisions as required by 23 U.S.C. § 313 and 23 C.F.R. § 635.410. Except as expressly provided herein all manufacturing processes of steel or iron materials including but not limited to structural steel, guardrail materials, corrugated steel, culvert pipe, structural plate, prestressing strands, and steel reinforcing bars shall occur in the United States of America, including the application of:

- Coating,
- Galvanizing,
- Painting, and
- Other coating that protects or enhances the value of steel or iron products.

The following are exempt, unless processed or refined to include substantial amounts of steel or iron material, and may be used regardless of source in the domestic manufacturing process for steel or iron material:

- Pig iron,
- Processed, pelletized, and reduced iron ore material, or
- Processed alloys.

The Contractor shall submit a certification stating that all manufacturing processes involved with the production of steel or iron materials occurred in the United States.

Produce, mill, fabricate, and manufacture in the United States of America all aluminum components of bridges, tunnels, and large sign support systems, for which either shop fabrication, shop inspection, or certified mill test reports are required as the basis of acceptance by the Department.

Use foreign materials only under the following conditions:

- 1) When the materials are not permanently incorporated into the project; or
- 2) When the delivered cost of such materials used does not exceed 0.1 percent of the total Contract amount or \$2,500.00, whichever is greater.

The Contractor shall submit to the Engineer the origin and value of any foreign material used.

2.0 – BUILD AMERICA, BUY AMERICA (BABA)

Contractor shall comply with the Federal Highway Administration (FHWA) Buy America Requirement in 23 C.F.R. § 635.410 and all relevant provisions of the Build America, Buy America Act (BABA), contained within the Infrastructure Investment and Jobs Act, Pub. L. No. 117-58, §§ 70901-52 enacted November 15, 2021. The BABA requires iron, steel, manufactured products, and construction materials used in infrastructure projects funded by federal financial assistance to be produced in the United States. Comply with 2 C.F.R § 184.

BABA permits FHWA participation in the Contract only if domestic steel and iron will be used on the Project. To be considered domestic, all steel and iron used, and all products manufactured from steel and iron must be produced in the United States and all manufacturing processes, including application of a coating, for these materials must occur in the United States. Coating includes all processes that protect or enhance the value of the material to which the coating is applied. This requirement does not preclude a minimal use of foreign steel and iron materials, provided the cost of such materials does not exceed 0.1% of the total contract amount under the Contract or \$2,500.00 whichever is greater.

BABA permits FHWA participation in the Contract only if all “construction materials” as defined in the Act are made in the United States. The Buy America preference applies to the following construction materials

incorporated into infrastructure projects: non-ferrous metals; plastic and polymer-based products (including polyvinylchloride, composite building materials, and polymers used in fiber optic cables); glass (including optic glass); Fiber optic cable; optical fiber; lumber; engineered wood; and drywall. Contractor will be required to use construction materials produced in the United States on this Project. The Contractor shall submit a certification stating that all construction materials are certified to be BABA compliant.

Finally, BABA permits the continuation of FHWA's current general applicability waivers for manufactured products, raw materials, and ferryboat parts, but these waivers are subject to reevaluation, specifically the general applicability waiver for manufactured products.

The Contractor has completed and submitted, or shall complete and submit, to the Cabinet a Buy America/Build America, Buy America Certificate prior to the Cabinet issuing the notice to proceed, in the format below. After submittal, the Contractor is bound by its original certification.

A false certification is a criminal act in violation of 18 U.S.C. § 1001. The Contractor has the burden of proof to establish that it is in compliance.

At the Contractor's request, the Cabinet may, but is not obligated to, seek a waiver of Buy America requirements if grounds for the waiver exist under 23 C.F.R. § 635.410(c) or will comply with the applicable Buy America requirements if a waiver of those requirements is not available or not pursued by the Cabinet.

Please refer to the Federal Highway Administration's Buy America webpage for more information.

[Buy America - Construction Program Guide - Contract Administration - Construction - Federal Highway Administration \(dot.gov\)](#)

October 26, 2023 Letting

SPECIAL NOTE – BUY AMERICA REQUIREMENTS AND BUILD AMERICA, BUY AMERICA (BABA) ACT

10/26/2023

BUY AMERICA / BUILD AMERICA, BUY AMERICA (ACT) MATERIALS CERTIFICATE OF COMPLIANCE

The Contractor hereby certifies that it will comply with all relevant provisions of the Build America, Buy America Act, contained within the Infrastructure Investment and Jobs Act, Pub. L. NO. 117-58, §§ 70901-52, the requirements of 23 U.S.C. § 313, 23 C.F.R. § 635.410 and 2 C.F.R § 184.

Date Submitted: _____

Contractor: _____

Signature: _____

Printed Name: _____

Title: _____

NOTE: THIS CERTIFICATION IS IN ADDITION TO ANY AND ALL REQUIREMENTS OUTLINED IN THE CURRENT EDITION OF THE STANDARD SPECIFICATIONS FOR ROAD AND BRIDGE CONSTRUCTION AND/OR SPECIAL NOTES CONTAINED IN THE PROJECT PROPOSAL.

FEDERAL CONTRACT NOTES

The Kentucky Department of Highways, in accordance with the Regulations of the United States Department of Transportation 23 CFR 635.112 (h), hereby notifies all bidders that failure by a bidder to comply with all applicable sections of the current Kentucky Standard Specifications, including, but not limited to the following, may result in a bid not being considered responsive and thus not eligible to be considered for award:

- | | |
|--------------------------------|--|
| 102.02 Current Rating | 102.08 Preparation and Delivery of Proposals |
| 102.13 Irregular Bid Proposals | 102.14 Disqualification of Bidders |
| 102.09 Proposal Guaranty | |

CIVIL RIGHTS ACT OF 1964

The Kentucky Transportation Cabinet, Department of Highways, in accordance with the provisions of Title VI of the Civil Rights Act of 1964 (78 Stat. 252, 42 U.S.C. §§ 2000d to 2000d-4) and the Regulations, hereby notifies all bidders that it will affirmatively ensure that any contract entered into pursuant to this advertisement, disadvantaged business enterprises will be afforded full and fair opportunity to submit bids in response to this invitation and will not be discriminated against on the grounds of race, color, national origin, sex, age (over 40), religion, sexual orientation, gender identity, veteran status, disability, income- level, or Limited English Proficiency (LEP) in consideration for an award.

NOTICE TO ALL BIDDERS

To report bid rigging activities call: 1-800-424-9071.

The U.S. Department of Transportation (DOT) operates the above toll-free “hotline” Monday through Friday, 8:00 a.m. to 5:00 p.m. eastern time. Anyone with knowledge of possible bid rigging, bidder collusion, or other fraudulent activities should use the “hotline” to report such activities.

The “hotline” is part of the DOT’s continuing effort to identify and investigate highway construction contract fraud and abuse and is operated under the direction of the DOT Inspector General. All information will be treated confidentially and caller anonymity will be respected.

SECOND TIER SUBCONTRACTS

Second tier subcontracts are acceptable per Section 108.01 of the Standard Specifications for Road and Bridge Construction. Sub-Contractors fulfilling a disadvantaged business enterprise goal on a project may enter into a 2nd tier subcontract with a Non-DBE Subcontractor. However, in this instance, none of the work subcontracted to the Non-DBE Contractor will count toward fulfilling the established Disadvantaged Goal for the project.

DISADVANTAGED BUSINESS ENTERPRISE PROGRAM

It is the policy of the Kentucky Transportation Cabinet (“the Cabinet”) that Disadvantaged Business Enterprises (“DBE”) shall have the opportunity to participate in the performance of highway construction projects financed in whole or in part by Federal Funds in order to create a level playing field for all businesses who wish to contract with the Cabinet. To that end, the Cabinet will comply with the regulations found in 49 CFR Part 26, and the definitions and requirements contained therein shall be adopted as if set out verbatim herein.

The Cabinet, contractors, subcontractors, and sub-recipients shall not discriminate on the basis of race, color, national origin, or sex in the performance of work performed pursuant to Cabinet contracts. The contractor shall carry out applicable requirements of 49 CFR 26 in the award and administration of federally assisted highway construction projects. The contractor will include this provision in all its subcontracts and supply agreements pertaining to contracts with the Cabinet.

Failure by the contractor to carry out these requirements is a material breach of its contract with the Cabinet, which may result in the termination of the contract or such other remedy as the Cabinet deems necessary.

DBE GOAL

The Disadvantaged Business Enterprise (DBE) goal established for this contract, as listed on the front page of the proposal, is the percentage of the total value of the contract.

The contractor shall exercise all necessary and reasonable steps to ensure that Disadvantaged Business Enterprises participate in a least the percent of the contract as set forth above as goals for this contract.

OBLIGATION OF CONTRACTORS

Each contractor prequalified to perform work on Cabinet projects shall designate and make known to the Cabinet a liaison officer who is assigned the responsibility of effectively administering and promoting an active program for utilization of DBEs.

If a formal goal has not been designated for the contract, all contractors are encouraged to consider DBEs for subcontract work as well as for the supply of material and services needed to perform this work.

Contractors are encouraged to use the services of banks owned and controlled by minorities and women.

CERTIFICATION OF CONTRACT GOAL

Contractors shall include the following certification in bids for projects for which a DBE goal has been established. BIDS SUBMITTED WHICH DO NOT INCLUDE CERTIFICATION OF DBE PARTICIPATION WILL NOT BE ACCEPTED. These bids will not be considered for award by the Cabinet and they will be returned to the bidder.

“The bidder certifies that it has secured participation by Disadvantaged Business Enterprises (“DBE”) in the amount of _____ percent of the total value of this contract and that the DBE participation is in compliance with the requirements of 49 CFR 26 and the policies of the Kentucky Transportation Cabinet pertaining to the DBE Program.”

The certification statement is located in the electronic bid file. All contractors must certify their DBE participation on that page. DBEs utilized in achieving the DBE goal must be certified and prequalified for the work items at the time the bid is submitted.

DBE PARTICIPATION PLAN

Lowest responsive bidders must submit the *DBE Plan/ Subcontractor Request*, form TC 14-35 DBE, within **5** days of the letting. This is necessary before the Awards Committee will review and make a recommendation. **The project will not be considered for award prior to submission and approval of the apparent low bidder’s DBE Plan/Subcontractor Request.**

The DBE Participation Plan shall include the following:

1. Name and address of DBE Subcontractor(s) and/or supplier(s) intended to be used in the proposed project;
2. Description of the work each is to perform including the work item, unit, quantity, unit price and total amount of the work to be performed by the individual DBE. The Proposal Line Number, Category Number, and the Project Line Number can be found in the “material listing” on the Construction Procurement website under the specific letting;
3. The dollar value of each proposed DBE subcontract and the percentage of total project contract value this represents. DBE participation may be counted as follows:
 - a) If DBE suppliers and manufactures assume actual and contractual responsibility, the dollar value of materials to be furnished will be counted toward the goal as follows:
 - The entire expenditure paid to a DBE manufacturer;
 - 60 percent of expenditures to DBE suppliers that are not manufacturers provided the supplier is a regular dealer in the product involved. A regular dealer must be engaged in, as its principal business and in its own name, the sale of products to the public, maintain an inventory and own and operate distribution equipment; and
 - The amount of fees or commissions charged by the DBE firms for a bona fide service, such as professional, technical, consultant, or managerial services and assistance in the procurement of essential personnel, facilities, equipment, materials, supplies, delivery of materials and supplies or for furnishing bonds, or insurance, providing such fees or commissions are determined to be reasonable and customary.
 - b) The dollar value of services provided by DBEs such as quality control testing, equipment repair and maintenance, engineering, staking, etc.;

- c) The dollar value of joint ventures. DBE credit for joint ventures will be limited to the dollar amount of the work actually performed by the DBE in the joint venture;
4. Written and signed documentation of the bidder's commitment to use a DBE contractor whose participation is being utilized to meet the DBE goal; and
5. Written and signed confirmation from the DBE that it is participating in the contract as provided in the prime contractor's commitment.

AFTER PROJECT AWARD AND BEFORE NOTICE TO PROCEED/WORK ORDER IS ISSUED (SEE SECTION 103.06, STANDARD SPECIFICATIONS FOR ROAD AND BRIDGE CONSTRUCTION)

Prime Contractors awarded a federally funded project with a DBE Goal greater than zero will be required to submit a fully executed DBE Subcontract, along with the attached FHWA 1273 and Certificate of Liability Insurance for each DBE Firm submitted as part of the previously approved DBE Utilization Plan (TC 14-35). A signed quote or purchase order shall be attached when the DBE subcontractor is a material supplier or broker.

The Certificate of Liability Insurance submitted must meet the requirements outlined in Section 107.18 of the Standard Specifications for Road and Bridge Construction.

Changes to **APPROVED** DBE Participation Plans must be approved by the Office for Civil Rights & Small Business Development. The Cabinet may consider extenuating circumstances including, but not limited to, changes in the nature or scope of the project, the inability or unwillingness of a DBE to perform the work in accordance with the bid, and/or other circumstances beyond the control of the prime contractor.

CONSIDERATION OF GOOD FAITH EFFORTS REQUESTS

If the DBE participation submitted in the bid by the apparent lowest responsive bidder does not meet or exceed the DBE contract goal, the apparent lowest responsive bidder must submit a Good Faith Effort Package to satisfy the Cabinet that sufficient good faith efforts were made to meet the contract goals prior to submission of the bid. Efforts to increase the goal after bid submission will not be considered in justifying the good faith effort, unless the contractor can show that the proposed DBE was solicited prior to the letting date. DBEs utilized in achieving the DBE goal must be certified and prequalified for the work items at the time the bid is submitted. One complete set (hard copy along with an electronic copy) of this information must be received in the Division of Contract Procurement no later than 12:00 noon of the tenth calendar day after receipt of notification that they are the apparent low bidder.

Where the information submitted includes repetitious solicitation letters it will be acceptable to submit a sample representative letter along with a distribution list of the firms solicited. Documentation of DBE quotations shall be a part of the good faith effort submittal as necessary to demonstrate compliance with the factors listed below which the Cabinet considers in judging good faith efforts. This documentation may include written subcontractors' quotations, telephone log notations of verbal quotations, or other types of quotation documentation.

The Good Faith Effort Package shall include, but may not be limited to information showing evidence of the following:

1. Whether the bidder attended any pre-bid meetings that were scheduled by the Cabinet to inform DBEs of subcontracting opportunities;
2. Whether the bidder provided solicitations through all reasonable and available means;
3. Whether the bidder provided written notice to all DBEs listed in the DBE directory at the time of the letting who are prequalified in the areas of work that the bidder will be subcontracting;
4. Whether the bidder followed up initial solicitations of interest by contacting DBEs to determine with certainty whether they were interested. If a reasonable amount of DBEs within the targeted districts do not provide an intent to quote or no DBEs are prequalified in the subcontracted areas, the bidder must notify the Disadvantaged Enterprise Business Liaison Officer (DEBLO) in the Office for Civil Rights and Small Business Development to give notification of the bidder's inability to get DBE quotes;
5. Whether the bidder selected portions of the work to be performed by DBEs in order to increase the likelihood of meeting the contract goals. This includes, where appropriate, breaking out contract work items into economically feasible units to facilitate DBE participation, even when the prime contractor might otherwise perform these work items with its own forces;
6. Whether the bidder provided interested DBEs with adequate and timely information about the plans, specifications, and requirements of the contract;
7. Whether the bidder negotiated in good faith with interested DBEs not rejecting them as unqualified without sound reasons based on a thorough investigation of their capabilities. Any rejection should be so noted in writing with a description as to why an agreement could not be reached;
8. Whether quotations were received from interested DBE firms but were rejected as unacceptable without sound reasons why the quotations were considered unacceptable. The fact that the DBE firm's quotation for the work is not the lowest quotation received will not in itself be considered as a sound reason for rejecting the quotation as unacceptable. The fact that the bidder has the ability and/or desire to perform the contract work with its own forces will not be considered a sound reason for rejecting a DBE quote. Nothing in this provision shall be construed to require the bidder to accept unreasonable quotes in order to satisfy DBE goals;
9. Whether the bidder specifically negotiated with subcontractors to assume part of the responsibility to meet the contract DBE goal when the work to be subcontracted includes potential DBE participation;
10. Whether the bidder made any efforts and/or offered assistance to interested DBEs in obtaining the necessary equipment, supplies, materials, insurance and/or bonding to satisfy the work requirements of the bid proposal; and
11. Any other evidence that the bidder submits which may show that the bidder has made reasonable good faith efforts to include DBE participation.

FAILURE TO MEET GOOD FAITH REQUIREMENT

Where the apparent lowest responsive bidder fails to submit sufficient participation by DBE firms to meet the contract goal and upon a determination by the Good Faith Committee based upon the information submitted that the apparent lowest responsive bidder failed to make sufficient reasonable efforts to meet the contract goal, the bidder will be offered the opportunity to meet in person for administrative reconsideration. The bidder will be notified of the Committee's decision within 24 hours of its decision. The bidder will have 24 hours to request reconsideration of the Committee's decision. The reconsideration meeting will be held within two days of the receipt of a request by the bidder for reconsideration.

The request for reconsideration will be heard by the Office of the Secretary. The bidder will have the opportunity to present written documentation or argument concerning the issue of whether it met the goal or made an adequate good faith effort. The bidder will receive a written decision on the reconsideration explaining the basis for the finding that the bidder did or did not meet the goal or made adequate Good Faith efforts to do so.

The result of the reconsideration process is not administratively appealable to the Cabinet or to the United States Department of Transportation.

The Cabinet reserves the right to award the contract to the next lowest responsive bidder or to rebid the contract in the event that the contract is not awarded to the low bidder as the result of a failure to meet the good faith requirement.

SANCTIONS FOR FAILURE TO MEET DBE REQUIREMENTS OF THE PROJECT

Failure by the prime contractor to fulfill the DBE requirements of a project under contract or to demonstrate good faith efforts to meet the goal constitutes a breach of contract. When this occurs, the Cabinet will hold the prime contractor accountable, as would be the case with all other contract provisions. Therefore, the contractor's failure to carry out the DBE contract requirements shall constitute a breach of contract and as such the Cabinet reserves the right to exercise all administrative remedies at its disposal including, but not limited to the following:

- Suspension of Prequalification;
- Disallow credit toward the DBE goal;
- Withholding progress payments;
- Withholding payment to the prime in an amount equal to the unmet portion of the contract goal; and/or
- Termination of the contract.

PROMPT PAYMENT

The prime contractor will be required to pay the DBE and Non-DBE Subcontractors within seven (7) working days after he or she has received payment from the Kentucky Transportation Cabinet for work performed or materials furnished.

CONTRACTOR REPORTING

All contractors must keep detailed records and provide reports to the Cabinet on their progress in meeting the DBE requirement on any highway contract. These records may include, but shall not be limited to payroll, lease agreements, cancelled payroll checks, executed subcontracting agreements, etc. Prime contractors will be required to complete and submit a **signed and notarized** Affidavit of Subcontractor Payment (TC 18-7) and copies of checks for any monies paid to each DBE subcontractor or supplier utilized to meet a DBE goal. These documents must be completed and signed within 7 days of being paid by the Cabinet.

Payment information that needs to be reported includes date the payment is sent to the DBE, check number, Contract ID, amount of payment and the check date. Before Final Payment is made on this contract, the Prime Contractor will certify that all payments were made to the DBE subcontractor and/or DBE suppliers.

***** IMPORTANT *****

Please mail the original, signed and completed TC (18-7) Affidavit of Subcontractor Payment form and all copies of checks for payments listed above to the following address:

Office for Civil Rights and Small Business Development
6th Floor West 200 Mero Street
Frankfort, KY 40622

The prime contractor should notify the KYTC Office for Civil Rights and Small Business Development seven (7) days prior to DBE contractors commencing work on the project. The contact in this office is Mr. Tony Youssefi. Mr. Youssefi's current contact information is email address – tyousseffi@ky.gov and the telephone number is (502) 564-3601.

DEFAULT OR DECERTIFICATION OF THE DBE

If the DBE subcontractor or supplier is decertified or defaults in the performance of its work, and the overall goal cannot be credited for the uncompleted work, the prime contractor may utilize a substitute DBE or elect to fulfill the DBE goal with another DBE on a different work item. If after exerting good faith effort in accordance with the Cabinet's Good Faith Effort policies and procedures, the prime contractor is unable to replace the DBE, then the unmet portion of the goal may be waived at the discretion of the Cabinet.

PROHIBITION ON TELECOMMUNICATIONS EQUIPMENT OR SERVICES

In accordance with the FY 2019 National Defense Authorization Act (NDAA), 2 CFR 200.216, and 2 CFR 200.471, Federal agencies are prohibited, after August 13, 2020, from obligating or expending financial assistance to obtain certain telecommunications and video surveillance services and equipment from specific producers. As a result of these regulations, contractors and subcontractors are prohibited, on projects with federal funding participation, from providing telecommunication or video surveillance equipment, services, or systems produced by:

- Huawei Technologies Company or ZTE Corporation (or any subsidiary or affiliate of such entities)
- Hytera Communications Corporation, Hangzhou Hikvision Digital Technology Company, or Dahua Technology Company (or any subsidiary or affiliate of such entities)

LEGAL REQUIREMENTS AND RESPONSIBILITY TO THE PUBLIC – CARGO PREFERENCE ACT (CPA).

(REV 12-17-15) (1-16)

SECTION 7 is expanded by the following new Article:

102.10 **Cargo Preference Act – Use of United States-flag vessels.**

Pursuant to Title 46CFR Part 381, the Contractor agrees

- To utilize privately owned United States-flag commercial vessels to ship at least 50 percent of the gross tonnage (computed separately for dry bulk carriers, dry cargo liners, and tankers) involved, whenever shipping any equipment, material, or commodities pursuant to this contract, to the extent such vessels are available at fair and reasonable rates for United States-flag commercial vessels.
- To furnish within 20 days following the date of loading for shipments originating within the United States or within 30 working days following the date of loading for shipments originating outside the United States, a legible copy of a rated, 'on-board' commercial ocean bill-of-lading in English for each shipment of cargo described in paragraph 1 of this section to both the Contracting Officer (through the prime contractor in the case of subcontractor bills-of-lading) and to the Division of National Cargo, Office of Market Development, Maritime Administration, Washington, DC 20590.
- To insert the substance of the provisions of this clause in all subcontracts issued pursuant to this contract.

NATIONAL HIGHWAY

Be advised this project is on the NATIONAL HIGHWAY SYSTEM.

ASPHALT MIXTURE

Unless otherwise noted, the Department estimates the rate of application for all asphalt mixtures to be 110 lbs/sy per inch of depth.

DGA BASE

Unless otherwise noted, the Department estimates the rate of application for DGA Base to be 115 lbs/sy per inch of depth.

FUEL AND ASPHALT PAY ADJUSTMENT

The Department has included the Contract items Asphalt Adjustment and Fuel Adjustment for possible future payments at an established Contract unit price of \$1.00. The Department will calculate actual adjustment quantities after work is completed. If existing Contract amount is insufficient to pay all items on the contract with the adjustments, the Department will establish additional monies with a change order.

OPTION A

Be advised that the Department will accept compaction of asphalt mixtures furnished for driving lanes and ramps, at 1 inch (25mm) or greater, on this project according to OPTION A in accordance with Section 402 and Section 403 of the current Standard Specifications. The Department will require joint cores as described in Section 402.03.02 for surface mixtures only. The Department will accept compaction of all other asphalt mixtures according to OPTION B.

Special Notes Applicable to Project General Notes & Description of Work

CAUTION

The information in this proposal and the type of work listed herein are approximate only and are not to be taken as an exact evaluation of the materials and conditions to be encountered during construction; the bidder must draw his/her own conclusions when developing the Unit Bid Prices for each bid item. As such, if the conditions encountered are not in accordance with the information shown, the Department does not guarantee any changes to the Unit Bid Prices nor extension of the contract will be considered. The Department will pay for bid item quantity overruns, but only if pre-approved by the Engineer.

STATIONING

The contractor is advised that the planned locations of work were established from a beginning station number, which is STA 99+80 east of the intersection of US 68 and Rockfield Browning Road and corresponds to Milepoint 2.905 along US 68. NOTE: The existing mile marker signs may not correspond to the proposed work locations.

ON-SITE INSPECTION

Before submitting a bid for the work, make a thorough inspection of the site and determine existing conditions so that the work can be expeditiously performed after a contract is awarded. The Department will consider submission of a bid to be evidence of this inspection having been made. The Department will not honor any claims for money or time extension resulting from site conditions.

RIGHT OF WAY LIMITS

The Department has not established the exact limits of the Right-of-Way. Unless a consent and release form is obtained from the adjoining property owner, limit work activities to the obvious Right-of-Way and staging areas secured and environmentally cleared by the Contractor at no additional cost to the Department. In the event that private improvements (i.e., fences, buildings, etc.) encroach upon the Right-of-Way, the contractor shall notify the Engineer and limit work activities in order to NOT disturb the improvements. If they become necessary, the Department will secure consent and releases from property owners through the Engineer. Be responsible for all encroachments onto private lands.

CONTROL

Perform all work under the absolute control of the Department of Highways. Obtain the Engineer's approval of all designs required to be furnished by the Contractor prior to incorporation into the work. The Department reserves the right to have other work performed by other contractors and its own forces and to permit public utility companies and others to do work during the construction within the limits of, or adjacent to, the project. Conduct operations and cooperate with such other parties so that interference with such other work will be reduced to a minimum. The Department will not honor any claims for money or time extension created by the operations of such other parties. Should a difference of opinion arise as to the rights of the Contractor and others working within the limits of, or adjacent to, the project, the Engineer will decide as to the respective rights of the various parties involved in order to assure the completion of the Department's work in general harmony and in a satisfactory manner, and his/her decision shall be final and binding upon the Contractor.

DESCRIPTION OF WORK

Except as specified herein, perform all work in accordance with the Department's Standard Specifications, Supplemental Specifications, applicable Special Notes and Special Provisions, and applicable Standard and Sepia Drawings, current editions. Furnish all materials, labor, equipment, and incidentals for the following work:

General Notes & Description of Work

Page 2 of 2

Pavement Resurfacing. The existing roadway is to be resurfaced from Station 99+80 to Station 128+50. Other items that may be associated with the pavement resurfacing include: removal of existing pavement by milling and texturing, installation of rumble strips, and application of pavement markings. Refer to the rumble strip Standard Drawings for recommended placement of rumble strips.

Entrance Pipe Replacement & Driveway Surfacing. Due to areas of existing ditch line being re-shaped and relocated further from the edge of pavement, there are areas throughout the project where the existing entrance pipe will have to be removed and replaced to line up with the new ditch line. Refer to the Entrance Detail within the Typical Sections for details on this work item.

Pipe Replacements & Extensions. There are locations throughout the project where culvert pipes are being extended or replaced. Locations and estimated quantities are noted on the Culvert Pipe Replacement & Extension Summary. For pipe extensions where the existing pipe is RCP, remove the existing headwall and first section of existing RCP attached to the headwall (approx. 3 to 4 ft of existing pipe). Other items that may be included with the pipe extensions/replacements include culvert headwalls, sloped & mitered concrete headwalls, intermediate anchor/collar, roadside regrading, ditching, channel lining, erosion control blanket, asphalt pavement quantities, etc. Refer to the Special Note for Pipe Replacements/Extensions for more information on this item of work.

Erosion Control Blanket. A quantity of 750 square yards of Erosion Control Blanket has been included in the contract for potential use along areas of regraded shoulders, ditch lines, fills slopes and/or back slopes, inlets and outlets of pipes, and any other areas as directed by the Engineer. The Contractor and Engineer should work together to determine the location and best use of Erosion Control Blanket throughout this project. The Engineer will make the final determination as to the quantities and placement of Erosion Control Blanket.

Temporary Striping. The Contractor and Engineer should work together to determine any locations throughout the project requiring temporary pavement striping. The Engineer will make the final determination as to the quantities and placement of temporary pavement striping.

Permanent 6" Striping. A quantity of Pave Striping – Thermo – 6 in has been included in the contract to restripe the entire corridor with 6" Extruded Thermoplastic Paint.

Special Note for Staking

Perform Contractor Staking according to Section 201; except, in addition to the requirements of Section 201, perform the following:

1. Contrary to Section 201.03.01, perform items 1 & 2 usually performed by the Engineer.
2. Using the proposed pavement superelevation rates, runout lengths, and runoff lengths, determine the necessary elevation changes along the edges of pavement for each proposed curve and the transitions leading into and out of each curve to achieve the proposed superelevation improvements. The intent is to provide a consistent superelevation throughout each proposed curve and smooth transitions into and out of each curve. Once the elevation changes along the edges of pavement for each proposed curve are determined and prior to starting paving operations, verify the proposed roadside re-grading corresponding to each curve can be constructed so that the new roadside will be flush with the new edges of pavement and the new toe of slope, or top of cut, will remain within the Right-of-Way, or within the general area noted on any applicable Consent & Releases, and/or not impact a sensitive obstruction. If necessary, and with the approval of the Engineer, reduce the proposed superelevation rate of a curve if the new elevations of the edges of pavement will cause the proposed roadside grading to extend beyond the Right-of-Way, or extend outside of the general area described on any applicable Consent & Releases, and/or impact a sensitive obstruction. Alternatively, with the approval of the Engineer and to the extent allowable by the "Roadside Regrading and Embankment Benching Details" and/or the Special Note for Roadside Regrading, the Contractor may be allowed to adjust the proposed dimensions of the roadside grading so the new toe of slope or top of cut will remain within the Right-of-Way, or within the general area noted on any applicable Consent & Releases, and/or not impact a sensitive obstruction. After the final proposed elevation changes along the edges of pavement for each curve are determined and before paving operations begin, submit to the Engineer and obtain approval for the number of asphalt lifts, each asphalt lift's thickness, and the mix design of each lift of Leveling & Wedging the contractor plans to use to achieve the proposed superelevation improvement. Ensure positive drainage upon completion of the work.
3. Verify the dimensions, type, and quantities of the culvert pipes, entrance pipes, and/or box culverts as listed and detailed in the proposal, and determine flow line elevations and slopes necessary to provide positive drainage. Revise as necessary to accommodate the existing site conditions; to provide proper alignment of the drainage structures with existing and/or proposed ditches, stream channels, swales, and the roadway lines and grades; and to ensure positive drainage upon completion of the work.
4. Using stakes, paint marks on the pavement, mag nails, and/or any other means approved by the Engineer, the Contractor shall mark and/or stake the proposed sign locations in the field. NOTE: The proposed signs are listed in the proposal by approximate location and are NOT to be taken as the exact location for the signs. During staking operations the Contractor shall review the signing layout and existing field conditions and look for potential conflicts, including but not limited to utilities, driveways, visual obstructions, etc. When conflicts are found, adjust the staked location of signs to mitigate conflicts. Because the sign locations in the proposal are approximate and the location of some signs may need to be adjusted due to conflicts, during staking operations the Contractor shall refer to and utilize the information in the Manual on Uniform on Traffic Control Devices (MUTCD), current edition. The MUTCD cover items such as: appropriate sign location, advance placement distances, and spacing requirements for signing. The intent is for the proposed signs to be consistent with, and meet the requirements of, the MUTCD. Once the proposed sign locations have been staked, notify and coordinate with the District Traffic Engineer, and perform a review of the staked locations. Adjust the staked

Staking
Page 2 of 2

locations, as directed by the District Traffic Engineer and obtain approval of the final staked locations. This review will also be used to determine if there are any existing signs that require removal and/or relocation. Provide the District Traffic Engineer with 2 weeks of notice when a route will be ready for a review of the staked locations. NOTE: The District Traffic Engineer may determine that the proposed signing, including sign types and messages, needs to be adjusted and/or modified from what is shown in the proposal. Therefore, the Contractor shall not order any sign material for a route until the route has been staked and final sign location approval has been given by the District Traffic Engineer.

5. Produce and furnish to the Engineer "As Built" information for the superelevation improvements and the drainage improvements. For superelevation improvements, as built information will consist of a record of the final pavement cross slopes every 50 feet, for each lane of travel along the curves and the transitions into and out of the curves. Elevation data of the curve improvements is not necessary; simply the cross slope percentage every 50 feet. For the drainage improvements, as built information will consist of a final record of the actual types, sizes, and locations of the drainage structures (i.e. box inlets, headwalls, junction boxes, etc.), culvert pipes, and/or box culverts constructed. Final elevation data of the drainage improvements is not necessary.
6. Using paint marks on the pavement, and/or any other means approved by the Engineer, the Contractor shall layout and pre-mark the proposed striping, pavement markings, etc. Adjust as necessary to accommodate the existing site conditions and to provide proper alignment of the proposed thru and turning lanes. Obtain approval of the pre-marked layout from the Engineer and/or District Traffic Engineer prior to installing the striping and/or pavement markings.
7. Prior to incorporating into the work, obtain the Engineers approval of all revisions determined by the Contractor.
8. Perform any and all other staking operations required to control and construct the work.

Special Note for Erosion Control

I. DESCRIPTION

Perform all erosion and water pollution control work in accordance with any other notes in the Proposal, the Department's Standard and Interim Supplemental Specifications, the Special Provisions and Special Notes, and the Standard and Sepia Drawings, current editions, or as directed by the Engineer. Section references are to the Standard Specifications. This work shall consist of:

(1) Developing and preparing a Best Management Practices Plan (BMP) tailored to suit the specific construction phasing for each site within the project; (2) Preparing the project site for construction, including locating, furnishing, installing, and maintaining temporary and/or permanent erosion and water pollution control measures as required by the BMP prior to beginning any earth disturbing activity on the project site; (3) Clearing and grubbing and removal of all obstructions as required for construction; (4) Removing all erosion control devices when no longer needed; (5) Restoring all disturbed areas as nearly as possible to their original condition; (6) Preparing seedbeds and permanently seeding all disturbed areas; (7) Providing a Kentucky Erosion Prevention and Sediment Control Program (KEPSC) qualified inspector; and (8) Performing any other work to prevent erosion and/or water pollution as specified by this contract, required by the BMP, or as directed by the Engineer.

II. MATERIALS

Furnish materials in accordance with these notes, the Standard Specifications and Interim Supplemental Specifications, applicable Special Provisions and Special Notes, and the Standard and Sepia Drawings, current editions. Provide for all materials to be sampled and tested in accordance with the Department's Sampling Manual. Unless directed otherwise by the Engineer, make the materials available for sampling a sufficient time in advance of the use of the materials to allow for the necessary time for testing.

III. CONSTRUCTION

Be advised, these Erosion Control Notes do not constitute a BMP plan for the project. Jointly with the Engineer, prepare a site-specific BMP plan for each drainage area within the project in accordance with Section 213. Provide a unique BMP at each project site using good engineering practices taking into account existing site conditions, the type of work to be performed, the construction phasing, methods, and the techniques to be utilized to complete the work. Be responsible for all erosion prevention, sediment control, and water pollution prevention measures required by the BMP for each site. Represent and warrant compliance with the Clean Water Act (33 USC Section 1251 et seq.), the 404 Permit, the 401 Water Quality Certification, and applicable state and local government agency laws, regulations, rules, specifications, and permits. Contrary to Section 105.05, in case of discrepancy between these notes, the Standard Specifications, Interim Supplemental Specifications, Special Provisions and Special Notes, Standard and Sepia Drawings, and such state and local government agency requirements, adhere to the most restrictive requirement.

Conduct operations in such a manner as to minimize the amount of disturbed ground during each phase of the construction and limit the haul roads to the minimum required to perform the work. Preserve existing

Erosion Control Page 2 of 3

vegetation not required to be removed by the work or the contract. Seed and/or mulch disturbed areas at the earliest opportunity. Use silt fence, silt traps, temporary ditches, brush barriers, erosion control blankets, sodding, channel lining, and other erosion control measures in a timely manner as required by the BMP and as directed or approved by the Engineer. Prevent sediment laden water from leaving the project, entering an existing drainage structure, or entering a stream.

Provide for erosion control measures to be in place and functioning prior to any earth disturbance within a drainage area. Compute the volume and size of silt control devices necessary to control sediment during each phase of construction. All silt control devices shall be sized to retain a volume of 3,600 cubic feet per disturbed contributing acre. Remove sediment from silt traps before they become a maximum of ½ full. Maintain silt fence by removing accumulated trappings and/or replacing the geotextile fabric when it becomes clogged, damaged, or deteriorated, or when directed by the Engineer. Properly dispose of all materials trapped by erosion control devices at approved sites off the right of way obtained by the Contractor at no additional cost to the Department. See the Special Provision for Waste and Borrow Sites.

As work progresses, add or remove erosion control measures as required by the BMP, applicable to the Contractor's project phasing, construction methods, and techniques. Update the volume calculations and modify the BMP as necessary throughout the duration of the project. Ensure that an updated BMP is kept on site and available for public inspection throughout the life of the project.

The required volume at each Silt Trap shall be computed based on the Up Gradient Contributing Areas that are disturbed and/or stabilized to the satisfaction of the Engineer. The required volume calculation for each Silt Trap shall be determined by the Contractor and verified by the Engineer. The required volume at each Silt Trap may be reduced by the following amounts:

- Up Gradient Areas not disturbed (acres)
- Up Gradient Areas that have been reclaimed and protected by Erosion Control Blanket or other ground protection material such as Temporary Mulch (acres)
- Up Gradient Areas that have been protected by Silt Fence (acres) – Areas protected by Silt Fence shall be computed at a maximum rate of 100 square feet per linear foot of Silt Fence
- Up Gradient Areas that have been protected by Silt Traps (acres)

The use of Temporary Mulch is encouraged.

Silt Trap Type B shall always be placed at the collection point prior to discharging into a Blue Line Stream or onto an adjacent Property Owner. Where overland flow exists, a Silt Fence or other filter devices may be used.

After all construction is complete, restore all disturbed areas in accordance with Section 212. Completely remove all temporary erosion control devices not required as part of the permanent erosion control from the construction site. Prior to removal, obtain the Engineer's concurrence of items to be removed. Grade the remaining exposed earth (both on and off the Right-of-Way) as nearly as possible to its original condition, or as directed by the Engineer. Prepare the seed bed areas and sow all exposed earthen areas with the applicable seed mixture(s) according to Section 212.03.03.

Erosion Control
Page 3 of 3

IV. MEASUREMENT

The Department will measure the various erosion control items according to Section 212.04 and Section 213.04, as applicable.

V. Basis of Payment

The Department will make payment for the various erosion control items according to Section 212.04 and Section 213.04, as applicable.

Special Note for Pipe Replacements and Extensions

I. DESCRIPTION

Except as provided herein, perform all work in accordance with the Department's Standard Specifications, interim Supplemental Specifications, Standard and Sepia Drawings, and Special Notes and Special Provisions, current editions. Article references are to the Standard Specifications. This project shall consist of furnishing all labor, equipment, materials, and incidentals for the following:

(1) Maintaining and Controlling Traffic; (2) Constructing pipe replacements and/or pipe extensions; (3) Embankment and/or Excavation; (4) Erosion Control; and (6) Any other work as specified by this contract.

II. MATERIALS

Provide for sampling and testing of all materials in accordance with the Department's Sampling Manual. Make materials available for sampling a sufficient time in advance of the use of the materials to allow for the necessary time for testing unless otherwise specified in these notes.

- A. Maintain and Control Traffic.** See Traffic Control Plan.
- B. Culvert Pipe.** Furnish pipe meeting the requirements of Section 810. Select pipe for pH range Medium and minimum fill cover height according to the applicable Standard or Sepia Drawings, current editions. Verify maximum and minimum fill cover height required for new pipe prior to construction and obtain the Engineer's approval of the class or gauge of pipe and type of coating prior to delivering pipe to project. Furnish approved connecting bands or pipe anchors and toe walls.
- C. Flowable Fill.** Furnish Flowable Fill for Pipe Backfill per Section 601.03.03(B).
- D. Erosion Control.** See Special Note for Erosion Control.

III. CONSTRUCTION METHODS

- A. Maintain and Control Traffic.** See Traffic Control Plan.
- B. Erosion Control.** See Special Note for Erosion Control.
- C. Site Preparation.** Be responsible for all site preparation including, but not limited to, saw cutting and removing existing pavement; clearing and grubbing; staking; incidental excavation and backfilling; common and solid rock excavation; embankment in place; removal of obstructions, or any other items; restoration of pavements, slopes, and all disturbed areas; final dressing and cleanup; and disposal of materials. Limit clearing and grubbing to the absolute minimum required to construct the drainage features. Perform all site preparation only as approved or directed by the Engineer.
- D. Removing Headwalls, Pipe, and Excavation.** Remove existing headwalls and lengths of culvert

Pipe Replacements/Extensions

Page 2 of 4

and/or entrance pipes at the approximate locations noted on the summary. The Engineer will determine the exact locations and lengths of pipe to be removed at the time of construction. When any portion of pipe under the roadway, saw cut the existing asphalt pavement and base to a neat edge prior to excavation and removal of the existing pipe. NOTE: Saw cutting the pavement shall be incidental. Obtain the Engineer's approval of trench width and/or saw cutting limits prior to saw cutting the pavement. Excavate the trench and remove the pipe as directed, or approved, by the Engineer without disturbing existing underground utilities.

- E. Constructing Pipe, Headwalls, and Drainage Boxes.** Construct culvert and/or entrance pipes, pipe extensions, headwalls, drainage boxes, and other drainage structures at the locations shown in the proposal or as designated by the Engineer. The Contractor will establish, with the approval of the Engineer, the final centerlines, flow lines, and skews to obtain the best fit with the existing and/or proposed ditches and other proposed improvements. (See the Special Note for Staking.) Construct pipe bedding according to Section 701 and the applicable Standard or Sepia Drawings, current editions. Use approved connecting bands or concrete anchors as required. Prior to backfilling pipe, obtain the Engineer's approval of the pipe installation. Provide positive drainage upon completion of pipe installation.
- F. Pipe Backfill.** Backfill entrance pipes according to Section 701.03.06. Contrary to Section 701.03.06, regardless of cover height, backfill culvert pipes with flowable fill as shown on the Culvert Pipe Replacement Detail from the outside edge of shoulder or back of curb to outside edge of shoulder or back of curb. Steel plates will likely be required to maintain traffic while the flowable fill cures. Once the flowable fill has sufficiently cured, place the Asphalt Base in lifts with thicknesses of 3-4 inches, up to the surface of the existing pavement. Seal with Leveling & Wedging. Allow the asphalt base and leveling & wedging to be exposed to traffic for a minimum of 14 days to allow for settlement. During the waiting period, level & wedge any settlement as directed by the Engineer. After the waiting period has been met for the last pipe replacement constructed, the final milling and/or surfacing operations can begin, unless directed otherwise by the Engineer. For culvert pipe beyond the outside edge of shoulder or back of curb, backfill according to Section 701.03.06.
- G. Embankments.** Backfill pipe and culvert extensions, and construct shoulder embankments as directed by the Engineer. The Contractor shall bench into the existing slope and apply proper compaction according to Section 206. For more information and details on benching, refer to Note 2 on the detail sheet titled: ROADSIDE REGRADING AND EMBANKMENT BENCHING DETAILS, found elsewhere in the Proposal. Provide positive drainage of ditches, shoulders, and slopes at all times during and upon completion of construction.
- H. Property Damage.** Be responsible for all damage to public and/or private property resulting from the work. Repair or replace damaged roadway features in like kind materials and design, as directed by the Engineer at no additional cost to the Department. Repair or replace damaged private property in like kind materials and design to the satisfaction of the owner and the Engineer at no additional cost to the Department.
- I. Coordination with Utility Companies.** Locate all underground, above ground, and overhead utilities prior to beginning construction. Be responsible for contacting and maintaining liaison with all utility companies that have utilities located within the project limits. Do not disturb existing overhead or

Pipe Replacements/Extensions
Page 3 of 4

underground utilities. It is not anticipated that any utility facilities will need to be relocated and/or adjusted; however, in the event that it is discovered that the work does require that utilities be relocated and/or adjusted, the utility companies will work concurrently with the Contractor while relocating their facilities. Be responsible for repairing all utility damage that occurs as a result of pipe replacement and pipe extension operations at no additional cost to the Department. NOTIFY THE ENGINEER AND THE UTILITY OWNER(S) IMMEDIATELY WHEN IT IS DISCOVERED OR ANTICIPATED THAT ANY UTILITY CONFLICT COULD DELAY THE CONTRACTOR'S OPERATIONS. If the total delay exceeds ten working days, an extension of the specified completion date will be negotiated with the Contractor for delay to the Contractor's work; however, no extension will be granted for any delay caused by the Contractor's failure to notify the Engineer and/or the utility company as specified above when a conflict is discovered or anticipated as specified.

- J. Right-of-Way Limits.** The Department has not established exact limits of the Right-of-Way. Unless a consent and release form is obtained from the adjoining property owner, limit work activities to the obvious Right-of-Way and staging areas secured by the Contractor at no additional cost to the Department. In the event that private improvements (i.e. fences, buildings, etc.) encroach upon the Right-of-Way, the Contractor shall notify the Engineer and limit work activities in order to NOT disturb the improvements. If they become necessary, the Department will secure consent and releases from property owners through the Engineer. Be responsible for all encroachments onto private lands.
- K. Clean Up, Disposal of Waste.** Clean up the project area as work progresses. Dispose of all removed concrete, pipe, pavement, debris, excess and unsuitable excavation, and all other waste at approved sites off the Right of Way obtained by the Contractor at no additional cost to the Department. See the Special Provision for Waste and Borrow Sites.
- L. Final Dressing, Seeding and Protection.** Grade all disturbed areas to blend with the adjacent roadways features and to provide a suitable seed bed. Apply Class A Final Dressing to all disturbed areas, both on and off the Right-of-Way. Sow all disturbed earthen areas with the applicable seed mixture(s) according to Section 212.03.03.
- M. Erosion Control.** See the Special Note for Erosion Control.

IV. METHOD OF MEASUREMENT

- A. Maintain and Control Traffic.** See the Traffic Control Plan.
- B. Site Preparation.** Other than the bid items listed, site preparation will NOT be measured for payment, but shall be incidental to culvert and/or entrance pipe bid items, as applicable.
- C. Remove Headwall.** The Department will measure the removal of existing headwalls as Each. Any excavation, including rock excavation, necessary to remove existing headwalls will NOT be measured for payment, but shall be incidental to the bid item "Remove Headwall".
- D. Remove Pipe.** Removal of existing culvert and entrance pipe shall be measured according to Section

Pipe Replacements/Extensions

Page 4 of 4

701.04.14. Any excavation, including rock excavation, necessary to remove existing pipe will NOT be measured for payment, but shall be incidental to the bid item "Remove Pipe".

- E. Culvert and Entrance Pipe.** The Department will measure the quantities according to Section 701.04. Any excavation, including rock excavation, necessary to install culvert or entrance pipe shall be incidental to the corresponding pipe bid items.
- F. Headwalls, Drainage Boxes.** The Department will measure according to Section 710. Any excavation, including rock excavation, necessary to construct headwalls and/or drainage boxes will NOT be measured for payment, but shall be incidental to the applicable bid item.
- G. Excavation, Pipe Backfill, Embankments.** The Department will NOT measure for payment the following items: any excavation, including rock excavation, necessary to remove the existing pipe and/or install the proposed culvert or entrance pipe, pipe backfill material, geotextile fabric, flowable fill, and re-constructing shoulder embankments, but shall considered these items incidental to the bid items for culvert and entrance pipe.
- H. Clean Up, Disposal of Waste, Final Dressing, Seeding and Protection.** The Department will NOT measure for payment the following activities: Clean Up, Disposal of Waste, and Final Dressing. These activities shall be incidental to the project bid items. Seeding and Protection shall be measured according to Section 212.
- I. Erosion Control.** See the Special Note for Erosion Control.

V. BASIS OF PAYMENT

- A. Maintain and Control Traffic.** See the Traffic Control Plan.
- B. Remove Headwall.** The Department will make payment for the completed and accepted quantities of Each headwall removed. Payment at the Contract unit price per Each shall be full compensation for furnishing all labor, materials, equipment, and incidentals for removing the existing headwall.
- C. Remove Pipe.** The Department will make payment according to Section 701.05. Payment at the Contract unit price per linear foot shall be full compensation for furnishing all labor, materials, equipment, and incidentals for removing the existing pipe.
- D. Culvert and Entrance Pipe.** The Department will make payment according to Section 701.05. Payment at the Contract unit price per linear foot shall be full compensation for furnishing all labor, materials, equipment, and incidentals necessary for installing and backfilling new culvert and entrance pipe.
- E. Headwalls, Drainage Boxes.** The Department will make payment according to Section 710.
- F. Erosion Control.** See the Special Note for Erosion Control.

Special Note for Cored Hole Drainage Box Connector

I. DESCRIPTION.

Except as provided herein, perform all work in accordance with the Department's Standard Specifications, interim Supplemental Specifications, Standard and Sepia Drawings, and Special Notes and Special Provisions, current editions. Section references are to the Standard Specifications. This project shall consist of furnishing all labor, equipment, materials, and incidentals for the following:

(1) Contractor staking; (2) Site preparation; (3) Core drill a hole in the side of an existing small drainage structure to connect the outlet end of a proposed pipe, instead of constructing an outlet headwall; (4) Maintain and Control Traffic; and (5) all other work specified as part of this contract.

II. MATERIALS.

Provide for sampling and testing of all materials in accordance with the Department's Sampling Manual. Make materials available for sampling a sufficient time in advance of the use of the materials to allow for the necessary time for testing unless otherwise specified in these notes.

- A. **Maintain and Control Traffic.** See the Traffic Control Plan.
- B. **Erosion Control.** See the Special Note for Erosion Control.
- C. **Non-Shrink Grout.** Conform to Subsection 601.03.03 (B).
- D. **Asphalt Mastic Joint Sealing Compound.** Conform to Section 807.
- E. **Pipe.** Conform to Subsection 704.02. Furnish the same type and size as the underdrain pipe.
Culvert Pipe. Furnish the same type and size as the existing culvert pipe being connected to the existing small drainage structure. Furnish pipe meeting the requirements of Section 810. Select pipe for pH range Medium and minimum fill cover height according to the applicable Standard or Sepia Drawings, current editions. Verify maximum and minimum fill cover height required for new pipe prior to construction and obtain the Engineer's approval of the class or gauge of pipe and type of coating prior to delivering pipe to project. Furnish approved connecting bands or pipe anchors and toe walls.
- F. **Flowable Fill.** Furnish Flowable Fill for Pipe Backfill per Section 601.03.03(B).
- G. **Styrofoam Backer Rod.** Obtain the Engineer's approval.

III. CONSTRUCTION.

- A. **Maintain and Control Traffic.** See the Traffic Control Plan.
- B. **Erosion Control.** See the Special Note for Erosion Control.

Cored Hole Drainage Box Connector
Page 2 of 2

- C. Site Preparation.** Be responsible for all Site Preparation, including but not limited to removing pavement; roadway excavation and structure excavation; removal of obstructions or any other items; embankment and embankment in place; ditching, shouldering, roadside regrading, reshaping, and compacting backfill material; cleaning drainage structures; obtaining borrow and waste sites; disposal of materials, waste, and debris; and restoration, cleanup, and final dressing
- D. Core Hole Drainage Box.** Cut hole by core drilling into existing drainage structure at the location, or locations, specified in the Contract or where the Engineer directs, without damaging the existing structure. Cut holes of a diameter equal to the outside diameter of the proposed pipe with a tolerance of plus 1/2 inch. Place 2 styrofoam backer rods on the pipe near each wall face and seal the opening around the pipe with mastic material or a non-shrink grout. Use wyes, tees, and ells in the pipe system to reduce the number of holes to be drilled. Patch all damage to the existing wall in the coring operation with non-shrink grout. Apply non-shrink grout according to Subsection 601.03.
- IV. MEASUREMENT.** The Department will measure the quantity by each individual unit. The Department will not measure pipe, wyes, tees, ells, styrofoam backer rods, or repair of damage to existing wall for payment and will consider them incidental to this item of work.
- V. PAYMENT.** The Department will make payment for the completed and accepted quantities under the bid item CORED HOLE DRAINAGE BOX CON (Size). The Department will consider payment as full compensation for all work required.

Special Note for Signage

All sign sheeting shall be from the Cabinet's List of Approved Materials.

All permanent signs and sign components shall be fabricated using Type XI sheeting.

The following signs and sign components shall be fabricated using Type XI fluorescent yellow sheeting:

- Horizontal Alignment Signs and Plaques, including signs shown in Figure 2C-1 of the MUTCD
- All Advisory Speed (W13-1P) plaques

The following signs shall be fabricated using Type XI fluorescent yellow-green sheeting:

- School and school bus warning signs, including the fluorescent yellow-green signs shown in Figures 7B-1 and 7B-6 of the MUTCD and other school-related warning signs that are not included in the MUTCD.
- Bicycle Warning (W11-1) signs and SHARE THE ROAD (W16-1P) plaques or diagonal downward pointing arrow (W16-7P) plaques that supplement Bicycle Warning signs.
- Pedestrian Warning signs and diagonal downward pointing arrow plaques that supplement Pedestrian Warning signs.
- In-Street Pedestrian Crossing (R1-6) signs and Overhead pedestrian Crossing (R1-9) signs
- Supplemental plaques to any of the previously listed signs

Special Note for Signing

I. DESCRIPTION

Except as provided herein, this work shall be performed in accordance with the current edition of the Manual on Uniform Traffic Control Devices (MUTCD), the Department's current Standard Specifications and Interim Supplemental Specifications, applicable Standard and Sepia Drawings, and applicable Special Provisions. Article references are to the Standard Specifications. This project shall consist of furnishing all labor, equipment, materials, and incidentals for the following:

(1) Maintaining and Controlling Traffic; (2) Furnish, Fabricate, and Erect Signs; and (3) All other work specified in the Contract.

II. MATERIALS

All materials shall be sampled and tested in accordance with the Department's Sampling Manual and the materials shall be available for sampling a sufficient time in advance of the use of the materials to allow for the necessary time for testing unless otherwise specified in these Notes.

A. Maintain and Control Traffic. See Traffic Control Plan.

B. Erosion Control. See Special Note for Erosion Control.

III. CONSTRUCTION METHODS

A. Maintain and Control Traffic. See Traffic Control Plan.

B. Site Preparation. Be responsible for all site preparation including, but not limited to: clearing and grubbing, staking, excavation, backfill, and removal of obstructions or any other material not covered by other items. Perform all site preparation only as approved or directed by the Engineer.

C. Staking. See Special Note for Staking.

D. Signs and Posts. Before beginning installation, the Contractor shall furnish to the Engineer drawings, descriptions, manufacturer's cuts, etc. describing and/or detailing all material to be used. Mill test reports for beams, steel panels, and each different gauge of aluminum or steel sheeting used must be submitted to the Division of Construction and approved prior to erection.

Fabricate sheet signs from .080 or .125 gauge aluminum alloy 5052-H38 or 6061-T6, in accordance with ASTM B-209, and to the size and shape specified. Prepare the side of the aluminum sheet to receive the retroreflective background material according to the recommendations of the sheeting and retroreflective material manufacturer(s). Sheeting used as background material for sign faces is to be the color specified and visually in accordance with the standard requirements of ASTM D-4956 and meet the requirements of Section 830 of the Standard Specifications. Contrary to Section 830.02.06, only the types and colors of sheeting as specified in the proposal will be accepted. All

Signing
Page 2 of 8

retroreflective material shall be fabricated and assembled in accordance with the specifications and/or recommendations of the manufacturer(s).

All hardware for the erection of sheeting signs shall be rust resistant: stainless steel, zinc coated, aluminum, or an Engineer approved material. All beams and sign posts shall be of sufficient lengths so that a single, continuous length of sign post extends from the top of the sign to the required embedment in the anchor. Splicing of the sign post shall NOT be allowed. For installations in soil, Type I steel posts shall be mounted on either a standard anchor, with soil stabilizer plate, or on a Type D breakaway sign support. Refer to Sheeting Sign Detail Sheet 1 of 2 for installation details for a standard anchor with soil stabilizer plate. When installing a standard anchor with soil stabilizer plate, if solid rock is encountered, the Contractor shall drill a hole to the required depth into the rock, install the anchor into the hole, and backfill the anchor post with concrete, or other method approved by the Engineer. The cost shall be incidental to Type I steel post, and a soil stabilizer plate will not be required. Refer to Standard Drawing RGX-065, current edition, for installation details of Type D breakaway sign supports. Approved manufacturers for Type D breakaway sign supports have been placed on the list of approved materials. For installations to be installed on sufficiently cured existing concrete, such as a sidewalk, concrete median, etc., Type I steel posts shall be mounted on a Type D Surface Mount. For Type D Surface Mounts use only Redi-Torque Model 280 Surface Mount Slip Base Assembly (part number SMSB) by Xcessories Squared of Auburn, IL. Prior to installation, the Contractor shall submit to the Engineer shop drawings of the Type D Surface Mount. Install the Type D Surface Mount according to all the applicable requirements of the manufacturer (see shop drawings). During installation of the Type D Surface Mount, if the existing concrete surface is not flat (i.e. has a slope), galvanized metal shims may be required to ensure the surface mount base is level and plumb. If a Type D breakaway sign support is specified for a location that has an asphalt surface, the Contractor shall install the Type D breakaway sign support detailed on Standard Drawing RGX-065, current edition. All steel post shall meet the requirements of Section 832. All hardware including, but not limited to, sign post anchors, soil stabilizer plates, nuts, bolts, washers, fasteners, fittings, shims, and bracing, or any other incidentals necessary to erect the signs shall be furnished by the Contractor and will be incidental to the work.

New concrete bases, posts, support anchors, signs, etc. are to be installed prior to dismantling any existing sign(s). The removal of existing signs, posts, and support anchors is to be performed concurrently with the installation of new signs, posts, and support anchors, under the same lane closure during the same work shift. Completely remove existing sign support anchors or remove them to a minimum depth of six (6) inches below existing ground line and backfill the disturbed area to the existing ground line.

When listed on the plans and/or summaries, fabricate Reflective Sign Post Panels from .080 gauge aluminum alloy 5052-H38 or 6061-T6, in accordance with ASTM B-209 and to the size(s) specified. Prepare the side of the aluminum sheet to receive the retroreflective background material according to the recommendations of the sheeting and retroreflective material manufacturer(s). Sheeting for the Reflective Sign Post Panels shall be the same Type and color as the sign installed on the post. Examples include:

- Red, fluorescent yellow, and fluorescent yellow-green (Type XI Sheeting)
- White and yellow (Type XI Sheeting)

Signing
Page 3 of 8

Reflective Sign Post Panels shall be 2 inches wide and will typically have a height of 60 inches for rural installations and typically have a height of 84 inches for urban installations. There will be certain instances where a proposed Reflective Sign Post Panel will have a height dimension less than 60 inches; typically, this will be when the bottom of the bottom-most sign is mounted lower than the standard 5 ft minimum mounting height (e.g. 3 ft or 4 ft mount heights). In those cases, the height of the Reflective Sign Post Panel is expected to closely match (within 1-2 inches) the distance between the top of the anchor or support to the bottom edge of the bottom-most sign. Reflective Sign Post Panels shall have three 3/8" holes (one hole in the top 3", one hole near the center, and one hole in the bottom 3") that align with the holes on the Type I steel post.

All manufactured sheeting signs shall be free of visual defects including, but not limited to: cracks, tears, ridges, humps, discoloration, etc., and defective signs shall be replaced at no additional cost to the Department.

All sign blanks shall be hole punched by the manufacturer for either horizontal or vertical installation. Attach all aluminum sheeting signs to square post with 3/8" all steel rivets and nylon washers. Use bracing as indicated on the plans, summaries, and/or standard signing detail sheets, and/or when directed by the Engineer and/or District Traffic Engineer.

All sign posts shall be attached to anchors with 5/16" corner bolts and 5/16" flanged nuts, and all post and anchor cuts shall be treated with a Cold Galvanizing Compound spray.

Sign posts shall be erected vertically by using a bubble level. The tolerance shall be a two (2) degree angle in any direction. For locations where more than one sign is mounted beside each other, the posts shall be spaced to provide approximately six inches (6") of spacing between signs.

- E. Remove & Relocate Sheet Signs.** When listed on the plans and/or summaries, and/or as directed by the Engineer and/or District Traffic Engineer, remove the specified existing sheet sign(s) from the existing post(s) and reinstall on a new sign post. Once the specified existing sheet sign(s) have been removed and relocated, and if the existing sign post(s) are no longer needed to support other existing signs, removal of the existing sign post(s) will be paid under the bid item REMOVE SIGN. If any of the existing hardware components (bracing, brackets, bolts, rivets, etc.) are found to have pre-existing damage or are damaged during the Contractor's removal and reinstallation efforts, the Contractor shall provide the necessary replacement hardware for proper re-installation of the sheet sign. These components shall be incidental to the bid item REMOVE AND RELOCATE SHEET SIGNS.

Prior to removing and reinstalling a sheet sign, the Contractor shall first review the existing sheet sign for damage. It is the Contractor's responsibility to notify the Engineer of any existing sheet sign damage prior to removal and relocation of the sheet sign, so that it can be documented that the existing sheet sign had pre-existing damage. If the Contractor does not make the Engineer aware of pre-existing damage prior to detaching the sheet sign from its existing post, the Department will assume the damage was the result of the Contractor's removal and reinstallation efforts. The Contractor shall replace any sheet signs that are damaged during the removal and reinstallation efforts. Replacement of sheet signs damaged by the Contractor shall be incidental to the bid item REMOVE AND RELOCATE SHEET SIGNS.

Signing
Page 4 of 8

If the existing sheet sign is found to have pre-existing damage, the Department will provide the Contractor with a new sheet sign to replace the sheet sign with pre-existing damage. Detaching the existing, damaged sheet sign from the existing post and attaching the new, Department-provided sheet sign to the new sign post shall be incidental to the bid item REMOVE AND RELOCATE SHEET SIGNS.

- F. Remove & Relocate Sign Assemblies.** When listed on the plans and/or summaries, and/or as directed by the Engineer and/or District Traffic Engineer, remove the specified existing sign assemblies from the existing location and reinstall in a new location. The Department will consider all signs attached to one or more connected posts as a single sign assembly, no matter how many signs are attached to the existing sign assembly. If any of the existing hardware components (bracing, brackets, bolts, rivets, etc.) are found to have pre-existing damage or are damaged during the Contractor's removal and reinstallation efforts, the Contractor shall provide the necessary replacement hardware for proper re-installation of the sign assembly. These components shall be incidental to the bid item REMOVE AND RELOCATE SIGN ASSEMBLY.

Prior to removing and relocating a sign assembly, the Contractor shall review the existing sign(s) and sign post(s) for damage. It is the Contractor's responsibility to notify the Engineer of any sign or sign post damage prior to removal and relocation of the sign assembly, so that it can be documented that the existing sign and/or sign post had pre-existing damage. If the Contractor does not make the Department aware of pre-existing damage prior to removing a sign assembly from its existing location, the Department will assume the damage was the result of the Contractor's removal and reinstallation efforts. The Contractor shall replace any components of a sign assembly that are damaged during removal and relocation. Replacement of any components damaged by the Contractor shall be incidental to the bid item REMOVE AND RELOCATE SIGN ASSEMBLY.

If an existing sign that is part of a sign assembly to be removed and relocated is found to have pre-existing damage, the Department will provide the Contractor with a new sign to replace the sign with pre-existing damage. Detaching the existing, damaged sign from the existing post and attaching the new, Department-provided sign to the relocated existing post shall be incidental to the bid item REMOVE AND RELOCATE SIGN ASSEMBLY.

If an existing sign assembly that is to be removed and relocated is found to not have an existing soil stabilizer plate, or if the soil stabilizer plate and/or anchor is damaged during removal, then a new soil stabilizer plate and/or anchor shall be provided by the Contractor and shall be incidental to the bid item REMOVE AND RELOCATE SIGN ASSEMBLY.

If an existing sign assembly that is being relocated is not currently mounted on a Type D breakaway sign support, but the plans and/or summaries indicate, or wind load standards dictate, a Type D breakaway sign support or a Type D Surface Mount is required, provide and install the specified Type D support as part of the removal and reinstallation efforts. Type D breakaway sign supports shall be paid under the bid item GMSS TYPE D and Type D Surface Mount supports shall be paid under the bid item GMSS TYPE D (SURFACE MOUNT).

If an existing sign that is being relocated is found to have pre-existing damage to one or more of the sign post, the Department will NOT utilize the bid item REMOVE AND RELOCATE SIGN ASSEMBLY for removing and relocating such a sign assembly. Instead, the Department will require the Contractor

Signing
Page 5 of 8

to install a new sign post(s) at the new location, and pay for the new post(s) under the bid item STEEL POST TYPE I. Detaching the existing sign(s) from the existing, damaged post(s) and attaching the existing sign(s) to the new sign post(s) shall be incidental to the bid item STEEL POST TYPE I. Any hardware that is needed to complete the installation shall also be incidental to the bid item STEEL POST TYPE I. Removal of the existing damaged post(s) and any other sign components not needed will be paid under the bid item REMOVE SIGN.

- G. Property Damage.** The Contractor shall be responsible for all damage to public and/or private property resulting from the Contractor's activities. Repair or replace damaged roadway features in like kind materials and design as directed by the Engineer at no additional cost to the Department. Repair or replace damaged private property in like kind materials and design to the satisfaction of the owner and the Engineer at no additional cost to the Department.
- H. Coordination with Utility Companies.** Locate all underground, above ground, and overhead utilities prior to beginning construction. Be responsible for contacting and maintaining liaison with all utility companies that have utilities located within the project limits. Do not disturb existing overhead or underground utilities. It is not anticipated that any utility facilities will need to be relocated and/or adjusted; however, in the event that it is discovered that the work does require that utilities be relocated and/or adjusted, the utility companies will work concurrently with the Contractor while relocating their facilities. Be responsible for repairing all utility damage that occurs due to the Contractor's operations at no additional cost to the Department. NOTIFY THE ENGINEER AND THE UTILITY OWNER(S) IMMEDIATELY WHEN IT IS DISCOVERED OR ANTICIPATED THAT ANY UTILITY CONFLICT COULD DELAY THE CONTRACTOR'S OPERATIONS. If the total delay exceeds ten working days, an extension of the specified completion date will be negotiated with the Contractor for delay to the Contractor's work; however, no extension will be granted for any delay caused by the Contractor's failure to notify the Engineer and/or the utility company as specified above when a conflict is discovered or anticipated as specified.
- I. Caution.** The information in this proposal and the type of work listed herein are approximate only and are not to be taken as an exact evaluation of the materials and conditions to be encountered during construction; the bidder must draw his/her own conclusions when developing the Unit Bid Prices for each bid item. As such, if the conditions encountered are not in accordance with the information shown, the Department does not guarantee any changes to the Unit Bid Prices nor extension of the contract will be considered. The Department will pay for bid item quantity overruns, but only if pre-approved by the Engineer.
- J. Control.** Perform all work under the absolute control of the Department. Obtain the Engineer's approval of all designs required to be furnished by the Contractor prior to incorporation into the work. The Department reserves the right to have other work performed by other contractors and its own forces, and to permit public utility companies and others to do work during the construction within the limits of, or adjacent to, the project. Conduct operations and cooperate with such other parties so that interference with such other work will be reduced to a minimum. The Department will not honor any claims for money or time extension created by the operations of such other parties.

Signing
Page 6 of 8

Should a difference of opinion arise as to the rights of the Contractor and others working within the limits of, or adjacent to, the project, the Engineer will decide as to the respective rights of the various parties involved in order to assure the completion of the Department's work in general harmony and in a satisfactory manner, and the Engineer's decision shall be final and binding upon the Contractor.

- K. Clean Up, Disposal of Waste.** Clean up the project area as work progresses. Dispose of all removed concrete, debris, and other waste as per Section 204.03.08. The Department will incur no cost to obtain the disposal sites. The Department will NOT make direct payment for disposal of waste and debris from the project. Existing anchors, signs, posts, and any other hardware or material removed from the site are to become the property of the Contractor. See Special Provision for Waste and Borrow Sites.
- L. Final Dressing, Seeding and Protection.** Grade all disturbed areas to blend with the adjacent roadways features and to provide a suitable seed bed. Apply Class A Final Dressing to all disturbed areas, both on and off the Right-of-Way. Sow all disturbed earthen areas with the applicable seed mixture(s) according to Section 212.03.03.
- M. Erosion Control.** See Special Note for Erosion Control.

IV. METHOD OF MEASUREMENT

- A. Maintain and Control Traffic.** See Traffic Control Plan.
- B. Site Preparation.** Other than the bid items listed, the Department will NOT measure Site Preparation for payment, but shall be incidental to the project bid items.
- C. Signs and Reflective Sign Post Panels.** The Department will measure the finished in-place area of signs in Square Feet.
- D. Sign Posts.** The Department will measure the finished in-place length of sign posts in Linear Feet, from the top of the anchor, or top of the sign support, to the top of the sign post. Laps, cutoffs, excess, and waste will NOT be measured for payment.
- E. Type D Breakaway Sign Supports.** The Department will measure Type D breakaway sign supports as Each support installed.
- F. Type D Surface Mounts.** The Department will measure Type D Surface Mounts as Each surface mount installed.
- G. Class A Concrete for Signs.** The Department will measure the Class A Concrete used in conjunction with Type D breakaway sign support installations in Cubic Yards. Any concrete that is required as backfill due to hitting rock during a standard installation shall be incidental to the bid item STEEL POST TYPE I, and soil stabilizers will not be required.

Signing
Page 7 of 8

- H. Clean Up, Disposal of Waste, Final Dressing, Seeding and Protection.** The Department will NOT measure for payment the following activities: Clean Up, Disposal of Waste, and Final Dressing. These activities shall be incidental. Seeding and Protection shall be measured according to Section 212.
- I. Erosion Control.** See Special Note for Erosion Control.
- J. Remove Sign.** The Department will consider all signs attached to one or more connected posts as a single sign. The Department will measure as Each sign assembly removed and NOT each individual sign removed.
- K. Remove & Relocate Sheet Signs.** The Department will measure sheet signs removed from an existing sign post and reinstalled on a new sign post as Each sheet sign removed and reinstalled. as indicated in the contract documents, or as directed by the Engineer. The new sign post shall be measured as indicated in paragraph D. of this section.
- L. Remove & Relocate Sign Assemblies.** The Department will consider all signs attached to one or more connected posts as a single sign assembly. When the contract documents indicate that an existing sign assembly is to be removed from its existing location and reinstalled in a new location, the Department will measure and pay for "Remove and Relocate Sign Assembly" as each sign assembly removed and relocated; NOT each individual sign removed and relocated.
- M. Items Provided by KYTC.** The Department will NOT measure for payment the installation of signs and/or surface mounts provided by KYTC. These activities shall be incidental to the bid item STEEL POST TYPE I.

V. BASIS OF PAYMENT

- A. Maintain and Control Traffic.** See Traffic Control Plan.
- B. Signs and Reflective Sign Post Panels.** The Department will make payment for the completed and accepted quantities under the bid item SBM ALUM SHEET SIGNS .125 IN or .080 IN. The Department will consider payment full compensation for all work and incidentals necessary to install the signs, as required by these notes and the details found elsewhere in the plans/proposal, at the locations indicated on the summary sheets, plans, and/or as directed by the Engineer.
- C. Sign Posts.** The Department will make payment for the completed and accepted quantities under the bid item STEEL POST TYPE I. The Department will consider payment full compensation for all work and incidentals necessary to install the sign posts as required by these notes and the details found elsewhere in the plans/proposal.
- D. Type D Breakaway Sign Supports.** The Department will make payment for the completed and accepted quantities under the bid item GMSS TYPE D. The Department will consider payment full compensation for all work and incidentals necessary to install the Type D breakaway sign supports as required by Standard Drawing RGX-065, current edition.

Signing
Page 8 of 8

- E. Type D Surface Mounts.** The Department will make payment for the completed and accepted quantities under the bid item GMSS TYPE D (SURFACE MOUNT). The Department will consider payment full compensation for all work and incidentals necessary to install the Type D surface mounts according to all applicable manufacturer requirements.
NOTE: The permissible Type D Surface Mount alternative is: Redi-Torque Model 280 Surface Mount Slip Base Assembly (part number SMSB) by Xcessories Squared of Auburn, IL.
- F. Class A Concrete for Signs.** The Department will make payment for the completed and accepted quantities, used in conjunction with Type D breakaway sign support installations, under the bid item CLASS A CONCRETE FOR SIGNS. The Department will consider payment full compensation for all work and incidentals necessary to install the concrete as required by Standard Drawing RGX-065, current edition.
- G. Remove Sign.** The Department will make payment for the completed and accepted quantities under the bid item REMOVE SIGN. The Department will consider payment full compensation for all work and incidentals necessary to remove the existing signs, posts, anchors, and any other sign material or hardware, from the locations indicated on the summary sheets, plans, and/or as directed by the Engineer.
- H. Remove & Relocate Sheet Signs.** The Department will make payment for the completed and accepted quantities under the bid item REMOVE AND RELOCATE SHEET SIGNS. Any hardware that is needed to complete the removal and reinstallation shall be incidental. The Department will consider payment full compensation for all work and incidentals necessary to remove and reinstall the existing sheet signs as indicated on the plans, summaries, and/or as directed by the Engineer.
- I. Remove & Relocate Sign Assemblies.** The Department will make payment for the completed and accepted quantities under the bid item REMOVE AND RELOCATE SIGN ASSEMBLY. Any hardware that is needed to complete the removal and reinstallation shall be incidental. The Department will consider payment full compensation for all work and incidentals necessary to remove and reinstall the existing sign assembly as indicated on the plans, summaries, and/or as directed by the Engineer.
- J. Erosion Control.** See Special Note for Erosion Control.

Special Note for Qwick Curb Median Separator

I. DESCRIPTION

Except as provided herein, perform all work in accordance with the Department's Standard Specifications, interim Supplemental Specifications, Standard and Sepia Drawings, and Special Notes and Special Provisions, current editions. Article references are to the Standard Specifications. This project shall consist of furnishing all labor, equipment, materials, and incidentals for the following:

- (1) Maintaining and Controlling Traffic; (2) Installing Qwick Kurb® brand lane separator curb; and
- (3) All other work specified in the Contract.

II. MATERIALS

All materials shall be sampled and tested in accordance with the Department's Sampling Manual and the materials shall be available for sampling a sufficient time in advance of the use of the materials to allow for the necessary time for testing unless otherwise specified in these Notes.

A. Maintain and Control Traffic. See Traffic Control Plan.

B. Lane Separator Curb. Furnish Qwick Kurb® brand lane separator curb guidance system that includes modular longitudinal curb sections, transition end sections, and upright delineator posts/panels. The longitudinal units of the system shall interface with each other to form a continuous longitudinal channelizing system. The design of the system shall allow a radius or curve as needed by roadway geometry. The complete system shall be compliant with NCHRP 350 or MASH. Manufacturer's documentation validating this compliance shall be provided to the Engineer prior to installation. System color shall match the adjacent pavement marking color.

- 1. Longitudinal Units.** The longitudinal units shall have a mountable design to allow for emergency vehicle crossovers. The longitudinal units shall be designed to allow for cross drainage under the units. Individual units of the system shall have a minimum length of 40 inches, maximum height of 4 inches and maximum width of 12 inches. The longitudinal base shall include retroreflective markings to match the system color. At least one upright post is required for each longitudinal curb unit.
- 2. Upright Posts.** Upright posts shall be a minimum of 26 inches in height and a minimum of 2 inches in width. Upright posts are to be uniformly spaced at intervals no greater than 44 inches along the system. Post color should match the longitudinal curb unit and adjacent pavement marking color. Each post shall have retroreflective markings of color matching the post, longitudinal system, and adjacent pavement marking. Upright posts should be easily replaceable under traffic conditions and shall be fabricated to withstand repeated impacts and return to a complete upright position with minimal maintenance to the unit.

Qwick Curb Median Separator
Page 2 of 2

III. CONSTRUCTION METHODS

- A. **Maintain and Control Traffic.** See Traffic Control Plan.
- B. **Site Preparation.** Be responsible for all site preparation including, but not limited to: clearing and grubbing, staking, excavation, backfill, and removal of obstructions or any other material not covered by other items. Perform site preparation only as approved or directed by the Engineer.
- C. **Lane Separator Curb.** Assemble and fasten the lane separator curb system to the underlying pavement or bridge deck according to the manufacturer's recommendations.
- D. **Property Damage.** The Contractor shall be responsible for all damage to public and/or private property resulting from the Contractor's activities. Repair or replace damaged roadway features in like kind materials and design as directed by the Engineer at no additional cost to the Department. Repair or replace damaged private property in like kind materials and design to the satisfaction of the owner and the Engineer at no additional cost to the Department.
- E. **Caution.** The information in this proposal and the type of work listed herein are approximate only and are not to be taken as an exact evaluation of the materials and conditions to be encountered during construction; the bidder must draw his/her own conclusions when developing the Unit Bid Prices for each bid item. As such, if the conditions encountered are not in accordance with the information shown, the Department does not guarantee any changes to the Unit Bid Prices nor extension of the contract will be considered. The Department will pay for bid item quantity overruns, but only if pre-approved by the Engineer.

IV. METHOD OF MEASUREMENT

- A. **Maintain and Control Traffic.** See Traffic Control Plan.
- B. **Site Preparation.** Other than the bid items listed, the Department will NOT measure Site Preparation for payment, but shall be incidental to the project bid items.
- C. **Lane Separator Curb.** The Department will measure Qwick Kurb® brand lane separator curb in Linear Feet.

V. BASIS OF PAYMENT

- A. **Maintain and Control Traffic.** See Traffic Control Plan.
- B. **Lane Separator Curb.** The Department will make payment for the completed and accepted quantities under the bid item "Qwick Curb Median Separator." Payment at the Contract unit price per linear foot shall be full compensation for furnishing all materials, equipment, tools, hardware, labor, and incidentals necessary to properly install the Qwick Kurb® brand lane separator curb according to the manufacturer's installation instructions, these notes, and/or as directed by the Engineer.

Special Note for Completion Date & Liquidated Damages

I. COMPLETION DATE

The ultimate fixed completion date for this project will be 10/15/2025. Liquidated Damages for failure to complete the project on time will be assessed following Section 108.09.

II. LIQUIDATED DAMAGES

In addition to the requirements of Section 108.09, the Department will assess Liquidated Damages in the amount of **\$1,000** per hour for each hour, or fraction of an hour, for any and all lane closures that are in place beyond the time frame(s) noted in the Traffic Control Plan and approved by the Engineer.

Contrary to Section 108.09, Liquidated Damages will be assessed regardless of whether seasonal limitations prohibit the Contractor from performing work on the controlling operation.

NOTE: At the sole discretion of the Engineer, all, or part, of these Liquidated Damages may be waived due to unforeseen circumstances, such as unexpected weather.

Contrary to Section 108.09, Liquidated Damages will be assessed for the months of December through March.

All liquidated damages will be applied accumulatively.

All other applicable portions of Section 108 apply.

SPECIAL PROVISION FOR WASTE AND BORROW SITES

Obtain U.S. Army Corps of Engineer's approval before utilizing a waste or borrow site that involves "Waters of the United States". The Corps of Engineers defines "Waters of the United States" as perennial or intermittent streams, ponds or wetlands. The Corps of Engineers also considers ephemeral streams, typically dry except during rainfall but having a defined drainage channel, to be jurisdictional waters. Direct questions concerning any potential impacts to "Waters of the United States" to the attention of the appropriate District Office for the Corps of Engineers for a determination prior to disturbance. Be responsible for any fees associated with obtaining approval for waste and borrow sites from the U.S. Army Corps of Engineer or other appropriate regulatory agencies.

1-296 Waste & Borrow Sites
01/02/2012

SPECIAL NOTE FOR NON-TRACKING TACK COAT

1. DESCRIPTION AND USEAGE. This specification covers the requirements and practices for applying a non-tracking tack asphalt coating. Place this material on the existing pavement course, prior to placement of a new asphalt pavement layer. Use when expedited paving is necessary or when asphalt tracking would negatively impact the surrounding area. This material is not suitable for other uses. Ensure material can “break” within 15 minutes under conditions listed in 3.2.

2. MATERIALS, EQUIPMENT, AND PERSONNEL.

2.1 Non-Tracking Tack. Provide material conforming to Subsection 2.1.1.

2.1.1 Provide a tack conforming to the following material requirements:

Property	Specification	Test Procedure
Viscosity, SFS, 77 ° F	20 – 100	AASHTO T 72
Sieve, %	0.3 max.	AASHTO T 59
Asphalt Residue ¹ , %	50 min.	AASHTO T 59
Oil Distillate, %	1.0 max.	AASHTO T 59
Residue Penetration, 77 ° F	0 - 30	AASHTO T 49
Original Dynamic Shear (G*/sin δ), 82 ° C	1.0 min.	AASHTO T 315
Softening Point, ° F	149 min.	AASHTO T 53
Solubility, %	97.5 min.	AASHTO T 44

¹ Bring sample to 212 °F over a 10-15 minute period. Maintain 212 °F for 15-20 minutes or until 30-40 mL of water has distilled. Continue distillation as specified in T59.

2.2. Equipment. Provide a distributor truck capable of heating, circulating, and spraying the tack between 170 °F and 180 °F. Do not exceed 180 °F. Circulate the material while heating. Provide the correct nozzles that is recommend by the producer to ensure proper coverage of tack is obtained. Ensure the bar can be raised to between 14” and 18” from the roadway.

2.3. Personnel. Ensure the tack supplier has provided training to the contractor on the installation procedures for this product. Make a technical representative from the supplier available at the request of the Engineer.

3. CONSTRUCTION.

3.1 Surface Preparation. Prior to the application of the non-tracking tack, ensure the pavement surface is thoroughly dry and free from dust or any other debris that would inhibit adhesion. Clean the surface by scraping, sweeping, and the use of compressed air. Ensure this preparation process occurs shortly before application to prevent the return of debris on to the pavement. If rain is expected within one hour after application, do not apply material. Apply material only when the surface is dry, and no precipitation is expected.

3.2 Non-tracking Tack Application. Placement of non-tracking tack is not permitted from October 1st to May 15th. When applying material, ensure the roadway temperature is a minimum of 40°F and rising. Prior to application, demonstrate competence in applying the tack according to this note to the satisfaction of the Engineer. Heat the tack in the distributor to between 170 – 180 °F. After the initial heating, between 170 – 180 °F, the material may be sprayed between 165 °F and 180 °F. Do not apply outside this temperature range. Apply material at a minimum rate of 0.70 pounds (0.08 gallons) per square yard. Ensure full coverage of the material on the pavement surface. Full coverage of this material is critical. Increase material application rate if needed to achieve full coverage. Schedule the work so that, at the end of the day's production, all non-tracking tack is covered with the asphalt mixture. If for some reason the non-tracking tack cannot be covered by an asphalt mixture, ensure the non-tracking tack material is clean and reapply the non-tracking tack prior to placing the asphalt mixture. Do not heat material more than twice in one day.

3.3 Non-tracking Tack Certification. Furnish the tack certification to the Engineer stating the material conforms to all requirements herein prior to use.

3.4 Sampling and Testing. The Department will require a sample of non-tracking tack be taken from the distributor at a rate of one sample per 15,000 tons of mix. Take two 1 gallon samples of the heated material and forward the sample to the Division of Materials for testing within 7 days. Ensure the product temperature is between 170 and 180 °F at the time of sampling.

4. MEASUREMENT. The Department will measure the quantity of non-tracking tack in tons. The Department will not measure for payment any extra materials, labor, methods, equipment, or construction techniques used to satisfy the requirements of this note. The Department will not measure for payment any trial applications of non-tracking tack, the cleaning of the pavement surface, or furnishing and placing the non-tracking tack. The Department will consider all such items incidental to the non-tracking tack.
5. PAYMENT. The Department will pay for the non-tracking tack at the Contract unit bid price and apply an adjustment for each manufacturer's lot of material based on the degree of compliance as defined in the following schedule. Non-tracking tack will not be permitted for use from October 1st to May 15th. During this timeframe, the department will allow the use of an approved asphalt emulsion in lieu of a non-tracking tack product but will not adjust the unit bid price of the material. When a sample fails on two or more tests, the Department may add the deductions, but the total deduction will not exceed 100 percent.

Non-Tracking Tack Price Adjustment Schedule						
Test	Specification	100% Pay	90% Pay	80% Pay	50% Pay	0% Pay
Viscosity, SFS, 77 ° F	20 – 100	19 - 102	17 - 18	15 - 16	14	≤13
			103 - 105	106 - 107	108 - 109	≥ 110
Sieve, %	0.30 max.	≤ 0.40	0.41 - 0.50	0.51 - 0.60	0.61 - 0.70	≥ 0.71
Asphalt Residue, %	50 min.	≥49.0	48.5 – 48.9	48.0 – 48.4	47.5-47.9	≤ 47.4
Oil Distillate, %	1.0 max.	≤1.0	1.1-1.5	1.6 - 1.7	1.8-1.9	>2.0
Residue Penetration, 77 ° F.	30 max.	≤ 31	32 - 33	34 - 35	36 - 37	≥ 38
Original Dynamic Shear (G*/sin δ), 82 ° C	1.0 min.	≥0.95	0.92 – 0.94	0.90 – 0.91	0.85 - 0.89	≤ 0.84
Softening Point, ° F	149 min.	≥145	142 - 144	140 - 141	138 - 139	≤ 137
Solubility, %	97.5 min.	≥ 97.0	96.8 – 96.9	96.6 – 96.7	96.4 – 96.5	≤ 96.3

<u>Code</u>	<u>Pay Item</u>	<u>Pay Unit</u>
24970EC	Asphalt Material for Tack Non-Tracking	Ton

Revised: May 23, 2022

COORDINATION OF WORK WITH OTHER CONTRACTS

Be advised, there may be an active project(s) adjacent to or within this project. The Engineer will coordinate the work of the Contractors. See Section 105.06.

1-3193 Coordination Contracts
01/02/2012

SPECIAL NOTE FOR DOUBLE ASPHALT SEAL COAT

Use RS-2 or RS-2C asphalt material that is compatible with the seal aggregate. Apply the first course of asphalt seal coat at the rate of 3.2 lbs/sy of asphalt and 30 lbs/sy of size #78 seal coat aggregate. Apply the second course at 2.8 lbs/sy of asphalt and 20 lbs/sy of size #9M seal coat aggregate. The Engineer may adjust the rate of application as conditions warrant. Use caution in applying liquid asphalt material to avoid over spray getting on curbs, gutter, barrier walls, bridges, guardrail, and other roadway appurtenances.

The Department will not measure any surface preparation required prior to applying the asphalt seal coat, but shall be incidental to “Asphalt Material for Asphalt Seal Coat”.

1-3215 Double Asphalt Seal Coat
01/02/2012

**SPECIAL NOTE FOR
ASPHALT MILLING AND TEXTURING**

Begin paving operations within **48 hours** of commencement of the milling operation. Continue paving operations continuously until completed. If paving operations are not begun within this time period, the Department will assess liquidated damages at the rate prescribed by Section 108.09 until such time as paving operations are begun.

Take possession of the millings and recycle the millings or dispose of the millings off the Right-of-Way at sites obtained by the Contractor at no additional cost to the Department.

1-3520 48 hours Contractor keeps millings
01/2/2012

SPECIAL NOTE FOR TYPICAL SECTION DIMENSIONS

Consider the dimensions shown on the typical sections for pavement and shoulder widths and thickness' to be nominal or typical dimensions. The Engineer may direct or approve varying the actual dimensions to be constructed to fit existing conditions. Do not widen existing pavement or shoulders unless specified elsewhere in this proposal or directed by the engineer.

1-3725 Typical Section Dimensions
01/02/2012

TRAFFIC CONTROL PLAN

TRAFFIC CONTROL GENERAL

Except as provided herein, traffic shall be maintained in accordance with the current editions of the Manual on Uniform Traffic Control Devices (MUTCD), Standard Specifications, Supplemental Specifications, and the Standard and Sepia Drawings. Except for the roadway and traffic control bid items listed, all items of work necessary to maintain and control traffic shall be paid at the lump sum bid price to "Maintain and Control Traffic".

Contrary to Section 106.01, traffic control devices used on this project may be new, or used in like new condition, at the beginning of the work and maintained in like new condition until completion of the work. Any temporary traffic control items, devices, materials, and incidentals shall remain the property of the contractor unless otherwise addressed, when no longer needed.

PROJECT PHASING & CONSTRUCTION PROCEDURES

Maintain one 11 ft. lane of traffic in each direction on US 68 at all times during construction. At locations with two lanes on KY 242 and Rockfield Browning Road, maintain alternating one-way traffic during construction and provide a minimum clear lane width of 11 feet. NOTE: During any lane closure make provisions for the passage of vehicles of up to 16 feet in width. If traffic should be stopped due to construction operations, and a school bus or emergency vehicle on an official run arrives on the scene, make provisions for the passage of the school bus or emergency vehicle as quickly as possible.

The Department will allow night work on this project. Obtain the Engineer's approval of the method of lighting prior to performing night work.

Take these restrictions into account in submitting bid. The Department will not consider any claims for money or grant contract time extensions for any delays to the Contractor as a result of these restrictions.

Construction Phasing for RCUT construction between Sta. 99+80 – Sta. 128+50:

1. Close US 68 Eastbound outside (slow/right) lane. Construct the proposed southern loon and RT widening up to the final base course. Construct KY 242 right turn lane and KY 242 construction up to the final base course. Maintain KY 242 traffic on existing pavement with narrowed lanes.
2. Close US 68 Westbound outside (slow/right) lane. Construct the proposed northern Loon and LT widening up to the final base course.
3. Close US 68 Eastbound and Westbound inside (fast/left) lanes from Beginning to Rockfield Browning Road, maintaining required lane closure taper lengths. Construct the proposed southern U-turn lane and U-turn median crossover up to the final base course. Maintain left turn from Rockfield Browning Road onto US 68 Eastbound until southern U-turn median crossover is functional.
4. Under Phase 3 lane closures, close median for left turn from Rockfield Browning Road. Construct Barrier Median and Delineators.
5. Close US 68 Eastbound and Westbound inside (fast/left) lanes from KY 242 to End, maintaining required lane closure taper lengths. Construct the proposed northern U-turn lane and U-turn median crossover up to the final base course. Maintain left turn from KY 242 onto US 68 Westbound until northern U-turn median crossover is functional.
6. Under Phase 5 lane closures, close median for left turn from KY 242. Construct Barrier Median and Delineators.

Traffic Control Plan
Page 2 of 9

7. Mill existing travel lanes and pave all surface asphalt using lane closures.

Notes:

- U-turn lanes and loons must be constructed and open to traffic prior to the closure of the left turn lanes.
- Access to entrances shall be maintained through all phases of construction.

For all other construction activities, utilize lane shifts and shoulder closures. This may require part-width construction of certain elements. Provide a minimum clear lane width of 11 feet; however, provide for passage of vehicles of up to 16 feet in width. If traffic should be stopped due to construction operations, and a school bus or emergency vehicle on an official run arrives on the scene, make provisions for the passage of the school bus or emergency vehicle as quickly as possible.

Unless otherwise approved by the Engineer, no lane closures will be allowed during the following times:

Easter Weekend	3 pm Friday, April 18, 2025 – 8 pm Sunday, April 20, 2025
Memorial Day Weekend	3 pm Friday, May 23, 2025 – 8 pm Monday, May 26, 2025
Independence Day	7 am Friday, July 4, 2025 – 8 pm Sunday, July 6, 2025
Labor Day Weekend	3 pm Friday, August 29, 2025 – 8 pm Monday, September 1, 2025

At the discretion of the Engineer, additional days and hours may be specified when lane closures will not be allowed.

The Department will provide public notification regarding lane closures. The Contractor shall submit proposed lane closure days and times to the Engineer at least 14 calendar days in advance for approval. Liquidated Damages will be assessed for each hour or fraction of an hour that a lane closure is in place outside of an approved time period. See the Special Notes for Completion Dates & Liquidated Damages for details on the Liquidated Damages amount.

LANE CLOSURES

Do not leave lane closures in place during prohibited periods. Except for the work specifically outlined in the phasing notes and plans to be performed under a lane closure (i.e. US 68 widening and median work), do not leave lane closures in place during the Contractor's non-working hours, unless otherwise approved by the Engineer. Contrary to Section 112.04.17, long-term lane closures will not be measured for payment, but shall be incidental to Maintain and Control Traffic.

TRUCK MOUNTED ATTENUATORS

If traffic lanes are closed without the use of temporary barrier wall, use Truck Mounted Attenuators. Furnish and install Truck Mounted Attenuators in advance of work areas when workers will be within 20 feet from traffic. If there is less than 500 feet between work sites, only a single TMA will be required. The TMAs shall be located at the individual work sites and shall be moved as the work zone moves within the project limits. All details of the TMA installations are to follow manufacture recommendations and approved by the Engineer. Truck Mounted Attenuators shall be incidental to Maintain and Control Traffic.

Traffic Control Plan
Page 3 of 9

TEMPORARY SIGNS

Temporary signposts and splices shall be compliant with NCHRP 350 or MASH. Manufacturer's documentation validating this compliance shall be provided to the Engineer prior to installation. Temporary signs, including any splices, shall be installed according to manufacturer's specifications and installation recommendations. Contrary to section 112.04.02, only long-term temporary signs (temporary signs intended to be continuously in place for more than 3 days) will be measured for payment. Short-term temporary signs (temporary signs intended to be left in place for 3 days or less) will not be measured for payment but will be incidental to Maintain and Control Traffic.

CHANGEABLE MESSAGE SIGNS

Provide changeable message signs in advance of and within the project at locations determined by the Engineer. If work is in progress concurrently in both directions or if more than one lane closure is in place in the same direction of travel, provide additional changeable message signs as directed by the Engineer. Place changeable message signs approximately one mile in advance of the anticipated queue at each lane closure. As the actual queue lengthens and/or shortens, relocate or provide additional changeable message signs so that traffic has warning of slowed or stopped traffic at least one mile but not more than two miles before reaching the end of the actual queue. The Engineer may vary the designated locations as the work progresses. The Engineer will determine the messages to be displayed. In the event of damage or mechanical/electrical failure, repair or replace the Changeable Message Sign. If the damage or mechanical/electrical failure is identified during active work operations, repair or replace the Changeable Message Sign within 6 hours. If the damage or mechanical/electrical failure is identified when there are no active work operations on the project, repair or replace the Changeable Message Sign within 12 hours. The Department will measure for payment the maximum number of Changeable Message Signs in concurrent use at the same time on a single day on all sections of the contract. The Department will measure individual Changeable Message Signs only once for payment, regardless of how many times they are set, reset, removed, and/or relocated during the duration of the project. The Department will not measure for payment any replacements for damaged Changeable Message Signs or any changeable message signs the Engineer directs to be replaced due to poor condition or readability. Retain possession of the Changeable Message Signs upon completion of the work.

ARROW PANELS

Use arrow panels as shown on the Standard Drawings or as directed by the Engineer. The Department will measure for payment the maximum number of arrow panels in concurrent use at the same time on a single day on all sections of the contract. The Department will measure individual Arrow Panels only once for payment, regardless of how many times they are set, reset, removed, and relocated during the duration of the project. The Department will not measure replacements for damaged Arrow Panels or for panels signs the Engineer directs be replaced due to poor condition or readability for payment. Retain possession of the Arrow Panels upon completion of the work.

BARRICADES

The Department will not measure barricades used in lieu of barrels and cones for channelization or delineation but shall be incidental to Maintain and Control Traffic according to Section 112.04.01.

Traffic Control Plan
Page 4 of 9

THERMOPLASTIC INTERSECTION MARKINGS

Consider the locations listed on the summary and/or shown on the plan sheets as approximate only. Prior to milling and/or resurfacing, locate and document the locations of the existing markings. After final surfacing operations, replace the markings at their approximate existing locations, as shown on the plan sheets, or as directed by the Engineer. Place markings not existing prior to resurfacing as shown on the plan sheets or as directed by the Engineer.

PAVEMENT MARKINGS

If there is to be a deviation from the existing striping plan, the Engineer will furnish the Contractor a striping plan prior to placement of the final surface course. Install Temporary Striping according to Section 112 with the following exception:

If the Contractor's operations or phasing requires temporary markings that must subsequently be removed from the final surface course, use an approved removable lane tape; however, the Department will not measure removable lane tape for separate payment, but will measure and pay for removable lane tape as temporary striping.

PAVEMENT EDGE DROP-OFFS

Do not allow a pavement edge between opposing directions of traffic or lanes that traffic is expected to cross in a lane change situation with an elevation difference greater than 1½". Place Warning signs (MUTCD W8-11 or W8-9A) in advance of and at 1500' intervals throughout the drop-off area. Dual post the signs on both sides of the traveled way. Wedge all transverse transitions between resurfaced and un-resurfaced areas which traffic may cross with asphalt mixture for leveling and wedging. Remove the wedges prior to placement of the final surface course.

Protect pavement edges that traffic is not expected to cross, except accidentally, as follows:

Less than 2" - No protection required.

2" to 4" - Place plastic drums, vertical panels, or barricades every 50 feet. During daylight working hours only, the Engineer will allow the Contractor to use cones in lieu of plastic drums, panels, and barricades. Wedge the drop-off with CSB or asphalt mixture for leveling and wedging with a 1:1 or flatter slope in daylight hours, or 3:1 or flatter slope during nighttime hours, when work is not active in the drop-off area.

Greater than 4" - Protect drop-offs greater than 4 inches within 10 feet of traffic by placing drums, vertical panels, or barricades every 25 feet. The Engineer will not allow the use of cones in lieu of drums, vertical panels, or barricades for drop-offs greater than 4". Place Type III Barricades directly in front of the drop-off facing oncoming traffic in both directions of travel. Provide warning signs as shown on the Standard Drawings or as directed by the Engineer.

Pedestrians & Bicycles - Protect pedestrian and bicycle traffic as directed by the Engineer.

USE AND PLACEMENT OF CHANGEABLE MESSAGE SIGNS

The following policy is based upon current Changeable Message Signs (CMS) standards and practice from many sources, including the Federal Highway Administration (FHWA), other State Departments of Transportation, and Traffic Safety Associations. It is understood that each CMS installation or use requires individual consideration due to the specific location or purpose. However, there will be elements that are constant in nearly all applications. Accordingly, these recommended guidelines bring a level of uniformity, while still being open to regional experience and engineering judgment.

Application

The primary purpose of CMS is to advise the driver of unexpected traffic and routing situations. Examples of applications where CMS can be effective include:

- Closures (road, lane, bridge, ramp, shoulder, interstate)
- Changes in alignment or surface conditions
- Significant delays, congestion
- Construction/maintenance activities (delays, future activities)
- Detours/alternative routes
- Special events with traffic and safety implications
- Crash/incidents
- Vehicle restrictions (width, height, weight, flammable)
- Advance notice of new traffic control devices
- Real-time traffic conditions (must be kept up to date)
- Weather /driving conditions, environmental conditions, Roadway Weather Information Systems
- Emergency Situations
- Referral to Highway Advisory Radio (if available)
- Messages as approved by the County Engineer's Office

CMS should not be used for:

- Replacement of static signs (e.g. ROAD WORK AHEAD), regulatory signage (e.g. speed limits), pavement markings, standard traffic control devices, conventional warning or guide signs.
- Replacement of lighted arrow board
- Advertising (Don't advertise the event unless clarifying "action" to be taken by driver – e.g. Speedway traffic next exit)
- Generic messages
- Test messages (portable signs only)
- Describe recurrent congestion (e.g. rush hour)
- Public service announcements (not traffic related)

Traffic Control Plan
Page 6 of 9

Messages

Basic principles that are important to providing proper messages and ensuring the proper operation of a CMS are:

- Visible for at least ½ mile under ideal daytime and nighttime conditions
- Legible from all lanes a minimum of 650 feet
- Entire message readable twice while traveling at the posted speed
- No more than two message panels should be used (three panels may be used on roadways where vehicles are traveling less than 45 mph). A panel is the message that fits on the face of the sign without flipping or scrolling.
- Each panel should convey a single thought; short and concise
- Do not use two unrelated panels on a sign
- Do not use the sign for two unrelated messages
- Should not scroll text horizontally or vertically
- Should not contain both the words left and right
- Use standardized abbreviations and messages
- Should be accurate and timely
- Avoid filler/unnecessary words and periods (hazardous, a, an, the)
- Avoid use of speed limits
- Use words (not numbers) for dates

Placement

Placement of the CMS is important to ensure that the sign is visible to the driver and provides ample time to take any necessary action. Some of the following principles may only be applicable to controlled access roadways. The basic principles of placement for a CMS are:

- When 2 signs are needed, place on same side of roadway and at least 1,000 feet apart
- Place behind semi-rigid/rigid protection (guardrail, barrier) or outside of the clear zone
- Place 1,000 feet in advance of work zone; at least one mile ahead of decision point
- Normally place on right side of roadway; but should be placed closest to the affected lane so that either side is acceptable
- Signs should not be dual mounted (one on each side of roadway facing same direction)
- Point trailer hitch downstream
- Secure to immovable object to prevent theft (if necessary)
- Do not place in sags or just beyond crest
- Check for reflection of sun to prevent the blinding of motorist
- Should be turned ~3 degrees outward from perpendicular to the edge of pavement
- Bottom of sign should be 7 feet above the elevation of edge of roadway
- Should be removed when not in use

Traffic Control Plan
 Page 7 of 9

Standard Abbreviations

The following is a list of standard abbreviations to be used on CMS:

<u>Word</u>	<u>Abbrev</u>	<u>Example</u>
Access	ACCS	CRASH AHEAD/ USE ACCS RD NEXT RIGHT
Alternate	ALT	CRASH AHEAD/ USE ALT RTE NEXT RIGHT
Avenue	AVE	FIFTH AVE CLOSED/ DETOUR NEXT LEFT
Blocked	BLKD	FIFTH AVE BLKD/ MERGE LEFT
Boulevard	BLVD	MAIN BLVD CLOSED/ USE ALT RTE
Bridge	BRDG	SMITH BRDG CLOSED/ USE ALT RTE
Cardinal Directions	N, S, E, W	N I75 CLOSED/ DETOUR EXIT 30
Center	CNTR	CNTR LANE CLOSED/ MERGE LEFT
Commercial	COMM	OVRSZ COMM VEH/ USE I275
Condition	COND	ICY COND POSSIBLE
Congested	CONG	HVY CONG NEXT 3 MI
Construction	CONST	CONST WORK AHEAD/ EXPECT DELAYS
Downtown	DWNTN	DWNTN TRAF USE EX 40
Eastbound	E-BND	E-BND I64 CLOSED/ DETOUR EXIT 20
Emergency	EMER	EMER VEH AHEAD/ PREPARE TO STOP
Entrance, Enter	EX, EXT	DWNTN TRAF USE EX 40
Expressway	EXPWY	WTRSN EXPWY CLOSED/ DETOUR EXIT 10
Freeway	FRWY, FWY	GN SYNDR FWY CLOSED/ DETOUR EXIT 15
Hazardous Materials	HAZMAT	HAZMAT IN ROADWAY/ ALL TRAF EXIT 25
Highway	HWY	CRASH ON AA HWY/ EXPECT DELAYS
Hour	HR	CRASH ON AA HWY/ 2 HR DELAY
Information	INFO	TRAF INFO TUNE TO 1240 AM
Interstate	I	E-BND I64 CLOSED/ DETOUR EXIT 20
Lane	LN	LN CLOSED MERGE LEFT
Left	LFT	LANE CLOSED MERGE LFT
Local	LOC	LOC TRAF USE ALT RTE
Maintenance	MAINT	MAINT WRK ON BRDG/ SLOW
Major	MAJ	MAJ DELAYS I75/ USE ALT RTE
Mile	MI	CRASH 3 MI AHEAD/ USE ALT RTE
Minor	MNR	CRASH 3 MI MNR DELAY
Minutes	MIN	CRASH 3 MI/ 30 MIN DELAY
Northbound	N-BND	N-BND I75 CLOSED/ DETOUR EXIT 50
Oversized	OVRSZ	OVRSZ COMM VEH/ USE I275 NEXT RIGHT
Parking	PKING	EVENT PKING NEXT RGT
Parkway	PKWY	CUM PKWAY TRAF/ DETOUR EXIT 60
Prepare	PREP	CRASH 3 MI/ PREP TO STOP
Right	RGT	EVENT PKING NEXT RGT
Road	RD	HAZMAT IN RD/ ALL TRAF EXIT 25
Roadwork	RDWK	RDWK NEXT 4 MI/ POSSIBLE DELAYS
Route	RTE	MAJ DELAYS I75/ USE ALT RTE
Shoulder	SHLDR	SHLDR CLOSED NEXT 5 MI
Slippery	SLIP	SLIP COND POSSIBLE/ SLOW SPD
Southbound	S-BND	S-BND I75 CLOSED/ DETOUR EXIT 50
Speed	SPD	SLIP COND POSSIBLE/ SLOW SPD

Traffic Control Plan
 Page 8 of 9

Standard Abbreviations (cont.)

<u>Word</u>	<u>Abbrev</u>	<u>Example</u>
Street	ST	MAIN ST CLOSED/ USE ALT RTE
Traffic	TRAF	CUM PKWAY TRAF/ DETOUR EXIT 60
Vehicle	VEH	OVRSZ COMM VEH/ USE I275 NEXT RIGHT
Westbound	W-BND	W-BND I64 CLOSED/ DETOUR EXIT 50
Work	WRK	CONST WRK 2MI/ POSSIBLE DELAYS

Certain abbreviations are prone to inviting confusion because another word is abbreviated or could be abbreviated in the same way. DO NOT USE THESE ABBREVIATIONS:

<u>Abbrev</u>	<u>Intended Word</u>	<u>Word Erroneously Given</u>
ACC	Accident	Access (Road)
CLRS	Colors	Colors
DLY	Delay	Daily
FDR	Feeder	Federal
L	Left	Lane (merge)
LOC	Local	Location
LT	Light (traffic)	Left
PARK	Parking	Park
POLL	Pollution (index)	Poll
RED	Reduce	Red
STAD	Stadium	Standard
TEMP	Temporary	Temperature
WRNG	Warning	Wrong

Typical Messages

The following is a list of typical messages used on CMS. The list consists of the reason or problem that you want the driver to be aware of and the action that you want the driver to take.

<u>Reason/Problem</u>	<u>Action</u>
CRASH AHEAD	ALL TRAFFIC EXIT RT
CRASH/XX MILES	AVOID DELAY USE XX
XX ROAD CLOSED	CONSIDER ALT ROUTE
XX EXIT CLOSED	DETOUR
BRIDGE CLOSED	DETOUR XX MILES
BRIDGE/(SLIPPERY, ICE, ETC.)	DO NOT PASS
CENTER/LANE/CLOSED	EXPECT DELAYS
DELAY(S), MAJOR/DELAYS	FOLLOW ALT ROUTE
DEBRIS AHEAD	KEEP LEFT
DENSE FOG	KEEP RIGHT
DISABLED/VEHICLE	MERGE XX MILES
EMER/VEHICLES/ONLY	MERGE LEFT
EVENT PARKING	MERGE RIGHT
EXIT XX CLOSED	ONE-WAY TRAFFIC
FLAGGER XX MILES	PASS TO LEFT

Traffic Control Plan
Page 9 of 9

Typical Messages (cont.)

Reason/Problem

FOG XX MILES
FREEWAY CLOSED
FRESH OIL
HAZMAT SPILL
ICE
INCIDENT AHEAD
LANES (NARROW, SHIFT, MERGE, ETC.)
LEFT LANE CLOSED
LEFT LANE NARROWS
LEFT 2 LANES CLOSED
LEFT SHOULDER CLOSED
LOOSE GRAVEL
MEDIAN WORK XX MILES
MOVING WORK ZONE, WORKERS IN ROADWAY
NEXT EXIT CLOSED
NO OVERSIZED LOADS
NO PASSING
NO SHOULDER
ONE LANE BRIDGE
PEOPLE CROSSING
RAMP CLOSED
RAMP (SLIPPERY, ICE, ETC.)
RIGHT LANE CLOSED
RIGHT LANE NARROWS
RIGHT SHOULDER CLOSED
ROAD CLOSED
ROAD CLOSED XX MILES
ROAD (SLIPPERY, ICE, ETC.)
ROAD WORK
ROAD WORK (OR CONSTRUCTION) (TONIGHT, TODAY, TOMORROW, DATE)
ROAD WORK XX MILES
SHOULDER (SLIPPERY, ICE, SOFT, BLOCKED, ETC.)
NEW SIGNAL XX MILES
SLOW 1 (OR 2) - WAY TRAFFIC
SOFT SHOULDER
STALLED VEHICLES AHEAD
TRAFFIC BACKUP
TRAFFIC SLOWS
TRUCK CROSSING
TRUCKS ENTERING
TOW TRUCK AHEAD
UNEVEN LANES
WATER ON ROAD
WET PAINT
WORK ZONE XX MILES
WORKERS AHEAD

Action

PASS TO RIGHT
PREPARE TO STOP
REDUCE SPEED
SLOW
SLOW DOWN
STAY IN LANE
STOP AHEAD
STOP XX MILES
TUNE RADIO 1610 AM
USE NN ROAD
USE CENTER LANE
USE DETOUR ROUTE
USE LEFT TURN LANE
USE NEXT EXIT
USE RIGHT LANE
WATCH FOR FLAGGER



KENTUCKY TRANSPORTATION CABINET
Department of Highways
DIVISION OF RIGHT OF WAY & UTILITIES

TC 62-226
Rev. 01/2016
Page 1 of 1

RIGHT OF WAY CERTIFICATION

<input checked="" type="checkbox"/>	Original	<input type="checkbox"/>	Re-Certification	RIGHT OF WAY CERTIFICATION			
ITEM #		COUNTY		PROJECT # (STATE)		PROJECT # (FEDERAL)	
3-939.00		Warren		FD52 114 0068 002-004		HSIP 0801(118)	
PROJECT DESCRIPTION							
Convert intersections at US 68 at KY 242 and Rockfield Browning Road to an RCUT.							
<input checked="" type="checkbox"/>	No Additional Right of Way Required						
Construction will be within the limits of the existing right of way. The right of way was acquired in accordance to FHWA regulations under the Uniform Relocation Assistance and Real Property Acquisitions Policy Act of 1970, as amended. No additional right of way or relocation assistance were required for this project.							
<input type="checkbox"/>	Condition # 1 (Additional Right of Way Required and Cleared)						
All necessary right of way, including control of access rights when applicable, have been acquired including legal and physical possession. Trial or appeal of cases may be pending in court but legal possession has been obtained. There may be some improvements remaining on the right-of-way, but all occupants have vacated the lands and improvements, and KYTC has physical possession and the rights to remove, salvage, or demolish all improvements and enter on all land. Just Compensation has been paid or deposited with the court. All relocations have been relocated to decent, safe, and sanitary housing or that KYTC has made available to displaced persons adequate replacement housing in accordance with the provisions of the current FHWA directive.							
<input type="checkbox"/>	Condition # 2 (Additional Right of Way Required with Exception)						
The right of way has not been fully acquired, the right to occupy and to use all rights-of-way required for the proper execution of the project has been acquired. Some parcels may be pending in court and on other parcels full legal possession has not been obtained, but right of entry has been obtained, the occupants of all lands and improvements have vacated, and KYTC has physical possession and right to remove, salvage, or demolish all improvements. Just Compensation has been paid or deposited with the court for most parcels. Just Compensation for all pending parcels will be paid or deposited with the court prior to AWARD of construction contract							
<input type="checkbox"/>	Condition # 3 (Additional Right of Way Required with Exception)						
The acquisition or right of occupancy and use of a few remaining parcels are not complete and/or some parcels still have occupants. All remaining occupants have had replacement housing made available to them in accordance with 49 CFR 24.204. KYTC is hereby requesting authorization to advertise this project for bids and to proceed with bid letting even though the necessary right of way will not be fully acquired, and/or some occupants will not be relocated, and/or the just compensation will not be paid or deposited with the court for some parcels until after bid letting. KYTC will fully meet all the requirements outlined in 23 CFR 635.309(c)(3) and 49 CFR 24.102(j) and will expedite completion of all acquisitions, relocations, and full payments after bid letting and prior to AWARD of the construction contract or force account construction.							
Total Number of Parcels on Project		0	EXCEPTION (S) Parcel #		ANTICIPATED DATE OF POSSESSION WITH EXPLANATION		
Number of Parcels That Have Been Acquired							
Signed Deed							
Condemnation							
Signed ROE							
Notes/ Comments (Use Additional Sheet if necessary)							
LPA RW Project Manager				Right of Way Supervisor			
Printed Name				Printed Name		Mike Russell	
Signature				Signature			
Date				Date		11/15/2024	
Right of Way Director				FHWA			
Printed Name				Printed Name		No Signature Required as per FHWA-KYTC Current Stewardship Agreement	
Signature				Signature			
Date		Digitally signed by Kelly Divine Date: 2024.11.15 16:23:46 -06'00'		Date			

UTILITIES AND RAIL CERTIFICATION NOTE

Warren County - HSIP 0801(118)
FD52 114 0068 002-004
Safety Improvements at intersection of US 68 and KY 242
Item No. 3-939.00

GENERAL PROJECT NOTES ON UTILITIES

For all projects over 2000 linear feet, which are defined as a "Large Project" in KRS 367.4903(18), the awarded contractor shall initially mark the first 2000 linear feet minimally of proposed excavation or construction boundaries of the project to be worked using the procedure set forth in KRS 367.4909(9)(k). This temporary field locating of the project excavation boundary shall take place prior to submitting an excavation location request to the underground utility protection Kentucky Contact Center. For large projects, the awarded contractor shall work with the impacted utilities to determine when additional white lining of the remainder of the project site will take place. This provision shall not alter or relieve the awarded contractor from complying with requirements of KRS 367.4905 to 367.4917 in their entirety.

NOTE: The information presented in this Utility Note is informational in nature and the information contained herein is not guaranteed.

The contractor will be responsible for contacting all utility facility owners on the subject project to coordinate his/her activities. The contractor will coordinate his/her activities to minimize and, where possible, avoid conflicts with utility facilities. Due to the nature of the work proposed, it is unlikely to conflict with the existing utilities beyond minor facility adjustments. Where conflicts with utility facilities are unavoidable, the contractor will coordinate any necessary relocation work with the facility owner and Resident Engineer. The Kentucky Transportation Cabinet maintains the right to remove or alter portions of this contract if a utility conflict occurs. The utility facilities as noted in the previous section(s) have been determined using data garnered by varied means and with varying degrees of accuracy: from the facility owners, a result of S.U.E., field inspections, and/or reviews of record drawings. The facilities defined may not be inclusive of all utilities in the project scope and are not Level A quality, unless specified as such. It is the contractor's responsibility to verify all utilities and their respective locations before excavating.

The contractor shall make every effort to protect underground facilities from damage as prescribed in the Underground Facility Damage Protection Act of 1994, Kentucky Revised Statute KRS 367.4901 to 367.4917. It is the contractor's responsibility to determine and take steps necessary to be in compliance with federal and state damage prevention directives. The contractor is instructed to contact KY 811 for the location of existing underground utilities. Contact shall be made a minimum of two (2) and no more than ten (10) business days prior to excavation. The contractor shall submit Excavation Locate Requests to the Kentucky Contact Center (KY 811) via web ticket entry. The submission of this request does not relieve the contractor from the responsibility of contacting non-member facility owners, whom are to be contacted through their individual Protection Notification Center. It may be necessary for the contractor to contact the County Court Clerk to determine what utility companies have facilities in the area. Non-compliance with these directives can result in the enforcement of penalties.

UTILITIES AND RAIL CERTIFICATION NOTE

Warren County - HSIP 0801(118)
FD52 114 0068 002-004
Safety Improvements at intersection of US 68 and KY 242
Item No. 3-939.00

NOTE: DO NOT DISTURB THE FOLLOWING UTILITIES LOCATED WITHIN THE PROJECT DISTURB LIMITS

List all applicable utilities whose facilities are present and are not to be disturbed during construction activities. List utility type, utility size, and general utility location for each utility.

If an unknown utility is encountered, the contractor will be responsible for arranging an on-site meeting with utility representatives and the Engineer to discuss possible impacts and solutions to either avoid the utility or relocate the utility.

The Contractor is fully responsible for protection of all utilities listed above

THE FOLLOWING COMPANIES ARE RELOCATING/ADJUSTING THEIR UTILITIES WITHIN THE PROJECT LIMITS AND WILL BE COMPLETE PRIOR TO CONSTRUCTION

List all applicable utilities whose facilities are being relocated at the time this note is written. List utility type, utility size, and general utility location for each utility. If the utility's relocation work has not been completed at the writing of this note, a completion date should be provided. If the work will not be completed by the letting date or it is uncertain whether the relocation work will be completed list the utility in the next block.

Warren County Water

THE FOLLOWING COMPANIES HAVE FACILITIES TO BE RELOCATED/ADJUSTED BY THE COMPANY OR THE COMPANY'S SUBCONTRACTOR AND IS TO BE COORDINATED WITH THE ROAD CONTRACT

List all applicable utilities whose facilities will not be relocated prior to the letting date of the road construction or whose facility relocations will begin and be completed by the utility company after the road contract letting date. List Owner, utility type, utility size, both the current and proposed utility location, and a firm completion date for each utility. A completion date MUST be provided for any such utility work.

None

THE FOLLOWING COMPANIES HAVE FACILITIES TO BE RELOCATED/ADJUSTED BY THE ROAD CONTRACTOR AS INCLUDED IN THIS CONTRACT

List all applicable utilities whose facilities are to be relocated by the Cabinet's contractor as part of the road construction project. List Utility Type, Utility Size, and both current and proposed Utility Location for each.

None

UTILITIES AND RAIL CERTIFICATION NOTE

Warren County - HSIP 0801(118)
FD52 114 0068 002-004
Safety Improvements at intersection of US 68 and KY 242
Item No. 3-939.00

RAIL COMPANIES HAVE FACILITIES IN CONJUNCTION WITH THIS PROJECT AS NOTED

No Rail Involvement Rail Involved Rail Adjacent

UTILITIES AND RAIL CERTIFICATION NOTE

Warren County - HSIP 0801(118)
FD52 114 0068 002-004
Safety Improvements at intersection of US 68 and KY 242
Item No. 3-939.00

AREA UTILITIES CONTACT LIST

<u>Utility Company/Agency</u>	<u>Contact Name</u>	<u>Contact Information</u>
1. Warren County Water	Clint Harbison	PO Box 10180 523 US Hwy 31-W Bypass Bowling Green, KY 42102-4780 clinth@warrenwater.com 270-495-3501
2. AT&T – KY	Travis Parsley	1150 State Street Bowling Green, KY 42101 Tp2087@att.com 270-846-3196
3. Warren Rural Electric Co-op	Jonathan Lindsey	P.O. Box 1118 951 Fairview Avenue Bowling Green, KY 42102 jonathanl@wrecc.com 270-791-9908
4. Texas Gas Transmission	Kevin Carman	2332 Highway 60 West Hardinsburg, KY 40143 Kevin.carman@bwpmlp.com 270-852-1161 270-779-3893

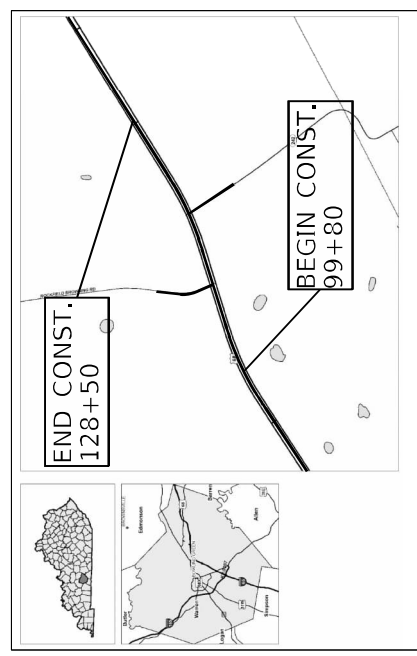
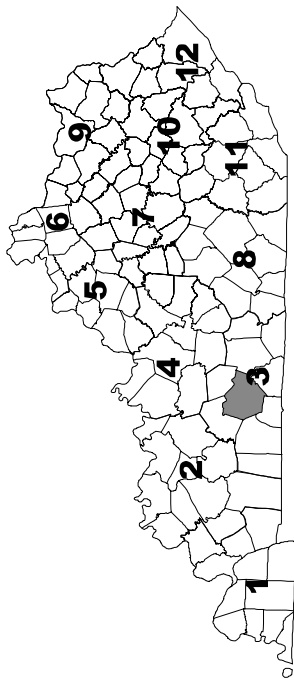
NOTE: The Utilities Contact List is provided as informational only, and may not be a complete list of all Utility Companies with facilities in the project area.

COMMONWEALTH OF KENTUCKY

DEPARTMENT OF HIGHWAYS



PLANS OF PROPOSED PROJECT WARREN COUNTY US 68



LAYOUT MAP

<p>DESIGN CRITERIA</p> <p>CLASS OF HIGHWAY: RURAL ARTERIAL TYPE OF TERRAIN: _____ DESIGN SPEED: 55 MPH REQUIRED MPSD: _____ REQUIRED PSD: _____ LEVEL OF SERVICE: _____ ADT PRESENT (2023): 26,877 ADT FUTURE (): _____ DHV: _____ D %: _____ T %: 2.09</p>	<p>INDEX OF SHEETS</p> <p>R1 LAYOUT SHEET R2 TYPICAL SECTIONS R3-R7 SUBMITTALS R8 PLAN R10-R14 DETAIL SHEETS R15 PIPE SHEET R16 GEOMETRIC DATA R17-R18 STRIPING PLANS R19-R22 SIGNING SUMMARY R23-R30 SIGNING PLANS R31-R34 SHEETING SIGN DETAILS</p>
<p>DESIGNED</p> <p>% RESTRICTED 50: _____ LEVEL OF SERVICE: _____ MAX. DISTANCE W/O PASSING: _____</p>	<p>STANDARD DRAWINGS</p>

<p>LENGTH: 2.832L UN. FT. 0.654 MILES FOR EQUALITIES UN. FT. NOT INCLUDED UN. FT. MILES FOR EQUALITIES UN. FT. NOT INCLUDED UN. FT. MILES FOR EQUALITIES UN. FT. NOT INCLUDED UN. FT. MILES</p>	<p>LENGTH: 2.832L UN. FT. 0.654 MILES FOR EQUALITIES UN. FT. NOT INCLUDED UN. FT. MILES FOR EQUALITIES UN. FT. NOT INCLUDED UN. FT. MILES FOR EQUALITIES UN. FT. NOT INCLUDED UN. FT. MILES</p>	<p>LENGTH: 2.832L UN. FT. 0.654 MILES FOR EQUALITIES UN. FT. NOT INCLUDED UN. FT. MILES FOR EQUALITIES UN. FT. NOT INCLUDED UN. FT. MILES FOR EQUALITIES UN. FT. NOT INCLUDED UN. FT. MILES</p>	<p>LENGTH: 2.832L UN. FT. 0.654 MILES FOR EQUALITIES UN. FT. NOT INCLUDED UN. FT. MILES FOR EQUALITIES UN. FT. NOT INCLUDED UN. FT. MILES FOR EQUALITIES UN. FT. NOT INCLUDED UN. FT. MILES</p>
<p>PROJECT NUMBER: FD52 114 0068 002-004 PROJECT DESCRIPTION: US 68 / KY 242 INTERSECTION IMPROVEMENT</p>			

wsp
 WSP USA, INC.
 1792 S. STATE ST. SUITE 230
 LEWISBURG, KY 40309
 +1 859 272 2500

LETTING DATE: JANUARY 23, 2025
 ITEM NO. 08-151010
 COUNTY OF WARREN
 SHEET NO. 01

ITEM	DESCRIPTION	NOTES	UNIT	US 68	KY 242	ROCKFIELD BROWNING ROAD	TOTAL PROJECT
0003	CRUSHED STONE BASE	1	TON	4189			4189
0000	ASPHALT SEAL AGGREGATE	1	TON	23			23
0003	ASPHALT SEAL COAT	1	TON	3			3
00100	EXCILING & WIDENING PUGH-22		TON	204	3	5	212
00217	CL4 ASPH BASE 1.00D PUGH-22	1	TON	3640			3640
00327	CL4 ASPH SURF 0.388 PUGH-22	1	TON	2559	21	43	2623
00482	CONCRETE PIPES 18 IN	2	LF	81			81
01921	STANDARD BARBER MEDIUM TYPE 4		SQYD	351	351		702
02000	ROADWAY EXCAVATION		CUYD	2375			2375
02052	TEMPORARY SIGNS		SQFT	328			328
02059	DEMOLITION		LS	1			1
02064	FABRIC G/DTYPH C ASS 1/A	1	SQYD	5974			5974
02069	BARBERS & CONTROL TRAFFIC		LS	1			1
02071	PORFABLE CHANGABLE MESSAGE SIGN		EACH	4			4
02075	MOBILIZATION FORM WALL & TLOT		LS	1			1
02077	ASPHALT PAVE MILLING & REFINISHING	1	TON	2035	21	43	2099
02086	SHOULDER FURBILLS SHIPS		LF	11501			11501
02701	TEMP SUT FENCE		LF	5752			5752
02703	SUT TRAP TYPE A		EACH	4			4
02704	SUT TRAP TYPE B		EACH	4			4
02705	SUT TRAP TYPE C		EACH	4			4
02706	CLEAN SUT TRAP TYPE A		EACH	12			12
02707	CLEAN SUT TRAP TYPE B		EACH	12			12
02708	CLEAN SUT TRAP TYPE C		EACH	12			12
02726	STAMING		LS	1			1
02725	ARROW PANEL		EACH	4			4
03025	TUBULAR MARKERS	5	EACH	45			45
03090	EROSION CONTROL BLANKET		SQYD	750			750
03092	TEAT MULCH		SQYD	4225			4225
03093	TRAP BEDDING AND PROTECTION		SQYD	4225			4225
03093	INITIAL FERTILIZER		TON	1			1
03095	MAINTENANCE FERTILIZER		TON	1			1
03095	SPREADING AND PROTECTION		SQYD	4225			4225
03092	AGRICULTURAL LIMESTONE		TON	3			3
03405	SHWALUM SHEET SIGNS 480 IN	3	SQFT	401			401
03407	SHWALUM SHEET SIGNS 325 IN	3	SQFT	144			144
03410	STEEL POST TYPE 1		LF	715			715
03511	PAVE STRIPING THERMO 6 IN W	4	LF	17200	200	140	17560
03512	PAVE STRIPING THERMO 6 IN W	4	LF	11384			11384
03513	PAVE STRIPING THERMO 6 IN Y	4	LF	5911	184	214	6309
03518	PAVE MARKING THERMO STOP BAR 24 IN	4	LF		12	14	26

ITEM	DESCRIPTION	NOTES	UNIT	US 68	KY 242	ROCKFIELD BROWNING ROAD	TOTAL PROJECT
06574	PAVE MARKING THERMO CURVE ARROW	4	EACH	14	2	2	18
06576	PAVE MARKING THERMO CURVE	4	EACH	9	1	1	9
10008S	FUEL ADJUSTMENT		DOSE	9798			9798
10008S	ASPHALT ADJUSTMENT		DOSE	24611			24611
20071FC	JOINT ADHPSVF	1	LF	3074			3074
21288ED	TOPGIRTHORNAL EDGE BRV		LF	3510			3510
21511MN	CORNER HOLE DRAINAGE BOX CON-18 IN		EACH	1			1
22688EN	CONVECCORB ANOMAN SEPARATOR		LF	157			157
24888EC	INFLAD PAVESSEEN MARKER		EACH	241			241
24911LC	HANCOCK SIGN INVENTORY		EACH	205			205
24974ED	PAVE MARK THERMO CURVE	4	SQFT	331	152	149	632
24988EC	PAVE MARKING THERMO U-TURN	4	EACH	17			17
24970EC	CONVECCORBALSAWCUT		LF	8310			8310
24970EC	ASPHALT MATERIAL FOR JACKHORN TRACKING	1	TON	11	1	1	13
24911FD	STOPPING AND MATTERING HAZARD 18 IN	2	PANEL	1			1

NOTES

- CARRIED OVER FROM PAVING SUMMARY
- CARRIED OVER FROM PIPE DRAINAGE SUMMARY
- CARRIED OVER FROM SIGNAGE SUMMARY
- CARRIED OVER FROM STRIPING SUMMARY
- SHUR-FLEX 24" FLEXIBLE DELINEATORS

COMMONWEALTH OF KENTUCKY
DEPARTMENT OF HIGHWAYS
DRAWING TITLE: GENERAL SUMMARY

ITEM NO. 03-035102
SHEET NO. R2

COUNTY OF WARREN

ITEM NO.
03-035010
SHEET NO.
R3

COUNTY OF
WARREN

COMMONWEALTH OF KENTUCKY
DEPARTMENT OF HIGHWAYS

FILE NAME: C:\BMS\BMS\4242\03090915\07 - US 88 TRCT PAVING SUMMARY 11/17/2006

DRAWING TITLE: PAVEMENT SUMMARY

USER: US877938

Operator: Designer: V:\116\217

PAVING AREAS					
ITEM	NOTES	SQUARE YARDS			
		US 68	KY 242	ROCKFIELD BROWNING ROAD	TOTAL PROJECT
1.5" CL4 ASPH SURF 0.38B PG76-22		31013	251	520	31784
3.25" CL4 ASPH BASE 1.00D PG64-22		5649			5649
3.25" CL4 ASPH BASE 1.00D PG64-22		5750			5750
4" CL4 ASPH BASE 1.00D PG64-22		5850			5850
6" CRUSHED STONE BASE		5974			5974
FABRIC - GEOTEXTILE CLASS 1A		5974			5974
1.5" ASPHALT PAVE MILLING & TEXTURING		24656	251	520	25427
CRUSHED STONE BASE SHOULDERS		755			755
CRUSHED STONE BASE WEDGES (CY)		1113			1113
ASPHALT SEAL COAT		1113			1113
ASPHALT SEAL AGGREGATE		1113			1113
ASPHALT MATERIAL FOR TACK NON-TRACKING		24656	251	520	25427
JOINT ADHESIVE (LF)		3074			3074

PAVING SUMMARY							
ITEM CODE	ITEM	NOTES	UNIT	US 68	KY 242	ROCKFIELD BROWNING ROAD	TOTAL PROJECT
00003	CRUSHED STONE BASE	1	TON	4199			4199
00100	ASPHALT SEAL AGGREGATE	3	TON	23			23
00103	ASPHALT SEAL COAT	4	TON	3			3
00190	LEVELING & WEDGING PG64-22	2	TON	598			598
00217	CL4 ASPH BASE 1.00D PG64-22	2	TON	3460			3460
00337	CL4 ASPH SURF 0.38B PG76-22	2	TON	2559	21	43	2623
02604	FABRIC-GEOTEXTILE CLASS 1A		SOYD	5974			5974
02677	ASPHALT PAVE MILLING & TEXTURING	2	TON	2035	21	43	2099
20071EC	JOINT ADHESIVE		LF	3074			3074
24970EC	ASPHALT MATERIAL FOR TACK NON-TRACKING	5	TON	11	1	1	13

*ALL QUANTITIES CARRIED TO GENERAL SUMMARY

1. ESTIMATED AT 115 LBS PER SOYD PER INCH OF DEPTH
2. ESTIMATED AT 110 LBS PER SOYD PER INCH OF DEPTH
3. ESTIMATED AT 20 LBS PER SOYD (2 APPLICATIONS)
4. ESTIMATED AT 0.4 LBS PER SOYD (2 APPLICATIONS)
5. ESTIMATED AT 0.84 LBS PER SOYD

PIPE DRAINAGE SUMMARY

ITEM CODE	STATION	COVER HEIGHT	DESIGN PH LEVEL	CULVERT PIPE - 18 IN	SLOPED AND MITERED HEADWALL - 18IN	REMARKS
UNIT TO BID	STATION FT			LF	EA	
US 68	101+42	3.1		61	1	
KY 242						
Rockfield Browning Road						
TOTALS				61	1	

DRAWING TITLE: PIPE DRAINAGE SUMMARY



COMMONWEALTH OF KENTUCKY
DEPARTMENT OF HIGHWAYS

USER: US877938

FILE NAME: C:\GIS\SW\KUC\420099\415106 - US 68 TIC/1 PIPE DRAINAGE SUMMARY 11/17/2008

ITEM NO. 03-035010
COUNTY OF WARREN
SHEET NO. 84



WARREN County Route US 68

Sign Summary

Assembley ID	SIGN LOCATION			Facing Traffic Traveling	MUTCD Code	Sign Description	Sign Text / Remarks	Sign Dimensions (in x in)	SHEETING		SBM Alum Sheet Signs 0.080 IN (SQ FT)	SBM Alum Sheet Signs 0.125 IN (SQ FT)	Installation Type	Bracing Req'd	# of Sign Posts	Estimated Length of 2'-1/2" Post (ft)	2'-1/4" Stiffener Req'd (Incdntl to post)	TOTAL Estimated Sign Length (LF)	Barcode Sign Inv. (EACH)
	Side of Road	Approx Offset (ft)	Approx Station						Approx. Mile Point	Text/ Symbol Color									
S-1	RT	9	99+37	2.927	WEST	R5-1a	Wrong Way	42 x 30	White	Red	XI	8.75	Std w/ Soil Plate		1	13		13	1
S-2	RT	69	99+37	2.927	WEST	R5-1a	Wrong Way	42 x 30	White	Red	XI	8.75	Std w/ Soil Plate		1	13		13	1
S-3	RT	14	100+69	2.952	WEST	R5-1	Do Not Enter	36 x 36	White	Red	XI	9.00	Std w/ Soil Plate		1	16		16	1
S-4	RT	68	100+69	2.952	EAST	R3-4	No U-Turn	36 x 36	Red & Black	White	XI	9.00							1
S-5	RT	82	101+35	2.965	WEST	R5-1	Do Not Enter	36 x 36	White	Red	XI	9.00	Std w/ Soil Plate		1	13		13	1
S-5	RT	82	101+35	2.965	WEST	R6-1L	One Way	54 x 18	Black	White	XI		Std w/ Soil Plate		2	12		24	1
S-6	RT	12	101+56	2.969	EAST	M3-2	East	24 x 12	Black	White	XI	2.00	Std w/ Soil Plate		1	15		15	1
S-6	RT	12	101+56	2.969	EAST	M1-4	US Route Sign (1 or 2 digit)	24 x 24	Black	White	XI	4.00							1
S-6	RT	12	101+56	2.969	EAST	MX-XX	U-Turn Arrow	21 x 15	Black	White	XI	2.19							1
S-7	RT	11	102+92	2.994	EAST	D1-1d	Circular Intersection Destination (1 line)	113 x 18	White	Green	XI	14.13	Std w/ Soil Plate	Yes	2	13		26	1
S-8	RT	73	102+92	2.994	EAST	D1-1d	Circular Intersection Destination (1 line)	113 x 18	White	Green	XI	14.13	Std w/ Soil Plate	Yes	2	13		26	1
S-9	RT	8	105+95	3.052	WEST	M3-2	East	24 x 12	Black	White	XI	2.00	Std w/ Soil Plate		1	15		15	1
S-9	RT	8	105+95	3.052	WEST	M1-4	US Route Sign (1 or 2 digit)	24 x 24	Black	White	XI	4.00							1
S-9	RT	8	105+95	3.052	WEST	M6-2L	Upward Left Diagonal Arrow	21 x 15	Black	White	XI	2.19							1
S-10	RT	0	107+80	3.087	WEST	R5-1	Do Not Enter	36 x 36	White	Red	XI	9.00	Std w/ Soil Plate		1	16		16	1
S-10	RT	0	107+80	3.087	EAST	R3-4	No U-Turn	36 x 36	Red & Black	White	XI	9.00							1
S-10	RT	0	108+20	3.094	SOUTH	M3-4	West	24 x 12	Black	White	XI	2.00	Std w/ Soil Plate	Yes	1	18		18	1
S-10	RT	0	108+20	3.094	SOUTH	M1-4	US Route Sign (1 or 2 digit)	24 x 24	Black	White	XI	4.00							1
S-11	RT					M6-1R	Right Arrow	21 x 15	Black	White	XI	2.19							1
S-11	RT					M4-5	To	24 x 12	Black	White	XI	2.00							1
S-11	RT					M3-2	East	24 x 12	Black	White	XI	2.00							1
S-11	RT					M1-4	US Route Sign (1 or 2 digit)	24 x 24	Black	White	XI	4.00							1


Summary of Items (Sheet 1 of 4)

Steel Post - Type 1	195	LF
GMSS Type D	0	EACH
GMSS Type D (Surface Mount)	0	EACH
Class A Concrete for Signs	0	CUYD

Summary of Items (Sheet 1 of 4)

SBM Alum Sheet Signs 0.080 INCH	77.57	SQ.FT
SBM Alum Sheet Signs 0.125 INCH	52.31	SQ.FT
Barcode Sign Inventory	22	EACH
Remove & Relocate Sheet Signs		EACH
Remove & Relocate Sign Assemblies		EACH

DRAWING TITLE: SIGNING SUMMARY SHEET 1



COMMONWEALTH OF KENTUCKY
DEPARTMENT OF HIGHWAYS

FILE NAME: G:\BMS\WSP\4242\009915\15R13421 - 05 68 (COT) SIGNING SUMMARY SHEETS 11072408

USER: c0d1729380

ITEM NO. 05-68(100)
SHEET NO. 72

COUNTY OF WARREN

Sign Summary															WARREN County															Route US 68														
Assembly ID	Side of Road	SIGN LOCATION			Facing Traffic Traveling	MUTCD Code	Sign Description	Sign Text / Remarks	Sign Dimensions (in x in)	SHEETING		SBM Alum Sheet Signs 0.080 IN (SQ FT)	SBM Alum Sheet Signs 0.125 IN (SQ FT)	Installation Type	Bracing Req'd	# of Sign Posts	Estimated Length of 2" Post (ft)	Estimated Length of 2-1/2" Post (ft)	2-1/4" Stiffener Req'd (includng to post)	TOTAL Estimated Sign Post Length (LF)	Barcode Sign Inv. (EACH)																							
		Approx Offset (ft)	Approx Station	Approx. Mile Point						Text/ Symbol Color	Background Color											Sheeting Type																						
S-11 (CONT.)					M6-1R	Right Arrow		21 x 15	Black	White	XI	2.19		Yes						1																								
					R6-1R	One Way		36 x 12	Black	White	XI	3.00		Yes						1																								
S-12	RT	45	49+31	3.093	R6-1R	One Way		36 x 12	Black	White	XI	3.00			1	14				14																								
S-13	RT	**	**	**	R1-1	Stop		36 x 36	White	Red	XI	9.00								1																								
	RT	**	**	**	R3-5R	Right Turn ONLY		30 x 36	Black	White	XI	7.50			1	13				13																								
	RT	**	**	**	M3-4	West		24 x 12	Black	White	XI	2.00		Yes	1	16				16																								
					M1-4	US Route Sign (1 or 2 digit)	68	24 x 24	Black	White	XI	4.00		Yes						1																								
S-14					M5-1R	Advance Right Turn Arrow		21 x 15	Black	White	XI	2.19		Yes						1																								
					M4-5	To		24 x 12	Black	White	XI	2.00		Yes						1																								
					M3-2	East		24 x 12	Black	White	XI	2.00		Yes						1																								
					M1-4	US Route Sign (1 or 2 digit)	68	24 x 24	Black	White	XI	4.00		Yes						1																								
					M5-1R	Advance Right Turn Arrow		21 x 15	Black	White	XI	2.19		Yes						1																								
S-15	RT	**	**	**	M2-1	Junction		21 x 15	Black	White	XI	2.19			1	14				14																								
					M1-4	US Route Sign (1 or 2 digit)	68	24 x 24	Black	White	XI	4.00								1																								
S-16	RT	**	**	**	W3-1	Stop Ahead		30 x 30	Red & Black	Yellow	XI	6.25			1	13				13																								
S-17	LT	8	108+86	3.107	R3-2	No Left Turn		36 x 36	Red & Black	White	XI	9.00			1	13				13																								
S-18	RT	12	109+60	3.121	R5-1	Do Not Enter		36 x 36	White	Red	XI	9.00			1	13				13																								
S-19	LT	65	109+60	3.121	R5-1	Do Not Enter		36 x 36	White	Red	XI	9.00			1	13				13																								
S-20	RT	6	110+71	3.140	R5-1a	Wrong Way		42 x 30	White	Red	XI	8.75			1	13				13																								
S-21	--	--	--	--	--	--		--	--	--	--	--		--	--	--	--	--	--	--																								
S-22	LT	60	110+71	3.142	R5-1a	Wrong Way		42 x 30	White	Red	XI	8.75			2	13				26																								
	LT				D1-1	Destination (1 Line)		114 x 18	White	Green	XI			Yes						14.25																								
S-23	RT	4	114+39	3.212	R5-1a	Wrong Way		42 x 30	White	Red	XI	8.75			1	13				13																								
S-24	RT	70	114+39	3.212	R5-1a	Wrong Way		42 x 30	White	Red	XI	8.75			1	13				13																								


Summary of Items (Sheet 2 of 4)

SBM Alum Sheet Signs 0.080 INCH	82.30	SQ.FT
SBM Alum Sheet Signs 0.125 INCH	49.25	SQ.FT
Barcode Sign Inventory	23	EACH
Remove & Relocate Sheet Signs		EACH
Remove & Relocate Sign Assemblies		EACH

Summary of Items (Sheet 2 of 4)

Steel Post - Type 1	174	LF
GMSS Type D	0	EACH
GMSS Type D (Surface Mount)	0	EACH
Class A Concrete for Signs	0	CU YD

** SEE PLANS/DETAILS FOR LOCATION



COMMONWEALTH OF KENTUCKY
DEPARTMENT OF HIGHWAYS

DRAWING TITLE: SIGNING SUMMARY SHEET 2

FILE NAME: G:\BOSWICK\4242\090915\15R12421 - 05 06 1001 SIGNING SUMMARY SHEETS 11071242N

USR: 001729330

ITEM NO. 08-03-010

SHEET NO. R7

COUNTY OF WARREN

SIGN LOCATION										WARREN County										Route US 68									
Assembly ID	Side of Road	Approx Offset (ft)	Approx Station	Approx. Mile Point	Facing Traffic Traveling	MUTCD Code	Sign Description	Sign Text / Remarks	Sign Dimensions (in x in)	SHEETING		SBM Alum Sheet Signs 0.080 IN (SQ FT)	SBM Alum Sheet Signs 0.125 IN (SQ FT)	Installation Type	Bracing Req'd	# of Sign Posts	Estimated Length of 2" Post (ft)	Estimated Length of 2-1/2" Post (ft)	2-1/4" Stiffener Req'd (includ to post)	TOTAL Estimated Sign Length (LF)	Barcode Sign Inv. (EACH)								
										Text/ Symbol Color	Background Color																		
S-32	RT	8	117+17	3.264	WEST	R3-4	No U-Turn		36 x 36	Red & Black	White	9.00	9.00	Stnd w/ Soil Plate		1	16			16	1								
S-33					EAST	R5-1	Do Not Enter		36 x 36	White	Red	9.00	9.00								1								
S-34	LT	59	118+00	3.280	EAST	R5-1a	Wrong Way		42 x 30	White	Red	8.75	8.75	Stnd w/ Soil Plate		1	14			14	1								
S-34	LT	59	118+00	3.280	WEST	M1-5a	State Route Sign (3 or 4 digit)	242	30 x 24	Black	White	5.00	5.00								1								
S-35	LT	59	118+00	3.280	WEST	M6-1L	Left Arrow		21 x 15	Black	White	2.19	2.19								1								
S-35																													
S-36	RT	4	119+23	3.303	EAST	M3-4	West		24 x 12	Black	White	2.00	2.00	Stnd w/ Soil Plate		1	15			15	1								
S-36						M1-4	US Route Sign (1 or 2 digit)	68	24 x 24	Black	White	4.00	4.00								1								
S-36						M6-2L	Upward Left Diagonal Arrow		21 x 15	Black	White	2.19	2.19								1								
S-37	LT	62	122+18	3.359	WEST	M1-5a	State Route Sign (3 or 4 digit)	242	30 x 24	Black	White	5.00	5.00	Stnd w/ Soil Plate		1	14			14	1								
S-37						M6-2L	Upward Left Diagonal Arrow		21 x 15	Black	White	2.19	2.19								1								
S-38	LT	64	124+31	3.399	WEST	M2-1	Junction		21 x 15	Black	White	2.19	2.19	Stnd w/ Soil Plate		1	14			14	1								
S-38						M1-5a	State Route Sign (3 or 4 digit)	242	30 x 24	Black	White	5.00	5.00								1								
S-39	LT	2	127+29	3.456	EAST	M3-4	West		24 x 12	Black	White	2.00	2.00	Stnd w/ Soil Plate		1	15			15	1								
S-39						M1-4	US Route Sign (1 or 2 digit)	68	24 x 24	Black	White	4.00	4.00								1								
S-39						MX-XX	U-Turn Arrow		21 x 15	Black	White	2.19	2.19								1								
S-40	LT	88	127+68	3.463	EAST	R6-1L	One Way		54 x 18	Black	White	6.75	6.75	Stnd w/ Soil Plate		2	12			24	1								
S-41	RT	68	128+40	3.477	EAST	M3-2	East		24 x 12	Black	White	2.00	2.00	Stnd w/ Soil Plate		1	13			13	1								
S-41						M1-4	US Route Sign (1 or 2 digit)	68	24 x 24	Black	White	4.00	4.00								1								
S-42	LT	61	128+50	3.479	EAST	R5-1	Do Not Enter		36 x 36	White	Red	9.00	9.00	Stnd w/ Soil Plate		1	13			13	1								
S-42						R3-4	No U-Turn		36 x 36	Red & Black	White	9.00	9.00	Stnd w/ Soil Plate		1	16			16	1								
S-43		0	128+50	3.479	WEST	R5-1	Do Not Enter		36 x 36	White	Red	9.00	9.00								1								
S-43						R5-1a	Wrong Way		42 x 30	White	Red	8.75	8.75	Stnd w/ Soil Plate		1	13			13	1								
S-44		0	129+50	3.498	EAST	R5-1a	Wrong Way		42 x 30	White	Red	8.75	8.75	Stnd w/ Soil Plate		1	13			13	1								
S-45	LT	62	129+50	3.498	EAST	R5-1a	Wrong Way		42 x 30	White	Red	8.75	8.75	Stnd w/ Soil Plate		1	13			13	1								

Summary of Items (Sheet 4 of 4)

Steel Post - Type 1	180	LF
GMSS Type D	0	EACH
GMSS Type D (Surface Mount)	0	EACH
Class A Concrete for Signs	0	CUYD

Summary of Items (Sheet 4 of 4)

SBM Alum Sheet Signs 0.080 INCH	88.94	SQ.FT
SBM Alum Sheet Signs 0.125 INCH	33.00	SQ.FT
Barcode Sign Inventory	23	EACH
Remove & Relocate Sheet Signs		EACH
Remove & Relocate Sign Assemblies		EACH


Total Summary of Items

Steel Post - Type 1	654	LF
GMSS Type D		EACH
GMSS Type D (Surface Mount)		EACH
Class A Concrete for Signs		CUYD

Total Summary of Items

SBM Alum Sheet Signs 0.080 INCH	344.26	SQ.FT
SBM Alum Sheet Signs 0.125 INCH	134.76	SQ.FT
Barcode Sign Inventory	90	EACH
Remove & Relocate Sheet Signs		EACH
Remove & Relocate Sign Assemblies		EACH

DRAWING TITLE: SIGNING SUMMARY SHEET 4



COMMONWEALTH OF KENTUCKY
DEPARTMENT OF HIGHWAYS

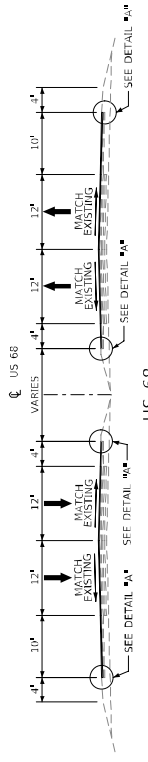
FILE NAME: C:\GIS\SW\4242\009941\0801-118\001\SIGNING SUMMARY SHEETS\11077200N

USER: c001720380

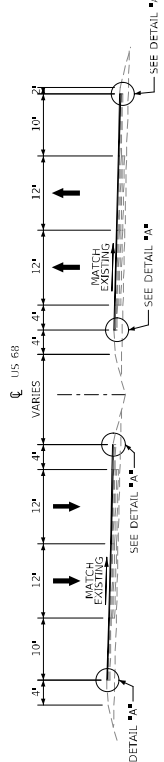
ITEM NO. 08-01-010
SHEET NO. 09

COUNTY OF WARREN

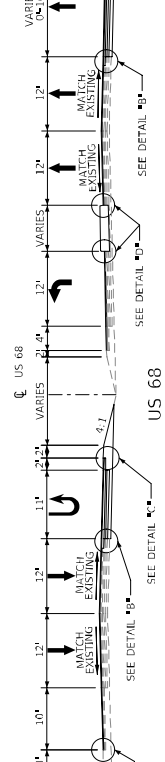
TYPICAL SECTIONS



US 68
STA 100+00 TO STA 100+97
NORMAL SECTION



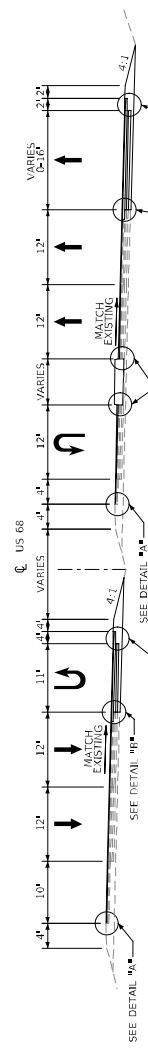
US 68
STA 109+11 TO STA 113+23
NORMAL SECTION



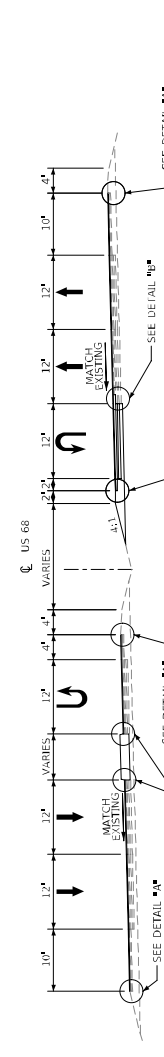
US 68
STA 100+00 TO STA 100+97
SUPERELEVATED SECTION



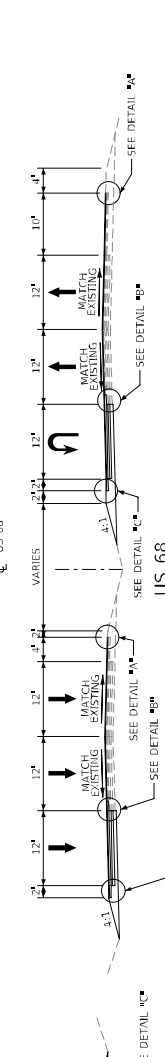
US 68
STA 100+97 TO STA 116+68
NORMAL SECTION



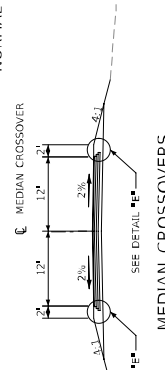
US 68
STA 100+97 TO STA 116+68
SUPERELEVATED SECTION



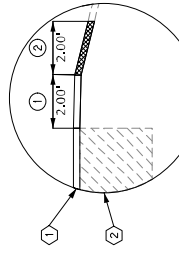
US 68
STA 116+68 TO STA 121+72
SUPERELEVATED SECTION



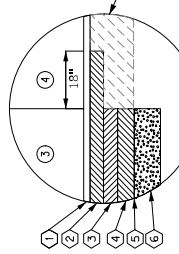
US 68
STA 121+72 TO STA 128+50
NORMAL SECTION



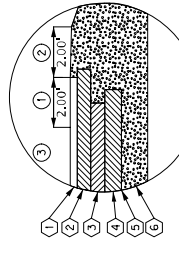
US 68
MEDIAN CROSSOVERS
STA 101+15 AND STA 128+10



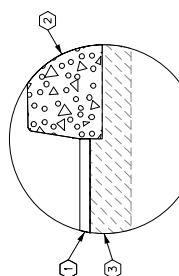
- DETAIL "A"
NOT TO SCALE
- ① PAVED SHOULDER
 - ② EARTH SHOULDER
 - ③ PROPOSED FULL DEPTH PAVEMENT
 - ④ EXISTING PAVEMENT



- DETAIL "B"
NOT TO SCALE
- ① 1.50" CL4 ASPH SURF 0.38B PG76+22
 - ② 3.25" CL4 ASPH BASE 1.00D PG64+22
 - ③ 3.25" CL4 ASPH BASE 1.00D PG64+22
 - ④ 4.00" CL4 ASPH BASE 1.00D PG64+22
 - ⑤ FABRIC - GEOTEXTILE CLASS 1A
 - ⑥ 6.00" CRUSHED STONE BASE
 - ⑦ EXISTING PAVEMENT

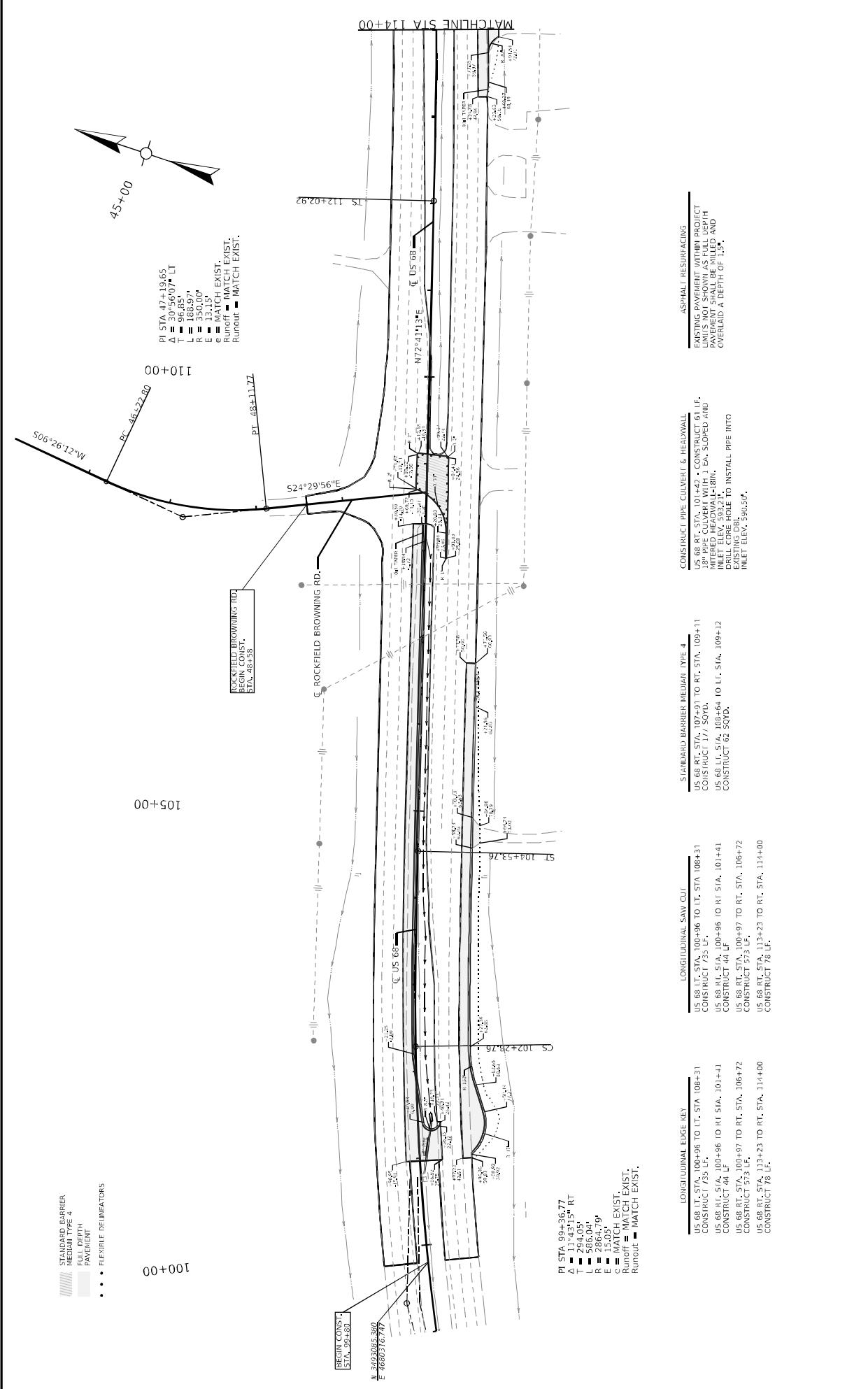


- DETAIL "C"
NOT TO SCALE
- ① 1.50" CL4 ASPH SURF 0.38B PG76+22
 - ② 3.25" CL4 ASPH BASE 1.00D PG64+22
 - ③ 3.25" CL4 ASPH BASE 1.00D PG64+22
 - ④ 4.00" CL4 ASPH BASE 1.00D PG64+22
 - ⑤ FABRIC - GEOTEXTILE CLASS 1A
 - ⑥ 6.00" CRUSHED STONE BASE



- DETAIL "D"
NOT TO SCALE
- ① 1.50" CL4 ASPH SURF 0.38B PG76+22
 - ② STANDARD BARRIER MEDIAN TYPE 4
 - ③ EXISTING PAVEMENT

<p>COMMONWEALTH OF KENTUCKY DEPARTMENT OF HIGHWAYS</p>	<p>DRAWING TITLE: TYPICAL SECTIONS</p>
<p>FILE NAME: G:\BOSWASH\4209991510248 - US 68 TYPICAL SECTIONS 11171200N</p>	<p>ITEM NO. 08-3010 SHEET NO. 810</p>
<p>US 68</p>	<p>COUNTY OF WARREN</p>



- STANDARD BARRIER
- MEDIUM TYPE 4
- PULL DEPTH PAVEMENT
- FLEXIBLE DELIMITATORS

- PI STA 47+19.65
- Δ 30°56'07" LT
- T 96.85'
- b 186.07'
- E 13.15'
- e MATCH EXIST.
- Runoff MATCH EXIST.
- Runout MATCH EXIST.

BEGIN CONST. STA. 99+80

- PI STA 99+36.77
- Δ 284°03'55" RT
- T 586.00'
- L 586.00'
- R 2864.79'
- E 15.05'
- c MATCH EXIST.
- Runoff MATCH EXIST.
- Runout MATCH EXIST.

LONGITUDINAL EDGE KEY
 US 68 LT. STA. 100+96 TO LT. STA. 108+31
 CONSTRUCT 750' LP.
 US 68 RT. STA. 100+96 TO RT. STA. 101+41
 CONSTRUCT 44' LP.
 US 68 RT. STA. 109+97 TO RT. STA. 106+72
 CONSTRUCT 753' LP.
 US 68 RT. STA. 113+23 TO RT. STA. 114+00
 CONSTRUCT 78' LP.

LONGITUDINAL SAW CUT
 US 68 LT. STA. 100+96 TO LT. STA. 108+31
 CONSTRUCT 750' LP.
 US 68 RT. STA. 100+96 TO RT. STA. 101+41
 CONSTRUCT 44' LP.
 US 68 RT. STA. 109+97 TO RT. STA. 106+72
 CONSTRUCT 753' LP.
 US 68 RT. STA. 113+23 TO RT. STA. 114+00
 CONSTRUCT 78' LP.

STANDARD BARRIER MEDIUM TYPE 4
 US 68 RT. STA. 107+91 TO RT. STA. 109+11
 CONSTRUCT 177' SQD.
 US 68 LT. STA. 108+64 TO LT. STA. 109+12
 CONSTRUCT 62' SQD.

CONSTRUCT PIPE CULVERT & HEADWALL
 US 68 RT. STA. 101+42, CONSTRUCT 61' L.F.
 INTERIOR HEADWALL 18IN. EA. SLOPED AND INLET ELEV. 593.21'.
 DRILL CORE HOLE TO INSTALL PIPE INTO INLET ELEV. 590.57'.

ASPHALT RESURFACING
 EXISTING PAVEMENT WITHIN PROJECT LIMITS SHALL BE MILLED AND OVERLAID A DEPTH OF 1.5\"

COMMONWEALTH OF KENTUCKY
 DEPARTMENT OF HIGHWAYS

DRAWING TITLE: PLAN SHEET

HORIZONTAL SCALE: 1"=50'
 SCALE: 1"=50'

STA 99+80 TO 114+00

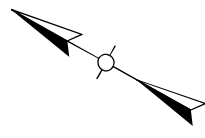
ITEM NO. 08-15-10
 SHEET NO. 77

COUNTY OF WARREN

FILE NAME: S:\BUSINESS\2014\20140805\15 TRUCK- US 68 ROUT PLAN SHEETS 11X17.DWG
 USER: uaf25880

- STANDARD BARRIER
- MEDIUM TYPE 4
- FULL DEPTH PAVEMENT
- FLEXIBLE DELIMITATORS

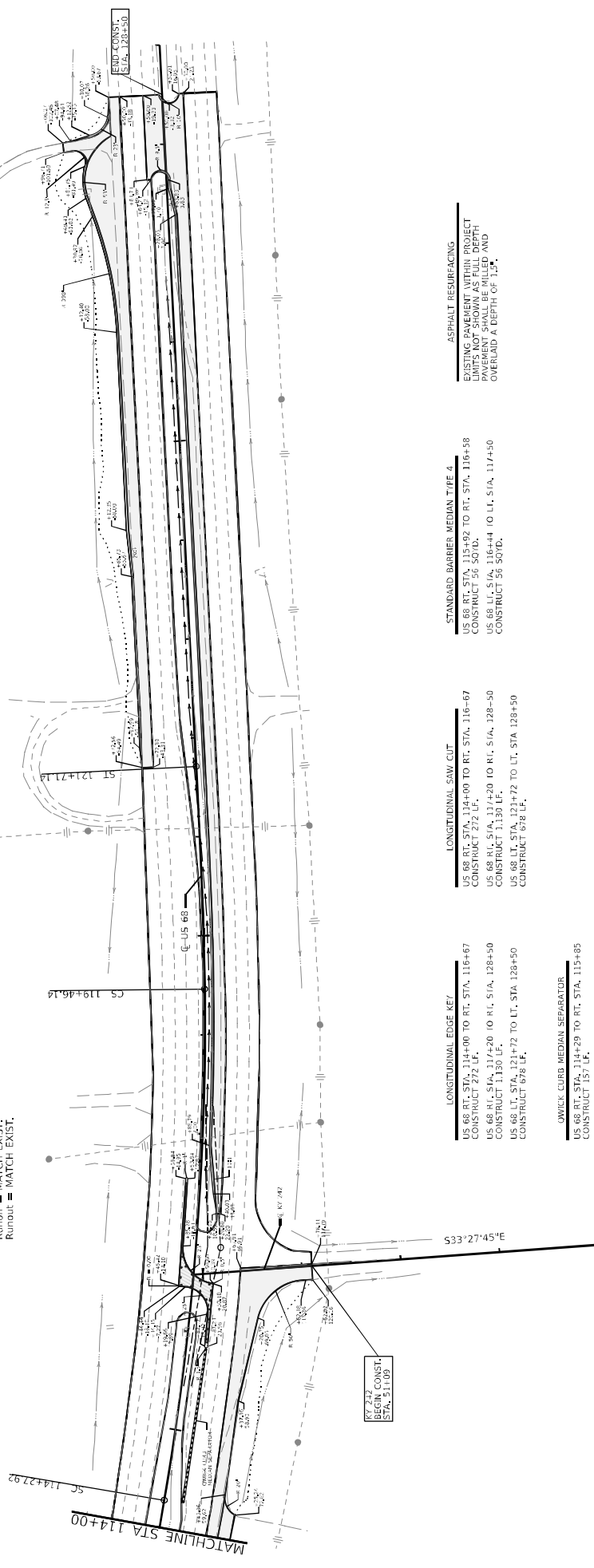
PI STA 116+87.74
 Δ 1072152' LT
 T 259.82'
 L 518.22'
 E 239.67'
 e 239.67'
 e MATCH EXIST.
 Runoff = MATCH EXIST.
 Runout = MATCH EXIST.



125+00

120+00

115+00



ASPHALT RESURFACING

EXISTING PAVEMENT SHALL BE REJECTED UNLESS PROVEN OTHERWISE. FULL DEPTH PAVEMENT SHALL BE MILLED AND OVERLAID A DEPTH OF 1.5".

STANDARD BARRIER MEDIUM TYPE 4

US 68 RT. STA. 116+92 TO RT. STA. 116+58 CONSTRUCT 56 50'D.
 US 68 LT. STA. 116+44 TO LT. STA. 117+50 CONSTRUCT 56 50'D.

LONGITUDINAL SAW CUT

US 68 RT. STA. 114+00 TO RT. STA. 116+67 CONSTRUCT 722 LF.
 US 68 RT. STA. 114+20 TO RT. STA. 128+50 CONSTRUCT 1,130 LF.
 US 68 LT. STA. 121+72 TO LT. STA. 128+50 CONSTRUCT 678 LF.

LONGITUDINAL EDGE KEY

US 68 RT. STA. 114+00 TO RT. STA. 116+67 CONSTRUCT 722 LF.
 US 68 RT. STA. 114+20 TO RT. STA. 128+50 CONSTRUCT 1,130 LF.
 US 68 LT. STA. 121+72 TO LT. STA. 128+50 CONSTRUCT 678 LF.

OWICK CURB MEDIAN SEPARATOR

US 68 RT. STA. 114+29 TO RT. STA. 119+85 CONSTRUCT 157 LF.

HORIZONTAL SCALE: 1"=50'



DRAWING TITLE: PLAN SHEET

COMMONWEALTH OF KENTUCKY
 DEPARTMENT OF HIGHWAYS

ITEM NO. 08-015010
 SHEET NO. R12

STA 114+00 TO 128+50

COUNTY OF WARREN

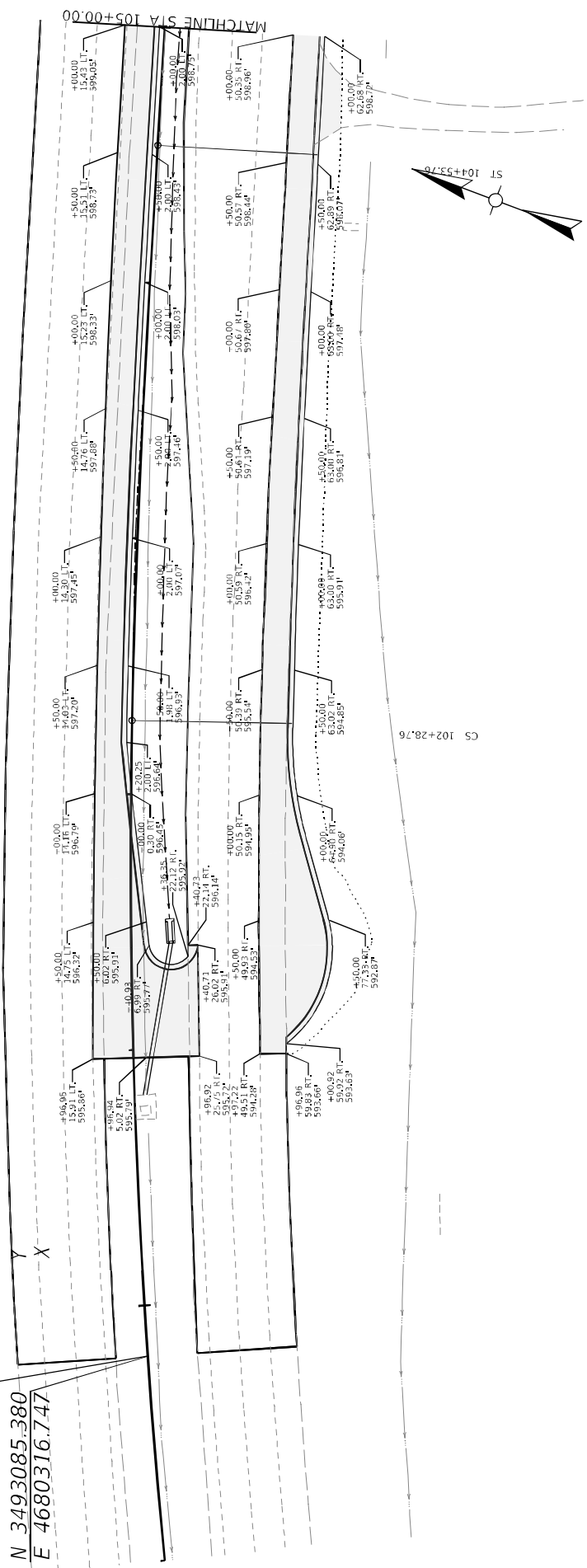
- STANDARD BARRIER
- MEDIAN TYPE 4
- FULL DEPTH PAVEMENT
- FLEXIBLE DELIMITATORS

100+00

105+00

BEGIN CONST.
STA. 99+80

N 3493085.380
E 4680316.747



ITEM NO. 08-1500
SHEET NO. R13

STA 99+80 TO 105+00



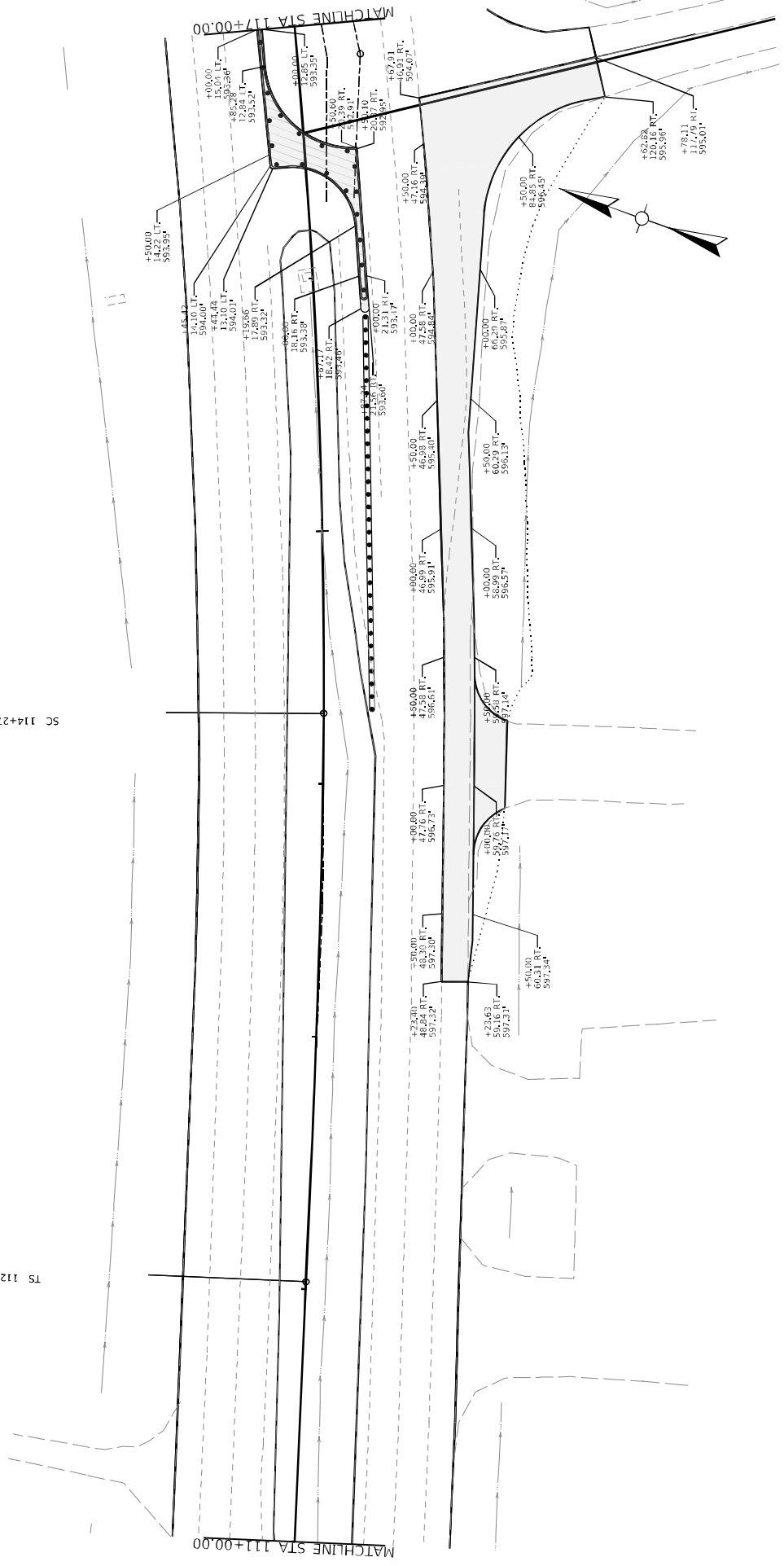
HORIZONTAL SCALE: 1"=20'

DRAWING TITLE: DETAIL SHEET

COMMONWEALTH OF KENTUCKY
DEPARTMENT OF HIGHWAYS

- STANDARD BARRIER
- MEDIAN TYPE 4
- FULL DEPTH PAVEMENT
- FLEXIBLE DELIMITATORS

TS 112+02.92
SC 114+27.92
115+00

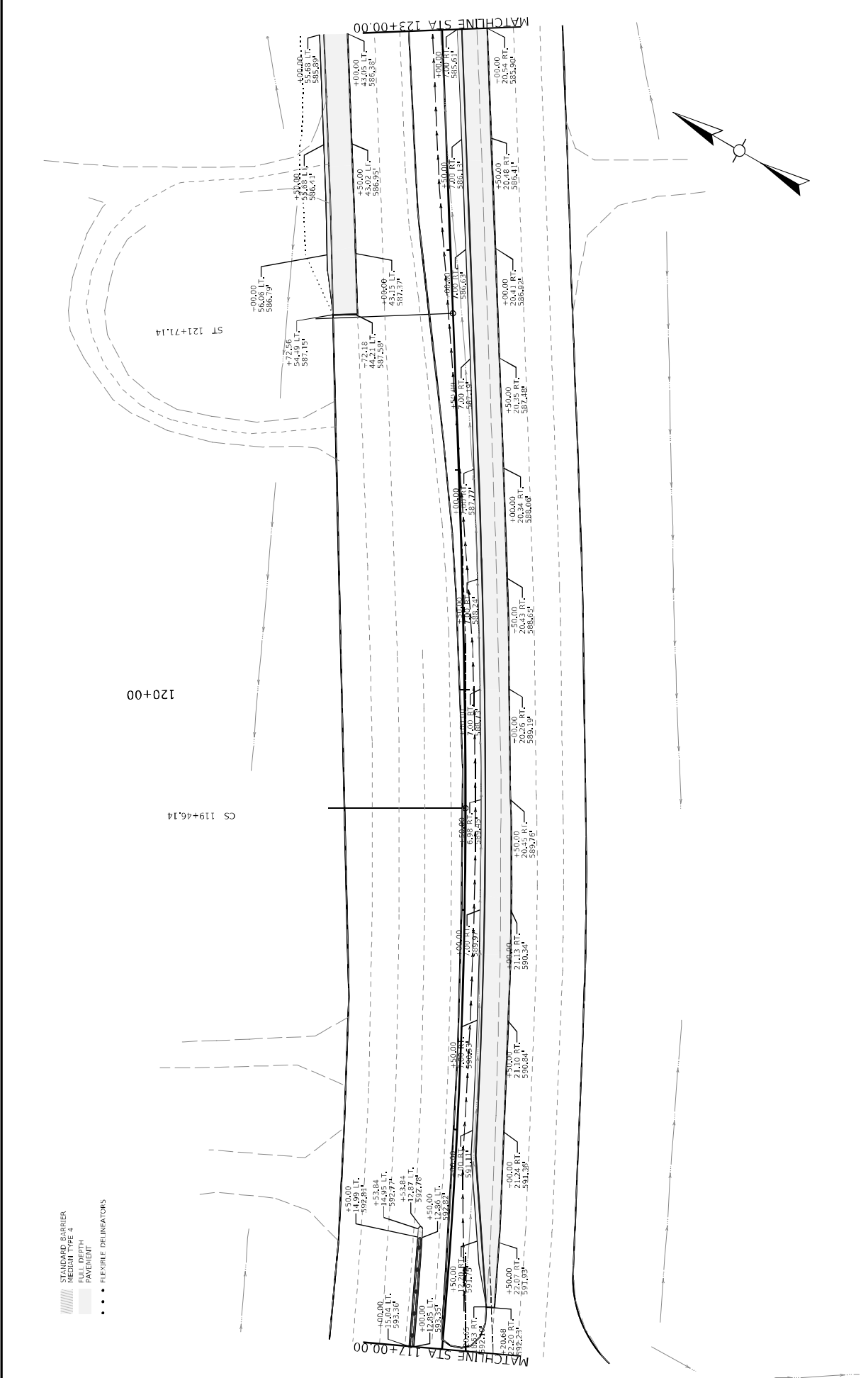


 COMMONWEALTH OF KENTUCKY DEPARTMENT OF HIGHWAYS	DRAWING TITLE: DETAIL SHEET	HORIZONTAL SCALE: 1"=20' 	STA 111+00 TO 117+00	COUNTY OF WARREN
			ITEM NO. 08-15(118)	SHEET NO. R15

FILE NAME: C:\BMS\BMS\CA\11420292\0801(118) R15 - US 88 RCOT DETAIL SHEETS T117.DWG

USER: uaf25830

OpenRoads Designer v10.16.287



ITEM NO. COUNTY OF WARREN
 08-01(118) SHEET NO. R16

STA 117+00 TO 123+00

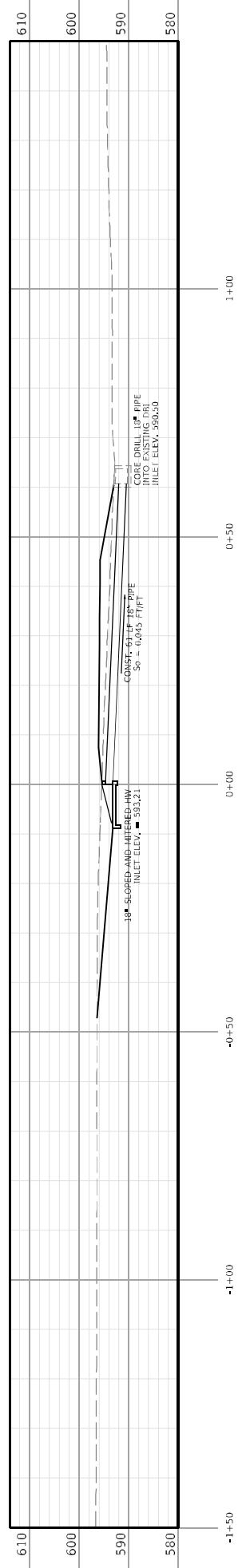
HORIZONTAL SCALE: 1"=20'

DRAWING TITLE: DETAIL SHEET

COMMONWEALTH OF KENTUCKY
 DEPARTMENT OF HIGHWAYS

FILE NAME: S:\BMS\HSIP\0801\2008\0801-08-01\0801 DETAIL SHEETS\T117.DWG
 USER: uaf72880

PIPE DRAINAGE SHEET 1 OF 1			
CULVERT PIPE	MAX COVER	DESIGN PH LEVEL	SLOPED AND MITERED HEADWALL 18 IN EACH
	18"		
LINEAR FEET		3.1	1



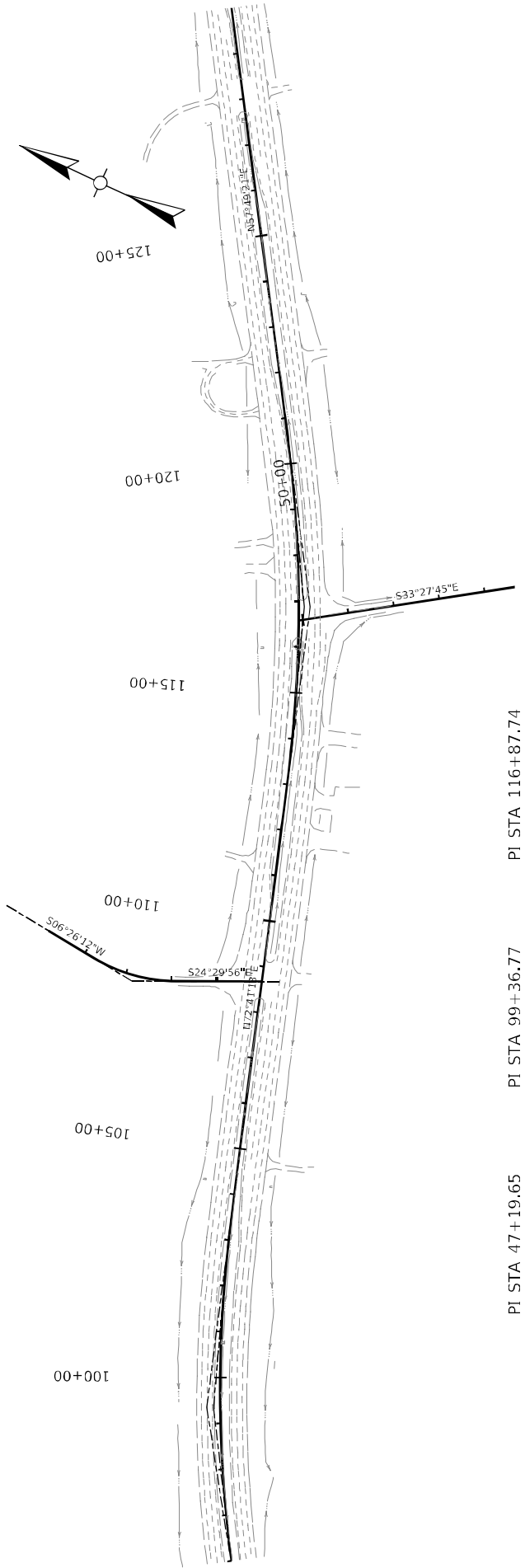
STA 101+12
@ 78°08'21" SKEW LT.

 COMMONWEALTH OF KENTUCKY DEPARTMENT OF HIGHWAYS	DRAWING TITLE: PIPE PROFILE SHEET	HORIZONTAL SCALE: 1"=40' VERTICAL SCALE: 1"=4'	STA 101+12	COUNTY OF WARREN
		USER: uaf72630	SHEET NO. 4	SHEET NO. 4

GEOMETRIC DATA - KY 242			
NAME	Station	Northing (Y)	Easting (X)
POB	49+90.51	3493626.64	4681903.22
POE	55+60.87	3493150.82	4682217.72

GEOMETRIC DATA - ROCKFIELD BROWNING ROAD			
NAME	Station	Northing (Y)	Easting (X)
POB	43+73.60	3493972.25	4681077.30
PC	46+22.80	3493724.62	4681049.37
PI	47+19.65	3493628.38	4681038.51
PT	48+11.77	3493540.25	4681078.67
POE	49+97.28	3493371.44	4681155.60

GEOMETRIC DATA - US 68			
NAME	Station	Northing (Y)	Easting (X)
POB	63+71.52	3491122.89	4677290.39
TS	94+17.72	3492805.70	4679829.58
SC	96+42.72	3492927.52	4680018.73
PI	99+36.77	3493080.22	4680270.02
CS	102+28.76	3493178.68	4680547.09
ST	104+53.76	3493248.44	4680760.99
TS	112+02.92	3493471.38	4681476.21
SC	114+27.92	3493541.14	4681690.10
PI	116+87.74	3493628.14	4681934.93
CS	119+46.14	3493757.76	4682160.10
ST	121+71.14	3493875.08	4682352.08
POE	146+47.40	3495193.79	4684447.99



PI STA 47+19.65
 $\Delta = 30^\circ 56' 07''$ LT
 T = 96.85'
 L = 188.97'
 R = 350.00'
 E = 13.15'

PI STA 99+36.77
 $\Delta = 11^\circ 43' 15''$ RT
 T = 294.05'
 L = 586.04'
 R = 2864.79'
 E = 15.05'

PI STA 116+87.74
 $\Delta = 10^\circ 21' 52''$ LT
 T = 259.82'
 L = 518.22'
 R = 2864.79'
 E = 11.76'

ITEM NO. 54293001
 SHEET NO. R19
 COUNTY OF WARREN

DRAWING TITLE: GEOMETRIC DATA

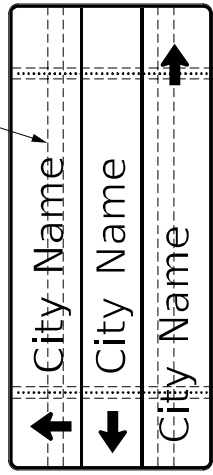
COMMONWEALTH OF KENTUCKY
 DEPARTMENT OF HIGHWAYS

USER: usg72880

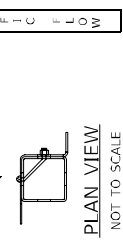
FILE NAME: S:\BUSINESS\US\4293001\118-KY-68 ROUTE GEOMETRIC DATA 11X17.DWG



SEE SHEETING SIGN DETAIL SHEET 2 OF 2 FOR BRACING REQUIREMENTS

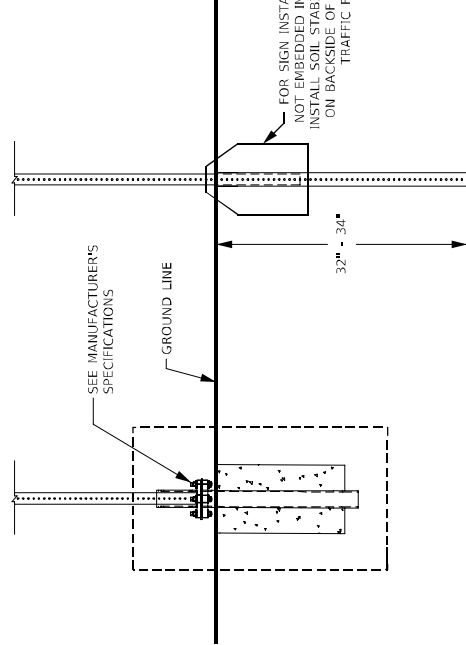


NOTE: SEE SIGN DETAIL SHEETS FOR QUANTITY, LENGTH, SIZE AND GAUGE OF TYPE I POSTS



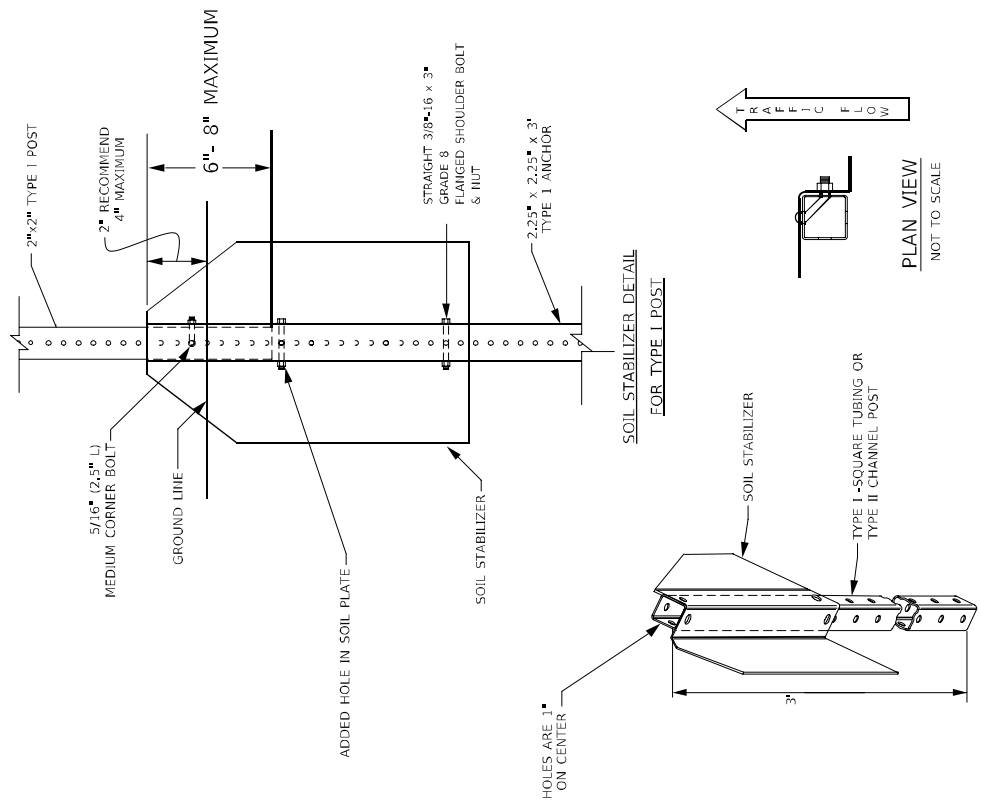
PLAN VIEW NOT TO SCALE

PLAN VIEW NOT TO SCALE



TYPE I SQUARE TUBING POST WITH TYPE "D" SUPPORT

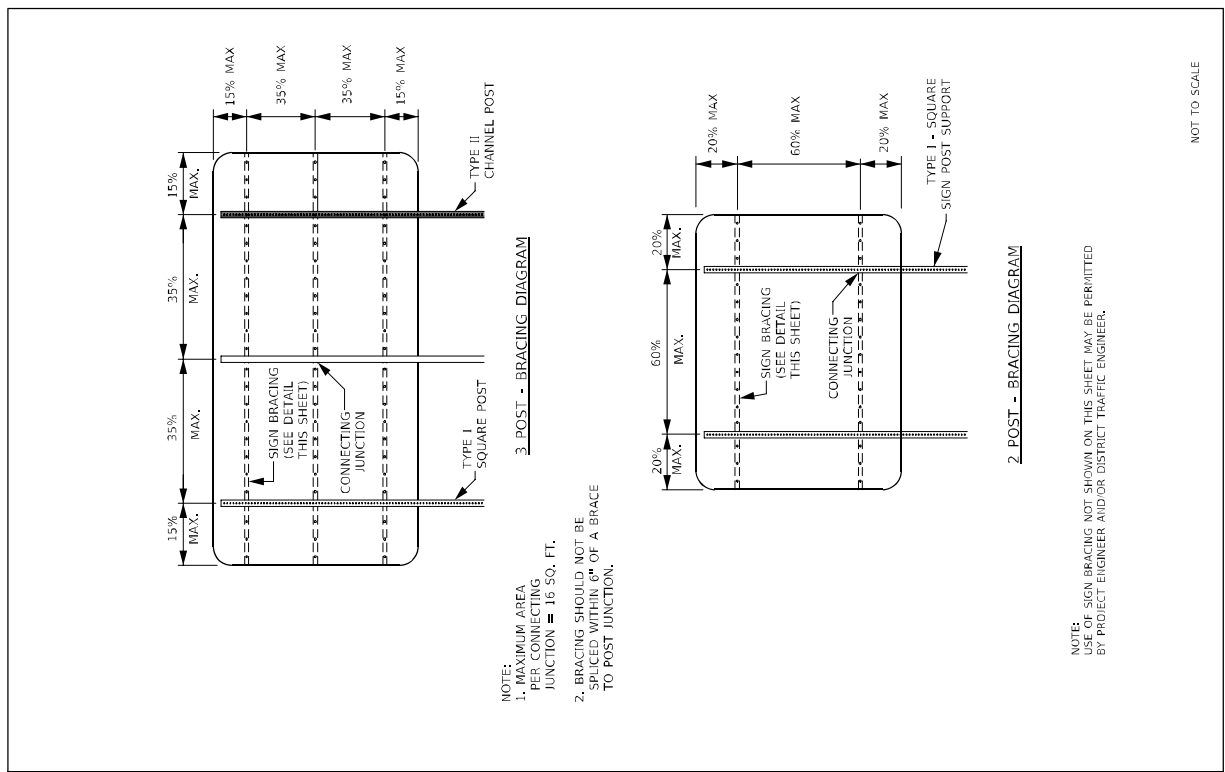
TYPE II CHANNEL POST WITH SOIL STABILIZER



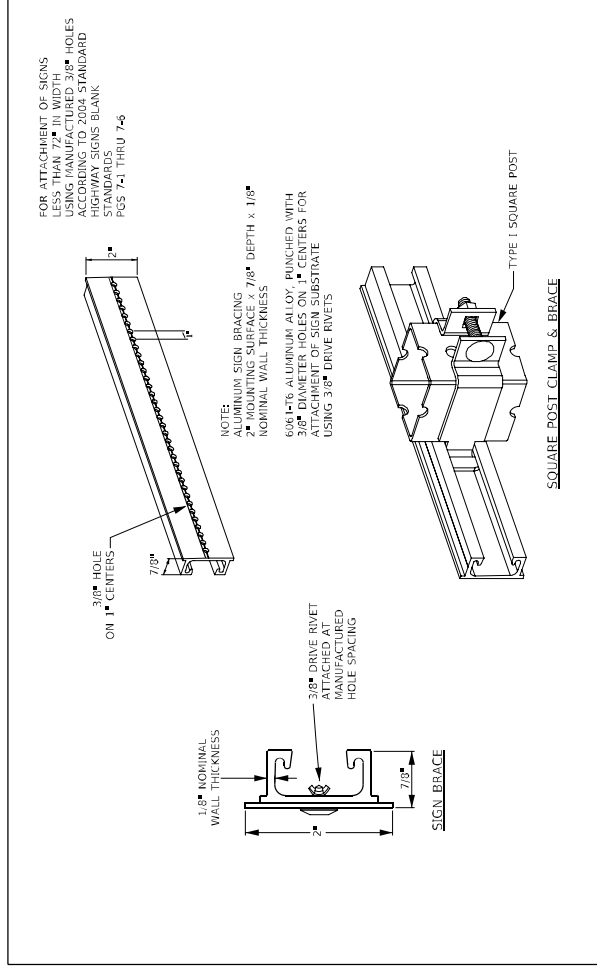
SOIL STABILIZER DETAIL FOR TYPE I POST

SOIL STABILIZER DETAIL

PLAN VIEW NOT TO SCALE

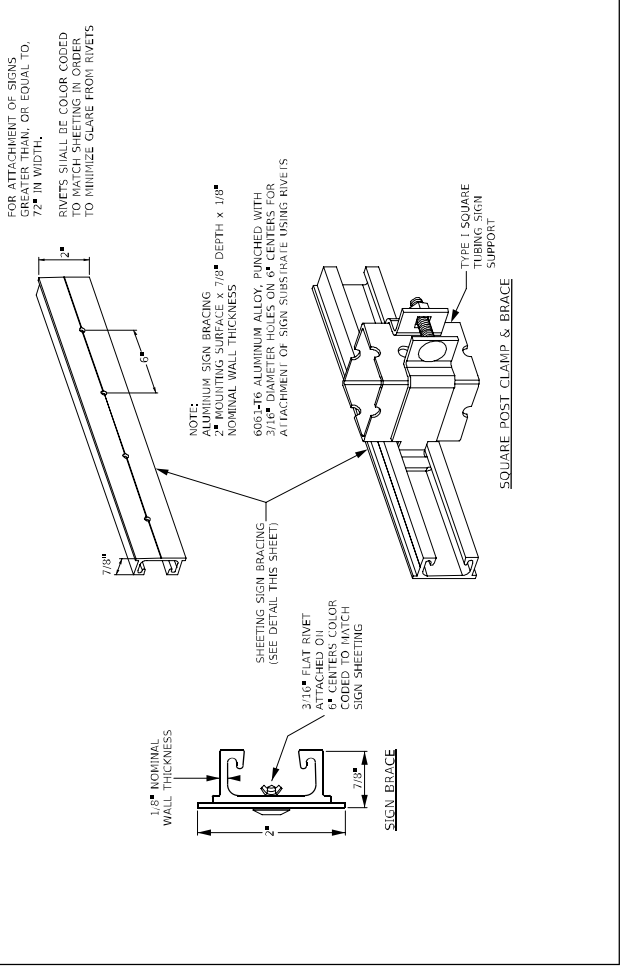


NOTE:
1. MAXIMUM AREA PER CONNECTING JUNCTION = 16 SQ. FT.
2. BRACING SHOULD NOT BE SPLICED WITHIN 6" OF A BRACE TO POST JUNCTION.



FOR ATTACHMENT OF SIGNS LESS THAN 24" TO 36" IN WIDTH USE 1/2" ALUMINUM TUBING SIGNS ACCORDING TO 2004 STANDARD HIGHWAY SIGNS BLANK STANDARDS PGS 7-1 THRU 7-5

NOTE:
1. ALUMINUM SIGN BRACING 2" MOUNTING SURFACE x 7/8" DEPTH x 1/8" NOMINAL WALL THICKNESS
2. 6061-T6 ALUMINUM ALLOY, PUNCHED WITH 3/8" DIAMETER HOLES ON 1" CENTERS FOR ATTACHMENT OF SIGN SUBSTRATE USING 3/8" DRIVE RIVETS



NOTE:
USE OF SIGN BRACING NOT SHOWN ON THIS SHEET MAY BE PERMITTED BY PROJECT ENGINEER AND/OR DISTRICT TRAFFIC ENGINEER.

NOT TO SCALE


DRAWING TITLE: SHEETING SIGN DETAIL SHEET 2 OF 2

COMMONWEALTH OF KENTUCKY
DEPARTMENT OF HIGHWAYS

ITEM NO. 034-35(0) SHEET NO. R23

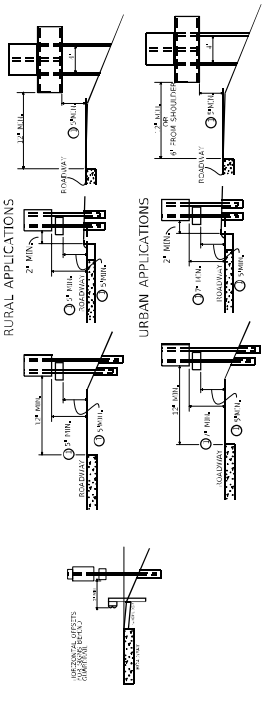
COUNTY OF WARREN

PANEL SIGNS



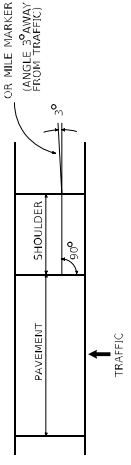
ATTACHMENT OF SECONDARY SIGN TO MAJOR SIGN IS TO BE MADE WITH TWO (2) 3/8" X 3/8" ANGLES OF SUFFICIENT SIZE. A MINIMUM OF ONE POST CLIP PER FOOT SHALL BE USED IN ATTACHING EXTENSIONS TO EACH ANGLE.

SHEETING SIGNS



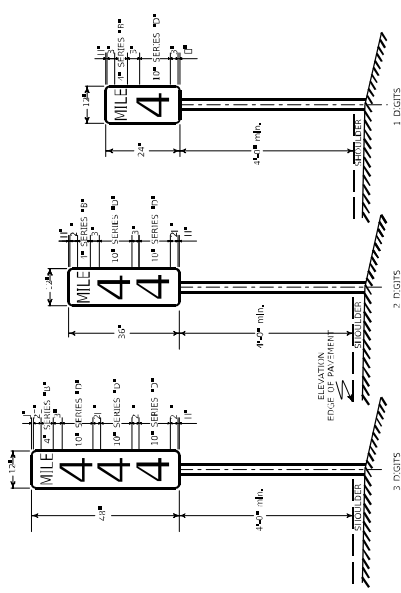
NOTES: SHOULD A SIGN BE LOCATED AT A POINT WHERE GUARDRAIL IS CALLED FOR OR EXISTING, ALL SIGN SUPPORTS SHALL BE PLACED BEHIND THE GUARDRAIL AND LATERAL OFFSET SHALL BE MEASURED FROM THE GUARDRAIL.
 NOT TO EXCEED 6" IN URBAN AREAS AND 6" IN RURAL AREAS UNLESS SPECIFIED BY THE ENGINEER

ORIENTATION ANGLE



NOT TO SCALE

MILEPOST MARKERS



SIGNING SPECIFICATION NOTES

THE FOLLOWING PUBLICATIONS ARE APPLICABLE TO THE WORK DESCRIBED HEREIN:

KENTUCKY DEPARTMENT OF HIGHWAYS STANDARD SPECIFICATIONS FOR ROAD AND BRIDGE CONSTRUCTION (CURRENT EDITION) • FEDERAL HIGHWAY ADMINISTRATION STANDARD HIGHWAY SIGNS AND MARKINGS (CURRENT EDITION) • FEDERAL HIGHWAY ADMINISTRATION MANUAL ON UNIFORM TRAFFIC CONTROL DEVICES (CURRENT EDITION) • FEDERAL HIGHWAY ADMINISTRATION

SCOPE OF WORK

TO FURNISH, FABRICATE AND ERECT IN PLACE ALL MATERIALS NECESSARY TO FORM COMPLETE SIGNS AS INDICATED AT LOCATIONS DESCRIBED ELSEWHERE IN THESE PLANS. NEW SIGNS ARE TO BE INSTALLED AT EXISTING LOCATIONS UNLESS OTHERWISE NOTED ON THE PLANS.

SIGN SUBSTRATES

SIGN SUBSTRATES SHALL CONFORM TO SECTION 833 OF KENTUCKY'S STANDARD SPECIFICATIONS FOR ROAD AND BRIDGE CONSTRUCTION (CURRENT EDITION) AND THESE PLANS. PANEL SIGNS SHALL BE LABELED AS S-#.

SIGN MATERIALS

SIGN SHEETING:
SIGN SHEETING SHALL CONFORM TO SECTION 830 OF KENTUCKY'S STANDARD SPECIFICATIONS FOR ROAD AND BRIDGE CONSTRUCTION (CURRENT EDITION) AND THESE PLANS. ONLY SHEETING ON THE DEPARTMENTS LIST OF APPROVED MATERIALS SHALL BE USED.
ALL RETROREFLECTIVE MATERIALS SHALL BE FABRICATED AND ASSEMBLED IN ACCORDANCE WITH MANUFACTURER'S SPECIFICATIONS AND/OR RECOMMENDATIONS.

PERMANENT SIGNS AND SIGN COMPONENTS SHALL BE FABRICATED USING TYPE XI SHEETING;
THE FOLLOWING SIGNS SHALL BE FABRICATED USING TYPE XI FLUORESCENT YELLOW SHEETING:
• HORIZONTAL ALIGNMENT SIGNS AND PLAQUES
• WARNING MESSAGES ON PANEL SIGNS

THE FOLLOWING SIGNS SHALL BE FABRICATED USING TYPE XI FLUORESCENT YELLOW-GREEN SHEETING:

- ALL SCHOOL AND SCHOOL BUS WARNING SIGNS.
- BICYCLE WARNING SIGNS AND "SHARE THE ROAD" PLAQUES OR DIAGONAL DOWNWARD POINTING ARROW PLAQUES THAT SUPPLEMENT BICYCLE WARNING SIGNS.
- PEDESTRIAN WARNING SIGNS AND DIAGONAL DOWNWARD POINTING ARROW PLAQUES THAT SUPPLEMENT PEDESTRIAN WARNING SIGNS.
- STREET PEDESTRIAN CROSSING (R-60) SIGNS AND OVERHEAD PEDESTRIAN CROSSING (R1-6)
- SUPPLEMENTAL PLAQUES TO ANY OF THE PREVIOUSLY LISTED FLUORESCENT YELLOW-GREEN SIGNS LISTED ABOVE

ALL OTHER PERMANENT SIGNS (INCLUDING THE BACKGROUNDS OF PANEL SIGNS) SHALL BE FABRICATED USING TYPE XI SHEETING.

LETTERS, SYMBOLS, AND BORDERS

LETTERS, SYMBOLS, AND BORDERS ARE TO BE APPLIED TO THE SIGN FACE USING THE "PUNCT APPLICATION" METHOD.
PANEL OVERLAY SECTIONS SHALL BE APPLIED WITH A MINIMUM DIAMETER OF 3/16 INCH, AND TILE LENGTH SHALL BE AS NECESSARY TO PROPERLY APPLY COPY IN A WORKMANLIKE MANNER.

HARDWARE

ALL HARDWARE FOR THE ASSEMBLY OF PANEL SIGNS AND THE ATTACHMENT OF THESE SIGNS TO THEIR SUPPORTS SHALL BE AS RECOMMENDED BY THE PANEL MANUFACTURER. PLACEMENT OF POST CLIP SHALL BE AS SHOWN ON THE SIGNING MISCELLANEOUS DETAIL SHEET.

ALL HARDWARE FOR THE ERECTION OF SHEETING SIGNS SHALL BE CADMIUM PLATED STEEL IN ACCORDANCE WITH ASTM A307 AND ASTM A-307.

FOUNTS

CHARVIEW S-W SHALL BE USED FOR PLATE NAMES AND DESTINATIONS COMPRISED OF A MIX OF UPPER AND LOWER CASE LETTERS. STANDARD ALPHABETS SHALL BE USED FOR ALL OTHER TEXT ON PANEL GUIDE SIGNS.

GROUND-MOUNTED SIGN SUPPORTS

GENERAL:
ALL SIGNS SHALL BE POSITIONED AS SHOWN ON THE POSITIONING DETAIL SHEET. ALL BEAMS AND POSTS SHALL BE OF SUFFICIENT LENGTHS TO EXTEND FROM THE TOP OF THE SIGN TO THE REQUIRED BASE EMBEDMENT. EXISTING BEAMS ON WHICH SHEETING SIGNS ARE ATTACHED SHALL BE REMOVED AND REPLACED WITH TYPE I OR TYPE II POSTS, UNLESS THEY ARE LOCATED WITHIN GUARDRAIL.

BEAMS:

ALL BEAMS SHALL BE EITHER TYPE "A" (STANDARD BEAM INSTALLATION) OR TYPE "B" (BREAKAWAY SIGN POST SUPPORT SYSTEM) INSTALLATION. TYPE "A" BEAMS ARE SHOWN ON THE PANEL SIGN DETAIL SHEET AND TYPE "B" BEAMS ARE SHOWN ON THE BREAKAWAY SIGN SUPPORT SYSTEM DETAIL SHEET. ONLY BREAKAWAY TYPE "B" BEAM SUPPORT SYSTEMS SHALL BE USED. A COMPLETE LIST OF APPROVED MATERIALS SHALL BE USED. THE TYPE AND SIZE OF BEAM TO BE USED SHALL BE INDICATED FOR EACH PANEL SIGN ON THE SIGN DETAIL SHEETS. BEAM LENGTHS INCLUDED IN THESE PLANS ARE FOR INFORMATIONAL PURPOSES ONLY. THE CONTRACTOR SHALL TAKE FIELD MEASUREMENTS AT EACH SIGN LOCATION AND CROSS SECTIONS SHALL BE DEVELOPED TO VERIFY BEAM LENGTHS, WITH ANY DISCREPANCIES BROUGHT TO THE ATTENTION OF THE ENGINEER FOR RESOLUTION.

STEEL POSTS:

TYPE I STEEL POSTS SHALL BE EITHER STANDARD INSTALLATION IN SOIL WITH SOIL STABILIZER, OR TYPE "D" (BREAKAWAY SIGN POST SUPPORT SYSTEM INSTALLATION). ONLY BREAKAWAY TYPE "D" POST SYSTEMS ON THE DEPARTMENT'S LIST OF APPROVED MATERIALS SHALL BE USED. BRACING, IF REQUIRED, SHALL BE INCIDENTAL TO TYPE I POST.

TYPE II POST SHALL BE STANDARD INSTALLATION IN SOIL WITH A SOIL STABILIZER. INSTALLATION PROCEDURES AND BRACING REQUIREMENTS ARE DETAILED ON THE SHEETING SIGN DETAIL SHEET.

ALL STEEL POSTS MUST MEET THE REQUIREMENTS OF SECTION 832 OF THE STANDARD SPECIFICATIONS FOR ROAD AND BRIDGE CONSTRUCTION.

ALIGNED MARKERS AND ENHANCED REFERENCE MARKERS

MARKER (MARKERS AND ENHANCED REFERENCE) LOCATION SIGNS SHALL CONFORM TO THE GENERAL REQUIREMENTS SET FORTH IN THE MANUAL ON UNIFORM TRAFFIC CONTROL DEVICES (CURRENT EDITION). ADDITIONAL REQUIREMENTS ARE GIVEN ON THE SIGNING POSITIONING DETAIL SHEET AND ENHANCED REFERENCE LOCATION SIGNS DETAIL SHEET.

FOR THE LOUISVILLE AREA, FINAL LOCATION OF ENHANCED REFERENCE LOCATION SIGNS SHALL BE DETERMINED BY THE CONTRACTOR. THE CONTRACTOR SHALL MAINTAIN AT LEAST TWO WEEKS IN ADVANCE OF BEGINNING WORK ON THIS ITEM:

- 90 WEST MAIN STREET
- 502-582-4633
- 276-207-2456

MEDIAN CROSSOVER SIGNS

THE CONTRACTOR SHALL INSTALL 48" X 48" NO. 10 TURN SIGNS (R-4) AT EACH MEDIAN CROSSOVER. THIS IS TO BE DONE WHETHER ALL NEEDED INSTALLATIONS ARE MENTIONED IN THE FOLLOWING SHEETS OR NOT. AT CROSSOVERS ON MEDIANS SIXTY FEET (60') WIDE OR LESS, THE SIGNS SHALL BE ROUNDED PERPENDICULAR TO THE ROADWAY ON THE SAME POSTS IN THE CENTER OF THE MEDIAN, ONE FACING TRAFFIC IN EACH DIRECTION. CROSSOVERS ON MEDIANS OVER SIXTY FEET WIDE, THE SIGNS SHALL BE PLACED AT THE MEDIAN SHOULDER ON THE FAR SIDE OF THE CROSSOVER. ONE FACING TRAFFIC IN EACH DIRECTION. FOR ADDITIONAL GUIDANCE, SEE SEPIA DRAWING FOR FLEXIBLE DELINEATOR POST ARRANGEMENT FOR INTERCHANGE RAMPS AND CROSSOVERS.

CONCRETE BASES

ALL CONCRETE BASES SHALL BE OF CLASS "A" CONCRETE FOR SIGNS AND SHALL BE AS SHOWN ELSEWHERE IN THESE PLANS. ALL CONCRETE BASES AND FOOTINGS IS INCIDENTAL TO THE ERECTION OF SIGNING SHEETING SIGNS.

CONCRETE BASES (CONTINUED)

WHERE THE REMOVAL OF OVERHEAD STRUCTURE CONCRETE BASE IS CALLED FOR, THE BASE IS TO BE REMOVED TO A MINIMUM OF ONE FOOT (1') BELOW THE GROUND LINE, BACKFILLED TO EXISTING GROUND LINE, AND THE "VOID" AREAS REINFORCED.

WHERE THE REMOVAL OF BEAM SIGN SUPPORTS IS CALLED FOR, THE BEAM AND ANY CONCRETE PROTECTING ABOVE THE GROUND LINE ARE TO BE CUT OFF A MINIMUM OF ONE FOOT (1') BELOW EXISTING GROUND LINE OR THE ENTIRE BEAM AND CONCRETE BASE ARE TO BE REMOVED COMPLETELY AND BACKFILLED TO EXISTING GROUND LINE.

SAMPLES, TESTING, ETC.

BEFORE BEGINNING INSTALLATION, THE CONTRACTOR SHALL FURNISH TO THE PROJECT ENGINEER DRAWINGS, DESCRIPTIONS, MANUFACTURER'S CUTS, FOR WRITTEN APPROVAL OF ALL MATERIALS TO BE USED. MILL TEST REPORTS FOR BEAMS, STEEL PANELS, AND EACH DIFFERENT GAUGE OF ALUMINUM OR STEEL SHEETING (ISH) MUST BE SUBMITTED TO THE DIVISION OF CONSTRUCTION AND APPROVED PRIOR TO ERECTION.

MISCELLANEOUS

THE COST FOR REMOVING EXISTING PANEL SIGNS SHALL BE INCIDENTAL TO THE COST OF THE PROJECT.
ON SHEETING SIGNS WHERE THERE ARE MORE THAN ONE SIGN ASSEMBLY MOUNTED BESIDE EACH OTHER, THE POSTS SHALL BE SPACED TO PROVIDE APPROXIMATELY SIX INCHES (6") OF SPACING BETWEEN SIGNS.
CLEARING AND GRUBBING, AND TREE TRIMMING, WHEN REQUIRED FOR CONSTRUCTION OR VISIBILITY OF SIGNS, SHALL BE INCIDENTAL TO THE CONTRACT.

SIGN COVERING IS NOT RECOMMENDED, HOWEVER, IF IT IS ABSOLUTELY NECESSARY, COVER THE SIGN FACE REMOVABLY FOLLOWING ERECTION. USE CAUTION SINCE SOME COVERINGS MAY CAUSE PERMANENT DAMAGE TO THE SIGN FACE FOLLOWING EXPOSURE TO MOISTURE, SUNLIGHT, ETC. POROUS CLOTH OR GEOTEXTILE FABRIC COVERS WHICH ARE FOLDED OVER THE SIGN EDGES AND SECURED AT THE BACK OF THE SIGN HAVE BEEN USED SUCCESSFULLY FOR LIMITED PERIODS. DO NOT USE TAPE, PAPER, PLASTIC, OR SHEET METAL COVERS. ANY SIGNS THAT ARE DAMAGED AS A RESULT OF COVERING SHALL BE REPLACED BY THE CONTRACTOR AT NO ADDITIONAL COST TO THE DEPARTMENT.

TYPE I AND II STEEL POSTS IN SOIL SHALL BE DRIVEN 32" TO 34" BELOW THE GROUND LINE AS SHOWN, HOWEVER, IF SOIL ROCK IS ENCOUNTERED, THE CONTRACTOR SHALL DRILL THROUGH OF THE REQUIRED DEPTH INTO THE ROCK AND BACKFILL WITH CONCRETE. CONCRETE COSTS SHALL BE INCIDENTAL TO STEEL POST, AND SOIL STABILIZERS WILL NOT BE REQUIRED.

ANY AREA DISTURBED SHALL BE SIDE GRADED TO THE EXISTING SLOPES AND RESEDED AS DIRECTED BY THE ENGINEER, AT NO ADDITIONAL COST TO THE DEPARTMENT.
REMOVE AND DO NOT REPLACE THE WHITE ON BLUE GENERAL SERVICES SIGNS AT THE EXIT RAMP TERMINALS, EMERGENCY STOPPING ONLY SIGNS, AND THE ROUTE MARKER THAT IS LOCATED INSIDE THE INTERCHANGE PAST THE EXIT GORE AREA.

INSTALLATION OF ADVISORY EXIT AND RAMP SPEED SIGNS (W332 AND W133) SHALL CONFORM TO THE MANUAL ON UNIFORM TRAFFIC CONTROL DEVICES (MUTCD).

ALL EXISTING SHEETING SIGNS WITHIN THE LIMITS OF THIS PROJECT ARE TO BE REMOVED AND REPLACED WITH NEW SIGNS AND POSTS. SIGNS AND POSTS SHALL CONFORM TO CURRENT STANDARDS/SPECIFICATIONS. THE COST FOR REMOVING EXISTING SHEETING SIGNS AND POSTS, RELOCATING EXISTING SIGNS AND POSTS TO CONFORM TO THE SIGNING PLANS AND SPECIFICATIONS, AND ALL HARDWARE REQUIRED, SHALL BE INCIDENTAL TO THE PROJECT. IN ADDITION TO REPLACING ALL EXISTING SIGNS, ALL SIGNS SHOWN ON THE SIGNING PLANS MUST BE INSTALLED. FOR SIGN SIZES AND SPECIFICATIONS, SEE THE CURRENT PROJECT SIGNING PLAN DETAIL SHEETS.

THE COST FOR SIGN BRACKETS AND ANY OTHER HARDWARE REQUIRED TO ATTACH NEW SIGNS ON EXISTING TRUSSES AND CANTILEVERS SHALL BE INCLUDED IN THE UNIT PRICE OF SIGN BASE MATERIAL FOR PANEL SIGNS.

Duplicate signs shall not be displayed during the construction of this project.

SHEETING SIGNS (10-1, 10-2, 10-3) EQUAL TO OR LESS THAN 7' X 47' REQUIRE 180 LBS. OF TYPE II POSTS.
THE HORIZONTAL CLEARANCE SHALL BE ON ALL THE SHEETING SIGNS SHOULD BE A MINIMUM OF 12" FROM THE EDGE OF THE SHOULDER TO THE EDGE OF THE SIGN OR A MINIMUM OF 12" FROM THE EDGE OF THE SHOULDER TO THE TRAVELLED WAY AS SHOWN IN THE SIGNING POSITIONING DETAIL SHEET.

IF ANY SIGN IS LOCATED NEAR A LUMINAIRE OR ANOTHER POLE, IT SHALL BE INSTALLED IN ADVANCE OF THE POLE SO THAT THE MOTORISTS VIEW OF THE SIGN WILL NOT BE OBSTRUCTED. SIGNS THAT DO NOT COMPLY WITH THE MUTCD SHALL BE REMOVED BY THE CONTRACTOR AS APPROVED AND DIRECTED BY THE ENGINEER.

6-2-2020



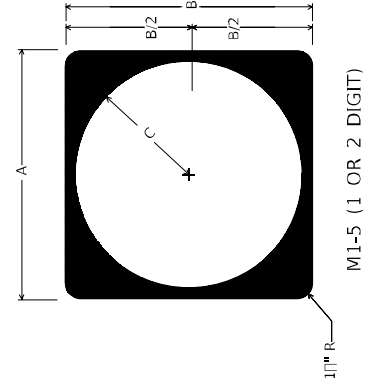

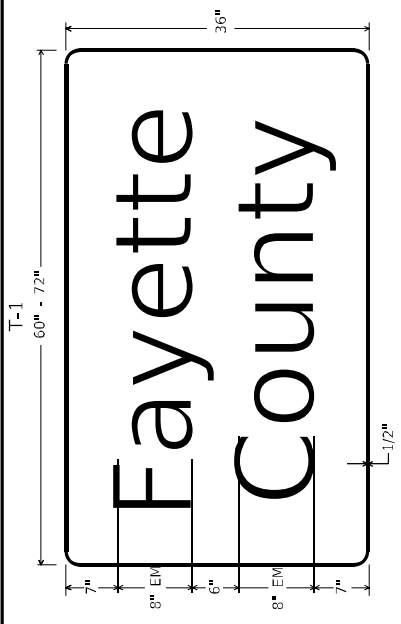
COMMONWEALTH OF KENTUCKY DEPARTMENT OF HIGHWAYS

DRAWING TITLE: SIGNING SPECIFICATION SHEET

FILE NAME: G:\BOSWORTH\4242\0099\915\0242427 - 05 05.TCOT SIGNING STANDARD DRAWINGS LETTER 11/17/2018

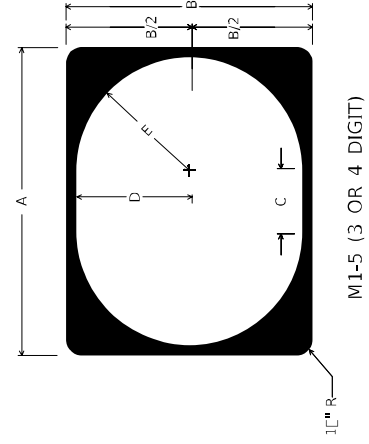
COUNTY OF WARREN

ITEM NO. 02424242 SHEET NO. 026



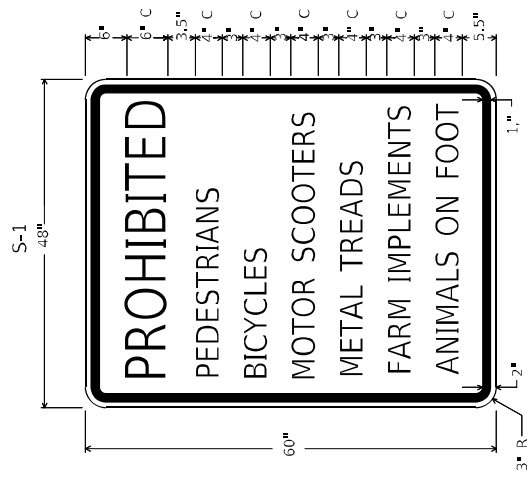
	A	B	C	FONT
CONVENTIONAL	24"	24"	11"	12D
EXPRESSWAY/ FREEWAY	36"	36"	17"	18D

NOTE: FOR ROUTE MARKERS, IF NECESSARY, ADJUSTMENTS TO THE DIGIT LAYOUT AND/OR FONT TYPE MAY BE MADE TO ENSURE VISUAL ACUITY



	A	B	C	D	E	FONT
CONVENTIONAL	30"	24"	6"	11"	11"	3 DIGIT 4 DIGIT 12D 12B
EXPRESSWAY/ FREEWAY	45"	36"	9"	16.5"	16.5"	18D 18B

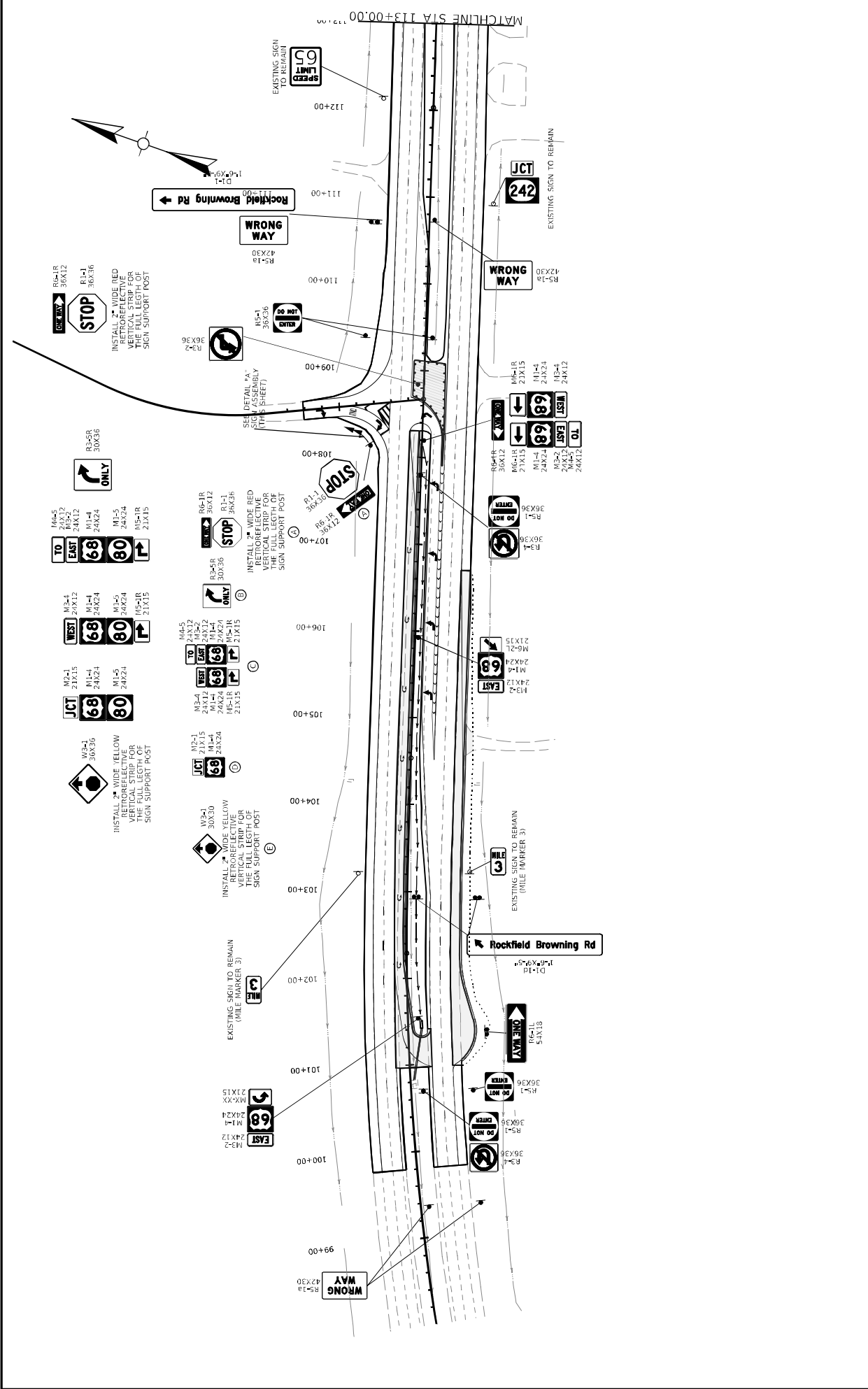
NOTE: EXPRESSWAY/FREEWAY DEFINED AS A DIVIDED HIGHWAY WITH PARTIAL OR FULL CONTROL OF ACCESS



NOT TO SCALE
ITEM NO. 03-15-010
COUNTY OF WARREN
SHEET NO. R27

DRAWING TITLE: TYPICAL SIGNS





COMMONWEALTH OF KENTUCKY
DEPARTMENT OF HIGHWAYS

DRAWING TITLE: SIGNING PLANS

STA 98+00 TO 113+00

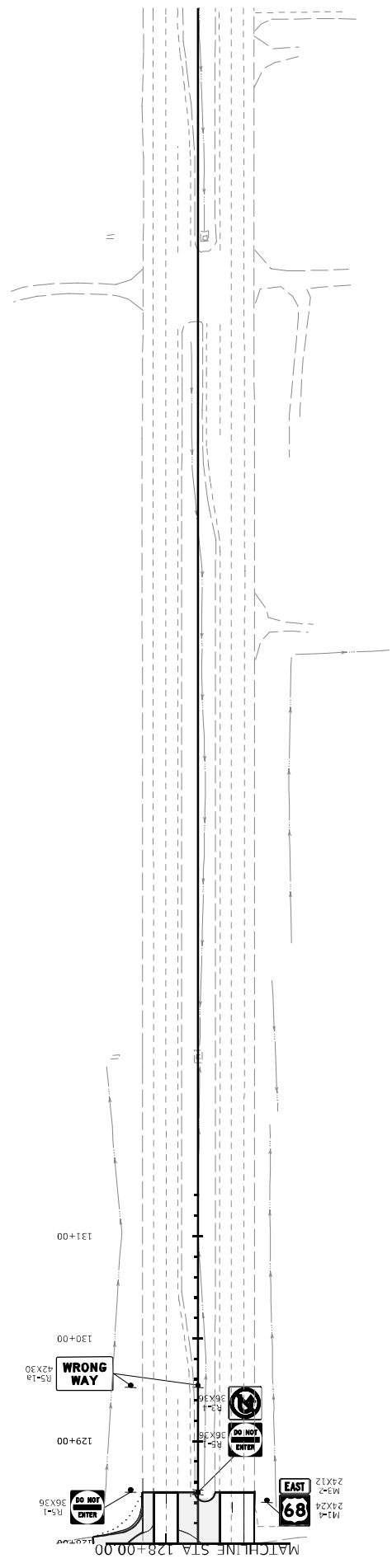
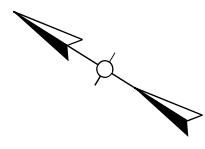
HORIZONTAL SCALE: 1"=50'

ITEM NO. 03-15(118)
SHEET NO. 94

COUNTY OF WARREN

FILE NAME: S:\BMS\WSP\401420308515\6565-08-88 RCUT SIGNING PLANS 11/17/2008

USER: wjg/2580



HORIZONTAL SCALE
SCALE: 1"=50'



STA 128+00 TO 131+00

ITEM NO.
08-15(118)
SHEET NO.
R50

COUNTY OF
WARREN

DRAWING TITLE: SIGNING PLANS

COMMONWEALTH OF KENTUCKY
DEPARTMENT OF HIGHWAYS



FILE NUMBER: SBUS10524(128+00)03(15) TR&S-1 US 88 ROUTE SIGNING PLANS 11/17/2008
USER: uaf/2580

SHEETING SIGNS DETAIL SHEET

SIGN/STATION NUMBER	SIZES & TUBES (INCH)	MESSAGES	SPECIFICATION	SIGN LOCATION		SIZES & TUBES (INCH)	MESSAGES	SPECIFICATION	SIGN LOCATION	
				ROAD	TRAVEL DIRECTION				ROAD	TRAVEL DIRECTION
S-1	42 30		R5-1a	MEDIAN WESTBOUND	US 68	42 30		R5-1a	MEDIAN WESTBOUND	US 68
	99+37									
S-2	42 30		R5-1a	RT	US 68	42 30		R5-1a	RT	US 68
	99+37									
S-3	36 36		R5-1	MEDIAN WESTBOUND	US 68	36 36		R5-1	MEDIAN WESTBOUND	US 68
	100+69									
	100+69									
S-4	36 36		R5-1	RT	US 68	36 36		R5-1	RT	US 68
	100+69									
S-5	54 18		R6-1L	RT	US 68	54 18		R6-1L	RT	US 68
	101+35									
	101+35									
	101+35									
	101+35									
S-6	24 12		M3-2	MEDIAN EASTBOUND	US 68	24 12		M3-2	RT	US 68
	101+56									
	101+56									

*D1-1 AND D1-1d SIGN SIZES SHOWN IN FEET AND INCHES

COMMONWEALTH OF KENTUCKY
DEPARTMENT OF HIGHWAYS

DRAWING TITLE: SHEETING SIGNS DETAIL SHEET

ITEM NO. 08-01-01
SHEET NO. 97

COUNTY OF WARREN

FILE NAME: G:\GIS\SWKS\420099415\03\F04-05 68 (COT) SHEETING SIGN DETAIL SHEETS (1)1.DGN

USER: c0072930

DATE: 11/16/2017

SHEETING SIGNS DETAIL SHEET

SIGNAGE NUMBER	SIZES (INCHES)	MESSAGES	SPECIFICATION	SIGN LOCATION		AT STATION (APPROXIMATE)
				SIDE OF ROAD	FAVOR TRAFFIC TRAVELING	
S-25	36 36		R5-1	RIGHT	NORTHBOUND	116+06
	24 36					
	24 24					
	21 15					
	21 15					
S-26	36 36		R3-4	MEDIAN	WESTBOUND	116+06
	36 36					
S-27	36 36		R5-1	LEFT	WESTBOUND	116+60
S-28	36 12		R6-1R	LEFT	NORTHBOUND	50+68
	36 36					
S-29	30 36		R3-5R	LEFT	NORTHBOUND	SEE SIGNING PLANS FOR LOCATION
S-30	24 12		M3-2	LEFT	NORTHBOUND	SEE SIGNING PLANS FOR LOCATION
	24 24					
	21 15					
	24 12					
	24 12					
	24 12					
	24 24					
	24 24					
	21 15					
	21 15					
S-31			M3-2	RIGHT	NORTHBOUND	117+17
	24 12					
	24 24					
	21 15					
	21 15					
S-32	36 36		R3-4	MEDIAN	WESTBOUND	117+17
	36 36					
S-33			R5-1	LEFT	WESTBOUND	118+00
S-34	30 24		M1-5a	LEFT	WESTBOUND	118+00
	21 15					
	42 30					
S-35			R5-1b	LEFT	EASTBOUND	119+23
S-36	24 12		M3-4	LEFT	EASTBOUND	119+23
	24 24					
	21 15					

*D1-1 AND D1-1d SIGN SIZES SHOWN IN FEET AND INCHES

ITEM NO. 08-01-000
SHEET NO. 99

COUNTY OF WARREN

COMMONWEALTH OF KENTUCKY
DEPARTMENT OF HIGHWAYS

DRAWING TITLE: SHEETING SIGNS DETAIL SHEET

FILE NAME: G:\HSIP\0801\118\0801-118-0099-01\0801-118-0099-01-05-68 (COT) SHEETING SIGN DETAIL SHEETS (1)171.DGN

USER: c00729380

SHEETING SIGNS DETAIL SHEET

SIGN/SECTION NUMBER	SIZES (INCHES)	MESSAGES	SPECIFICATION	SIGN LOCATION			SPECIFICATION	SIGN LOCATION				
				SOE OF ROAD	FACING TRAFFIC	ON ROAD		SOE OF ROAD	FACING TRAFFIC	ON ROAD		
S-37	30 24		M1-5a	LEFT	WESTBOUND	US 68	R-3-4	MEDIAN	WESTBOUND	US 68	122+18	
	21 15											M6-2L
S-38	21 15		M2-1	LEFT	WESTBOUND	US 68	RS-1a	MEDIAN	EASTBOUND	US 68	124+31	
	30 24											M1-5a
S-39	24 12		M3-4	MEDIAN	EASTBOUND	US 68	RS-1a	LEFT	EASTBOUND	US 68	127+29	
	24 24											M1-1
	21 15											
S-40	54 18		R6-1L	LEFT	EB TURNING ONTO WB	US 68	S-				127+68	
S-41	24 12		M3-2	RIGHT	EASTBOUND	US 68	S-				128+40	
	24 24											M1-4
S-42	36 36		R5-1	LEFT	EB TURNING ONTO WB	US 68	S-				128+50	

*D1-1 AND D1-1d SIGN SIZES SHOWN IN FEET AND INCHES

ITEM NO. 08-015010
SHEET NO. 100

COUNTY OF WARREN

COMMONWEALTH OF KENTUCKY
DEPARTMENT OF HIGHWAYS

DRAWING TITLE: SHEETING SIGNS DETAIL SHEET

FILE NAME: G:\HSIP\WARREN\0801\08010009\015010\015010-05-08\1000 SHEETING SIGN DETAIL SHEETS.DWG

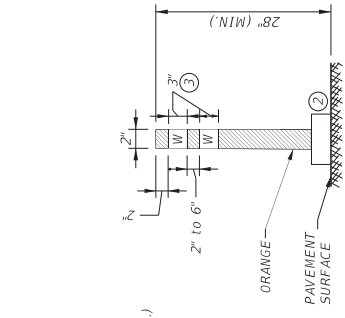
USER: c0072930

~NOTES~

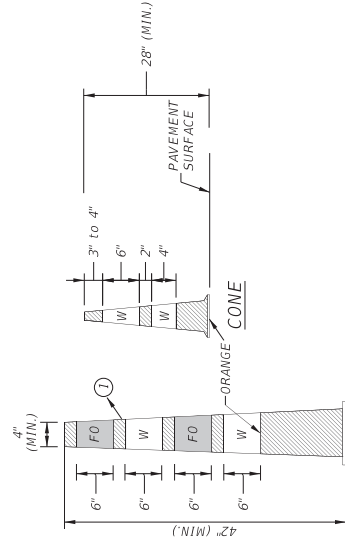
- ① THE MAXIMUM DISTANCE BETWEEN THE EDGES OF ADJACENT RETROREFLECTIVE SHEETING STRIPS SHALL BE 3 INCHES.
 - ② KEEP BALLAST TO A MINIMUM BASE AREA NEEDED THAT WILL NOT IMPEDE THE TRAVEL LANE.
 - ③ FOR TUBULAR MARKERS 42" OR TALLER, USE 6" ALTERNATING ORANGE AND WHITE STRIPES WITH THE TOP STRIPE BEING ORANGE.
 4. RETROREFLECTIVE SHEETING FOR CHANNELIZING DEVICES UTILIZED IN HIGHWAY WORK ZONES SHALL BE TYPE IV OR HIGHER.
 5. CHANNELIZING DEVICES SHALL SATISFY MASH CRASH EVALUATION CRITERIA.
 6. THE NAME AND PHONE NUMBER OF THE CONTRACTOR OR SUPPLIER MAY BE DISPLAYED ON THE NON-REFLECTIVE SURFACE OF CHANNELIZING DEVICES. THE LETTERS AND NUMBERS OF THE NAME AND PHONE NUMBER SHALL BE NON-REFLECTIVE AND NOT OVER 2 INCHES IN HEIGHT.
- ⑦ WHERE BARRICADES EXTEND ENTIRELY ACROSS A ROADWAY THE STRIPES SHOULD SLOPE DOWNWARD IN THE DIRECTION TOWARD WHICH ROAD USERS MUST TURN. WHERE BOTH RIGHT AND LEFT TURNS ARE PROVIDED, THE BARRICADE STRIPES SHOULD SLOPE DOWNWARD IN BOTH DIRECTIONS. WHERE NO BARRICADE OR BARRICADES ARE TURNED, THE STRIPES SHOULD BE POSITIONED TO SLOPE DOWNWARD TOWARD THE CENTER OF THE BARRICADE OR BARRICADES.

BID ITEMS AND UNIT TO BID
ITEM # 02014 BARRICADE - TYPE III EACH
ITEM # 03225 TUBULAR MARKERS EACH

ALL OTHER CHANNELIZING DEVICES DEPICTED ARE TYPICALLY CONSIDERED INCIDENTAL TO THE MAINTAIN AND CONTROL TRAFFIC ITEM.



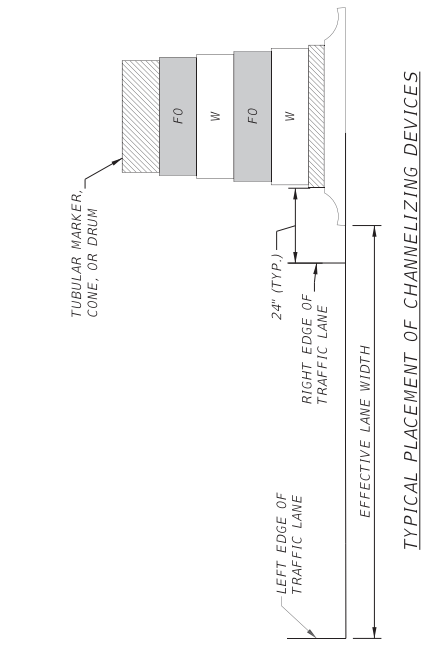
TUBULAR MARKER



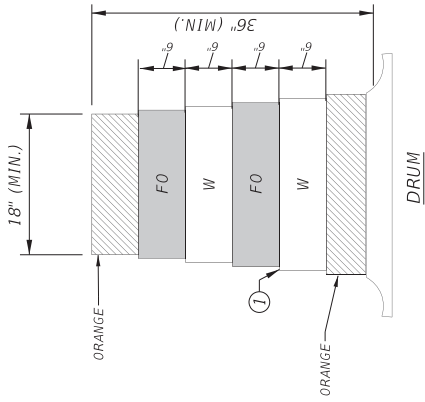
GRABBER CONE

~LEGEND~

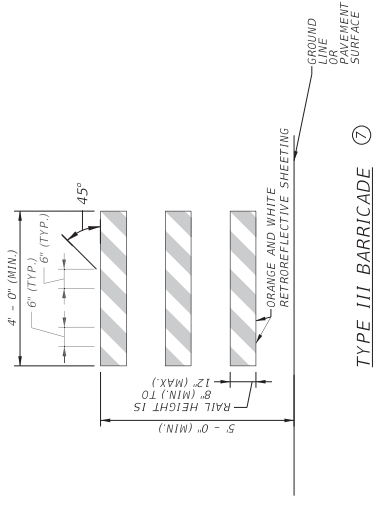
W = WHITE RETROREFLECTIVE SHEETING
FO = FLUORESCENT ORANGE RETROREFLECTIVE SHEETING



TYPICAL PLACEMENT OF CHANNELIZING DEVICES



DRUM



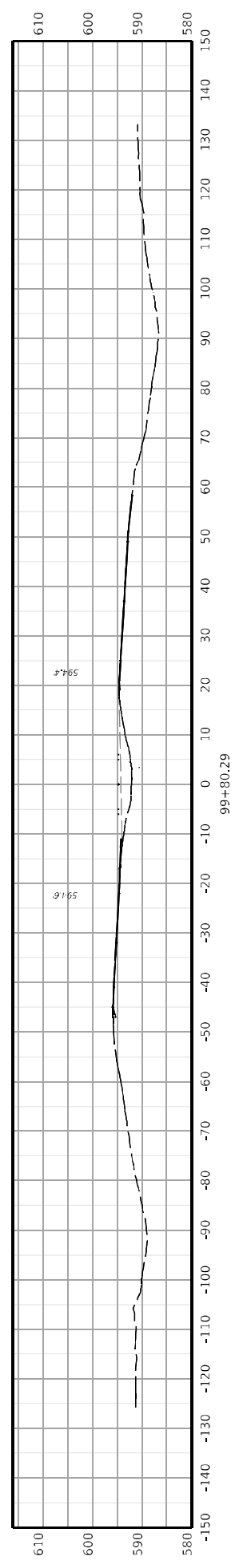
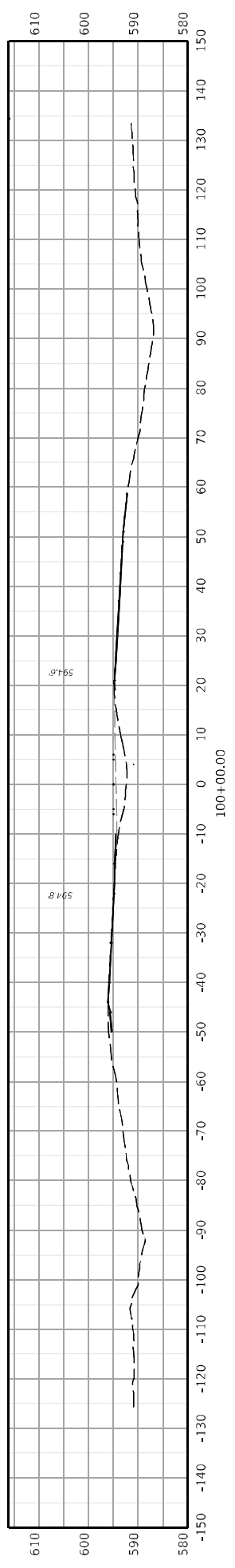
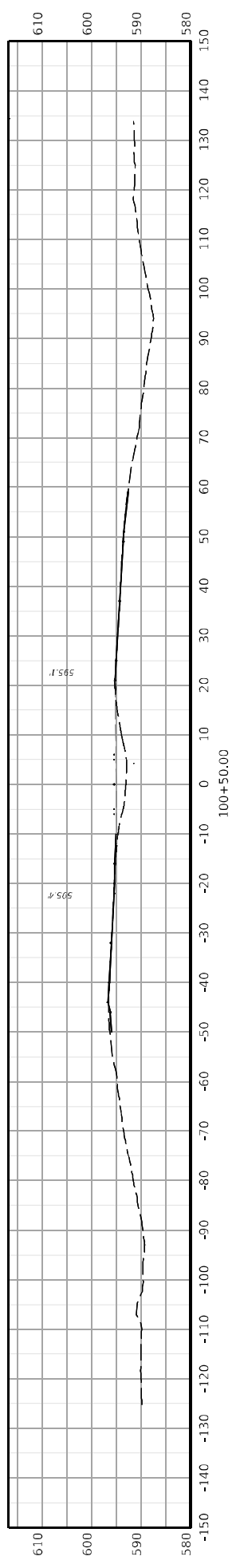
TYPE III BARRICADE ⑦

SUBMITTED: *Jim A.* DIVISION DIRECTOR 01/17/24 DATE

DRAWING TITLE: SEPIA 033 - CHANNELIZING DEVICES (INCLUDING BARRICADES)

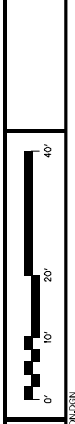
COMMONWEALTH OF KENTUCKY
DEPARTMENT OF HIGHWAYS

ITEM NO. COUNTY OF
SHEET NO.



ITEM NO. XXXXXXXX
SHEET NO. X1

COUNTY OF WARREN, KY
STA TO



HORIZONTAL SCALE
SCALE: 1" = 10'

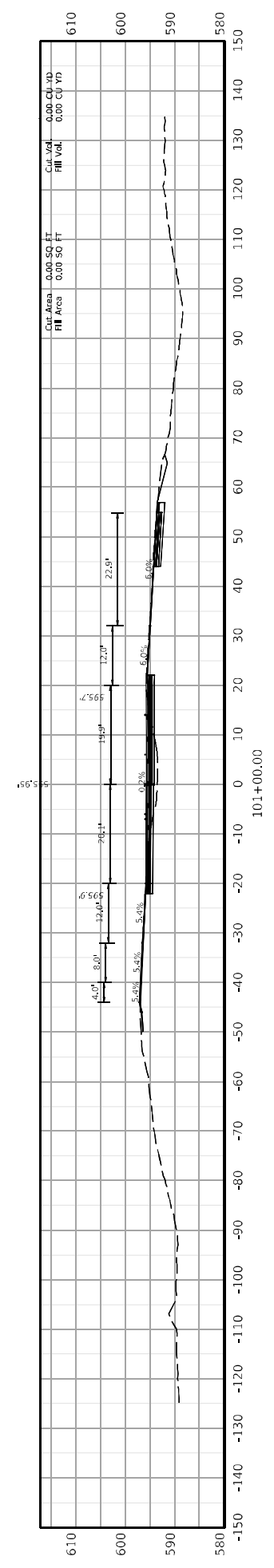
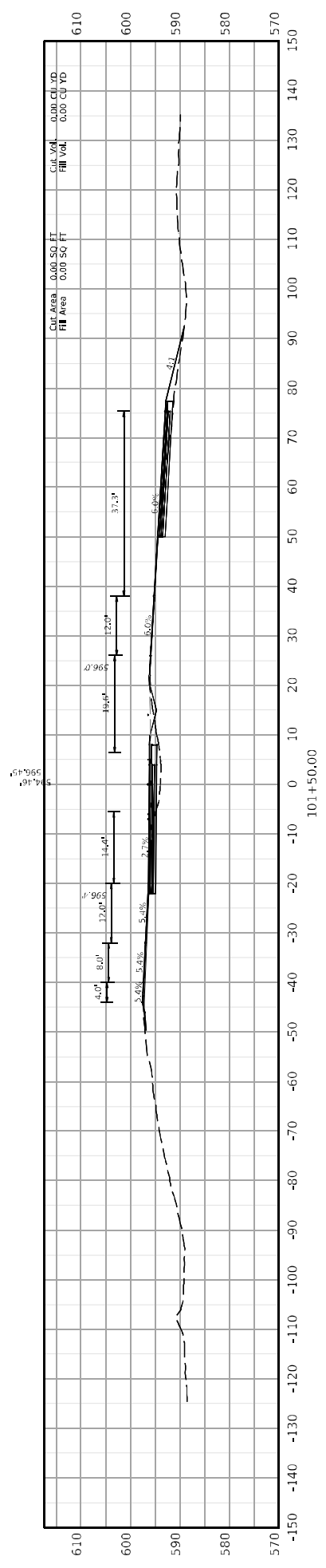
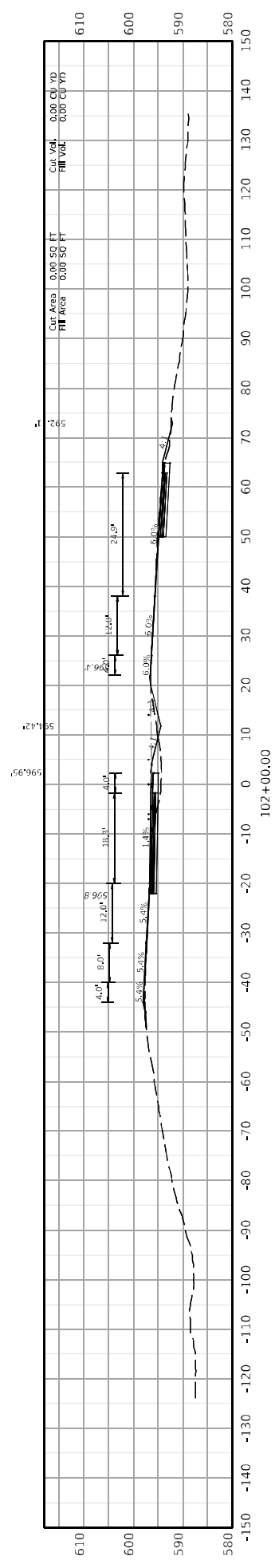
FILE NAME: C:\BIBS\BIBS\CV\102030442\US 88 CROSS SECTION.DGN

DRAWING TITLE:



USER: wj72880

COMMONWEALTH OF KENTUCKY
DEPARTMENT OF HIGHWAYS



COMMONWEALTH OF KENTUCKY
DEPARTMENT OF HIGHWAYS

DRAWING TITLE: STA TO

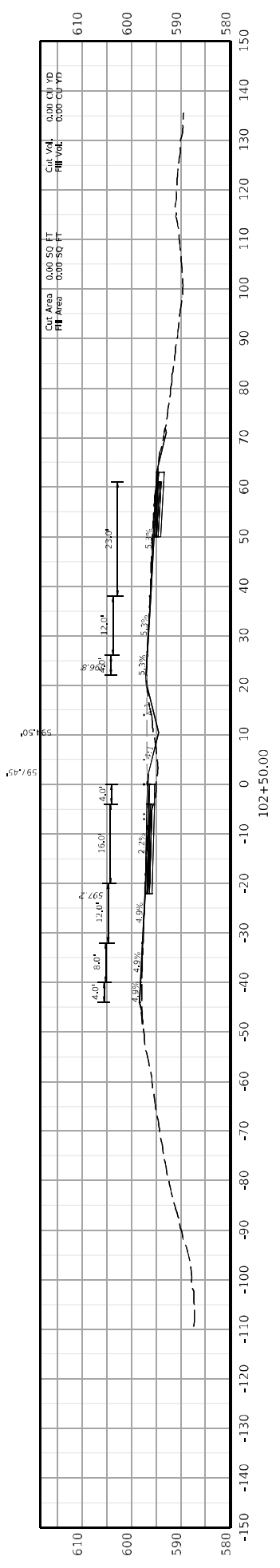
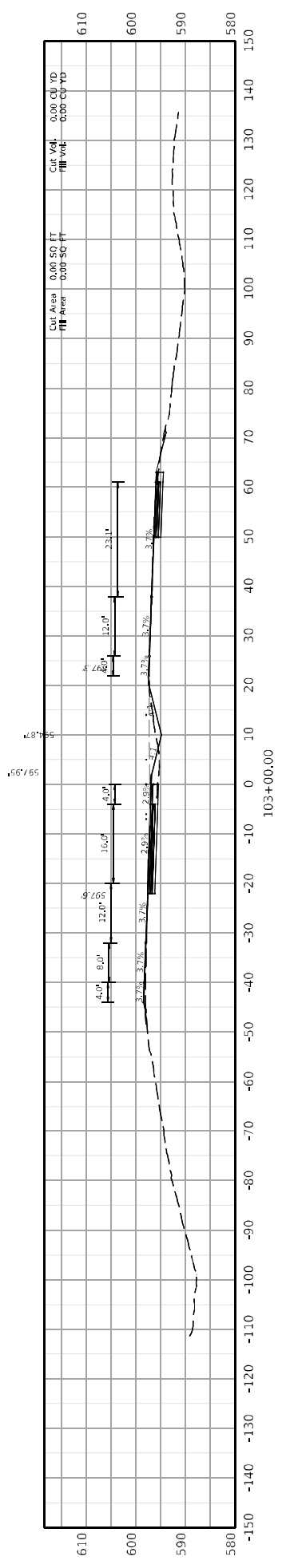
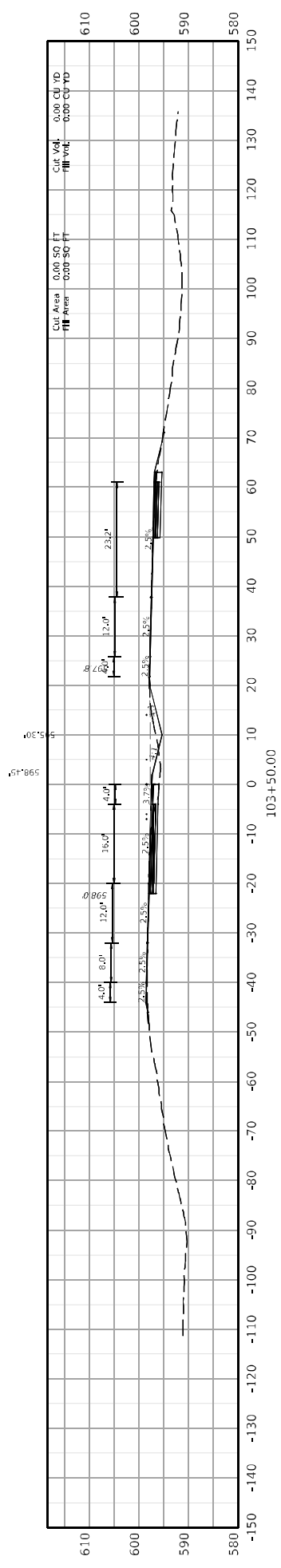
HORIZONTAL SCALE: 1" = 10'

FILE NUMBER: 25BMS185(103)420303442018 SS CROSS SECTION

USER: wj72880

ITEM NO.: XXXXXXXX
COUNT OF: XXXXX
SHEET NO.: X2





COMMONWEALTH OF KENTUCKY
DEPARTMENT OF HIGHWAYS

USERR/gamborg

Optimicas Design v11.06.2017

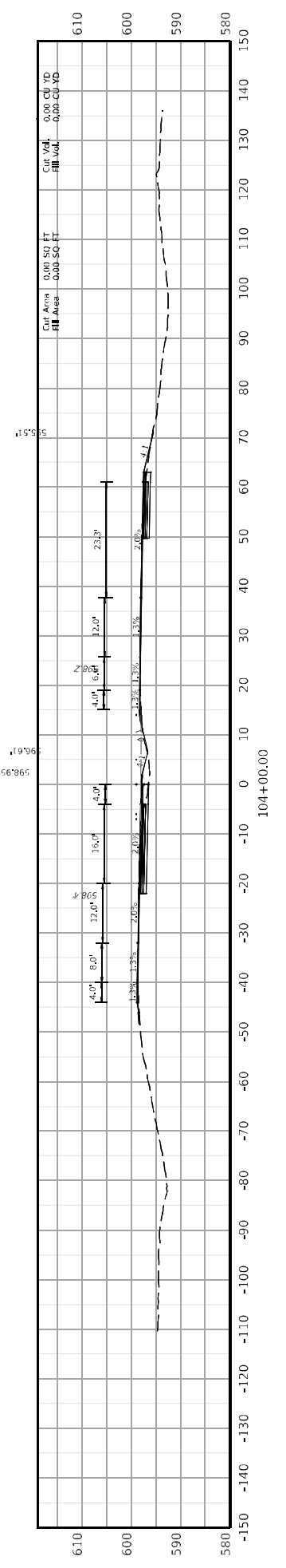
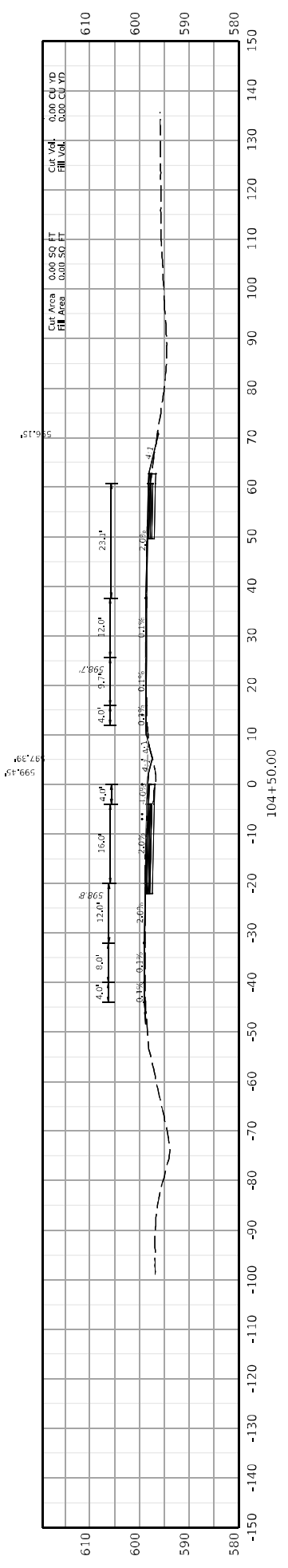
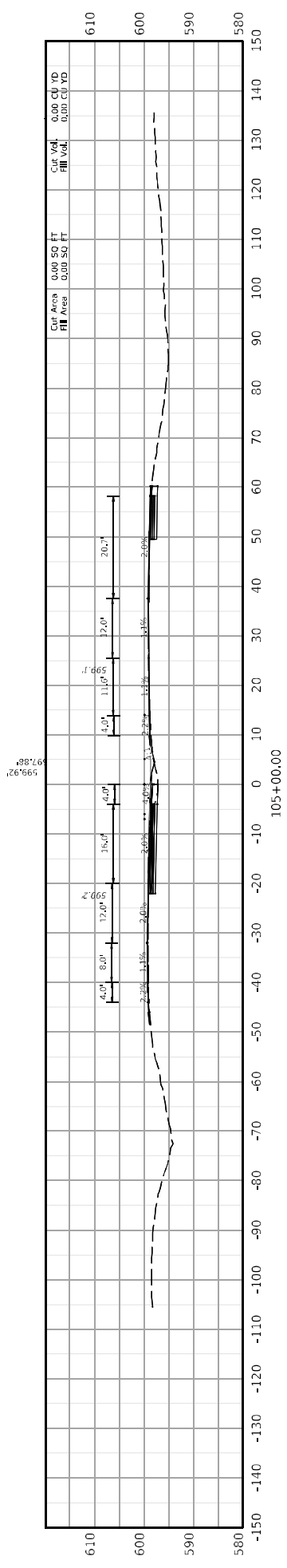
DRAWING TITLE: STA TO

HORIZONTAL SCALE: 1" = 10'

40'

0' 10' 20'

ITEM NO. COUNTY OF SHEET NO. XXXXX XXXX X3



ITEM NO. COUNTY OF
XXXXXXXXXX

SHEET NO. X4

STA TO



HORIZONTAL SCALE
SCALE: 1" = 10'

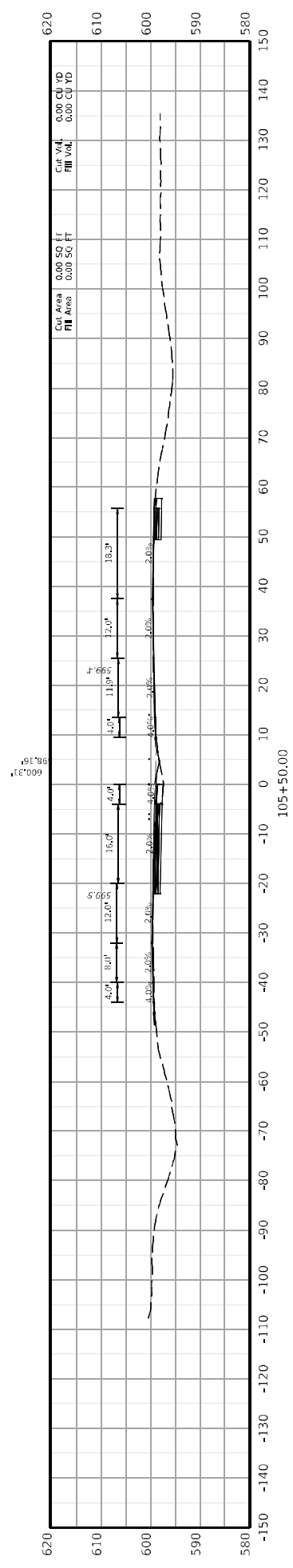
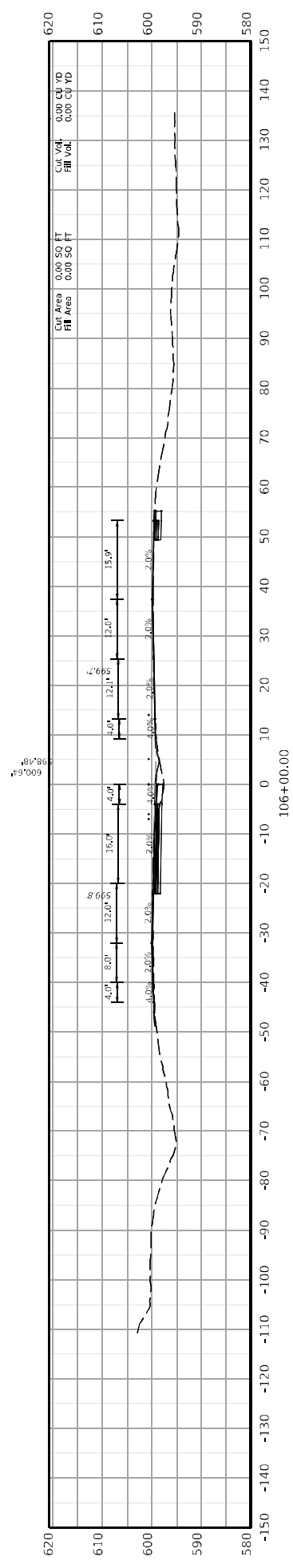
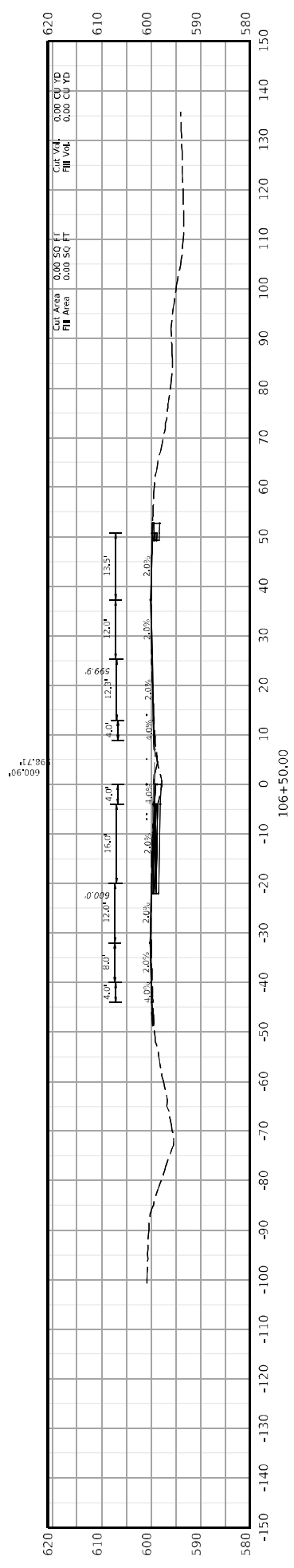
DRAWING TITLE:




COMMONWEALTH OF KENTUCKY
DEPARTMENT OF HIGHWAYS


USER: M213811

Operating System: V11.06.2017

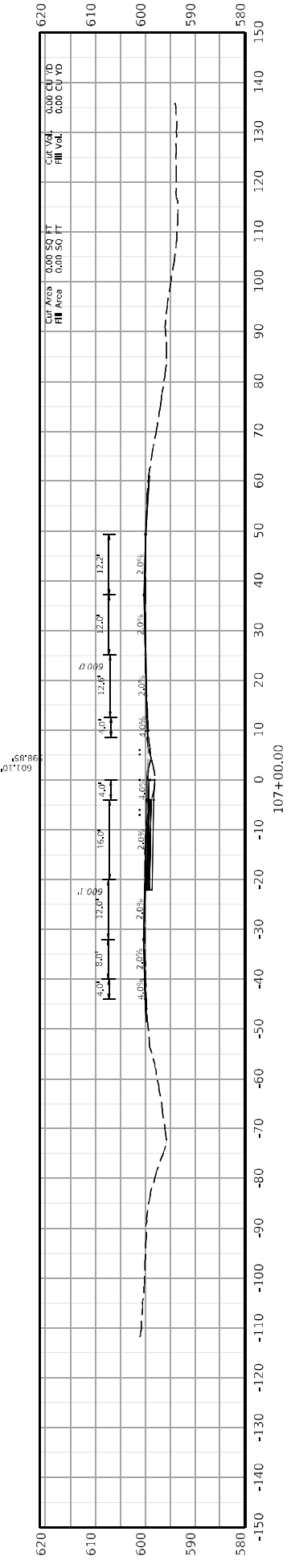
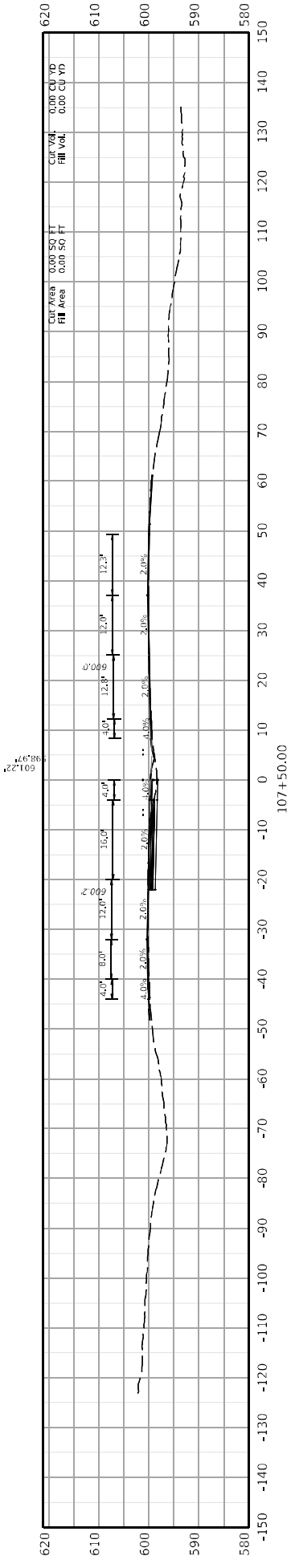
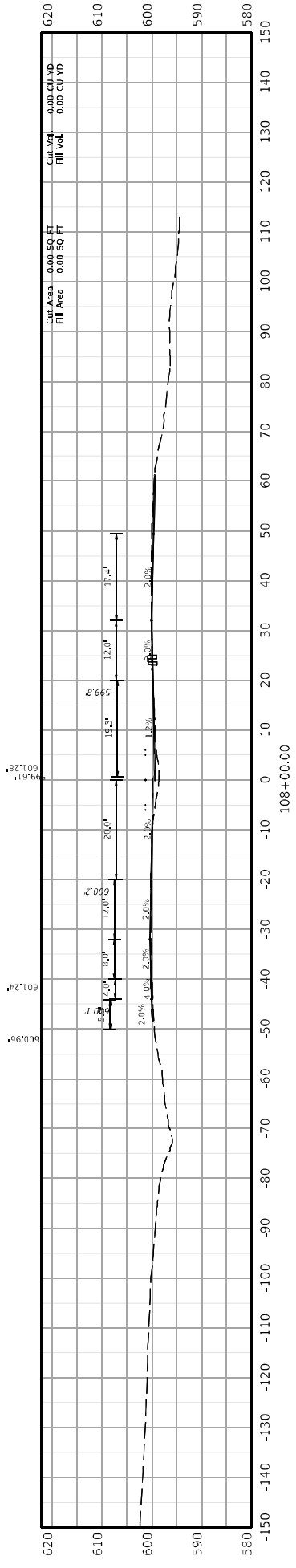



COMMONWEALTH OF KENTUCKY
 DEPARTMENT OF HIGHWAYS
 USER: wj72880

DRAWING TITLE: STA TO

HORIZONTAL SCALE: 1" = 10'

 0' 10' 20' 40'

ITEM NO.: XX-XXXX-XX
COUNTY OF: XXXXX
SHEET NO.: X5



COMMONWEALTH OF KENTUCKY
DEPARTMENT OF HIGHWAYS

DRAWING TITLE: STA TO

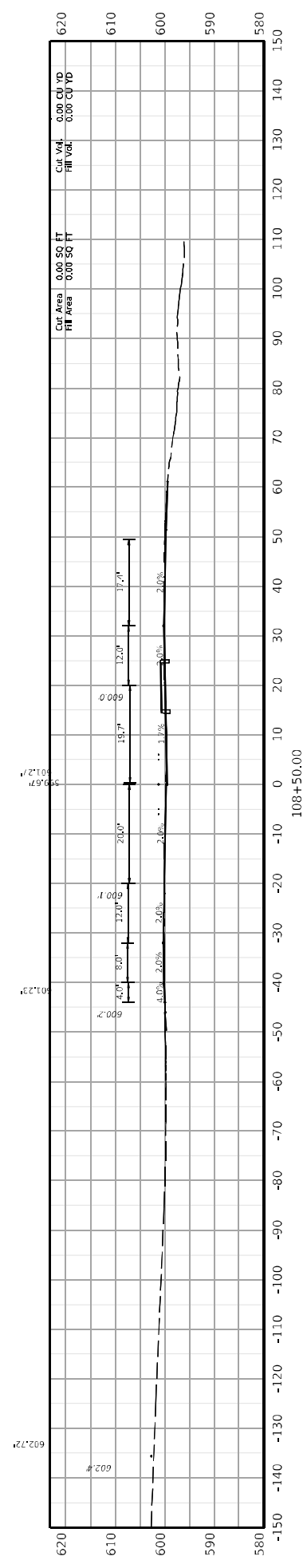
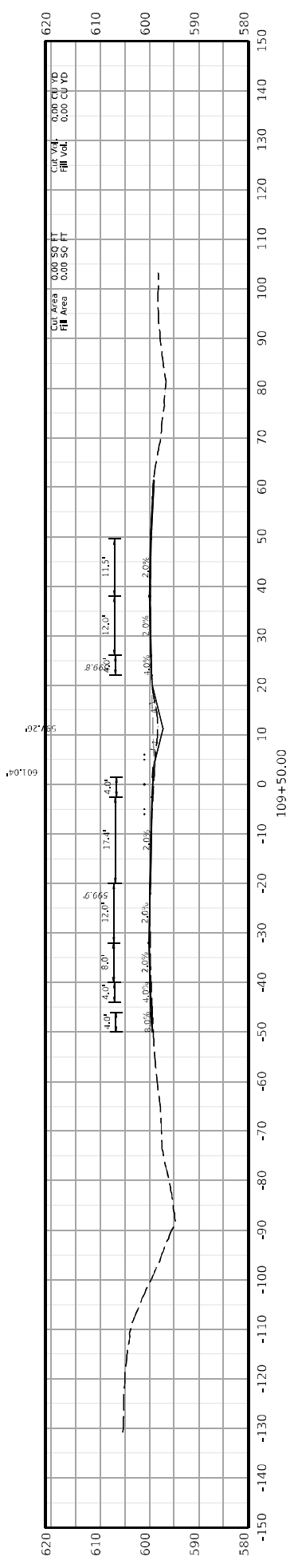
HORIZONTAL SCALE: 1" = 10'

40'

20'

0'

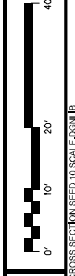
ITEM NO. COUNTY OF
SHEET NO. X6



ITEM NO. COUNTY OF
XXXXXX, KY

SHEET NO. X7

STA TO



HORIZONTAL SCALE
SCALE: 1" = 10'

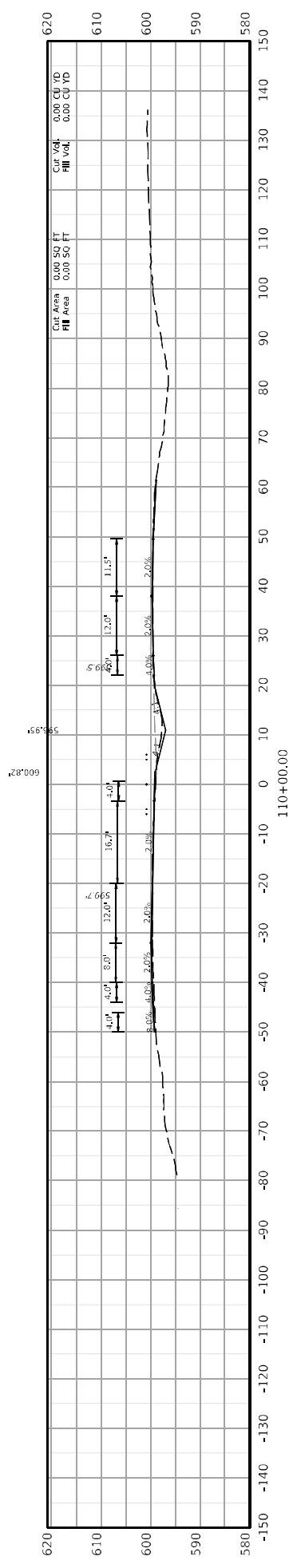
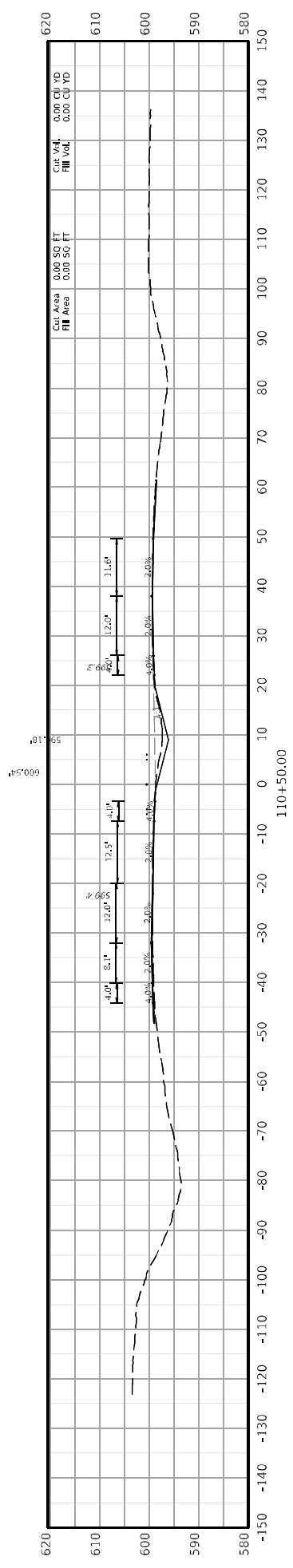
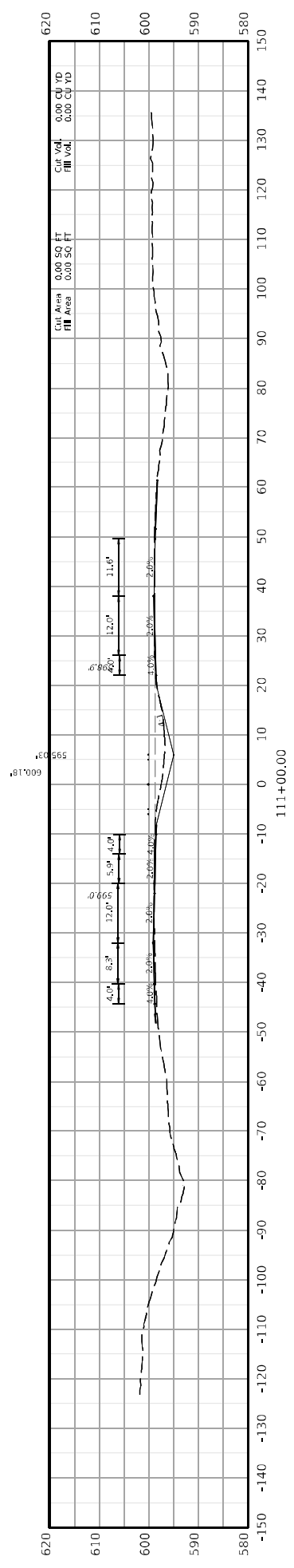
FILE NAME: C:\P\WORK\KTC\2011\THEWB\SS\018\KTC CROSS SECTION\SS10 SCALE\DOZ\B.P

DRAWING TITLE:

COMMONWEALTH OF KENTUCKY
DEPARTMENT OF HIGHWAYS



USER: KTC\3811



COMMONWEALTH OF KENTUCKY
DEPARTMENT OF HIGHWAYS

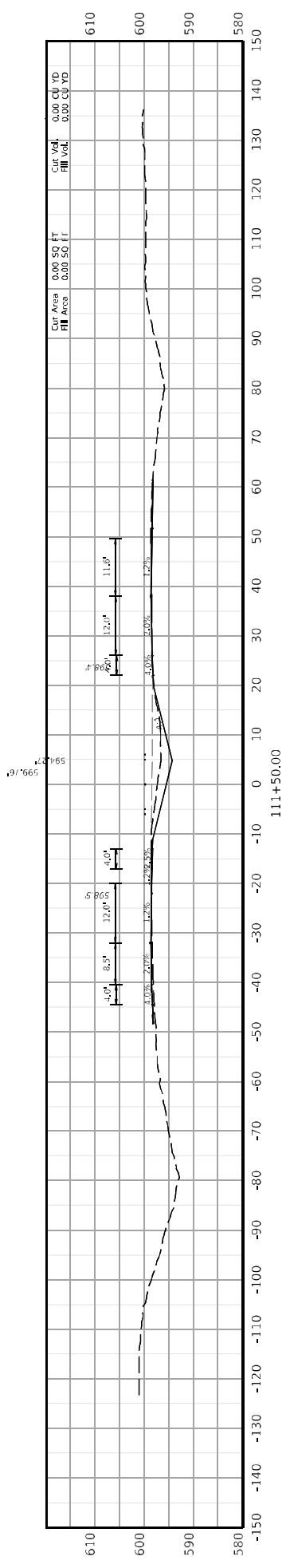
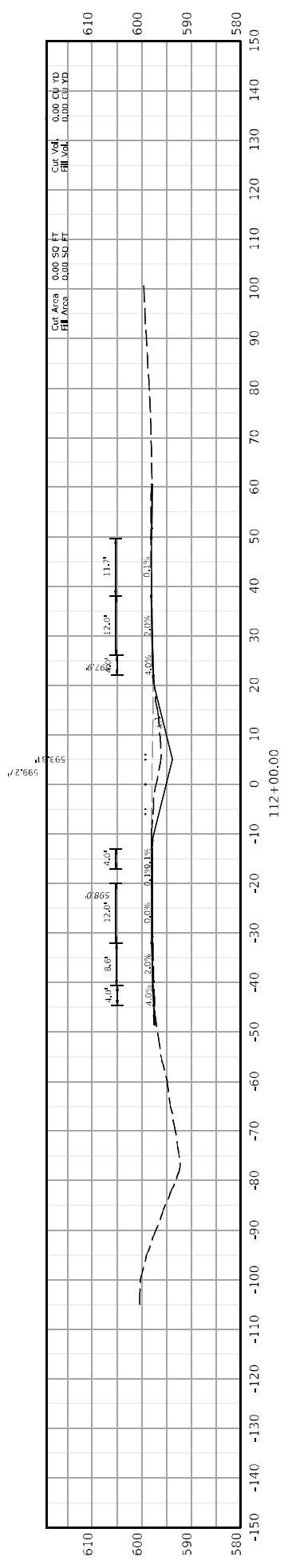
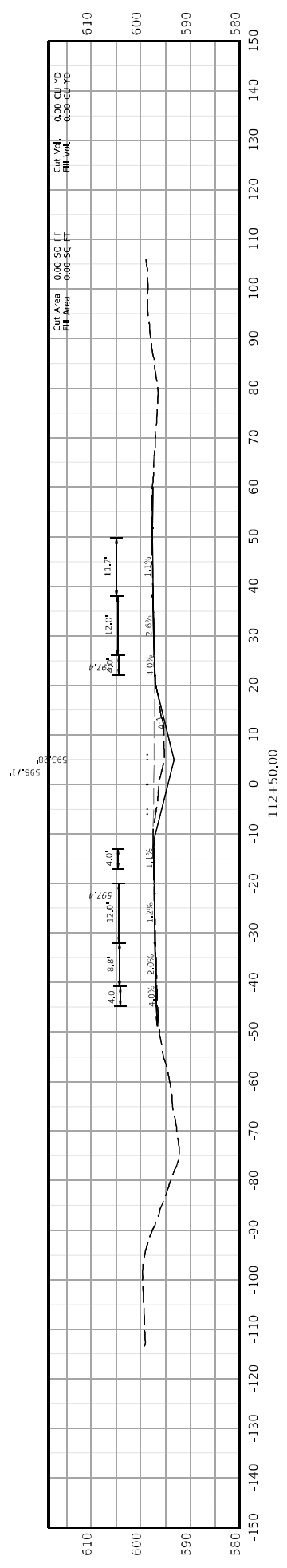
DRAWING TITLE: STA TO

HORIZONTAL SCALE: 1" = 10'

FILE NAME: S:\P\WORK\KTC\2011\THEWB\SS\BARTK7C CROSS SECTION\SS10 SCALE\2011B.P

USER: MVS\JSM

ITEM NO.: XXXXXXXX
COUNT OF: XXXXX
SHEET NO.: XB

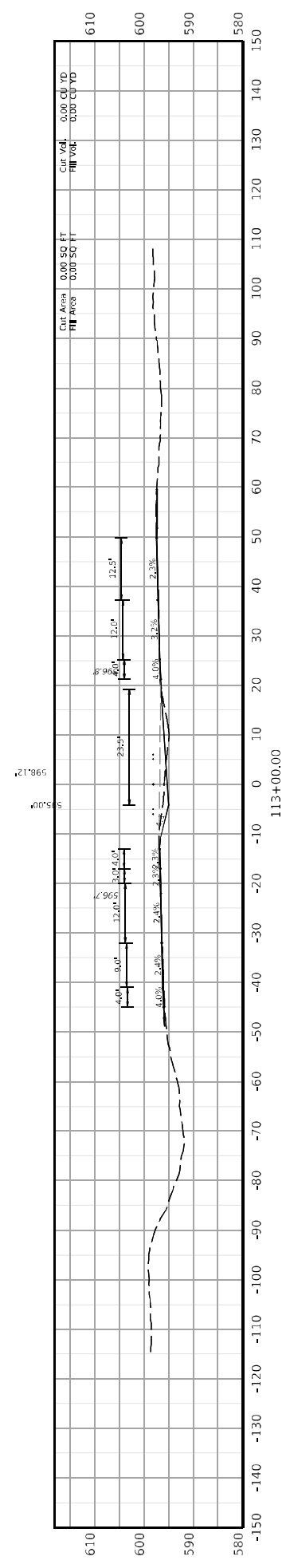
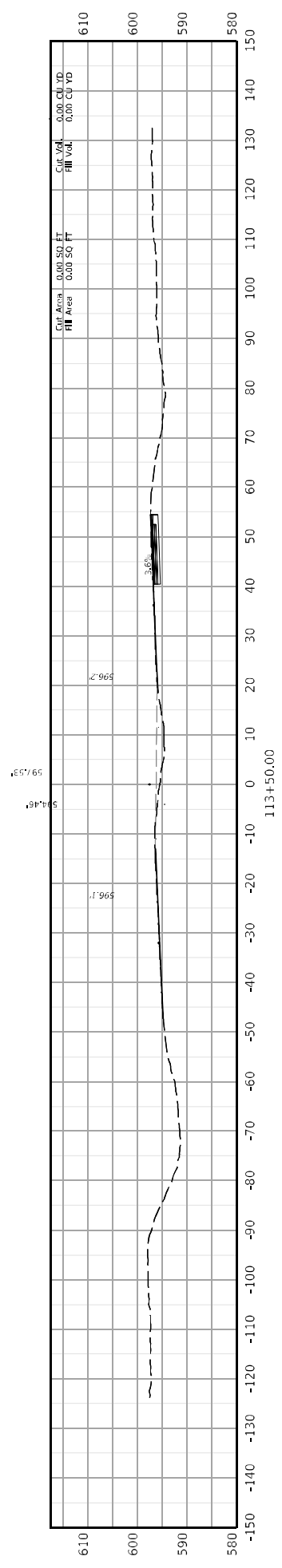
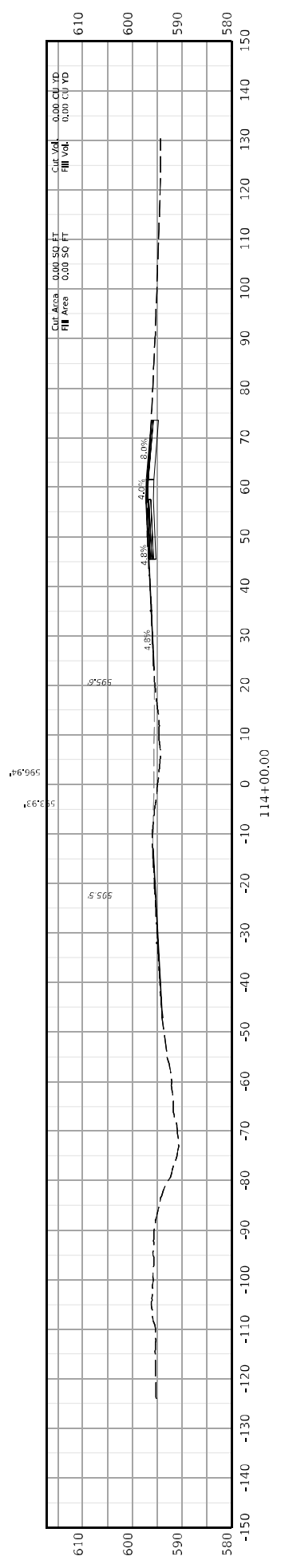



COMMONWEALTH OF KENTUCKY
 DEPARTMENT OF HIGHWAYS

DRAWING TITLE: STA TO

HORIZONTAL SCALE: 1" = 10'


COUNTY OF XXXXX
 ITEM NO. XXXXXXXX
 SHEET NO. X9



COMMONWEALTH OF KENTUCKY
DEPARTMENT OF HIGHWAYS

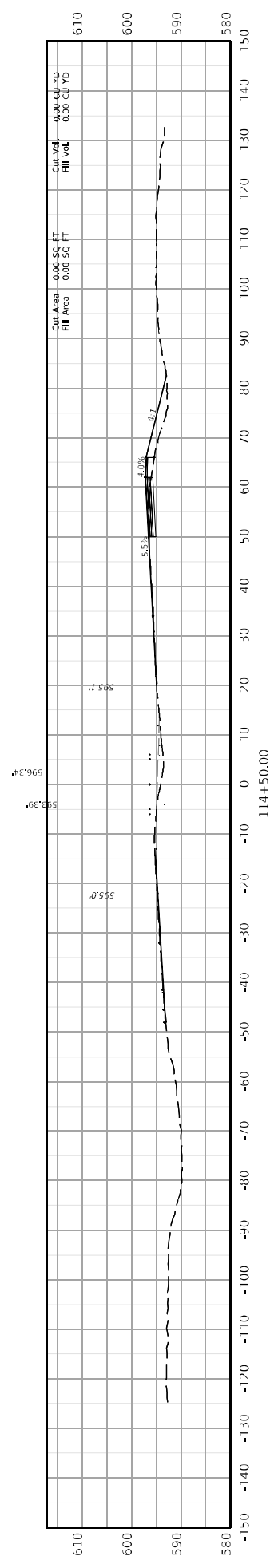
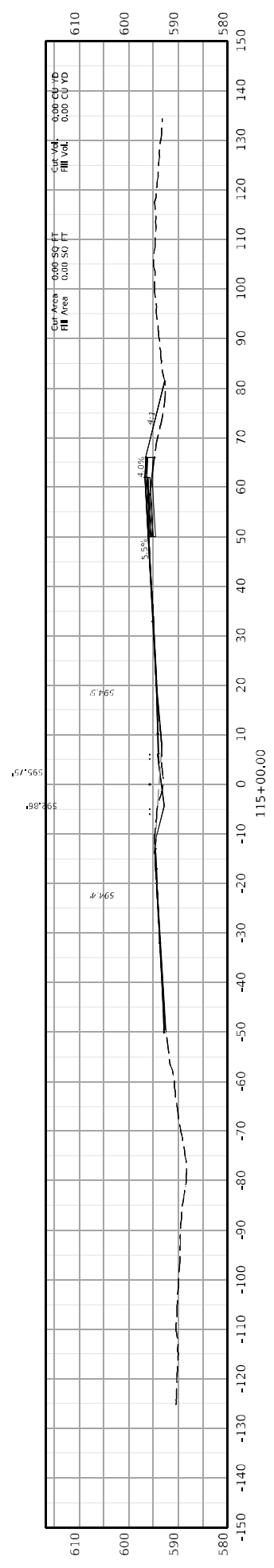
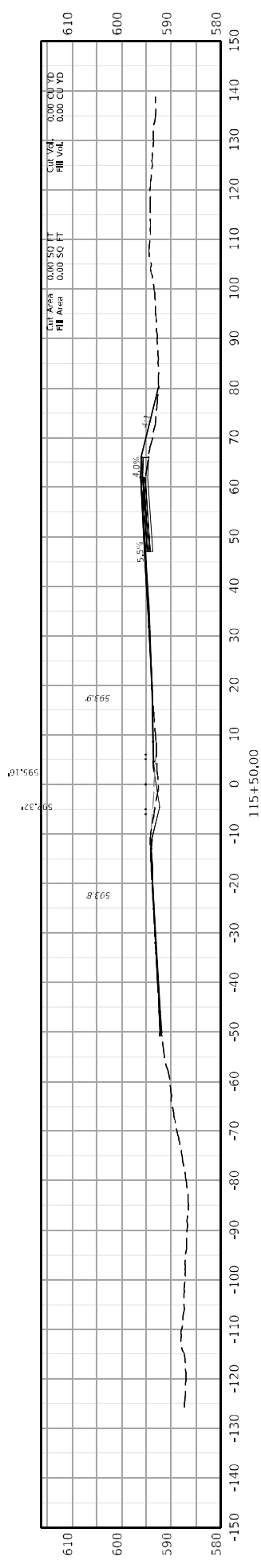
DRAWING TITLE: STA TO


HORIZONTAL SCALE: 1" = 10'

SCALE: 40'

ITEM NO. COUNTY OF
SHEET NO. X10








COMMONWEALTH OF KENTUCKY
DEPARTMENT OF HIGHWAYS

DRAWING TITLE:

HORIZONTAL SCALE
SCALE: 1" = 10'



STA TO

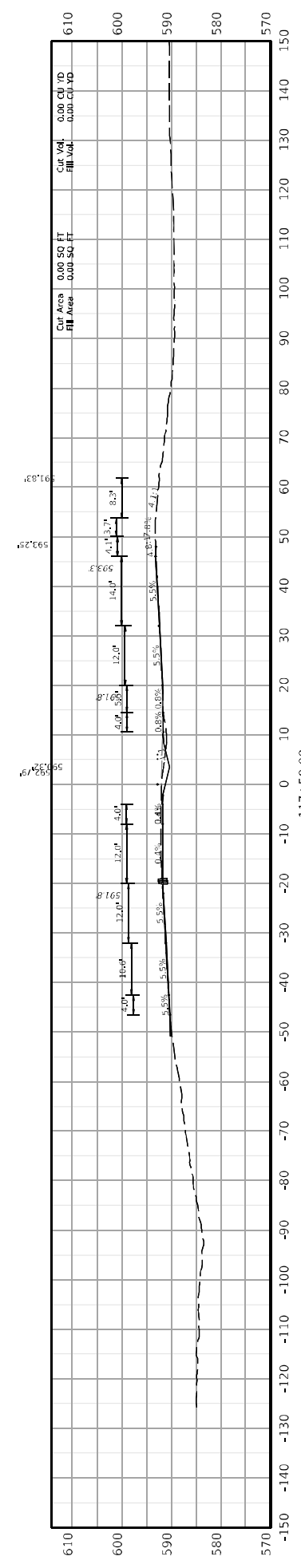
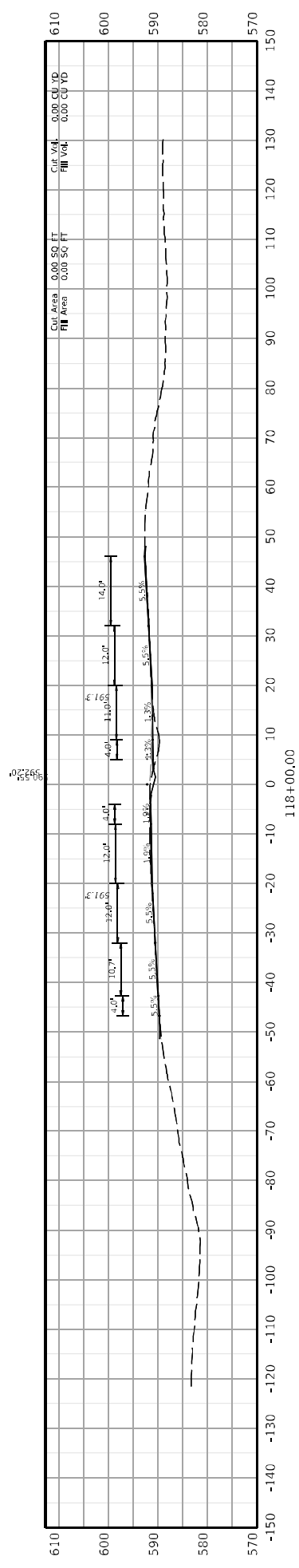
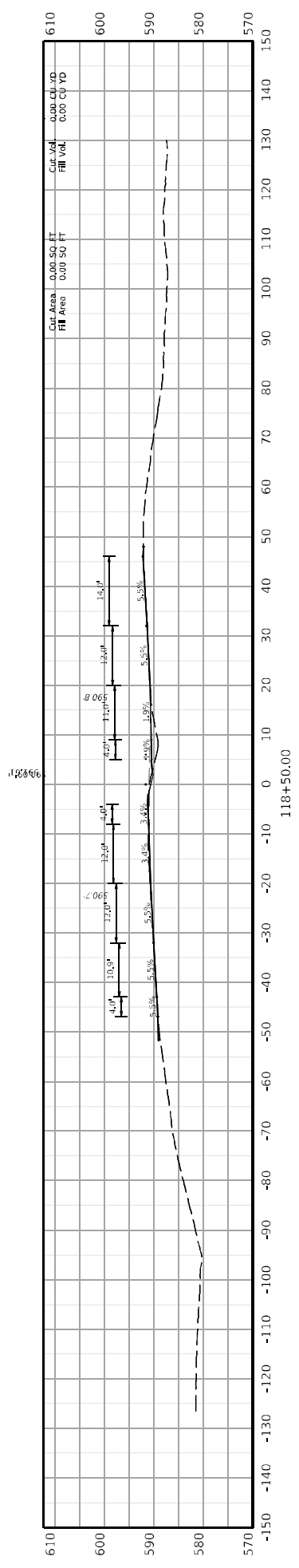
ITEM NO. COUNTY OF
XXXXXX, XXXX

SHEET NO. X11

FILE NAME: C:\P\WORK\KTC\2011\THEWB\SS\018\KTC CROSS SECTION\SS010 SCALE.DWG

USER: MVS\3581

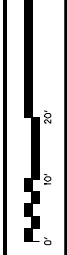
DATE: 08/11/11 10:27



ITEM NO. COUNTY OF
SHEET NO. X13

STA TO

HORIZONTAL SCALE
SCALE: 1" = 10'



DRAWING TITLE:

COMMONWEALTH OF KENTUCKY
DEPARTMENT OF HIGHWAYS

USER: 06/28/80

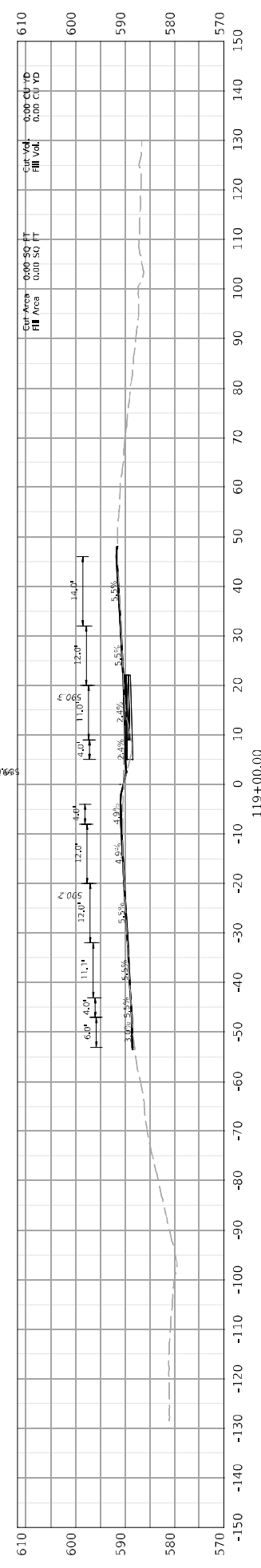
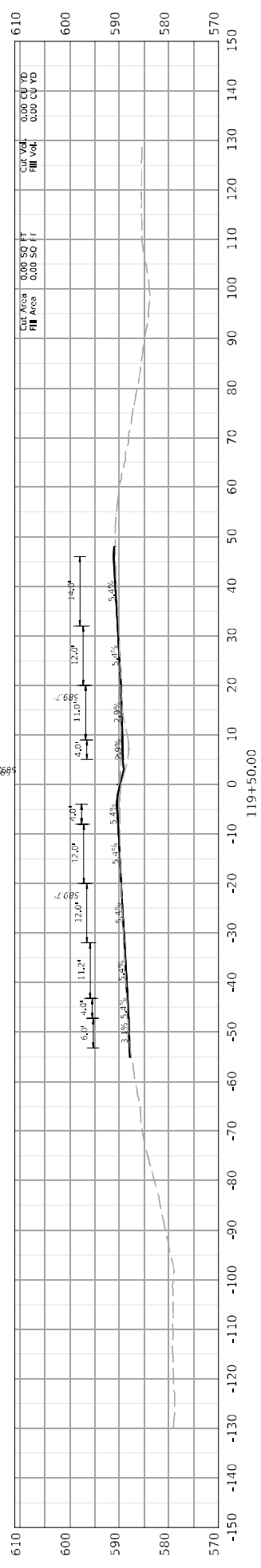
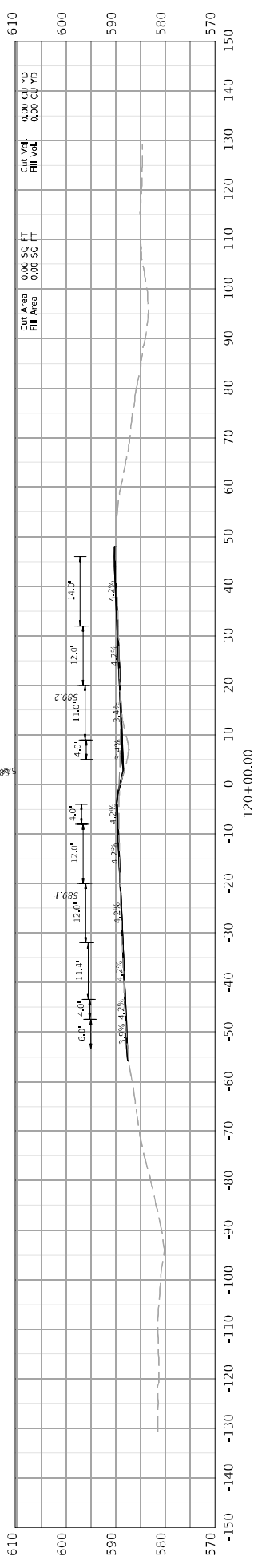
FILE NAME: S:\BNS\HSIP\0801\118+00\118+00.DWG

DATE: 06/28/80

PROJECT: HSIP 0801(118)

DATE: 06/28/80

DATE: 06/28/80



COMMONWEALTH OF KENTUCKY
DEPARTMENT OF HIGHWAYS

USER: wjg72880

DRAWING TITLE: STA TO

HORIZONTAL SCALE: 1" = 10'

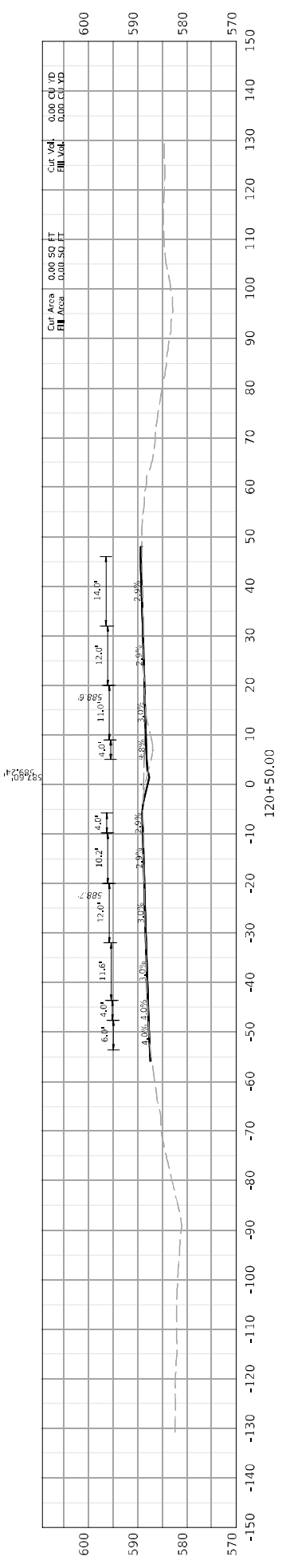
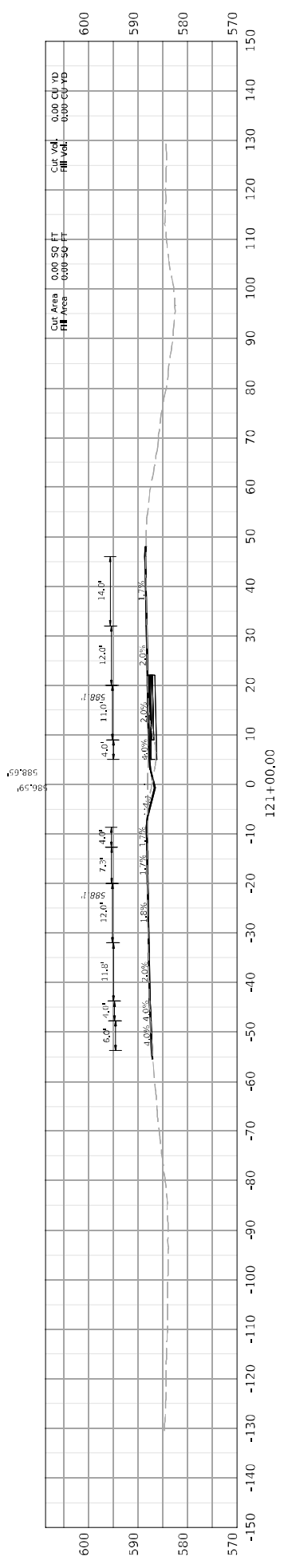
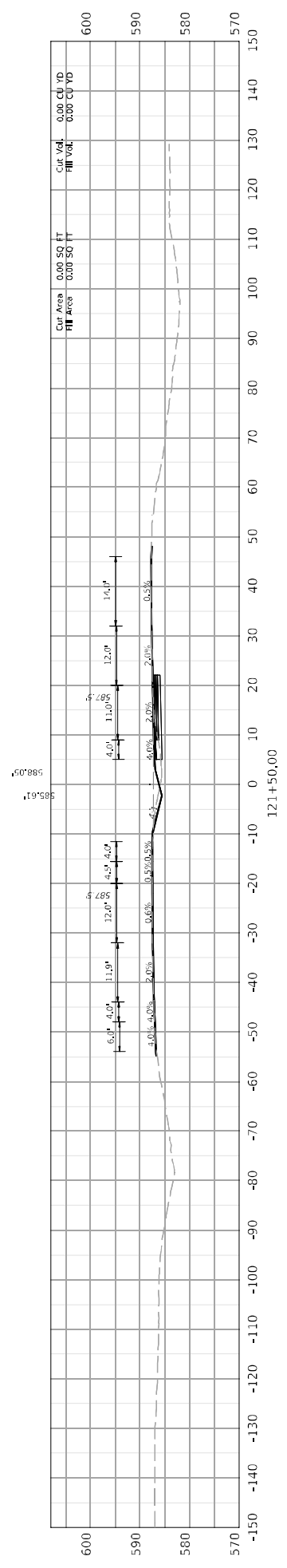
40'

20'

0'

ITEM NO. COUNTY OF
XXXXXXXXXX

SHEET NO. X14



COMMONWEALTH OF KENTUCKY
DEPARTMENT OF HIGHWAYS

DRAWING TITLE: STA TO

HORIZONTAL SCALE
SCALE: 1" = 10'

FILE NAME: S:\P\WORK\KTC\2011\THEWB\501810\KTC CROSS SECTION\SEE110 SCALE\DOZ\MIP

USER: krc\jls@dh

ITEM NO. COUNTY OF SHEET NO. X15

0' 10' 20' 40'

0.00 CU YD
0.00 CU YD

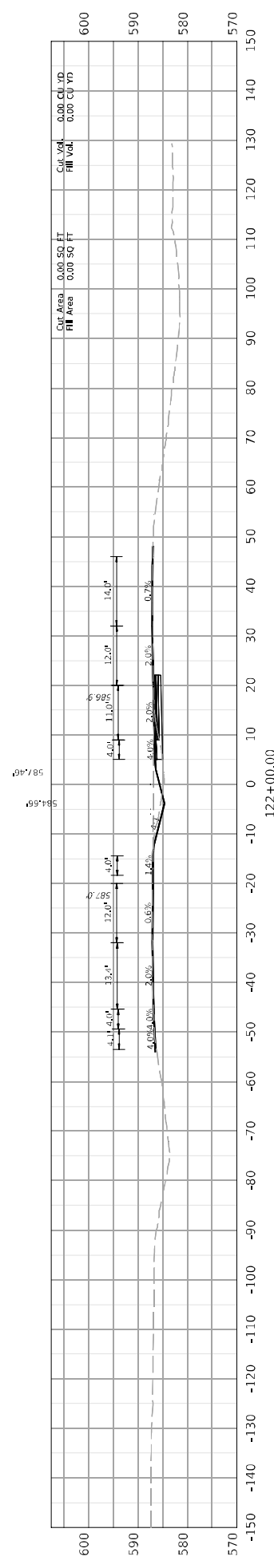
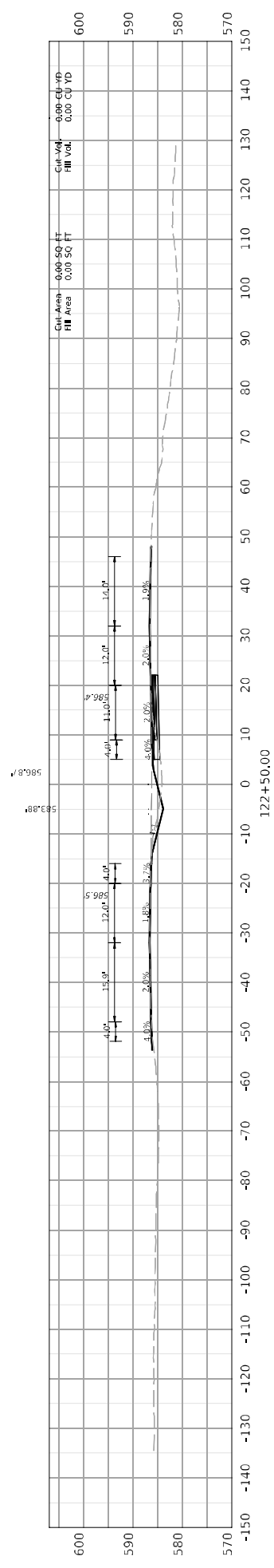
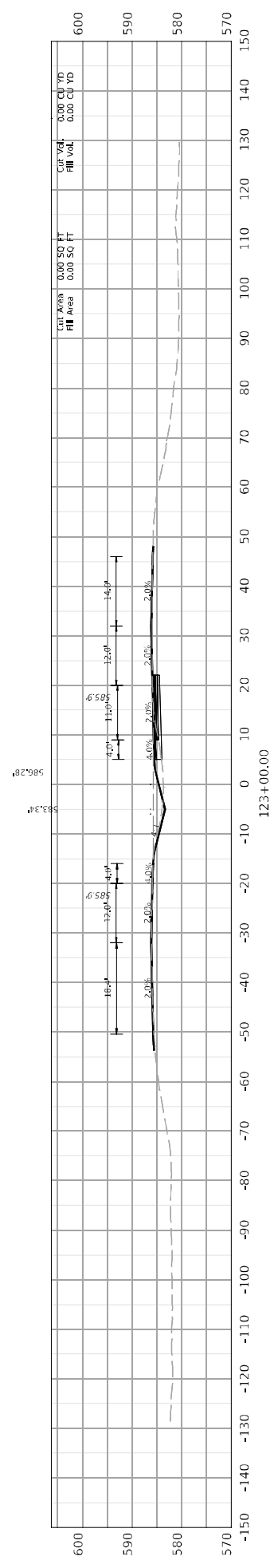
0.00 SQ FT
0.00 SQ FT

0.00 CU YD
0.00 CU YD

0.00 SQ FT
0.00 SQ FT

0.00 CU YD
0.00 CU YD

0.00 SQ FT
0.00 SQ FT



FILE NAME: S:\P\WORK\KTC\2011\THEWB\SS\018\BARTK7C CROSS SECTION\SS10 SCALE\DOZ\M16

HORIZONTAL SCALE
SCALE: 1" = 10'

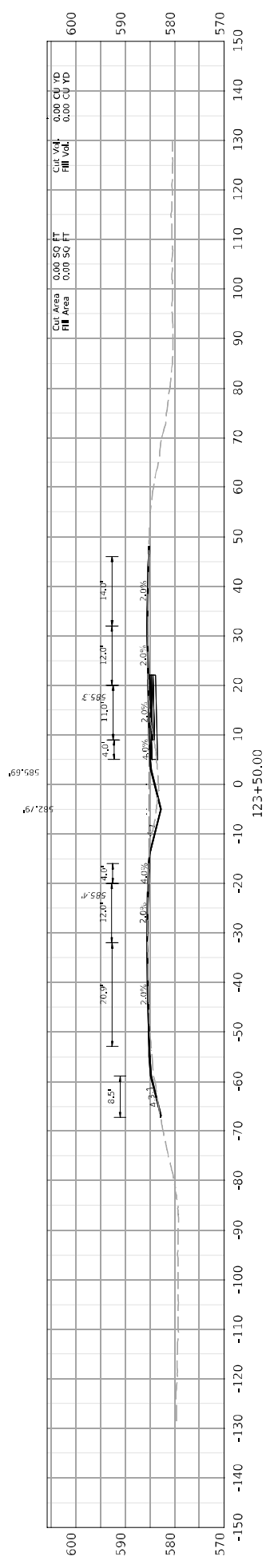
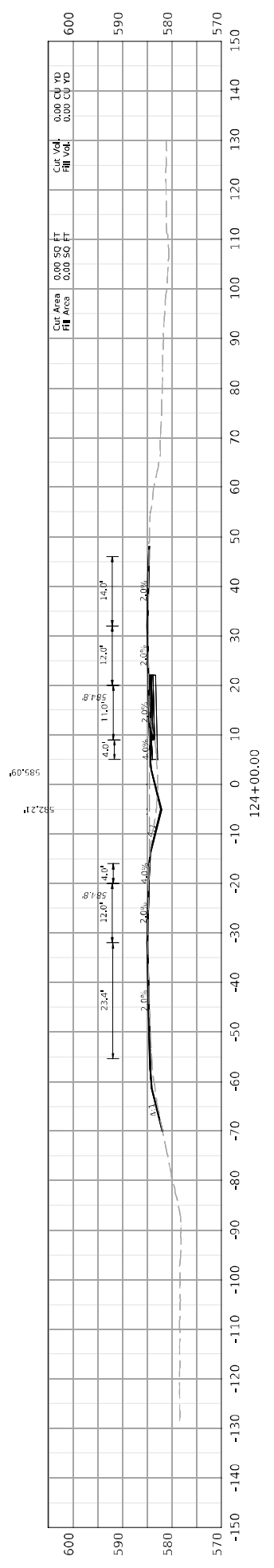
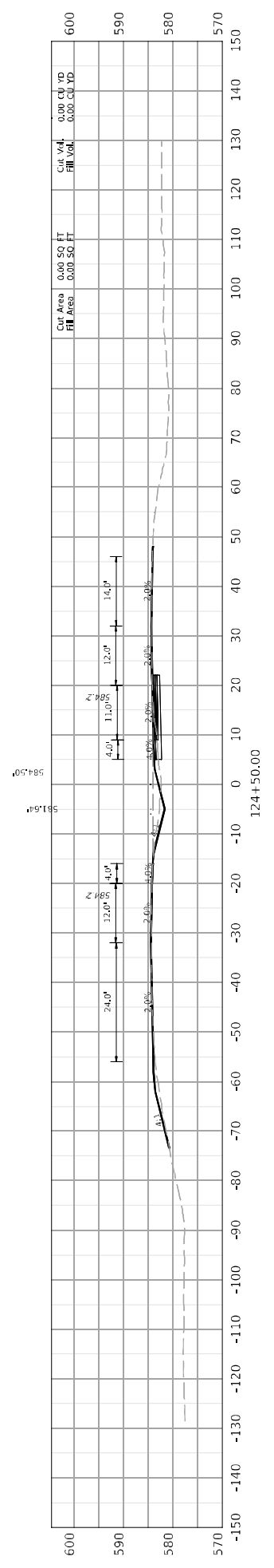
40'
20'
10'
0'

ITEM NO. COUNTY OF
XXXXXX, KY
SHEET NO. X16

DRAWING TITLE: STA TO

COMMONWEALTH OF KENTUCKY
DEPARTMENT OF HIGHWAYS

USER: M213811



COMMONWEALTH OF KENTUCKY
DEPARTMENT OF HIGHWAYS

DRAWING TITLE: STA TO

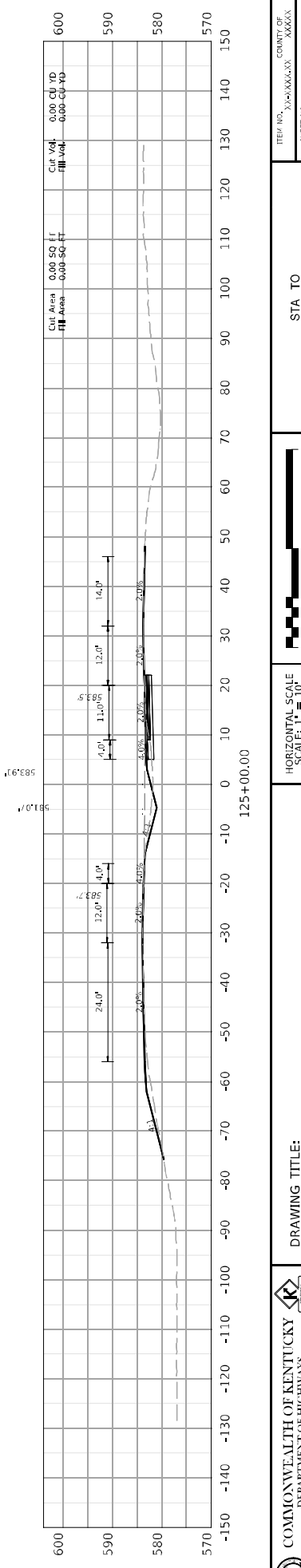
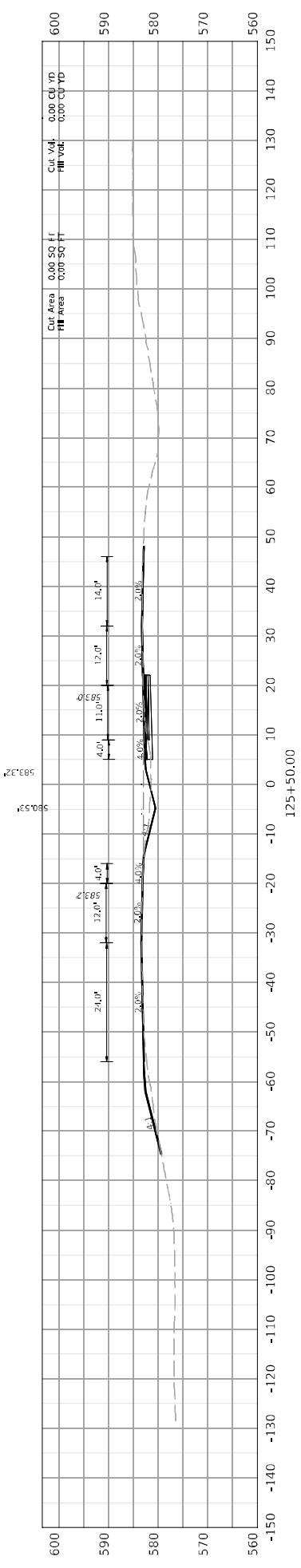
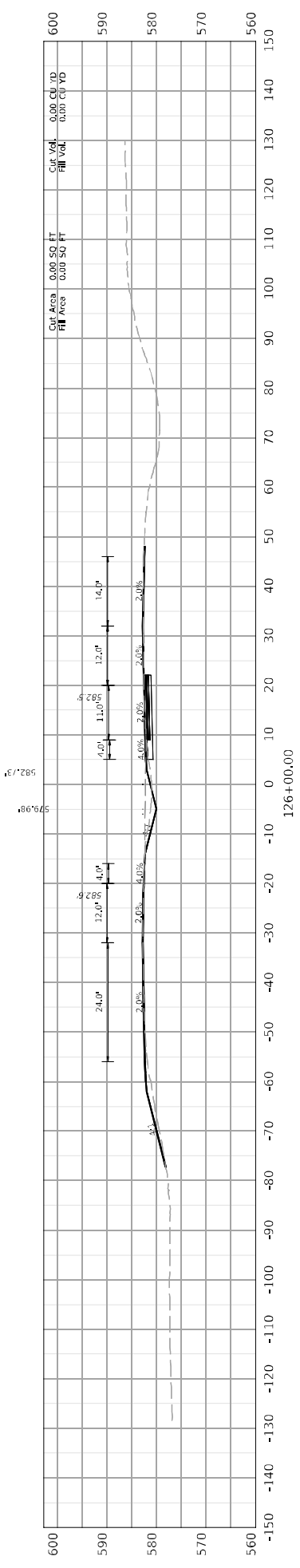
HORIZONTAL SCALE: 1" = 10'

FILE NAME: S:\P\WORK\KTC\2011\THEWB\B3018\B3018\KTC CROSS SECTION\B3018.DWG

USER: krc\jls

ITEM NO. XXXXXXXX
COUNT OF XXXXX
SHEET NO. X17

Scale bar: 0' 10' 20' 40'

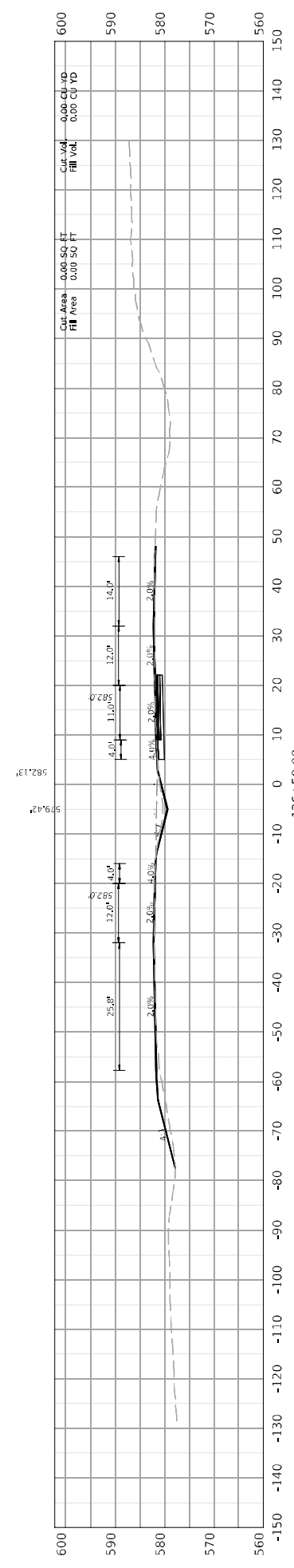
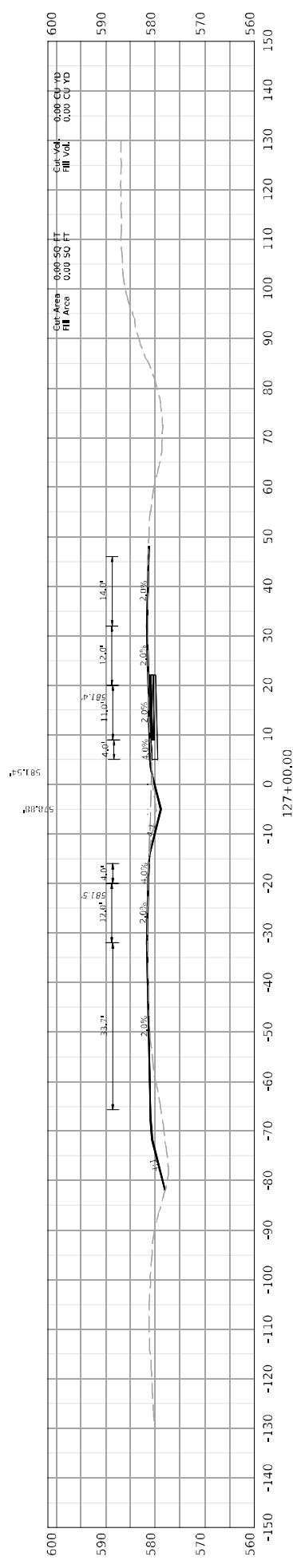
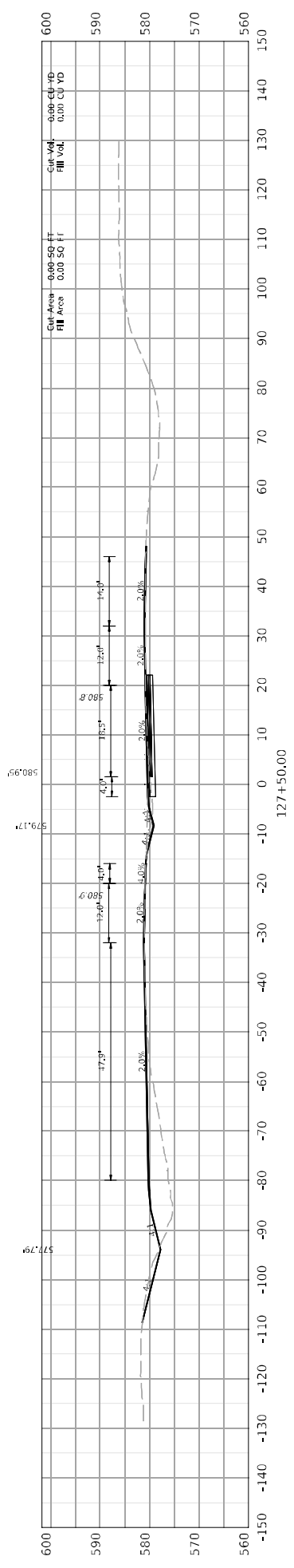



COMMONWEALTH OF KENTUCKY
 DEPARTMENT OF HIGHWAYS
 USER: wj72880

DRAWING TITLE: STA TO

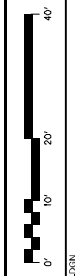
HORIZONTAL SCALE
 SCALE: 1" = 10'


COUNTY OF XXXXX
 SHEET NO. X18



ITEM NO. COUNTY OF
XXXXXX

SHEET NO. X19



HORIZONTAL SCALE
SCALE: 1" = 10'

FILE NAME: S:\BMS\BSP\126+50\126+50 CROSS SECTION.DWG

DRAWING TITLE:
STA TO



COMMONWEALTH OF KENTUCKY
DEPARTMENT OF HIGHWAYS

PART II
SPECIFICATIONS AND STANDARD DRAWINGS

STANDARD SPECIFICATIONS

Any reference in the plans or proposal to previous editions of the *Standard Specifications for Road and Bridge Construction* and *Standard Drawings* are superseded by *Standard Specifications for Road and Bridge Construction, Edition of 2019* and *Standard Drawings, Edition of 2020*.

SUPPLEMENTAL SPECIFICATIONS

The contractor shall use the Supplemental Specifications that are effective at the time of letting. The Supplemental Specifications can be found at the following link:
<http://transportation.ky.gov/Construction/Pages/Kentucky-Standard-Specifications.aspx>

SPECIAL NOTE FOR PORTABLE CHANGEABLE MESSAGE SIGNS

This Special Note will apply when indicated on the plans or in the proposal.

1.0 DESCRIPTION. Furnish, install, operate, and maintain variable message signs at the locations shown on the plans or designated by the Engineer. Remove and retain possession of variable message signs when they are no longer needed on the project.

2.0 MATERIALS.

2.1 General. Use LED Variable Message Signs Class I, II, or III, as appropriate, from the Department's List of Approved Materials.

Unclassified signs may be submitted for approval by the Engineer. The Engineer may require a daytime and nighttime demonstration. The Engineer will make a final decision within 30 days after all required information is received.

2.2 Sign and Controls. All signs must:

- 1) Provide 3-line messages with each line being 8 characters long and at least 18 inches tall. Each character comprises 35 pixels.
- 2) Provide at least 40 preprogrammed messages available for use at any time. Provide for quick and easy change of the displayed message; editing of the message; and additions of new messages.
- 3) Provide a controller consisting of:
 - a) Keyboard or keypad.
 - b) Readout that mimics the actual sign display. (When LCD or LCD type readout is used, include backlighting and heating or otherwise arrange for viewing in cold temperatures.)
 - c) Non-volatile memory or suitable memory with battery backup for storing pre-programmed messages.
 - d) Logic circuitry to control the sequence of messages and flash rate.
- 4) Provide a serial interface that is capable of supporting complete remote control ability through land line and cellular telephone operation. Include communication software capable of immediately updating the message, providing complete sign status, and allowing message library queries and updates.
- 5) Allow a single person easily to raise the sign to a satisfactory height above the pavement during use, and lower the sign during travel.
- 6) Be Highway Orange on all exterior surfaces of the trailer, supports, and controller cabinet.
- 7) Provide operation in ambient temperatures from -30 to + 120 degrees Fahrenheit during snow, rain and other inclement weather.
- 8) Provide the driver board as part of a module. All modules are interchangeable, and have plug and socket arrangements for disconnection and reconnection. Printed circuit boards associated with driver boards have a conformable coating to protect against moisture.
- 9) Provide a sign case sealed against rain, snow, dust, insects, etc. The lens is UV stabilized clear plastic (polycarbonate, acrylic, or other approved material) angled to prevent glare.
- 10) Provide a flat black UV protected coating on the sign hardware, character PCB, and appropriate lens areas.
- 11) Provide a photocell control to provide automatic dimming.

- 12) Allow an on-off flashing sequence at an adjustable rate.
- 13) Provide a sight to aim the message.
- 14) Provide a LED display color of approximately 590 nm amber.
- 15) Provide a controller that is password protected.
- 16) Provide a security device that prevents unauthorized individuals from accessing the controller.
- 17) Provide the following 3-line messages preprogrammed and available for use when the sign unit begins operation:

/KEEP/RIGHT/=>=>=>/	/MIN/SPEED/**MPH/
/KEEP/LEFT/←←←/	/ICY/BRIDGE/AHEAD/ /ONE
/LOOSE/GRAVEL/AHEAD/	LANE/BRIDGE/AHEAD/
/RD WORK/NEXT/**MILES/	/ROUGH/ROAD/AHEAD/
/TWO WAY/TRAFFIC/AHEAD/	/MERGING/TRAFFIC/AHEAD/
/PAINT/CREW/AHEAD/	/NEXT/***/MILES/
/REDUCE/SPEED/**MPH/	/HEAVY/TRAFFIC/AHEAD/
/BRIDGE/WORK/***0 FT/	/SPEED/LIMIT/**MPH/
/MAX/SPEED/**MPH/	/BUMP/AHEAD/
/SURVEY/PARTY/AHEAD/	/TWO/WAY/TRAFFIC/

*Insert numerals as directed by the Engineer.
Add other messages during the project when required by the Engineer.

2.3 Power.

- 1) Design solar panels to yield 10 percent or greater additional charge than sign consumption. Provide direct wiring for operation of the sign or arrow board from an external power source to provide energy backup for 21 days without sunlight and an on-board system charger with the ability to recharge completely discharged batteries in 24 hours.

3.0 CONSTRUCTION. Furnish and operate the variable message signs as designated on the plans or by the Engineer. Ensure the bottom of the message panel is a minimum of 7 feet above the roadway in urban areas and 5 feet above in rural areas when operating. Use Class I, II, or III signs on roads with a speed limit less than 55 mph. Use Class I or II signs on roads with speed limits 55 mph or greater.

Maintain the sign in proper working order, including repair of any damage done by others, until completion of the project. When the sign becomes inoperative, immediately repair or replace the sign. Repetitive problems with the same unit will be cause for rejection and replacement.

Use only project related messages and messages directed by the Engineer, unnecessary messages lessen the impact of the sign. Ensure the message is displayed in either one or 2 phases with each phase having no more than 3 lines of text. When no message is needed, but it is necessary to know if the sign is operable, flash only a pixel.

When the sign is not needed, move it outside the clear zone or where the Engineer directs. Variable Message Signs are the property of the Contractor and shall be removed from the project when no longer needed. The Department will not assume ownership of these signs.

4.0 MEASUREMENT. The final quantity of Variable Message Sign will be

11

the actual number of individual signs acceptably furnished and operated during the project. The Department will not measure signs replaced due to damage or rejection.

5.0 PAYMENT. The Department will pay for the Variable Message Signs at the unit price each. The Department will not pay for signs replaced due to damage or rejection. Payment is full compensation for furnishing all materials, labor, equipment, and service necessary to, operate, move, repair, and maintain or replace the variable message signs. The Department will make payment for the completed and accepted quantities under the following:

<u>Code</u>	<u>Pay Item</u>	<u>Pay Unit</u>
02671	Portable Changeable Message Sign	Each

Effective June 15, 2012

SPECIAL NOTE FOR BARCODE LABEL ON PERMANENT SIGNS

1.0 DESCRIPTION. Install barcode label on sheeting signs. Section references herein are to the Department's Standard Specifications for Road and Bridge Construction, current edition.

2.0 MATERIALS. The Department will provide the Contractor with a 2 inch x 1 inch foil barcode label for each permanent sheeting sign. A unique number will be assigned to each barcode label.

The Contractor shall contact the Operations and Pavement Management Branch in the Division of Maintenance at (502) 564-4556 to obtain the barcode labels.

3.0 CONSTRUCTION. Apply foil barcode label in the lower right quadrant of the sign back. Signs where the bottom edge is not parallel to the ground, the lowest corner of the sign shall serve as the location to place the barcode label. The barcode label shall be placed no less than one-inch and no more than three inches from any edge of the sign. The barcode must be placed so that the sign post does not cover the barcode label.

Barcodes shall be applied in an indoor setting with a minimum air temperature of 50°F or higher. Prior to application of the barcode label, the back of the sign must be clean and free of dust, oil, etc. If the sign is not clean, an alcohol swab shall be used to clean the area. The area must be allowed to dry prior to placement of the barcode label.

Data for each sign shall include the barcode number, MUTCD reference number, sheeting manufacturer, sheeting type, manufacture date, color of primary reflective surface, installation date, latitude and longitude using the North American Datum of 1983 (NAD83) or the State Plane Coordinates using an x and y ordinate of the installed location.

Data should be provided electronically on the TC 71-229 Sign Details Information and TC 71-230 Sign Assembly Information forms. The Contractor may choose to present the data in a different format provided that the information submitted to the Department is equivalent to the information required on the Department TC forms. The forms must be submitted in electronic format regardless of which type of form is used. The Department will not accept PDF or handwritten forms. These completed forms must be submitted to the Department prior to final inspection of the signs. The Department will not issue formal acceptance for the project until the TC 71-229 and TC-230 electronic forms are completed for all signs and sign assemblies on the project.

4.0 MEASUREMENT. The Department will measure all work required for the installation of the barcode label and all work associated with completion and submission of the sign inventory data (TC 71-229 and TC 71-230).

The installation of the permanent sign will be measured in accordance to Section 715.

5.0 PAYMENT. The Department will make payment for the completed and accepted quantities under the following:



<u>Code</u>	<u>Pay Item</u>	<u>Pay Unit</u>
24631EC	Barcode Sign Inventory	Each

The Department will not make payment for this item until all barcodes are installed and sign inventory is complete on every permanent sign installed on the project. The Department will make payment for installation of the permanent sign in accordance to Section 715. The Department will consider payment as full compensation for all work required under this special note.

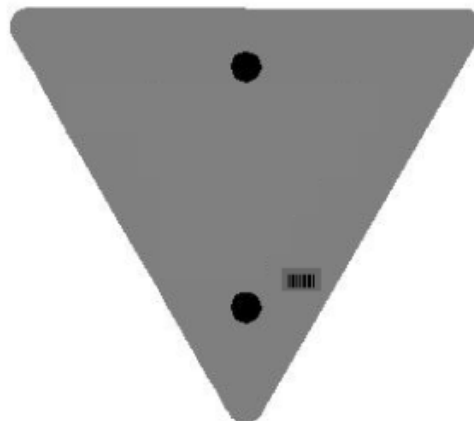

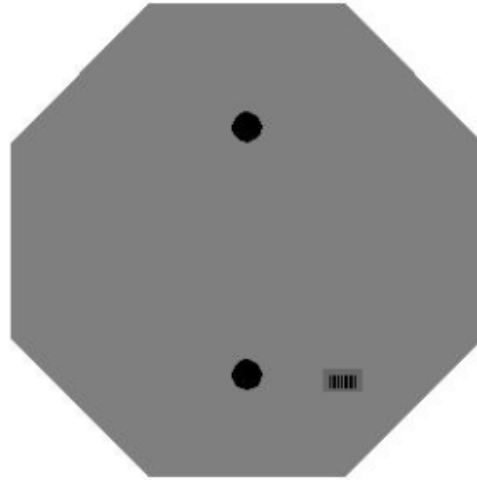

One Sign Post



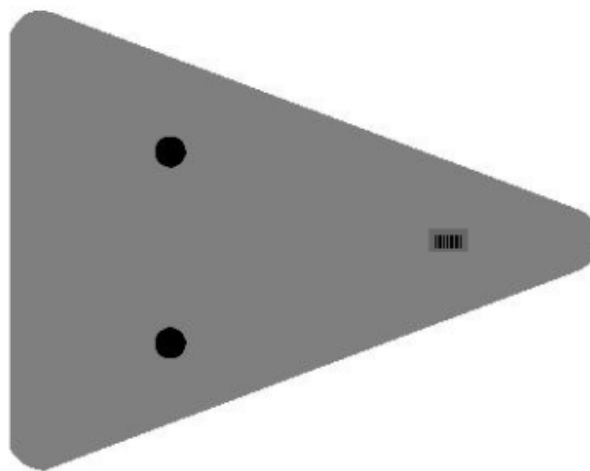
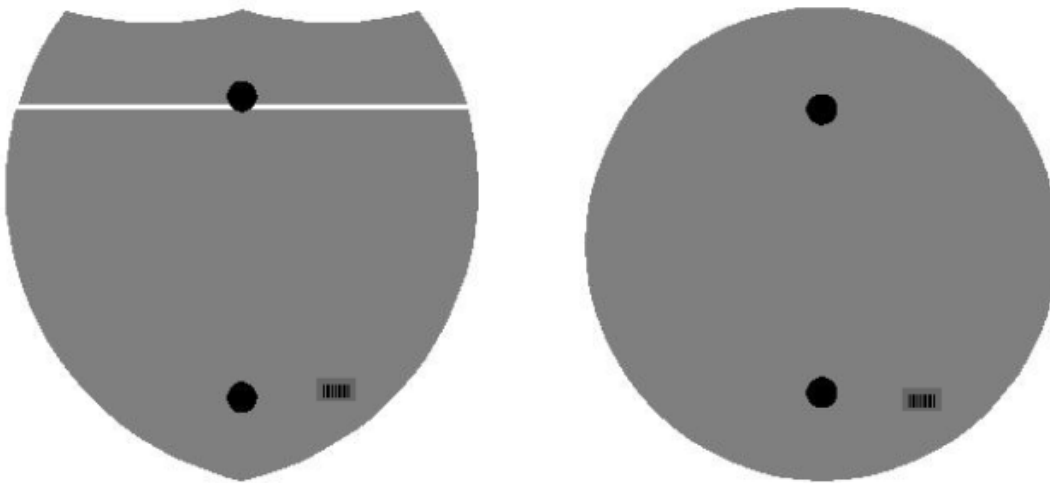
↑
2" Wide Post



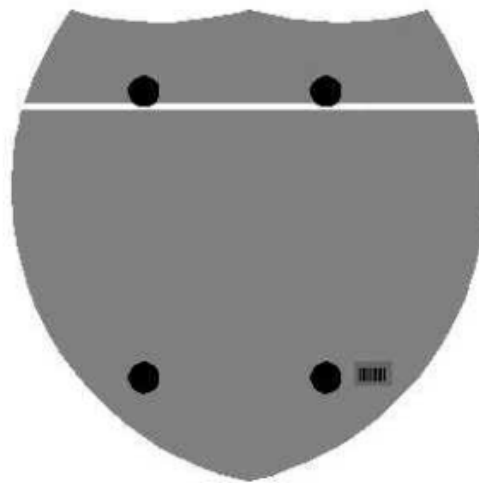
One Sign Post




One Sign Post



Double Sign Post



Interstate
Shield




48" Stop

2 Post Signs



↑
2" Wide Post



SPECIAL NOTE FOR LONGITUDINAL PAVEMENT JOINT ADHESIVE

1. DESCRIPTION. This specification covers the requirements and practices for applying an asphalt adhesive material to the longitudinal joint of the surface course of an asphalt pavement. Apply the adhesive to the face of longitudinal joint between driving lanes for the first lane paved. Then, place and compact the adjacent lane against the treated face to produce a strong, durable, waterproof longitudinal joint.
2. MATERIALS, EQUIPMENT, AND PERSONNEL.

2.1 Joint Adhesive. Provide material conforming to Subsection 2.1.1.

2.1.1 Provide an adhesive conforming to the following requirements:

Property	Specification	Test Procedure
Viscosity, 400 ° F (Pa·s)	4.0 – 10.0	ASTM D 4402
Cone Penetration, 77 ° F	60 – 100	ASTM D 5329
Flow, 140 ° F (mm)	5.0 max.	ASTM D 5329
Resilience, 77 ° F (%)	30 min.	ASTM D 5329
Ductility, 77 ° F (cm)	30.0 min.	ASTM D 113
Ductility, 39 ° F (cm)	30.0 min.	ASTM D 113
Tensile Adhesion, 77 ° F (%)	500 min.	ASTM D 5329, Type II
Softening Point, ° F	171 min.	AASHTO T 53
Asphalt Compatibility	Pass	ASTM D 5329

Ensure the temperature of the pavement joint adhesive is between 380 and 410 °F when the material is extruded in a 0.125-inch-thick band over the entire face of the longitudinal joint.

2.2. Equipment.

2.2.1 Melter Kettle. Provide an oil-jacketed, double-boiler, melter kettle equipped with any needed agitation and recirculating systems.

2.2.2 Applicator System. Provide a pressure-feed-wand applicator system with an applicator shoe attached.

2.3 Personnel. Ensure a technical representative from the manufacturer of the pavement joint adhesive is present during the initial construction activities and available upon the request of the Engineer.

3. CONSTRUCTION.

3.1 Surface Preparation. Prior to the application of the pavement joint adhesive, ensure the face of the longitudinal joint is thoroughly dry and free from dust or any other debris that would inhibit adhesion. Clean the joint face by the use of compressed air.

11N

Ensure this preparation process occurs shortly before application to prevent the return of debris on the joint face.

3.2 Pavement Joint Adhesive Application. Ensure the ambient temperature is a minimum of 40 ° F during the application of the pavement joint adhesive. Prior to applying the adhesive, demonstrate competence in applying the adhesive according to this note to the satisfaction of the Engineer. Heat the adhesive in the melter kettle to the specified temperature range. Pump the adhesive from the melter kettle through the wand onto the vertical face of the cold joint. Apply the adhesive in a continuous band over the entire face of the longitudinal joint. Do not use excessive material in either thickness or location. Ensure the edge of the extruded adhesive material is flush with the surface of the pavement. Then, place and compact the adjacent lane against the joint face. Remove any excessive material extruded from the joint after compaction (a small line of material may remain).

3.3 Pavement Joint Adhesive Certification. Furnish the joint adhesive's certification to the Engineer stating the material conforms to all requirements herein prior to use.

3.4 Sampling and Testing. The Department will require a random sample of pavement joint adhesive from each manufacturer's lot of material. Extrude two 5 lb. samples of the heated material and forward the sample to the Division of Materials for testing. Reynolds oven bags, turkey size, placed inside small cardboard boxes or cement cylinder molds have been found suitable. Ensure the product temperature is 400°F or below at the time of sampling.

4. MEASUREMENT. The Department will measure the quantity of Pavement Joint Adhesive in linear feet. The Department will not measure for payment any extra materials, labor, methods, equipment, or construction techniques used to satisfy the requirements of this note. The Department will not measure for payment any trial applications of Pavement Joint Adhesive, the cleaning of the joint face, or furnishing and placing the adhesive. The Department will consider all such items incidental to the Pavement Joint Adhesive.
5. PAYMENT. The Department will pay for the Pavement Joint Adhesive at the Contract unit bid price and apply an adjustment for each manufacturer's lot of material based on the degree of compliance as defined in the following schedule. When a sample fails on two or more tests, the Department may add the deductions, but the total deduction will not exceed 100 percent.

11N

Pavement Joint Adhesive Price Adjustment Schedule						
Test	Specification	100% Pay	90% Pay	80% Pay	50% Pay	0% Pay
Joint Adhesive Referenced in Subsection 2.1.1						
Viscosity, 400 ° F (Pa•s) ASTM D 3236	4.0-10.0	3.5-10.5	3.0-3.4 10.6-11.0	2.5-2.9 11.1-11.5	2.0-2.4 11.6-12.0	≤1.9 ≥ 12.1
Cone Penetration, 77 ° F ASTM D 5329	60-100	57-103	54-56 104-106	51-53 107-109	48-50 110-112	≤ 47 ≥ 113
Flow, 140 ° F (mm) ASTM D 5329	≤ 5.0	≤ 5.5	5.6-6.0	6.1-6.5	6.6-7.0	≥ 7.1
Resilience, 77 ° F (%) ASTM D 5329	≥ 30	≥ 28	26-27	24-25	22-23	≤ 21
Tensile Adhesion, 77 ° F (%) ASTM D 5329	≥ 500	≥ 490	480-489	470-479	460-469	≤ 459
Softening Point, ° F AASHTO T 53	≥ 171	≥ 169	166-168	163-165	160-162	≤ 159
Ductility, 77 ° F (cm) ASTM D 113	≥ 30.0	≥ 29.0	28.0-28.9	27.0-27.9	26.0-26.9	≤ 25.9
Ductility, 39 ° F (cm) ASTM D 113	≥ 30.0	≥ 29.0	28.0-28.9	27.0-27.9	26.0-26.9	≤ 25.9

Code
20071EC

Pay Item
Joint Adhesive

Pay Unit
Linear Foot

May 7, 2014

2020 STANDARD DRAWINGS THAT APPLY

ROADWAY

~ DRAINAGE ~

TYPICAL DRAINAGE INSTALLATIONS

CULVERT, ENTRANCE & STORM SEWER PIPE TYPES & COVER HEIGHTS (12" – 24" PIPE).....	RDI-001-10
CULVERT, ENTRANCE & STORM SEWER PIPE TYPES & COVER HEIGHTS (NON-CIRULAR, 15" – 60" PIPE).....	RDI-011-03
PIPE BEDDING FOR CULVERTS, ENTRANCE, AND STORM SEWER PIPE	RDI-020-10
PIPE BEDDING FOR CULVERTS, ENTRANCE, AND STORM SEWER, REINFORCED CONC. PIPE.....	RDI-021-01
PIPE BEDDING, TRENCH CONDITION	RDI-025-06
PIPE BEDDING, TRENCH CONDITION, REINFORCED CONC. PIPE.....	RDI-026-01
EROSION CONTROL BLANKET SLOPE INSTALLATION.....	RDI-040-01
EROSION CONTROL BLANKET CHANNEL INSTALLATION	RDI-041-01

~ GENERAL ~

CURVE WIDENING AND SUPERELEVATION

CURVE WIDENING AND SUPERELEVATION TRANSITIONS	RGS-001-07
SUPERELEVATION FOR MULTILANE PAVEMENTS	RGS-002-06

MISCELLANEOUS STANDARDS

MISCELLANEOUS STANDARDS.....	RGX-001-06
------------------------------	------------

~ PAVEMENT ~

MEDIANS, CURBS, APPROACHES, ENTRANCES, ETC.

STANDARD BARRIER MEDIAN	RPM-010-06
CURB AND GUTTER, CURBS AND VALLEY GUTTER	RPM-100-11
APPROACHES, ENTRANCES, AND MAIL BOX TURNOUT.....	RPM-110-07
ISLAND CURB CONSTRUCTION DETAILS (RIGID & FLEXIBLE PAVEMENT)	RPM-120-07

TRAFFIC

~ PERMANENT ~

MARKERS

INLAID PAVEMENT MARKER ARRANGEMENTS MULTI-LANE ROADWAYS	Sepia 006
INLAID PAVEMENT MARKER ARRANGEMENTS MULTI-LANE ROADWAYS	Sepia 007
INLAID PAVEMENT MARKER ARRANGEMENTS MULTI-LANE ROADWAYS	Sepia 008
INLAID PAVEMENT MARKER ARRANGEMENT CHANNELIZED INTERSECTION	Sepia 016
TYPICAL MARKINGS FOR ISLANDS AND MEDIANS	TPM-205
TYPICAL MARKINGS FOR TURN LANES PAGE 1	TPM-206

Standard Drawings That Apply
Page 2 of 2

TYPICAL MARKINGS FOR TURN LANES PAGE 2 TPM-207

~ TEMPORARY ~
TRAFFIC CONTROL

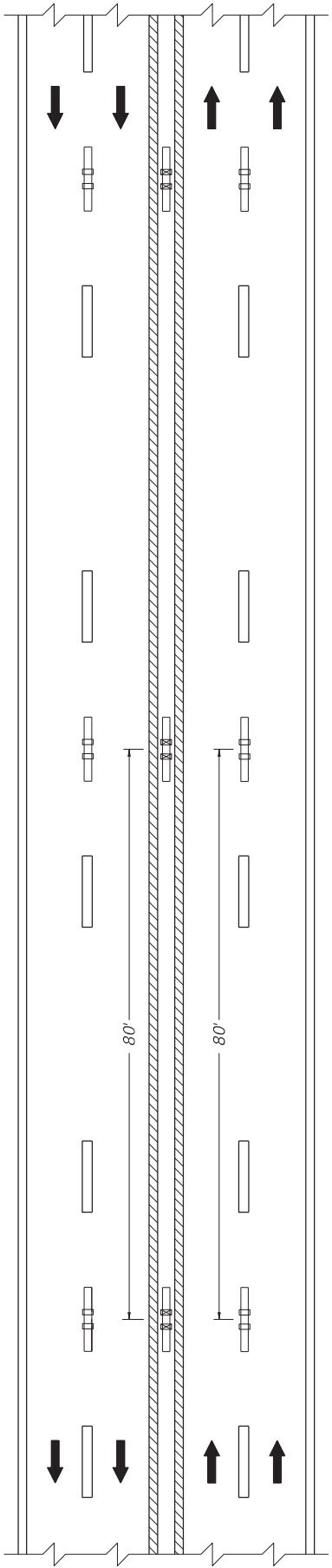
LANE CLOSURE MULTI-LANE HIGHWAY CASE I TTC-115-04
LANE CLOSURE MULTI-LANE HIGHWAY CASE II TTC-120-04
SHOULDER CLOSURE TTC-135-03
TEMPORARY PAVEMENT MARKER ARRANGEMENTS FOR CONSTRUCTION ZONES TTC-155-02
TEMPORARY PAVEMENT MARKER ARRANGEMENTS FOR LANE CLOSURES TTC-160-02

DEVICES

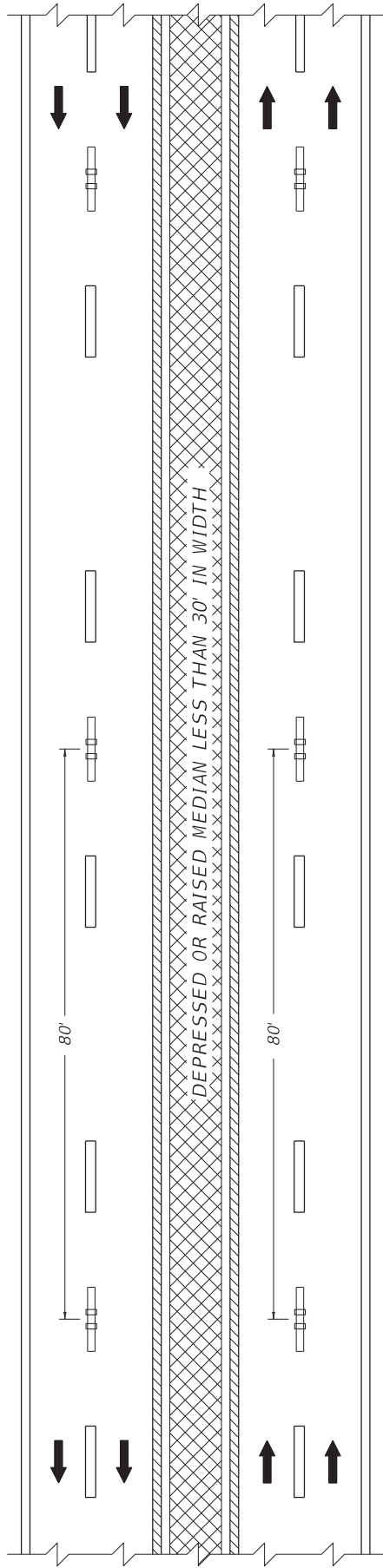
DOUBLE FINES ZONE SIGNS TTD-120-03
SPEED ZONE SIGNING FOR WORK ZONES TTD-130

STRIPING OPERATIONS

MOBILE OPERATION FOR PAINT STRIPING CASE I TTS-100-02
MOBILE OPERATION FOR PAINT STRIPING CASE II TTS-105-02
MOBILE OPERATION FOR PAINT STRIPING CASE III TTS-110-02
MOBILE OPERATION FOR PAINT STRIPING CASE IV TTS-115-02



ARRANGEMENT "A" (UNDIVIDED HIGHWAY)



ARRANGEMENT "B" (DIVIDED HIGHWAY WITH DEPRESSED OR RAISED MEDIAN LESS THAN 30' IN WIDTH)

~ NOTES ~

1. MARKERS INSTALLED WITH DOUBLE YELLOW CENTERLINES SHOULD BE PLACED BETWEEN THE TWO LINES.
2. MARKERS INSTALLED ALONG LANE LINES SHOULD BE PLACED BETWEEN AND IN LINE WITH THE SKIPS.
3. MARKERS SHALL NOT BE INSTALLED ON TOP OF THE PAVEMENT JOINT. OFFSET MARKERS A MINIMUM OF 2" FROM THE PAVEMENT JOINT. ENSURE THAT THE FINISHED LINE OF MARKERS IS STRAIGHT WITH MINIMAL LATERAL DEVIATION. MARKERS MAY BE ELIMINATED OR PLACEMENT ADJUSTED AT THE DISCRETION OF THE ENGINEER.
4. MARKERS SHALL BE INSTALLED AT 40' SPACING ALONG SOLID WHITE AUXILIARY LANES. MARKER COLOR SHALL MATCH THE MARKERS INSTALLED ALONG THE WHITE LANE LINES.
 BID ITEMS
 06610 - INLAID PAVEMENT MARKER - MW EACH
 06612 - INLAID PAVEMENT MARKER - BY EACH

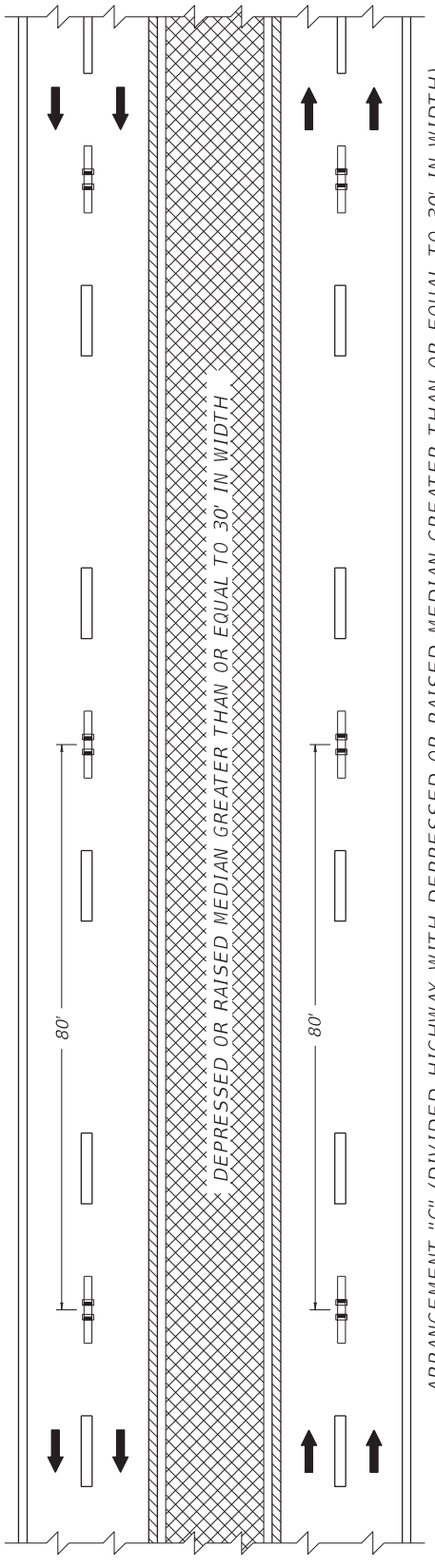
LEGEND

	BI-DIRECTIONAL PAVEMENT MARKER (YELLOW)
	MONO-DIRECTIONAL PAVEMENT MARKER (WHITE)
	MARKINGS (YELLOW)
	MARKINGS (WHITE)
	DEPRESSED OR RAISED MEDIAN

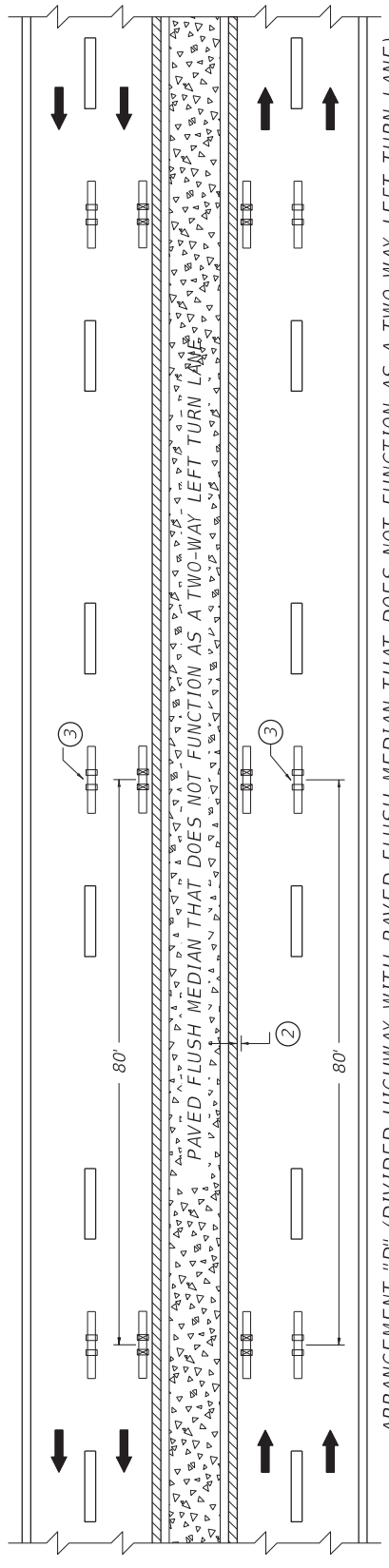
DRAWING NOT TO SCALE

KENTUCKY DEPARTMENT OF HIGHWAYS
INLAID PAVEMENT MARKER ARRANGEMENTS MULTI-LANE ROADWAYS

SUBMITTED DIVISION DIRECTOR
06-09-21 DATE
006



ARRANGEMENT "C" (DIVIDED HIGHWAY WITH DEPRESSED OR RAISED MEDIAN GREATER THAN OR EQUAL TO 30' IN WIDTH)



ARRANGEMENT "D" (DIVIDED HIGHWAY WITH PAVED FLUSH MEDIAN THAT DOES NOT FUNCTION AS A TWO-WAY LEFT TURN LANE)

- ~ NOTES ~
1. MARKERS INSTALLED ALONG LANE LINES SHOULD BE PLACED BETWEEN AND IN LINE WITH THE SKIPS.
 2. MARKERS INSTALLED ALONG EDGE LINES SHOULD BE PLACED SO THAT THE NEAR EDGE OF THE GROOVE IS NO MORE THAN 1" FROM THE NEAR EDGE OF THE LINE.
 3. IF WIDTH OF PAVED FLUSH MEDIAN IS GREATER THAN OR EQUAL TO 30', BI-DIRECTIONAL (WHITE-RED) MARKERS SHALL BE USED ALONG THE LANE LINES IN LIEU OF MONO-DIRECTIONAL (WHITE) MARKERS.
 4. MARKERS SHALL NOT BE INSTALLED ON TOP OF THE PAVEMENT JOINT. OFFSET MARKERS A MINIMUM OF 2" FROM THE PAVEMENT JOINT. ENSURE THAT THE FINISHED LINE OF MARKERS IS STRAIGHT WITH MINIMAL LATERAL DEVIATION. MARKERS MAY BE ELIMINATED OR PLACEMENT ADJUSTED AT THE DISCRETION OF THE ENGINEER.
 5. MARKERS SHALL BE INSTALLED AT 40' SPACING ALONG SOLID WHITE AUXILIARY LINES. MARKER COLOR SHALL MATCH THE MARKERS INSTALLED ALONG THE WHITE LANE LINES.
- BID ITEMS
 06610 - INLAID PAVEMENT MARKER - MW
 06612 - INLAID PAVEMENT MARKER - BY
 06613 - INLAID PAVEMENT MARKER - B W/R

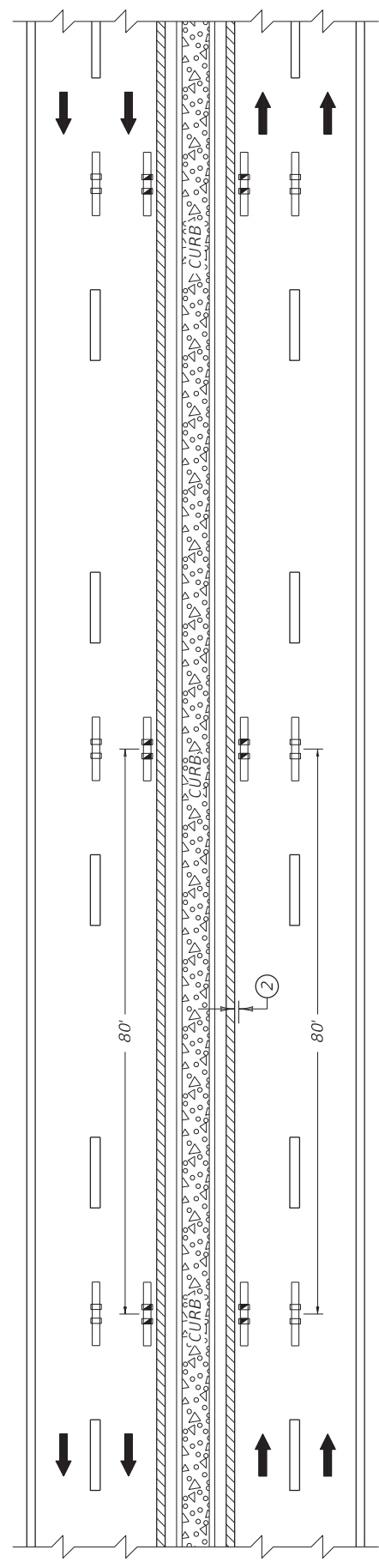
LEGEND

	BI-DIRECTIONAL PAVEMENT MARKER (YELLOW)
	BI-DIRECTIONAL PAVEMENT MARKER (WHITE-RED)
	MONO-DIRECTIONAL PAVEMENT MARKER (WHITE)
	MARKINGS (YELLOW)
	MARKINGS (WHITE)
	FLUSH MEDIAN
	DEPRESSED OR RAISED MEDIAN

DRAWING NOT TO SCALE

KENTUCKY
DEPARTMENT OF HIGHWAYS
INLAID PAVEMENT MARKER
ARRANGEMENTS
MULTI-LANE ROADWAYS

SUBMITTED _____ DATE 06-09-21
 DIVISION DIRECTOR *Jim A.* 007



ARRANGEMENT "E" (DIVIDED HIGHWAY WITH CURB WITHIN 8' OF DRIVING LANE)

LEGEND

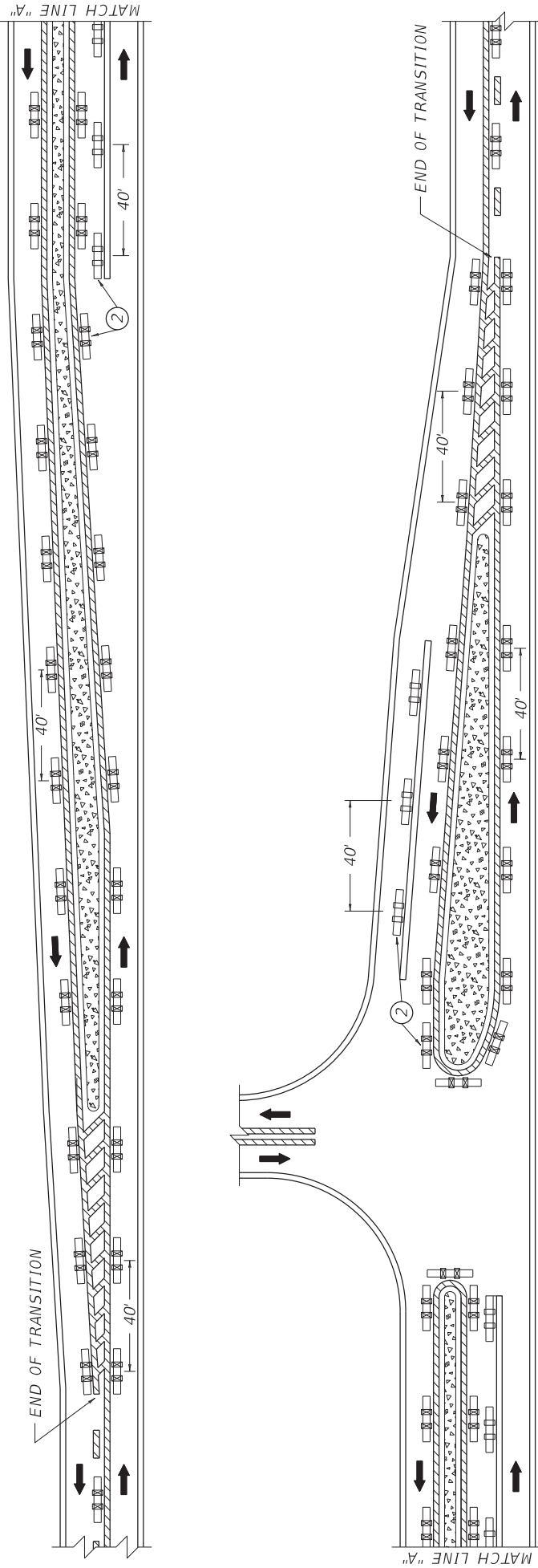
	MONO-DIRECTIONAL PAVEMENT MARKER (YELLOW)
	MONO-DIRECTIONAL PAVEMENT MARKER (WHITE)
	MARKINGS (YELLOW)
	MARKINGS (WHITE)

~ NOTES ~

1. MARKERS INSTALLED ALONG LANE LINES SHALL BE PLACED BETWEEN AND IN LINE WITH THE SKIPS.
 - ② MARKERS INSTALLED ALONG EDGE LINES SHALL BE PLACED SO THAT THE NEAR EDGE OF THE GROOVE IS NO MORE THAN 1" FROM THE NEAR EDGE OF THE LINE.
 3. MARKERS SHALL NOT BE INSTALLED ON TOP OF THE PAVEMENT JOINT. OFFSET MARKERS A MINIMUM OF 2" FROM THE PAVEMENT JOINT. ENSURE THAT THE FINISHED LINE OF MARKERS IS STRAIGHT WITH MINIMAL LATERAL DEVIATION. MARKERS MAY BE ELIMINATED OR PLACEMENT ADJUSTED AT THE DISCRETION OF THE ENGINEER.
 4. MARKERS SHALL BE INSTALLED AT 40' SPACING ALONG SOLID WHITE AUXILIARY LANES. MARKER COLOR SHALL MATCH THE MARKERS INSTALLED ALONG THE WHITE LANE LINES.
- BID ITEMS:
06610 - INLAID PAVEMENT MARKER - MW EACH
06611 - INLAID PAVEMENT MARKER - MY EACH

DRAWING NOT TO SCALE

KENTUCKY DEPARTMENT OF HIGHWAYS
INLAID PAVEMENT MARKER ARRANGEMENTS MULTI-LANE ROADWAYS
SUBMITTED 06-09-21 <small>DIVISION DIRECTOR</small> <small>DATE</small>
008



CHANNELIZED INTERSECTION ON A TWO DIRECTIONAL TWO LANE FACILITY

LEGEND	
	BI-DIRECTIONAL PAVEMENT MARKER (YELLOW)
	MONO-DIRECTIONAL PAVEMENT MARKER (WHITE)
	CURBED OR FLUSH MEDIAN
	MARKINGS (YELLOW)
	MARKINGS (WHITE)

DRAWING NOT TO SCALE
USE WITH CUR. STD. DWG.
TPM-205

~ NOTES ~

- MARKERS INSTALLED ALONG DASHED YELLOW CENTERLINES SHALL BE PLACED BETWEEN AND IN LINE WITH THE SKIPS.
- MARKERS INSTALLED ALONG EDGE LINES OR CHANNELIZING LINES SHALL BE PLACED SO THAT THE NEAR EDGE OF THE GROOVE IS NO MORE THAN 1" FROM THE NEAR EDGE OF THE LINE.
- MARKERS SHALL NOT BE INSTALLED ON TOP OF THE PAVEMENT JOINT. OFFSET MARKERS A MINIMUM OF 2" FROM THE PAVEMENT JOINT. ENSURE THAT THE FINISHED LINE OF MARKERS IS STRAIGHT WITH MINIMAL LATERAL DEVIATION. MARKERS MAY BE ELIMINATED OR PLACEMENT ADJUSTED AT THE DISCRETION OF THE ENGINEER.

BID ITEMS
06610 - INLAID PAVEMENT MARKER - MW
06612 - INLAID PAVEMENT MARKER - BY
UNIT TO BID
EACH
EACH

KENTUCKY
DEPARTMENT OF HIGHWAYS
INLAID PAVEMENT MARKER
ARRANGEMENT
CHANNELIZED
INTERSECTION

SUBMITTED 06-09-21
DIVISION DIRECTOR
016

PART III

EMPLOYMENT, WAGE AND RECORD REQUIREMENTS

FHWA-1273 – Revised October 23, 2023

**REQUIRED CONTRACT PROVISIONS
FEDERAL-AID CONSTRUCTION CONTRACTS**

- I. General
- II. Nondiscrimination
- III. Non-segregated Facilities
- IV. Davis-Bacon and Related Act Provisions
- V. Contract Work Hours and Safety Standards Act Provisions
- VI. Subletting or Assigning the Contract
- VII. Safety: Accident Prevention
- VIII. False Statements Concerning Highway Projects
- IX. Implementation of Clean Air Act and Federal Water Pollution Control Act
- X. Certification Regarding Debarment, Suspension, Ineligibility and Voluntary Exclusion
- XI. Certification Regarding Use of Contract Funds for Lobbying
- XII. Use of United States-Flag Vessels:

ATTACHMENTS

A. Employment and Materials Preference for Appalachian Development Highway System or Appalachian Local Access Road Contracts (included in Appalachian contracts only)

I. GENERAL

1. Form FHWA-1273 must be physically incorporated in each construction contract funded under title 23, United States Code, as required in 23 CFR 633.102(b) (excluding emergency contracts solely intended for debris removal). The contractor (or subcontractor) must insert this form in each subcontract and further require its inclusion in all lower tier subcontracts (excluding purchase orders, rental agreements and other agreements for supplies or services). 23 CFR 633.102(e).

The applicable requirements of Form FHWA-1273 are incorporated by reference for work done under any purchase order, rental agreement or agreement for other services. The prime contractor shall be responsible for compliance by any subcontractor, lower-tier subcontractor or service provider. 23 CFR 633.102(e).

Form FHWA-1273 must be included in all Federal-aid design-build contracts, in all subcontracts and in lower tier subcontracts (excluding subcontracts for design services, purchase orders, rental agreements and other agreements for supplies or services) in accordance with 23 CFR 633.102. The design-builder shall be responsible for compliance by any subcontractor, lower-tier subcontractor or service provider.

Contracting agencies may reference Form FHWA-1273 in solicitation-for-bids or request-for-proposals documents, however, the Form FHWA-1273 must be physically incorporated (not referenced) in all contracts, subcontracts and lower-tier subcontracts (excluding purchase orders, rental agreements and other agreements for supplies or services related to a construction contract). 23 CFR 633.102(b).

2. Subject to the applicability criteria noted in the following sections, these contract provisions shall apply to all work

performed on the contract by the contractor's own organization and with the assistance of workers under the contractor's immediate superintendence and to all work performed on the contract by piecework, station work, or by subcontract. 23 CFR 633.102(d).

3. A breach of any of the stipulations contained in these Required Contract Provisions may be sufficient grounds for withholding of progress payments, withholding of final payment, termination of the contract, suspension / debarment or any other action determined to be appropriate by the contracting agency and FHWA.

4. Selection of Labor: During the performance of this contract, the contractor shall not use convict labor for any purpose within the limits of a construction project on a Federal-aid highway unless it is labor performed by convicts who are on parole, supervised release, or probation. 23 U.S.C. 114(b). The term Federal-aid highway does not include roadways functionally classified as local roads or rural minor collectors. 23 U.S.C. 101(a).

II. NONDISCRIMINATION (23 CFR 230.107(a); 23 CFR Part 230, Subpart A, Appendix A; EO 11246)

The provisions of this section related to 23 CFR Part 230, Subpart A, Appendix A are applicable to all Federal-aid construction contracts and to all related construction subcontracts of \$10,000 or more. The provisions of 23 CFR Part 230 are not applicable to material supply, engineering, or architectural service contracts.

In addition, the contractor and all subcontractors must comply with the following policies: Executive Order 11246, 41 CFR Part 60, 29 CFR Parts 1625-1627, 23 U.S.C. 140, Section 504 of the Rehabilitation Act of 1973, as amended (29 U.S.C. 794), Title VI of the Civil Rights Act of 1964, as amended (42 U.S.C. 2000d et seq.), and related regulations including 49 CFR Parts 21, 26, and 27; and 23 CFR Parts 200, 230, and 633.

The contractor and all subcontractors must comply with: the requirements of the Equal Opportunity Clause in 41 CFR 60-1.4(b) and, for all construction contracts exceeding \$10,000, the Standard Federal Equal Employment Opportunity Construction Contract Specifications in 41 CFR 60-4.3.

Note: The U.S. Department of Labor has exclusive authority to determine compliance with Executive Order 11246 and the policies of the Secretary of Labor including 41 CFR Part 60, and 29 CFR Parts 1625-1627. The contracting agency and the FHWA have the authority and the responsibility to ensure compliance with 23 U.S.C. 140, Section 504 of the Rehabilitation Act of 1973, as amended (29 U.S.C. 794), and Title VI of the Civil Rights Act of 1964, as amended (42 U.S.C. 2000d et seq.), and related regulations including 49 CFR Parts 21, 26, and 27; and 23 CFR Parts 200, 230, and 633.

The following provision is adopted from 23 CFR Part 230, Subpart A, Appendix A, with appropriate revisions to conform to the U.S. Department of Labor (US DOL) and FHWA requirements.

1. Equal Employment Opportunity: Equal Employment Opportunity (EEO) requirements not to discriminate and to take affirmative action to assure equal opportunity as set forth under laws, executive orders, rules, regulations (see 28 CFR Part 35, 29 CFR Part 1630, 29 CFR Parts 1625-1627, 41 CFR Part 60 and 49 CFR Part 27) and orders of the Secretary of Labor as modified by the provisions prescribed herein, and imposed pursuant to 23 U.S.C. 140, shall constitute the EEO and specific affirmative action standards for the contractor's project activities under this contract. The provisions of the Americans with Disabilities Act of 1990 (42 U.S.C. 12101 et seq.) set forth under 28 CFR Part 35 and 29 CFR Part 1630 are incorporated by reference in this contract. In the execution of this contract, the contractor agrees to comply with the following minimum specific requirement activities of EEO:

a. The contractor will work with the contracting agency and the Federal Government to ensure that it has made every good faith effort to provide equal opportunity with respect to all of its terms and conditions of employment and in their review of activities under the contract. 23 CFR 230.409 (g)(4) & (5).

b. The contractor will accept as its operating policy the following statement:

"It is the policy of this Company to assure that applicants are employed, and that employees are treated during employment, without regard to their race, religion, sex, sexual orientation, gender identity, color, national origin, age or disability. Such action shall include: employment, upgrading, demotion, or transfer; recruitment or recruitment advertising; layoff or termination; rates of pay or other forms of compensation; and selection for training, including apprenticeship, pre-apprenticeship, and/or on-the-job training."

2. EEO Officer: The contractor will designate and make known to the contracting officers an EEO Officer who will have the responsibility for and must be capable of effectively administering and promoting an active EEO program and who must be assigned adequate authority and responsibility to do so.

3. Dissemination of Policy: All members of the contractor's staff who are authorized to hire, supervise, promote, and discharge employees, or who recommend such action or are substantially involved in such action, will be made fully cognizant of and will implement the contractor's EEO policy and contractual responsibilities to provide EEO in each grade and classification of employment. To ensure that the above agreement will be met, the following actions will be taken as a minimum:

a. Periodic meetings of supervisory and personnel office employees will be conducted before the start of work and then not less often than once every six months, at which time the contractor's EEO policy and its implementation will be reviewed and explained. The meetings will be conducted by the EEO Officer or other knowledgeable company official.

b. All new supervisory or personnel office employees will be given a thorough indoctrination by the EEO Officer, covering all major aspects of the contractor's EEO obligations within thirty days following their reporting for duty with the contractor.

c. All personnel who are engaged in direct recruitment for the project will be instructed by the EEO Officer in the contractor's procedures for locating and hiring minorities and women.

d. Notices and posters setting forth the contractor's EEO policy will be placed in areas readily accessible to employees, applicants for employment and potential employees.

e. The contractor's EEO policy and the procedures to implement such policy will be brought to the attention of employees by means of meetings, employee handbooks, or other appropriate means.

4. Recruitment: When advertising for employees, the contractor will include in all advertisements for employees the notation: "An Equal Opportunity Employer." All such advertisements will be placed in publications having a large circulation among minorities and women in the area from which the project work force would normally be derived.

a. The contractor will, unless precluded by a valid bargaining agreement, conduct systematic and direct recruitment through public and private employee referral sources likely to yield qualified minorities and women. To meet this requirement, the contractor will identify sources of potential minority group employees and establish with such identified sources procedures whereby minority and women applicants may be referred to the contractor for employment consideration.

b. In the event the contractor has a valid bargaining agreement providing for exclusive hiring hall referrals, the contractor is expected to observe the provisions of that agreement to the extent that the system meets the contractor's compliance with EEO contract provisions. Where implementation of such an agreement has the effect of discriminating against minorities or women, or obligates the contractor to do the same, such implementation violates Federal nondiscrimination provisions.

c. The contractor will encourage its present employees to refer minorities and women as applicants for employment. Information and procedures with regard to referring such applicants will be discussed with employees.

5. Personnel Actions: Wages, working conditions, and employee benefits shall be established and administered, and personnel actions of every type, including hiring, upgrading, promotion, transfer, demotion, layoff, and termination, shall be taken without regard to race, color, religion, sex, sexual orientation, gender identity, national origin, age or disability. The following procedures shall be followed:

a. The contractor will conduct periodic inspections of project sites to ensure that working conditions and employee facilities do not indicate discriminatory treatment of project site personnel.

b. The contractor will periodically evaluate the spread of wages paid within each classification to determine any evidence of discriminatory wage practices.

c. The contractor will periodically review selected personnel actions in depth to determine whether there is evidence of discrimination. Where evidence is found, the contractor will promptly take corrective action. If the review indicates that the discrimination may extend beyond the actions reviewed, such corrective action shall include all affected persons.

d. The contractor will promptly investigate all complaints of alleged discrimination made to the contractor in connection with its obligations under this contract, will attempt to resolve such complaints, and will take appropriate corrective action

within a reasonable time. If the investigation indicates that the discrimination may affect persons other than the complainant, such corrective action shall include such other persons. Upon completion of each investigation, the contractor will inform every complainant of all of their avenues of appeal.

6. Training and Promotion:

a. The contractor will assist in locating, qualifying, and increasing the skills of minorities and women who are applicants for employment or current employees. Such efforts should be aimed at developing full journey level status employees in the type of trade or job classification involved.

b. Consistent with the contractor's work force requirements and as permissible under Federal and State regulations, the contractor shall make full use of training programs (i.e., apprenticeship and on-the-job training programs for the geographical area of contract performance). In the event a special provision for training is provided under this contract, this subparagraph will be superseded as indicated in the special provision. The contracting agency may reserve training positions for persons who receive welfare assistance in accordance with 23 U.S.C. 140(a).

c. The contractor will advise employees and applicants for employment of available training programs and entrance requirements for each.

d. The contractor will periodically review the training and promotion potential of employees who are minorities and women and will encourage eligible employees to apply for such training and promotion.

7. Unions: If the contractor relies in whole or in part upon unions as a source of employees, the contractor will use good faith efforts to obtain the cooperation of such unions to increase opportunities for minorities and women. 23 CFR 230.409. Actions by the contractor, either directly or through a contractor's association acting as agent, will include the procedures set forth below:

a. The contractor will use good faith efforts to develop, in cooperation with the unions, joint training programs aimed toward qualifying more minorities and women for membership in the unions and increasing the skills of minorities and women so that they may qualify for higher paying employment.

b. The contractor will use good faith efforts to incorporate an EEO clause into each union agreement to the end that such union will be contractually bound to refer applicants without regard to their race, color, religion, sex, sexual orientation, gender identity, national origin, age, or disability.

c. The contractor is to obtain information as to the referral practices and policies of the labor union except that to the extent such information is within the exclusive possession of the labor union and such labor union refuses to furnish such information to the contractor, the contractor shall so certify to the contracting agency and shall set forth what efforts have been made to obtain such information.

d. In the event the union is unable to provide the contractor with a reasonable flow of referrals within the time limit set forth in the collective bargaining agreement, the contractor will, through independent recruitment efforts, fill the employment vacancies without regard to race, color, religion, sex, sexual orientation, gender identity, national origin, age, or disability; making full efforts to obtain qualified and/or qualifiable minorities and women. The failure of a union to provide

sufficient referrals (even though it is obligated to provide exclusive referrals under the terms of a collective bargaining agreement) does not relieve the contractor from the requirements of this paragraph. In the event the union referral practice prevents the contractor from meeting the obligations pursuant to Executive Order 11246, as amended, and these special provisions, such contractor shall immediately notify the contracting agency.

8. Reasonable Accommodation for Applicants / Employees with Disabilities: The contractor must be familiar with the requirements for and comply with the Americans with Disabilities Act and all rules and regulations established thereunder. Employers must provide reasonable accommodation in all employment activities unless to do so would cause an undue hardship.

9. Selection of Subcontractors, Procurement of Materials and Leasing of Equipment: The contractor shall not discriminate on the grounds of race, color, religion, sex, sexual orientation, gender identity, national origin, age, or disability in the selection and retention of subcontractors, including procurement of materials and leases of equipment. The contractor shall take all necessary and reasonable steps to ensure nondiscrimination in the administration of this contract.

a. The contractor shall notify all potential subcontractors, suppliers, and lessors of their EEO obligations under this contract.

b. The contractor will use good faith efforts to ensure subcontractor compliance with their EEO obligations.

10. Assurances Required:

a. The requirements of 49 CFR Part 26 and the State DOT's FHWA-approved Disadvantaged Business Enterprise (DBE) program are incorporated by reference.

b. The contractor, subrecipient or subcontractor shall not discriminate on the basis of race, color, national origin, or sex in the performance of this contract. The contractor shall carry out applicable requirements of 49 CFR part 26 in the award and administration of DOT-assisted contracts. Failure by the contractor to carry out these requirements is a material breach of this contract, which may result in the termination of this contract or such other remedy as the recipient deems appropriate, which may include, but is not limited to:

- (1) Withholding monthly progress payments;
- (2) Assessing sanctions;
- (3) Liquidated damages; and/or
- (4) Disqualifying the contractor from future bidding as non-responsible.

c. The Title VI and nondiscrimination provisions of U.S. DOT Order 1050.2A at Appendixes A and E are incorporated by reference. 49 CFR Part 21.

11. Records and Reports: The contractor shall keep such records as necessary to document compliance with the EEO requirements. Such records shall be retained for a period of three years following the date of the final payment to the contractor for all contract work and shall be available at reasonable times and places for inspection by authorized representatives of the contracting agency and the FHWA.

a. The records kept by the contractor shall document the following:

(1) The number and work hours of minority and non-minority group members and women employed in each work classification on the project;

(2) The progress and efforts being made in cooperation with unions, when applicable, to increase employment opportunities for minorities and women; and

(3) The progress and efforts being made in locating, hiring, training, qualifying, and upgrading minorities and women.

b. The contractors and subcontractors will submit an annual report to the contracting agency each July for the duration of the project indicating the number of minority, women, and non-minority group employees currently engaged in each work classification required by the contract work. This information is to be reported on [Form FHWA-1391](#). The staffing data should represent the project work force on board in all or any part of the last payroll period preceding the end of July. If on-the-job training is being required by special provision, the contractor will be required to collect and report training data. The employment data should reflect the work force on board during all or any part of the last payroll period preceding the end of July.

III. NONSEGREGATED FACILITIES

This provision is applicable to all Federal-aid construction contracts and to all related construction subcontracts of more than \$10,000. 41 CFR 60-1.5.

As prescribed by 41 CFR 60-1.8, the contractor must ensure that facilities provided for employees are provided in such a manner that segregation on the basis of race, color, religion, sex, sexual orientation, gender identity, or national origin cannot result. The contractor may neither require such segregated use by written or oral policies nor tolerate such use by employee custom. The contractor's obligation extends further to ensure that its employees are not assigned to perform their services at any location under the contractor's control where the facilities are segregated. The term "facilities" includes waiting rooms, work areas, restaurants and other eating areas, time clocks, restrooms, washrooms, locker rooms and other storage or dressing areas, parking lots, drinking fountains, recreation or entertainment areas, transportation, and housing provided for employees. The contractor shall provide separate or single-user restrooms and necessary dressing or sleeping areas to assure privacy between sexes.

IV. DAVIS-BACON AND RELATED ACT PROVISIONS

This section is applicable to all Federal-aid construction projects exceeding \$2,000 and to all related subcontracts and lower-tier subcontracts (regardless of subcontract size), in accordance with 29 CFR 5.5. The requirements apply to all projects located within the right-of-way of a roadway that is functionally classified as Federal-aid highway. 23 U.S.C. 113. This excludes roadways functionally classified as local roads or rural minor collectors, which are exempt. 23 U.S.C. 101. Where applicable law requires that projects be treated as a project on a Federal-aid highway, the provisions of this subpart will apply regardless of the location of the project. Examples include: Surface Transportation Block Grant Program projects funded under 23 U.S.C. 133 [excluding recreational trails projects], the Nationally Significant Freight and Highway

Projects funded under 23 U.S.C. 117, and National Highway Freight Program projects funded under 23 U.S.C. 167.

The following provisions are from the U.S. Department of Labor regulations in 29 CFR 5.5 "Contract provisions and related matters" with minor revisions to conform to the FHWA-1273 format and FHWA program requirements.

1. Minimum wages (29 CFR 5.5)

a. *Wage rates and fringe benefits.* All laborers and mechanics employed or working upon the site of the work (or otherwise working in construction or development of the project under a development statute), will be paid unconditionally and not less often than once a week, and without subsequent deduction or rebate on any account (except such payroll deductions as are permitted by regulations issued by the Secretary of Labor under the Copeland Act ([29 CFR part 3](#))), the full amount of basic hourly wages and bona fide fringe benefits (or cash equivalents thereof) due at time of payment computed at rates not less than those contained in the wage determination of the Secretary of Labor which is attached hereto and made a part hereof, regardless of any contractual relationship which may be alleged to exist between the contractor and such laborers and mechanics. As provided in paragraphs (d) and (e) of 29 CFR 5.5, the appropriate wage determinations are effective by operation of law even if they have not been attached to the contract. Contributions made or costs reasonably anticipated for bona fide fringe benefits under the Davis-Bacon Act ([40 U.S.C. 3141\(2\)\(B\)](#)) on behalf of laborers or mechanics are considered wages paid to such laborers or mechanics, subject to the provisions of paragraph 1.e. of this section; also, regular contributions made or costs incurred for more than a weekly period (but not less often than quarterly) under plans, funds, or programs which cover the particular weekly period, are deemed to be constructively made or incurred during such weekly period. Such laborers and mechanics must be paid the appropriate wage rate and fringe benefits on the wage determination for the classification(s) of work actually performed, without regard to skill, except as provided in paragraph 4. of this section. Laborers or mechanics performing work in more than one classification may be compensated at the rate specified for each classification for the time actually worked therein: *Provided*, That the employer's payroll records accurately set forth the time spent in each classification in which work is performed. The wage determination (including any additional classifications and wage rates conformed under paragraph 1.c. of this section) and the Davis-Bacon poster (WH-1321) must be posted at all times by the contractor and its subcontractors at the site of the work in a prominent and accessible place where it can be easily seen by the workers.

b. *Frequently recurring classifications.* (1) In addition to wage and fringe benefit rates that have been determined to be prevailing under the procedures set forth in [29 CFR part 1](#), a wage determination may contain, pursuant to § 1.3(f), wage and fringe benefit rates for classifications of laborers and mechanics for which conformance requests are regularly submitted pursuant to paragraph 1.c. of this section, provided that:

(i) The work performed by the classification is not performed by a classification in the wage determination for which a prevailing wage rate has been determined;

(ii) The classification is used in the area by the construction industry; and

(iii) The wage rate for the classification bears a reasonable relationship to the prevailing wage rates contained in the wage determination.

(2) The Administrator will establish wage rates for such classifications in accordance with paragraph 1.c.(1)(iii) of this section. Work performed in such a classification must be paid at no less than the wage and fringe benefit rate listed on the wage determination for such classification.

c. *Conformance.* (1) The contracting officer must require that any class of laborers or mechanics, including helpers, which is not listed in the wage determination and which is to be employed under the contract be classified in conformance with the wage determination. Conformance of an additional classification and wage rate and fringe benefits is appropriate only when the following criteria have been met:

(i) The work to be performed by the classification requested is not performed by a classification in the wage determination; and

(ii) The classification is used in the area by the construction industry; and

(iii) The proposed wage rate, including any bona fide fringe benefits, bears a reasonable relationship to the wage rates contained in the wage determination.

(2) The conformance process may not be used to split, subdivide, or otherwise avoid application of classifications listed in the wage determination.

(3) If the contractor and the laborers and mechanics to be employed in the classification (if known), or their representatives, and the contracting officer agree on the classification and wage rate (including the amount designated for fringe benefits where appropriate), a report of the action taken will be sent by the contracting officer by email to DBAconformance@dol.gov. The Administrator, or an authorized representative, will approve, modify, or disapprove every additional classification action within 30 days of receipt and so advise the contracting officer or will notify the contracting officer within the 30-day period that additional time is necessary.

(4) In the event the contractor, the laborers or mechanics to be employed in the classification or their representatives, and the contracting officer do not agree on the proposed classification and wage rate (including the amount designated for fringe benefits, where appropriate), the contracting officer will, by email to DBAconformance@dol.gov, refer the questions, including the views of all interested parties and the recommendation of the contracting officer, to the Administrator for determination. The Administrator, or an authorized representative, will issue a determination within 30 days of receipt and so advise the contracting officer or will notify the contracting officer within the 30-day period that additional time is necessary.

(5) The contracting officer must promptly notify the contractor of the action taken by the Wage and Hour Division

under paragraphs 1.c.(3) and (4) of this section. The contractor must furnish a written copy of such determination to each affected worker or it must be posted as a part of the wage determination. The wage rate (including fringe benefits where appropriate) determined pursuant to paragraph 1.c.(3) or (4) of this section must be paid to all workers performing work in the classification under this contract from the first day on which work is performed in the classification.

d. *Fringe benefits not expressed as an hourly rate.* Whenever the minimum wage rate prescribed in the contract for a class of laborers or mechanics includes a fringe benefit which is not expressed as an hourly rate, the contractor may either pay the benefit as stated in the wage determination or may pay another bona fide fringe benefit or an hourly cash equivalent thereof.

e. *Unfunded plans.* If the contractor does not make payments to a trustee or other third person, the contractor may consider as part of the wages of any laborer or mechanic the amount of any costs reasonably anticipated in providing bona fide fringe benefits under a plan or program, *Provided*, That the Secretary of Labor has found, upon the written request of the contractor, in accordance with the criteria set forth in § 5.28, that the applicable standards of the Davis-Bacon Act have been met. The Secretary of Labor may require the contractor to set aside in a separate account assets for the meeting of obligations under the plan or program.

f. *Interest.* In the event of a failure to pay all or part of the wages required by the contract, the contractor will be required to pay interest on any underpayment of wages.

2. Withholding (29 CFR 5.5)

a. *Withholding requirements.* The contracting agency may, upon its own action, or must, upon written request of an authorized representative of the Department of Labor, withhold or cause to be withheld from the contractor so much of the accrued payments or advances as may be considered necessary to satisfy the liabilities of the prime contractor or any subcontractor for the full amount of wages and monetary relief, including interest, required by the clauses set forth in this section for violations of this contract, or to satisfy any such liabilities required by any other Federal contract, or federally assisted contract subject to Davis-Bacon labor standards, that is held by the same prime contractor (as defined in § 5.2). The necessary funds may be withheld from the contractor under this contract, any other Federal contract with the same prime contractor, or any other federally assisted contract that is subject to Davis-Bacon labor standards requirements and is held by the same prime contractor, regardless of whether the other contract was awarded or assisted by the same agency, and such funds may be used to satisfy the contractor liability for which the funds were withheld. In the event of a contractor's failure to pay any laborer or mechanic, including any apprentice or helper working on the site of the work all or part of the wages required by the contract, or upon the contractor's failure to submit the required records as discussed in paragraph 3.d. of this section, the contracting agency may on its own initiative and after written notice to the contractor, take such action as may be necessary to cause the suspension of any further payment, advance, or guarantee of funds until such violations have ceased.

b. *Priority to withheld funds.* The Department has priority to funds withheld or to be withheld in accordance with paragraph

2.a. of this section or Section V, paragraph 3.a., or both, over claims to those funds by:

- (1) A contractor's surety(ies), including without limitation performance bond sureties and payment bond sureties;
- (2) A contracting agency for its procurement costs;
- (3) A trustee(s) (either a court-appointed trustee or a U.S. trustee, or both) in bankruptcy of a contractor, or a contractor's bankruptcy estate;
- (4) A contractor's assignee(s);
- (5) A contractor's successor(s); or
- (6) A claim asserted under the Prompt Payment Act, [31 U.S.C. 3901–3907](#).

3. Records and certified payrolls (29 CFR 5.5)

a. Basic record requirements (1) Length of record retention. All regular payrolls and other basic records must be maintained by the contractor and any subcontractor during the course of the work and preserved for all laborers and mechanics working at the site of the work (or otherwise working in construction or development of the project under a development statute) for a period of at least 3 years after all the work on the prime contract is completed.

(2) Information required. Such records must contain the name; Social Security number; last known address, telephone number, and email address of each such worker; each worker's correct classification(s) of work actually performed; hourly rates of wages paid (including rates of contributions or costs anticipated for bona fide fringe benefits or cash equivalents thereof of the types described in [40 U.S.C. 3141\(2\)\(B\)](#) of the Davis-Bacon Act); daily and weekly number of hours actually worked in total and on each covered contract; deductions made; and actual wages paid.

(3) Additional records relating to fringe benefits. Whenever the Secretary of Labor has found under paragraph 1.e. of this section that the wages of any laborer or mechanic include the amount of any costs reasonably anticipated in providing benefits under a plan or program described in [40 U.S.C. 3141\(2\)\(B\)](#) of the Davis-Bacon Act, the contractor must maintain records which show that the commitment to provide such benefits is enforceable, that the plan or program is financially responsible, and that the plan or program has been communicated in writing to the laborers or mechanics affected, and records which show the costs anticipated or the actual cost incurred in providing such benefits.

(4) Additional records relating to apprenticeship. Contractors with apprentices working under approved programs must maintain written evidence of the registration of apprenticeship programs, the registration of the apprentices, and the ratios and wage rates prescribed in the applicable programs.

b. Certified payroll requirements (1) Frequency and method of submission. The contractor or subcontractor must submit weekly, for each week in which any DBA- or Related Acts-covered work is performed, certified payrolls to the contracting

agency. The prime contractor is responsible for the submission of all certified payrolls by all subcontractors. A contracting agency or prime contractor may permit or require contractors to submit certified payrolls through an electronic system, as long as the electronic system requires a legally valid electronic signature; the system allows the contractor, the contracting agency, and the Department of Labor to access the certified payrolls upon request for at least 3 years after the work on the prime contract has been completed; and the contracting agency or prime contractor permits other methods of submission in situations where the contractor is unable or limited in its ability to use or access the electronic system.

(2) Information required. The certified payrolls submitted must set out accurately and completely all of the information required to be maintained under paragraph 3.a.(2) of this section, except that full Social Security numbers and last known addresses, telephone numbers, and email addresses must not be included on weekly transmittals. Instead, the certified payrolls need only include an individually identifying number for each worker (e.g., the last four digits of the worker's Social Security number). The required weekly certified payroll information may be submitted using Optional Form WH-347 or in any other format desired. Optional Form WH-347 is available for this purpose from the Wage and Hour Division website at <https://www.dol.gov/sites/dolgov/files/WHD/legacy/files/wh347.pdf> or its successor website. It is not a violation of this section for a prime contractor to require a subcontractor to provide full Social Security numbers and last known addresses, telephone numbers, and email addresses to the prime contractor for its own records, without weekly submission by the subcontractor to the contracting agency.

(3) Statement of Compliance. Each certified payroll submitted must be accompanied by a "Statement of Compliance," signed by the contractor or subcontractor, or the contractor's or subcontractor's agent who pays or supervises the payment of the persons working on the contract, and must certify the following:

(i) That the certified payroll for the payroll period contains the information required to be provided under paragraph 3.b. of this section, the appropriate information and basic records are being maintained under paragraph 3.a. of this section, and such information and records are correct and complete;

(ii) That each laborer or mechanic (including each helper and apprentice) working on the contract during the payroll period has been paid the full weekly wages earned, without rebate, either directly or indirectly, and that no deductions have been made either directly or indirectly from the full wages earned, other than permissible deductions as set forth in [29 CFR part 3](#); and

(iii) That each laborer or mechanic has been paid not less than the applicable wage rates and fringe benefits or cash equivalents for the classification(s) of work actually performed, as specified in the applicable wage determination incorporated into the contract.

(4) Use of Optional Form WH-347. The weekly submission of a properly executed certification set forth on the reverse side of Optional Form WH-347 will satisfy the requirement for submission of the "Statement of Compliance" required by paragraph 3.b.(3) of this section.

(5) *Signature.* The signature by the contractor, subcontractor, or the contractor's or subcontractor's agent must be an original handwritten signature or a legally valid electronic signature.

(6) *Falsification.* The falsification of any of the above certifications may subject the contractor or subcontractor to civil or criminal prosecution under [18 U.S.C. 1001](#) and [31 U.S.C. 3729](#).

(7) *Length of certified payroll retention.* The contractor or subcontractor must preserve all certified payrolls during the course of the work and for a period of 3 years after all the work on the prime contract is completed.

c. *Contracts, subcontracts, and related documents.* The contractor or subcontractor must maintain this contract or subcontract and related documents including, without limitation, bids, proposals, amendments, modifications, and extensions. The contractor or subcontractor must preserve these contracts, subcontracts, and related documents during the course of the work and for a period of 3 years after all the work on the prime contract is completed.

d. *Required disclosures and access (1) Required record disclosures and access to workers.* The contractor or subcontractor must make the records required under paragraphs 3.a. through 3.c. of this section, and any other documents that the contracting agency, the State DOT, the FHWA, or the Department of Labor deems necessary to determine compliance with the labor standards provisions of any of the applicable statutes referenced by § 5.1, available for inspection, copying, or transcription by authorized representatives of the contracting agency, the State DOT, the FHWA, or the Department of Labor, and must permit such representatives to interview workers during working hours on the job.

(2) *Sanctions for non-compliance with records and worker access requirements.* If the contractor or subcontractor fails to submit the required records or to make them available, or refuses to permit worker interviews during working hours on the job, the Federal agency may, after written notice to the contractor, sponsor, applicant, owner, or other entity, as the case may be, that maintains such records or that employs such workers, take such action as may be necessary to cause the suspension of any further payment, advance, or guarantee of funds. Furthermore, failure to submit the required records upon request or to make such records available, or to permit worker interviews during working hours on the job, may be grounds for debarment action pursuant to § 5.12. In addition, any contractor or other person that fails to submit the required records or make those records available to WHD within the time WHD requests that the records be produced will be precluded from introducing as evidence in an administrative proceeding under [29 CFR part 6](#) any of the required records that were not provided or made available to WHD. WHD will take into consideration a reasonable request from the contractor or person for an extension of the time for submission of records. WHD will determine the reasonableness of the request and may consider, among other things, the location of the records and the volume of production.

(3) *Required information disclosures.* Contractors and subcontractors must maintain the full Social Security number and last known address, telephone number, and email address

of each covered worker, and must provide them upon request to the contracting agency, the State DOT, the FHWA, the contractor, or the Wage and Hour Division of the Department of Labor for purposes of an investigation or other compliance action.

4. Apprentices and equal employment opportunity (29 CFR 5.5)

a. *Apprentices (1) Rate of pay.* Apprentices will be permitted to work at less than the predetermined rate for the work they perform when they are employed pursuant to and individually registered in a bona fide apprenticeship program registered with the U.S. Department of Labor, Employment and Training Administration, Office of Apprenticeship (OA), or with a State Apprenticeship Agency recognized by the OA. A person who is not individually registered in the program, but who has been certified by the OA or a State Apprenticeship Agency (where appropriate) to be eligible for probationary employment as an apprentice, will be permitted to work at less than the predetermined rate for the work they perform in the first 90 days of probationary employment as an apprentice in such a program. In the event the OA or a State Apprenticeship Agency recognized by the OA withdraws approval of an apprenticeship program, the contractor will no longer be permitted to use apprentices at less than the applicable predetermined rate for the work performed until an acceptable program is approved.

(2) *Fringe benefits.* Apprentices must be paid fringe benefits in accordance with the provisions of the apprenticeship program. If the apprenticeship program does not specify fringe benefits, apprentices must be paid the full amount of fringe benefits listed on the wage determination for the applicable classification. If the Administrator determines that a different practice prevails for the applicable apprentice classification, fringe benefits must be paid in accordance with that determination.

(3) *Apprenticeship ratio.* The allowable ratio of apprentices to journeyworkers on the job site in any craft classification must not be greater than the ratio permitted to the contractor as to the entire work force under the registered program or the ratio applicable to the locality of the project pursuant to paragraph 4.a.(4) of this section. Any worker listed on a payroll at an apprentice wage rate, who is not registered or otherwise employed as stated in paragraph 4.a.(1) of this section, must be paid not less than the applicable wage rate on the wage determination for the classification of work actually performed. In addition, any apprentice performing work on the job site in excess of the ratio permitted under this section must be paid not less than the applicable wage rate on the wage determination for the work actually performed.

(4) *Reciprocity of ratios and wage rates.* Where a contractor is performing construction on a project in a locality other than the locality in which its program is registered, the ratios and wage rates (expressed in percentages of the journeyworker's hourly rate) applicable within the locality in which the construction is being performed must be observed. If there is no applicable ratio or wage rate for the locality of the project, the ratio and wage rate specified in the contractor's registered program must be observed.

b. *Equal employment opportunity.* The use of apprentices and journeyworkers under this part must be in conformity with

the equal employment opportunity requirements of Executive Order 11246, as amended, and [29 CFR part 30](#).

c. Apprentices and Trainees (programs of the U.S. DOT).

Apprentices and trainees working under apprenticeship and skill training programs which have been certified by the Secretary of Transportation as promoting EEO in connection with Federal-aid highway construction programs are not subject to the requirements of paragraph 4 of this Section IV. 23 CFR 230.111(e)(2). The straight time hourly wage rates for apprentices and trainees under such programs will be established by the particular programs. The ratio of apprentices and trainees to journeyworkers shall not be greater than permitted by the terms of the particular program.

5. Compliance with Copeland Act requirements. The contractor shall comply with the requirements of 29 CFR part 3, which are incorporated by reference in this contract as provided in 29 CFR 5.5.

6. Subcontracts. The contractor or subcontractor must insert FHWA-1273 in any subcontracts, along with the applicable wage determination(s) and such other clauses or contract modifications as the contracting agency may by appropriate instructions require, and a clause requiring the subcontractors to include these clauses and wage determination(s) in any lower tier subcontracts. The prime contractor is responsible for the compliance by any subcontractor or lower tier subcontractor with all the contract clauses in this section. In the event of any violations of these clauses, the prime contractor and any subcontractor(s) responsible will be liable for any unpaid wages and monetary relief, including interest from the date of the underpayment or loss, due to any workers of lower-tier subcontractors, and may be subject to debarment, as appropriate. 29 CFR 5.5.

7. Contract termination: debarment. A breach of the contract clauses in 29 CFR 5.5 may be grounds for termination of the contract, and for debarment as a contractor and a subcontractor as provided in 29 CFR 5.12.

8. Compliance with Davis-Bacon and Related Act requirements. All rulings and interpretations of the Davis-Bacon and Related Acts contained in 29 CFR parts 1, 3, and 5 are herein incorporated by reference in this contract as provided in 29 CFR 5.5.

9. Disputes concerning labor standards. As provided in 29 CFR 5.5, disputes arising out of the labor standards provisions of this contract shall not be subject to the general disputes clause of this contract. Such disputes shall be resolved in accordance with the procedures of the Department of Labor set forth in 29 CFR parts 5, 6, and 7. Disputes within the meaning of this clause include disputes between the contractor (or any of its subcontractors) and the contracting agency, the U.S. Department of Labor, or the employees or their representatives.

10. Certification of eligibility. a. By entering into this contract, the contractor certifies that neither it nor any person or firm who has an interest in the contractor's firm is a person or firm ineligible to be awarded Government contracts by virtue of [40 U.S.C. 3144\(b\)](#) or § 5.12(a).

b. No part of this contract shall be subcontracted to any person or firm ineligible for award of a Government contract by virtue of [40 U.S.C. 3144\(b\)](#) or § 5.12(a).

c. The penalty for making false statements is prescribed in the U.S. Code, Title 18 Crimes and Criminal Procedure, [18 U.S.C. 1001](#).

11. Anti-retaliation. It is unlawful for any person to discharge, demote, intimidate, threaten, restrain, coerce, blacklist, harass, or in any other manner discriminate against, or to cause any person to discharge, demote, intimidate, threaten, restrain, coerce, blacklist, harass, or in any other manner discriminate against, any worker or job applicant for:

a. Notifying any contractor of any conduct which the worker reasonably believes constitutes a violation of the DBA, Related Acts, this part, or [29 CFR part 1](#) or [3](#);

b. Filing any complaint, initiating or causing to be initiated any proceeding, or otherwise asserting or seeking to assert on behalf of themselves or others any right or protection under the DBA, Related Acts, this part, or [29 CFR part 1](#) or [3](#);

c. Cooperating in any investigation or other compliance action, or testifying in any proceeding under the DBA, Related Acts, this part, or [29 CFR part 1](#) or [3](#); or

d. Informing any other person about their rights under the DBA, Related Acts, this part, or [29 CFR part 1](#) or [3](#).

V. CONTRACT WORK HOURS AND SAFETY STANDARDS ACT

Pursuant to 29 CFR 5.5(b), the following clauses apply to any Federal-aid construction contract in an amount in excess of \$100,000 and subject to the overtime provisions of the Contract Work Hours and Safety Standards Act. These clauses shall be inserted in addition to the clauses required by 29 CFR 5.5(a) or 29 CFR 4.6. As used in this paragraph, the terms laborers and mechanics include watchpersons and guards.

1. Overtime requirements. No contractor or subcontractor contracting for any part of the contract work which may require or involve the employment of laborers or mechanics shall require or permit any such laborer or mechanic in any workweek in which he or she is employed on such work to work in excess of forty hours in such workweek unless such laborer or mechanic receives compensation at a rate not less than one and one-half times the basic rate of pay for all hours worked in excess of forty hours in such workweek. 29 CFR 5.5.

2. Violation; liability for unpaid wages; liquidated damages. In the event of any violation of the clause set forth in paragraph 1. of this section the contractor and any subcontractor responsible therefor shall be liable for the unpaid wages and interest from the date of the underpayment. In addition, such contractor and subcontractor shall be liable to the United States (in the case of work done under contract for the District of Columbia or a territory, to such District or to such territory), for liquidated damages. Such liquidated damages shall be computed with respect to each individual laborer or

mechanic, including watchpersons and guards, employed in violation of the clause set forth in paragraph 1. of this section, in the sum currently provided in 29 CFR 5.5(b)(2)* for each calendar day on which such individual was required or permitted to work in excess of the standard workweek of forty hours without payment of the overtime wages required by the clause set forth in paragraph 1. of this section.

* \$31 as of January 15, 2023 (See 88 FR 88 FR 2210) as may be adjusted annually by the Department of Labor, pursuant to the Federal Civil Penalties Inflation Adjustment Act of 1990.

3. Withholding for unpaid wages and liquidated damages

a. *Withholding process.* The FHWA or the contracting agency may, upon its own action, or must, upon written request of an authorized representative of the Department of Labor, withhold or cause to be withheld from the contractor so much of the accrued payments or advances as may be considered necessary to satisfy the liabilities of the prime contractor or any subcontractor for any unpaid wages; monetary relief, including interest; and liquidated damages required by the clauses set forth in this section on this contract, any other Federal contract with the same prime contractor, or any other federally assisted contract subject to the Contract Work Hours and Safety Standards Act that is held by the same prime contractor (as defined in § 5.2). The necessary funds may be withheld from the contractor under this contract, any other Federal contract with the same prime contractor, or any other federally assisted contract that is subject to the Contract Work Hours and Safety Standards Act and is held by the same prime contractor, regardless of whether the other contract was awarded or assisted by the same agency, and such funds may be used to satisfy the contractor liability for which the funds were withheld.

b. *Priority to withheld funds.* The Department has priority to funds withheld or to be withheld in accordance with Section IV paragraph 2.a. or paragraph 3.a. of this section, or both, over claims to those funds by:

- (1) A contractor's surety(ies), including without limitation performance bond sureties and payment bond sureties;
- (2) A contracting agency for its procurement costs;
- (3) A trustee(s) (either a court-appointed trustee or a U.S. trustee, or both) in bankruptcy of a contractor, or a contractor's bankruptcy estate;
- (4) A contractor's assignee(s);
- (5) A contractor's successor(s); or
- (6) A claim asserted under the Prompt Payment Act, [31 U.S.C. 3901](#)–3907.

4. Subcontracts. The contractor or subcontractor must insert in any subcontracts the clauses set forth in paragraphs 1. through 5. of this section and a clause requiring the subcontractors to include these clauses in any lower tier subcontracts. The prime contractor is responsible for compliance by any subcontractor or lower tier subcontractor with the clauses set forth in paragraphs 1. through 5. In the

event of any violations of these clauses, the prime contractor and any subcontractor(s) responsible will be liable for any unpaid wages and monetary relief, including interest from the date of the underpayment or loss, due to any workers of lower-tier subcontractors, and associated liquidated damages and may be subject to debarment, as appropriate.

5. Anti-retaliation. It is unlawful for any person to discharge, demote, intimidate, threaten, restrain, coerce, blacklist, harass, or in any other manner discriminate against, or to cause any person to discharge, demote, intimidate, threaten, restrain, coerce, blacklist, harass, or in any other manner discriminate against, any worker or job applicant for:

- a. Notifying any contractor of any conduct which the worker reasonably believes constitutes a violation of the Contract Work Hours and Safety Standards Act (CWHSSA) or its implementing regulations in this part;
- b. Filing any complaint, initiating or causing to be initiated any proceeding, or otherwise asserting or seeking to assert on behalf of themselves or others any right or protection under CWHSSA or this part;
- c. Cooperating in any investigation or other compliance action, or testifying in any proceeding under CWHSSA or this part; or
- d. Informing any other person about their rights under CWHSSA or this part.

VI. SUBLETTING OR ASSIGNING THE CONTRACT

This provision is applicable to all Federal-aid construction contracts on the National Highway System pursuant to 23 CFR 635.116.

1. The contractor shall perform with its own organization contract work amounting to not less than 30 percent (or a greater percentage if specified elsewhere in the contract) of the total original contract price, excluding any specialty items designated by the contracting agency. Specialty items may be performed by subcontract and the amount of any such specialty items performed may be deducted from the total original contract price before computing the amount of work required to be performed by the contractor's own organization (23 CFR 635.116).

a. The term "perform work with its own organization" in paragraph 1 of Section VI refers to workers employed or leased by the prime contractor, and equipment owned or rented by the prime contractor, with or without operators. Such term does not include employees or equipment of a subcontractor or lower tier subcontractor, agents of the prime contractor, or any other assignees. The term may include payments for the costs of hiring leased employees from an employee leasing firm meeting all relevant Federal and State regulatory requirements. Leased employees may only be included in this term if the prime contractor meets all of the following conditions: (based on longstanding interpretation)

- (1) the prime contractor maintains control over the supervision of the day-to-day activities of the leased employees;
- (2) the prime contractor remains responsible for the quality of the work of the leased employees;

- (3) the prime contractor retains all power to accept or exclude individual employees from work on the project; and
- (4) the prime contractor remains ultimately responsible for the payment of predetermined minimum wages, the submission of payrolls, statements of compliance and all other Federal regulatory requirements.

b. "Specialty Items" shall be construed to be limited to work that requires highly specialized knowledge, abilities, or equipment not ordinarily available in the type of contracting organizations qualified and expected to bid or propose on the contract as a whole and in general are to be limited to minor components of the overall contract. 23 CFR 635.102.

2. Pursuant to 23 CFR 635.116(a), the contract amount upon which the requirements set forth in paragraph (1) of Section VI is computed includes the cost of material and manufactured products which are to be purchased or produced by the contractor under the contract provisions.

3. Pursuant to 23 CFR 635.116(c), the contractor shall furnish (a) a competent superintendent or supervisor who is employed by the firm, has full authority to direct performance of the work in accordance with the contract requirements, and is in charge of all construction operations (regardless of who performs the work) and (b) such other of its own organizational resources (supervision, management, and engineering services) as the contracting officer determines is necessary to assure the performance of the contract.

4. No portion of the contract shall be sublet, assigned or otherwise disposed of except with the written consent of the contracting officer, or authorized representative, and such consent when given shall not be construed to relieve the contractor of any responsibility for the fulfillment of the contract. Written consent will be given only after the contracting agency has assured that each subcontract is evidenced in writing and that it contains all pertinent provisions and requirements of the prime contract. (based on long-standing interpretation of 23 CFR 635.116).

5. The 30-percent self-performance requirement of paragraph (1) is not applicable to design-build contracts; however, contracting agencies may establish their own self-performance requirements. 23 CFR 635.116(d).

VII. SAFETY: ACCIDENT PREVENTION

This provision is applicable to all Federal-aid construction contracts and to all related subcontracts.

1. In the performance of this contract the contractor shall comply with all applicable Federal, State, and local laws governing safety, health, and sanitation (23 CFR Part 635). The contractor shall provide all safeguards, safety devices and protective equipment and take any other needed actions as it determines, or as the contracting officer may determine, to be reasonably necessary to protect the life and health of employees on the job and the safety of the public and to protect property in connection with the performance of the work covered by the contract. 23 CFR 635.108.

2. It is a condition of this contract, and shall be made a condition of each subcontract, which the contractor enters into pursuant to this contract, that the contractor and any subcontractor shall not permit any employee, in performance of the contract, to work in surroundings or under conditions which are unsanitary, hazardous or dangerous to his/her health or safety, as determined under construction safety and

health standards (29 CFR Part 1926) promulgated by the Secretary of Labor, in accordance with Section 107 of the Contract Work Hours and Safety Standards Act (40 U.S.C. 3704). 29 CFR 1926.10.

3. Pursuant to 29 CFR 1926.3, it is a condition of this contract that the Secretary of Labor or authorized representative thereof, shall have right of entry to any site of contract performance to inspect or investigate the matter of compliance with the construction safety and health standards and to carry out the duties of the Secretary under Section 107 of the Contract Work Hours and Safety Standards Act (40 U.S.C. 3704).

VIII. FALSE STATEMENTS CONCERNING HIGHWAY PROJECTS

This provision is applicable to all Federal-aid construction contracts and to all related subcontracts.

In order to assure high quality and durable construction in conformity with approved plans and specifications and a high degree of reliability on statements and representations made by engineers, contractors, suppliers, and workers on Federal-aid highway projects, it is essential that all persons concerned with the project perform their functions as carefully, thoroughly, and honestly as possible. Willful falsification, distortion, or misrepresentation with respect to any facts related to the project is a violation of Federal law. To prevent any misunderstanding regarding the seriousness of these and similar acts, Form FHWA-1022 shall be posted on each Federal-aid highway project (23 CFR Part 635) in one or more places where it is readily available to all persons concerned with the project:

18 U.S.C. 1020 reads as follows:

"Whoever, being an officer, agent, or employee of the United States, or of any State or Territory, or whoever, whether a person, association, firm, or corporation, knowingly makes any false statement, false representation, or false report as to the character, quality, quantity, or cost of the material used or to be used, or the quantity or quality of the work performed or to be performed, or the cost thereof in connection with the submission of plans, maps, specifications, contracts, or costs of construction on any highway or related project submitted for approval to the Secretary of Transportation; or

Whoever knowingly makes any false statement, false representation, false report or false claim with respect to the character, quality, quantity, or cost of any work performed or to be performed, or materials furnished or to be furnished, in connection with the construction of any highway or related project approved by the Secretary of Transportation; or

Whoever knowingly makes any false statement or false representation as to material fact in any statement, certificate, or report submitted pursuant to provisions of the Federal-aid Roads Act approved July 11, 1916, (39 Stat. 355), as amended and supplemented;

Shall be fined under this title or imprisoned not more than 5 years or both."

IX. IMPLEMENTATION OF CLEAN AIR ACT AND FEDERAL WATER POLLUTION CONTROL ACT (42 U.S.C. 7606; 2 CFR 200.88; EO 11738)

This provision is applicable to all Federal-aid construction contracts in excess of \$150,000 and to all related subcontracts. 48 CFR 2.101; 2 CFR 200.327.

By submission of this bid/proposal or the execution of this contract or subcontract, as appropriate, the bidder, proposer, Federal-aid construction contractor, subcontractor, supplier, or vendor agrees to comply with all applicable standards, orders or regulations issued pursuant to the Clean Air Act (42 U.S.C. 7401-7671q) and the Federal Water Pollution Control Act, as amended (33 U.S.C. 1251-1387). Violations must be reported to the Federal Highway Administration and the Regional Office of the Environmental Protection Agency. 2 CFR Part 200, Appendix II.

The contractor agrees to include or cause to be included the requirements of this Section in every subcontract, and further agrees to take such action as the contracting agency may direct as a means of enforcing such requirements. 2 CFR 200.327.

X. CERTIFICATION REGARDING DEBARMENT, SUSPENSION, INELIGIBILITY AND VOLUNTARY EXCLUSION

This provision is applicable to all Federal-aid construction contracts, design-build contracts, subcontracts, lower-tier subcontracts, purchase orders, lease agreements, consultant contracts or any other covered transaction requiring FHWA approval or that is estimated to cost \$25,000 or more – as defined in 2 CFR Parts 180 and 1200. 2 CFR 180.220 and 1200.220.

1. Instructions for Certification – First Tier Participants:

- a. By signing and submitting this proposal, the prospective first tier participant is providing the certification set out below.
- b. The inability of a person to provide the certification set out below will not necessarily result in denial of participation in this covered transaction. The prospective first tier participant shall submit an explanation of why it cannot provide the certification set out below. The certification or explanation will be considered in connection with the department or agency's determination whether to enter into this transaction. However, failure of the prospective first tier participant to furnish a certification or an explanation shall disqualify such a person from participation in this transaction. 2 CFR 180.320.
- c. The certification in this clause is a material representation of fact upon which reliance was placed when the contracting agency determined to enter into this transaction. If it is later determined that the prospective participant knowingly rendered an erroneous certification, in addition to other remedies available to the Federal Government, the contracting agency may terminate this transaction for cause of default. 2 CFR 180.325.
- d. The prospective first tier participant shall provide immediate written notice to the contracting agency to whom this proposal is submitted if any time the prospective first tier participant learns that its certification was erroneous when submitted or has become erroneous by reason of changed circumstances. 2 CFR 180.345 and 180.350.

e. The terms "covered transaction," "debarred," "suspended," "ineligible," "participant," "person," "principal," and "voluntarily excluded," as used in this clause, are defined in 2 CFR Parts 180, Subpart I, 180.900-180.1020, and 1200. "First Tier Covered Transactions" refers to any covered transaction between a recipient or subrecipient of Federal funds and a participant (such as the prime or general contract). "Lower Tier Covered Transactions" refers to any covered transaction under a First Tier Covered Transaction (such as subcontracts). "First Tier Participant" refers to the participant who has entered into a covered transaction with a recipient or subrecipient of Federal funds (such as the prime or general contractor). "Lower Tier Participant" refers any participant who has entered into a covered transaction with a First Tier Participant or other Lower Tier Participants (such as subcontractors and suppliers).

f. The prospective first tier participant agrees by submitting this proposal that, should the proposed covered transaction be entered into, it shall not knowingly enter into any lower tier covered transaction with a person who is debarred, suspended, declared ineligible, or voluntarily excluded from participation in this covered transaction, unless authorized by the department or agency entering into this transaction. 2 CFR 180.330.

g. The prospective first tier participant further agrees by submitting this proposal that it will include the clause titled "Certification Regarding Debarment, Suspension, Ineligibility and Voluntary Exclusion-Lower Tier Covered Transactions," provided by the department or contracting agency, entering into this covered transaction, without modification, in all lower tier covered transactions and in all solicitations for lower tier covered transactions exceeding the \$25,000 threshold. 2 CFR 180.220 and 180.300.

h. A participant in a covered transaction may rely upon a certification of a prospective participant in a lower tier covered transaction that is not debarred, suspended, ineligible, or voluntarily excluded from the covered transaction, unless it knows that the certification is erroneous. 2 CFR 180.300; 180.320, and 180.325. A participant is responsible for ensuring that its principals are not suspended, debarred, or otherwise ineligible to participate in covered transactions. 2 CFR 180.335. To verify the eligibility of its principals, as well as the eligibility of any lower tier prospective participants, each participant may, but is not required to, check the System for Award Management website (<https://www.sam.gov>). 2 CFR 180.300, 180.320, and 180.325.

i. Nothing contained in the foregoing shall be construed to require the establishment of a system of records in order to render in good faith the certification required by this clause. The knowledge and information of the prospective participant is not required to exceed that which is normally possessed by a prudent person in the ordinary course of business dealings.

j. Except for transactions authorized under paragraph (f) of these instructions, if a participant in a covered transaction knowingly enters into a lower tier covered transaction with a person who is suspended, debarred, ineligible, or voluntarily excluded from participation in this transaction, in addition to other remedies available to the Federal Government, the department or agency may terminate this transaction for cause or default. 2 CFR 180.325.

* * * * *

2. Certification Regarding Debarment, Suspension, Ineligibility and Voluntary Exclusion – First Tier Participants:

a. The prospective first tier participant certifies to the best of its knowledge and belief, that it and its principals:

(1) Are not presently debarred, suspended, proposed for debarment, declared ineligible, or voluntarily excluded from participating in covered transactions by any Federal department or agency, 2 CFR 180.335;

(2) Have not within a three-year period preceding this proposal been convicted of or had a civil judgment rendered against them for commission of fraud or a criminal offense in connection with obtaining, attempting to obtain, or performing a public (Federal, State, or local) transaction or contract under a public transaction; violation of Federal or State antitrust statutes or commission of embezzlement, theft, forgery, bribery, falsification or destruction of records, making false statements, or receiving stolen property, 2 CFR 180.800;

(3) Are not presently indicted for or otherwise criminally or civilly charged by a governmental entity (Federal, State or local) with commission of any of the offenses enumerated in paragraph (a)(2) of this certification, 2 CFR 180.700 and 180.800; and

(4) Have not within a three-year period preceding this application/proposal had one or more public transactions (Federal, State or local) terminated for cause or default. 2 CFR 180.335(d).

(5) Are not a corporation that has been convicted of a felony violation under any Federal law within the two-year period preceding this proposal (USDOT Order 4200.6 implementing appropriations act requirements); and

(6) Are not a corporation with any unpaid Federal tax liability that has been assessed, for which all judicial and administrative remedies have been exhausted, or have lapsed, and that is not being paid in a timely manner pursuant to an agreement with the authority responsible for collecting the tax liability (USDOT Order 4200.6 implementing appropriations act requirements).

b. Where the prospective participant is unable to certify to any of the statements in this certification, such prospective participant should attach an explanation to this proposal. 2 CFR 180.335 and 180.340.

3. Instructions for Certification - Lower Tier Participants:

(Applicable to all subcontracts, purchase orders, and other lower tier transactions requiring prior FHWA approval or estimated to cost \$25,000 or more - 2 CFR Parts 180 and 1200). 2 CFR 180.220 and 1200.220.

a. By signing and submitting this proposal, the prospective lower tier participant is providing the certification set out below.

b. The certification in this clause is a material representation of fact upon which reliance was placed when this transaction was entered into. If it is later determined that the prospective lower tier participant knowingly rendered an erroneous certification, in addition to other remedies available to the Federal Government, the department, or agency with which

this transaction originated may pursue available remedies, including suspension and/or debarment.

c. The prospective lower tier participant shall provide immediate written notice to the person to which this proposal is submitted if at any time the prospective lower tier participant learns that its certification was erroneous by reason of changed circumstances. 2 CFR 180.365.

d. The terms "covered transaction," "debarred," "suspended," "ineligible," "participant," "person," "principal," and "voluntarily excluded," as used in this clause, are defined in 2 CFR Parts 180, Subpart I, 180.900 – 180.1020, and 1200. You may contact the person to which this proposal is submitted for assistance in obtaining a copy of those regulations. "First Tier Covered Transactions" refers to any covered transaction between a recipient or subrecipient of Federal funds and a participant (such as the prime or general contract). "Lower Tier Covered Transactions" refers to any covered transaction under a First Tier Covered Transaction (such as subcontracts). "First Tier Participant" refers to the participant who has entered into a covered transaction with a recipient or subrecipient of Federal funds (such as the prime or general contractor). "Lower Tier Participant" refers any participant who has entered into a covered transaction with a First Tier Participant or other Lower Tier Participants (such as subcontractors and suppliers).

e. The prospective lower tier participant agrees by submitting this proposal that, should the proposed covered transaction be entered into, it shall not knowingly enter into any lower tier covered transaction with a person who is debarred, suspended, declared ineligible, or voluntarily excluded from participation in this covered transaction, unless authorized by the department or agency with which this transaction originated. 2 CFR 1200.220 and 1200.332.

f. The prospective lower tier participant further agrees by submitting this proposal that it will include this clause titled "Certification Regarding Debarment, Suspension, Ineligibility and Voluntary Exclusion-Lower Tier Covered Transaction," without modification, in all lower tier covered transactions and in all solicitations for lower tier covered transactions exceeding the \$25,000 threshold. 2 CFR 180.220 and 1200.220.

g. A participant in a covered transaction may rely upon a certification of a prospective participant in a lower tier covered transaction that is not debarred, suspended, ineligible, or voluntarily excluded from the covered transaction, unless it knows that the certification is erroneous. A participant is responsible for ensuring that its principals are not suspended, debarred, or otherwise ineligible to participate in covered transactions. To verify the eligibility of its principals, as well as the eligibility of any lower tier prospective participants, each participant may, but is not required to, check the System for Award Management website (<https://www.sam.gov>), which is compiled by the General Services Administration. 2 CFR 180.300, 180.320, 180.330, and 180.335.

h. Nothing contained in the foregoing shall be construed to require establishment of a system of records in order to render in good faith the certification required by this clause. The knowledge and information of participant is not required to exceed that which is normally possessed by a prudent person in the ordinary course of business dealings.

i. Except for transactions authorized under paragraph e of these instructions, if a participant in a covered transaction knowingly enters into a lower tier covered transaction with a person who is suspended, debarred, ineligible, or voluntarily

excluded from participation in this transaction, in addition to other remedies available to the Federal Government, the department or agency with which this transaction originated may pursue available remedies, including suspension and/or debarment. 2 CFR 180.325.

4. Certification Regarding Debarment, Suspension, Ineligibility and Voluntary Exclusion--Lower Tier Participants:

a. The prospective lower tier participant certifies, by submission of this proposal, that neither it nor its principals:

(1) is presently debarred, suspended, proposed for debarment, declared ineligible, or voluntarily excluded from participating in covered transactions by any Federal department or agency, 2 CFR 180.355;

(2) is a corporation that has been convicted of a felony violation under any Federal law within the two-year period preceding this proposal (USDOT Order 4200.6 implementing appropriations act requirements); and

(3) is a corporation with any unpaid Federal tax liability that has been assessed, for which all judicial and administrative remedies have been exhausted, or have lapsed, and that is not being paid in a timely manner pursuant to an agreement with the authority responsible for collecting the tax liability. (USDOT Order 4200.6 implementing appropriations act requirements)

b. Where the prospective lower tier participant is unable to certify to any of the statements in this certification, such prospective participant should attach an explanation to this proposal.

XI. CERTIFICATION REGARDING USE OF CONTRACT FUNDS FOR LOBBYING

This provision is applicable to all Federal-aid construction contracts and to all related subcontracts which exceed \$100,000. 49 CFR Part 20, App. A.

1. The prospective participant certifies, by signing and submitting this bid or proposal, to the best of his or her knowledge and belief, that:

a. No Federal appropriated funds have been paid or will be paid, by or on behalf of the undersigned, to any person for influencing or attempting to influence an officer or employee of any Federal agency, a Member of Congress, an officer or employee of Congress, or an employee of a Member of Congress in connection with the awarding of any Federal contract, the making of any Federal grant, the making of any Federal loan, the entering into of any cooperative agreement, and the extension, continuation, renewal, amendment, or modification of any Federal contract, grant, loan, or cooperative agreement.

b. If any funds other than Federal appropriated funds have been paid or will be paid to any person for influencing or attempting to influence an officer or employee of any Federal agency, a Member of Congress, an officer or employee of Congress, or an employee of a Member of Congress in connection with this Federal contract, grant, loan, or

cooperative agreement, the undersigned shall complete and submit Standard Form-LLL, "Disclosure Form to Report Lobbying," in accordance with its instructions.

2. This certification is a material representation of fact upon which reliance was placed when this transaction was made or entered into. Submission of this certification is a prerequisite for making or entering into this transaction imposed by 31 U.S.C. 1352. Any person who fails to file the required certification shall be subject to a civil penalty of not less than \$10,000 and not more than \$100,000 for each such failure.

3. The prospective participant also agrees by submitting its bid or proposal that the participant shall require that the language of this certification be included in all lower tier subcontracts, which exceed \$100,000 and that all such recipients shall certify and disclose accordingly.

XII. USE OF UNITED STATES-FLAG VESSELS:

This provision is applicable to all Federal-aid construction contracts, design-build contracts, subcontracts, lower-tier subcontracts, purchase orders, lease agreements, or any other covered transaction. 46 CFR Part 381.

This requirement applies to material or equipment that is acquired for a specific Federal-aid highway project. 46 CFR 381.7. It is not applicable to goods or materials that come into inventories independent of an FHWA funded-contract.

When oceanic shipments (or shipments across the Great Lakes) are necessary for materials or equipment acquired for a specific Federal-aid construction project, the bidder, proposer, contractor, subcontractor, or vendor agrees:

1. To utilize privately owned United States-flag commercial vessels to ship at least 50 percent of the gross tonnage (computed separately for dry bulk carriers, dry cargo liners, and tankers) involved, whenever shipping any equipment, material, or commodities pursuant to this contract, to the extent such vessels are available at fair and reasonable rates for United States-flag commercial vessels. 46 CFR 381.7.

2. To furnish within 20 days following the date of loading for shipments originating within the United States or within 30 working days following the date of loading for shipments originating outside the United States, a legible copy of a rated, 'on-board' commercial ocean bill-of-lading in English for each shipment of cargo described in paragraph (b)(1) of this section to both the Contracting Officer (through the prime contractor in the case of subcontractor bills-of-lading) and to the Office of Cargo and Commercial Sealift (MAR-620), Maritime Administration, Washington, DC 20590. (MARAD requires copies of the ocean carrier's (master) bills of lading, certified onboard, dated, with rates and charges. These bills of lading may contain business sensitive information and therefore may be submitted directly to MARAD by the Ocean Transportation Intermediary on behalf of the contractor). 46 CFR 381.7.

**ATTACHMENT A - EMPLOYMENT AND MATERIALS
PREFERENCE FOR APPALACHIAN DEVELOPMENT
HIGHWAY SYSTEM OR APPALACHIAN LOCAL ACCESS
ROAD CONTRACTS** (23 CFR 633, Subpart B, Appendix B)

This provision is applicable to all Federal-aid projects funded under the Appalachian Regional Development Act of 1965.

1. During the performance of this contract, the contractor undertaking to do work which is, or reasonably may be, done as on-site work, shall give preference to qualified persons who regularly reside in the labor area as designated by the DOL wherein the contract work is situated, or the subregion, or the Appalachian counties of the State wherein the contract work is situated, except:

a. To the extent that qualified persons regularly residing in the area are not available.

b. For the reasonable needs of the contractor to employ supervisory or specially experienced personnel necessary to assure an efficient execution of the contract work.

c. For the obligation of the contractor to offer employment to present or former employees as the result of a lawful collective bargaining contract, provided that the number of nonresident persons employed under this subparagraph (1c) shall not exceed 20 percent of the total number of employees employed by the contractor on the contract work, except as provided in subparagraph (4) below.

2. The contractor shall place a job order with the State Employment Service indicating (a) the classifications of the laborers, mechanics and other employees required to perform the contract work, (b) the number of employees required in each classification, (c) the date on which the participant estimates such employees will be required, and (d) any other pertinent information required by the State Employment Service to complete the job order form. The job order may be placed with the State Employment Service in writing or by telephone. If during the course of the contract work, the information submitted by the contractor in the original job order is substantially modified, the participant shall promptly notify the State Employment Service.

3. The contractor shall give full consideration to all qualified job applicants referred to him by the State Employment Service. The contractor is not required to grant employment to any job applicants who, in his opinion, are not qualified to perform the classification of work required.

4. If, within one week following the placing of a job order by the contractor with the State Employment Service, the State Employment Service is unable to refer any qualified job applicants to the contractor, or less than the number requested, the State Employment Service will forward a certificate to the contractor indicating the unavailability of applicants. Such certificate shall be made a part of the contractor's permanent project records. Upon receipt of this certificate, the contractor may employ persons who do not normally reside in the labor area to fill positions covered by the certificate, notwithstanding the provisions of subparagraph (1c) above.

5. The provisions of 23 CFR 633.207(e) allow the contracting agency to provide a contractual preference for the use of mineral resource materials native to the Appalachian region.

6. The contractor shall include the provisions of Sections 1 through 4 of this Attachment A in every subcontract for work which is, or reasonably may be, done as on-site work.

**KENTUCKY TRANSPORTATION CABINET
DEPARTMENT OF HIGHWAYS**

**EMPLOYMENT REQUIREMENTS
RELATING TO
NONDISCRIMINATION OF EMPLOYEES
(APPLICABLE TO FEDERAL-AID SYSTEM CONTRACTS)**

**AN ACT OF THE KENTUCKY GENERAL ASSEMBLY
TO PREVENT DISCRIMINATION IN EMPLOYMENT**

**KRS CHAPTER 344
EFFECTIVE JUNE 16, 1972**

The contract on this project, in accordance with KRS Chapter 344, provides that during the performance of this contract, the contractor agrees as follows:

1. The contractor shall not fail or refuse to hire, or shall not discharge any individual, or otherwise discriminate against an individual with respect to his compensation, terms, conditions, or privileges of employment, because of such individual's race, color, religion, national origin, sex, disability or age (forty and above); or limit, segregate, or classify his employees in any way which would deprive or tend to deprive an individual of employment opportunities or otherwise adversely affect his status as an employee, because of such individual's race, color, religion, national origin, sex, disability or age forty (40) and over. The contractor agrees to post in conspicuous places, available to employees and applicants for employment, notices to be provided setting forth the provisions of this nondiscrimination clause.

2. The contractor shall not print or publish or cause to be printed or published a notice or advertisement relating to employment by such an employer or membership in or any classification or referral for employment by the employment agency, indicating any preference, limitation, specification, or discrimination, based on race, color, religion, national origin, sex, or age forty (40) and over, or because the person is a qualified individual with a disability, except that such a notice or advertisement may indicate a preference, limitation, or specification based on religion, national origin, sex, or age forty (40) and over, or because the person is a qualified individual with a disability, when religion, national origin, sex, or age forty (40) and over, or because the person is a qualified individual with a disability, is a bona fide occupational qualification for employment.

3. If the contractor is in control of apprenticeship or other training or retraining, including on-the-job training programs, he shall not discriminate against an individual because of his race, color, religion, national origin, sex, disability or age forty (40) and over, in admission to, or employment in any program established to provide apprenticeship or other training.

4. The contractor will send to each labor union or representative of workers with which he has a collective bargaining agreement or other contract or understanding, a notice to be provided advising the said labor union or workers' representative of the contractor's commitments under this section, and shall post copies of the notice in conspicuous places available to employees and applicants for employment. The contractor will take such action with respect to any subcontract or purchase order as the administering agency may direct as a means of enforcing such provisions, including sanctions for non-compliance.

Revised: January 25, 2017

Standard Title VI/Non-Discrimination Assurances

During the performance of this contract, the contractor, for itself, its assignees, and successors in interest (hereinafter referred to as the "contractor") agrees as follows:

1. **Compliance with Regulations:** The contractor (hereinafter includes consultants) will comply with the Acts and the Regulations relative to Non-discrimination in Federally-assisted programs of the U.S. Department of Transportation, **Federal Highway Administration**, as they may be amended from time to time, which are herein incorporated by reference and made a part of this contract.
2. **Non-discrimination:** The contractor, with regard to the work performed by it during the contract, will not discriminate on the grounds of race, color, or national origin in the selection and retention of subcontractors, including procurements of materials and leases of equipment. The contractor will not participate directly or indirectly in the discrimination prohibited by the Acts and the Regulations, including employment practices when the contract covers any activity, project, or program set forth in Appendix B of 49 CFR Part 21.
3. **Solicitations for Subcontracts, Including Procurements of Materials and Equipment:** In all solicitations, either by competitive bidding, or negotiation made by the contractor for work to be performed under a subcontract, including procurements of materials, or leases of equipment, each potential subcontractor or supplier will be notified by the contractor of the contractor's obligations under this contract and the Acts and the Regulations relative to Non-discrimination on the grounds of race, color, or national origin.
4. **Information and Reports:** The contractor will provide all information and reports required by the Acts, the Regulations, and directives issued pursuant thereto and will permit access to its books, records, accounts, other sources of information, and its facilities as may be determined by the Recipient or the **Federal Highway Administration** to be pertinent to ascertain compliance with such Acts, Regulations, and instructions. Where any information required of a contractor is in the exclusive possession of another who fails or refuses to furnish the information, the contractor will so certify to the Recipient or the **Federal Highway Administration**, as appropriate, and will set forth what efforts it has made to obtain the information.
5. **Sanctions for Noncompliance:** In the event of a contractor's noncompliance with the Non-discrimination provisions of this contract, the Recipient will impose such contract sanctions as it or the **Federal Highway Administration** may determine to be appropriate, including, but not limited to:
 - a. withholding payments to the contractor under the contract until the contractor complies; and/or
 - b. cancelling, terminating, or suspending a contract, in whole or in part.
6. **Incorporation of Provisions:** The contractor will include the provisions of paragraphs one through six in every subcontract, including procurements of materials and leases of equipment, unless exempt by the Acts, the Regulations and directives issued pursuant thereto. The contractor will take action with respect to any subcontract or procurement as the Recipient or the **Federal Highway Administration** may direct as a means of enforcing such provisions including sanctions for noncompliance. Provided, that if the contractor becomes involved in, or is threatened with litigation by a subcontractor, or supplier because of such direction, the contractor may request the Recipient to enter into any litigation to protect the interests of the Recipient. In addition, the contractor may request the United States to enter into the litigation to protect the interests of the United States.

Standard Title VI/Non-Discrimination Statutes and Authorities

During the performance of this contract, the contractor, for itself, its assignees, and successors in interest (hereinafter referred to as the “contractor”) agrees to comply with the following non-discrimination statutes and authorities; including but not limited to:

- Title VI of the Civil Rights Act of 1964 (42 U.S.C. § 2000d *et seq.*, 78 stat. 252), (prohibits discrimination on the basis of race, color, national origin); and 49 CFR Part 21;
- The Uniform Relocation Assistance and Real Property Acquisition Policies Act of 1970, (42 U.S.C. § 4601), (prohibits unfair treatment of persons displaced or whose property has been acquired because of Federal or Federal-aid programs and projects);
- Federal-Aid Highway Act of 1973, (23 U.S.C. § 324 *et seq.*), (prohibits discrimination on the basis of sex);
- Section 504 of the Rehabilitation Act of 1973, (29 U.S.C. § 794 *et seq.*), as amended, (prohibits discrimination on the basis of disability); and 49 CFR Part 27;
- The Age Discrimination Act of 1975, as amended, (42 U.S.C. § 6101 *et seq.*), (prohibits discrimination on the basis of age);
- Airport and Airway Improvement Act of 1982, (49 USC § 471, Section 47123), as amended, (prohibits discrimination based on race, creed, color, national origin, or sex);
- The Civil Rights Restoration Act of 1987, (PL 100-209), (Broadened the scope, coverage and applicability of Title VI of the Civil Rights Act of 1964, The Age Discrimination Act of 1975 and Section 504 of the Rehabilitation Act of 1973, by expanding the definition of the terms “programs or activities” to include all of the programs or activities of the Federal-aid recipients, sub-recipients and contractors, whether such programs or activities are Federally funded or not);
- Titles II and III of the Americans with Disabilities Act, which prohibit discrimination on the basis of disability in the operation of public entities, public and private transportation systems, places of public accommodation, and certain testing entities (42 U.S.C. §§ 12131 -- 12189) as implemented by Department of Transportation regulations at 49 C.F.R. parts 37 and 38;
- The Federal Aviation Administration’s Non-discrimination statute (49 U.S.C. § 47123) (prohibits discrimination on the basis of race, color, national origin, and sex);
- Executive Order 12898, Federal Actions to Address Environmental Justice in Minority Populations and Low-Income Populations, which ensures non-discrimination against minority populations by discouraging programs, policies, and activities with disproportionately high and adverse human health or environmental effects on minority and low-income populations;
- Executive Order 13166, Improving Access to Services for Persons with Limited English Proficiency, and resulting agency guidance, national origin discrimination includes discrimination because of limited English proficiency (LEP). To ensure compliance with Title VI, you must take reasonable steps to ensure that LEP persons have meaningful access to your programs (70 Fed. Reg. at 74087 to 74100);
- Title IX of the Education Amendments of 1972, as amended, which prohibits you from discriminating because of sex in education programs or activities (20 U.S.C. 1681 *et seq.*)

EXECUTIVE BRANCH CODE OF ETHICS

In the 1992 regular legislative session, the General Assembly passed and Governor Brereton Jones signed Senate Bill 63 (codified as KRS 11A), the Executive Branch Code of Ethics, which states, in part:

KRS 11A.040 (7) provides:

No present or former public servant shall, within six (6) months following termination of his office or employment, accept employment, compensation, or other economic benefit from any person or business that contracts or does business with, or is regulated by, the state in matters in which he was directly involved during the last thirty-six (36) months of his tenure. This provision shall not prohibit an individual from returning to the same business, firm, occupation, or profession in which he was involved prior to taking office or beginning his term of employment, or for which he received, prior to his state employment, a professional degree or license, provided that, for a period of six (6) months, he personally refrains from working on any matter in which he was directly involved during the last thirty-six (36) months of his tenure in state government. This subsection shall not prohibit the performance of ministerial functions, including but not limited to filing tax returns, filing applications for permits or licenses, or filing incorporation papers, nor shall it prohibit the former officer or public servant from receiving public funds disbursed through entitlement programs.

KRS 11A.040 (9) states:

A former public servant shall not represent a person or business before a state agency in a matter in which the former public servant was directly involved during the last thirty-six (36) months of his tenure, for a period of one (1) year after the latter of:

- a) The date of leaving office or termination of employment; or
- b) The date the term of office expires to which the public servant was elected.

This law is intended to promote public confidence in the integrity of state government and to declare as public policy the idea that state employees should view their work as a public trust and not as a way to obtain private benefits.

If you have worked for the executive branch of state government within the past six months, you may be subject to the law's prohibitions. The law's applicability may be different if you hold elected office or are contemplating representation of another before a state agency.

Also, if you are affiliated with a firm which does business with the state and which employs former state executive-branch employees, you should be aware that the law may apply to them.

In case of doubt, the law permits you to request an advisory opinion from the Executive Branch Ethics Commission, 1025 Capital Center Drive, Suite 104, Frankfort, Kentucky 40601; telephone (502) 564-7954.

Revised: May 23, 2022

"General Decision Number: KY20250040 01/03/2025

Superseded General Decision Number: KY20240040

State: Kentucky

Construction Type: Highway

Counties: Allen, Ballard, Butler, Caldwell, Calloway, Carlisle, Christian, Crittenden, Daviess, Edmonson, Fulton, Graves, Hancock, Henderson, Hickman, Hopkins, Livingston, Logan, Lyon, Marshall, McCracken, McLean, Muhlenberg, Ohio, Simpson, Todd, Trigg, Union, Warren and Webster Counties in Kentucky.

HIGHWAY CONSTRUCTION PROJECTS (excluding tunnels, building structures in rest area projects & railroad construction; bascule, suspension & spandrel arch bridges designed for commercial navigation, bridges involving marine construction; and other major bridges).

Note: Contracts subject to the Davis-Bacon Act are generally required to pay at least the applicable minimum wage rate required under Executive Order 14026 or Executive Order 13658. Please note that these Executive Orders apply to covered contracts entered into by the federal government that are subject to the Davis-Bacon Act itself, but do not apply to contracts subject only to the Davis-Bacon Related Acts, including those set forth at 29 CFR 5.1(a)(1).

<p>If the contract is entered into on or after January 30, 2022, or the contract is renewed or extended (e.g., an option is exercised) on or after January 30, 2022:</p>	<ul style="list-style-type: none"> . Executive Order 14026 generally applies to the contract. . The contractor must pay all covered workers at least \$17.75 per hour (or the applicable wage rate listed on this wage determination, if it is higher) for all hours spent performing on the contract in 2025.
<p>If the contract was awarded on or between January 1, 2015 and January 29, 2022, and the contract is not renewed or extended on or after January 30, 2022:</p>	<ul style="list-style-type: none"> . Executive Order 13658 generally applies to the contract. . The contractor must pay all covered workers at least \$13.30 per hour (or the applicable wage rate listed on this wage determination, if it is higher) for all hours spent performing on that contract in 2025.

The applicable Executive Order minimum wage rate will be adjusted annually. If this contract is covered by one of the Executive Orders and a classification considered necessary for performance of work on the contract does not appear on this wage determination, the contractor must still submit a conformance request.

ELECTRICIAN.....\$ 34.92 14.75

ELEC0816-002 06/01/2024

BALLARD, CALDWELL, CALLOWAY, CARLISLE, CHRISTIAN, CRITTENDEN,
FULTON (Except a 5 mile radius of City Hall in Fulton), GRAVES,
HICKMAN, LIVINGSTON, LYON, MARSHALL, MCCRACKEN & TRIGG COUNTIES:

Rates Fringes

ELECTRICIAN.....\$ 35.67 28%+8.60

Cable spicers receive \$.25 per hour additional.

ELEC1701-003 07/01/2024

DAVISS, HANCOCK, HENDERSON, HOPKINS, MCLEAN, MUHLENBERG, OHIO,
UNION & WEBSTER COUNTIES:

Rates Fringes

ELECTRICIAN.....\$ 37.10 8.60+30.8%

Cable spicers receive \$.25 per hour additional.

ELEC1925-002 01/01/2024

FULTON COUNTY (Up to a 5 mile radius of City Hall in Fulton):

Rates Fringes

CABLE SPLICER.....\$ 28.20 15.27

ELECTRICIAN.....\$ 27.95 15.26

ENGI0181-017 07/01/2024

Rates Fringes

POWER EQUIPMENT OPERATOR

GROUP 1.....\$ 40.05 19.10

GROUP 2.....\$ 37.19 19.10

GROUP 3.....\$ 37.64 19.10

GROUP 4.....\$ 36.87 19.10

OPERATING ENGINEER CLASSIFICATIONS

GROUP 1 - A-Frame Winch Truck; Auto Patrol; Backfiller;
Batcher Plant; Bituminous Paver; Bituminous Transfer
Machine; Boom Cat; Bulldozer; Mechanic; Cableway; Carry-All
Scoop; Carry Deck Crane; Central Compressor Plant; Cherry
Picker; Clamshell; Concrete Mixer (21 cu. ft. or Over);
Concrete Paver; Truck-Mounted Concrete Pump; Core Drill;
Crane; Crusher Plant; Derrick; Derrick Boat; Ditching &
Trenching Machine; Dragline; Dredge Operator; Dredge
Engineer; Elevating Grader & Loaders; Grade-All; Gurrries;
Heavy Equipment Robotics Operator/Mechanic; High Lift;
Hoe-Type Machine; Hoist (Two or More Drums); Hoisting
Engine (Two or More Drums); Horizontal Directional Drill
Operator; Hydrocrane; Hyster; KeCal Loader; LeTourneau;
Locomotive; Mechanic; Mechanically Operated Laser Screed;
Mechanic Welder; Mucking Machine; Motor Scraper; Orangepeel
Bucket; Overhead Crane; Piledriver; Power Blade; Pumpcrete;
Push Dozer; Rock Spreader, attached to equipment; Rotary

Drill; Roller (Bituminous); Rough Terrain Crane; Scarifier;
Scoopmobile; Shovel; Side Boom; Subgrader; Tailboom;
Telescoping Type Forklift; Tow or Push Boat; Tower Crane
(French, German & other types); Tractor Shovel; Truck
Crane; Tunnel Mining Machines, including Moles, Shields or
similar types of Tunnel Mining Equipment

GROUP 2 - Air Compressor (Over 900 cu. ft. per min.);
Bituminous Mixer; Boom Type Tamping Machine; Bull Float;
Concrete Mixer (Under 21 cu. ft.); Dredge Engineer;
Electric Vibrator; Compactor/Self-Propelled Compactor;
Elevator (One Drum or Buck Hoist); Elevator (When used to
Hoist Building Material); Finish Machine; Firemen & Hoist
(One Drum); Flexplane; Forklift (Regardless of Lift
Height); Form Grader; Joint Sealing Machine; Outboard Motor
Boat; Power Sweeper (Riding Type); Roller (Rock); Ross
Carrier; Skid Mounted or Trailer Mounted Concrete Pump; Skid
Steer Machine with all Attachments; Switchman or Brakeman;
Throttle Valve Person; Tractair & Road Widening Trencher;
Tractor (50 H.P. or Over); Truck Crane Oiler; Tugger;
Welding Machine; Well Points;& Whirley Oiler

GROUP 3 -All Off Road Material Handling Equipment, including
Articulating Dump Trucks; Greaser on Grease Facilities
servicing Heavy Equipment

GROUP 4 - Bituminous Distributor; Burlap & Curing Machine;
Cement Gun; Concrete Saw; Conveyor; Deckhand Oiler; Grout
Pump; Hydraulic Post Driver; Hydro Seeder; Mud Jack; Oiler;
Paving Joint Machine; Power Form Handling Equipment; Pump;
Roller (Earth); Steerman; Tamping Machine; Tractor (Under
50 H.P.); & Vibrator

CRANES - with booms 150 ft. & Over (Including JIB), and where
the length of the boom in combination with the length of
the piling equals or exceeds 150 ft. - \$1.00 above Group 1
rate

EMPLOYEES ASSIGNED TO WORK BELOW GROUND LEVEL ARE TO BE PAID
10% ABOVE BASIC WAGE RATE. THIS DOES NOT APPLY TO OPEN CUT
WORK.

IRON0070-005 06/01/2024

BUTLER COUNTY (Eastern eighth, including the Townships of
Decker, Lee & Tilford);
EDMONSON COUNTY (Northern three-fourths, including the
Townships of Asphalt, Bee Spring, Brownsville, Grassland, Huff,
Kyrock, Lindseyville, Mammoth Cave, Ollie, Prosperity, Rhoda,
Sunfish & Sweden)

Rates Fringes

IRONWORKER

Structural; Ornamental;
Reinforcing; Precast
Concrete Erectors.....\$ 34.59 25.00

IRON0103-004 08/01/2024

DAVISS, HANCOCK, HENDERSON, HOPKINS, MCLEAN, OHIO, UNION &
WEBSTER COUNTIES
BUTLER COUNTY (Townships of Aberdeen, Bancock, Casey,

Dexterville, Dunbar, Elfie, Gilstrap, Huntsville, Logansport, Monford, Morgantown, Provo, Rochester, South Hill & Welchs Creek);

CALDWELL COUNTY (Northeastern third, including the Township of Creswell);

CHRISTIAN COUNTY (Northern third, including the Townships of Apex, Crofton, Kelly, Mannington & Wynns);

CRITTENDEN COUNTY (Northeastern half, including the Townships of Grove, Mattoon, Repton, Shady Grove & Tribune);

MUHLENBERG COUNTY (Townships of Bavier, Beech Creek Junction, Benton, Brennen, Browder, Central City, Cleaton, Depoy, Drakesboro, Eunis, Graham, Hillside, Luzerne, Lynn City, Martwick, McNary, Millport, Moorman, Nelson, Paradise, Powderly, South Carrollton, Tarina & Weir)

	Rates	Fringes
Ironworkers:.....	\$ 35.34	26.4

IRON0492-003 05/01/2024		

ALLEN, LOGAN, SIMPSON, TODD & WARREN COUNTIES

BUTLER COUNTY (Southern third, including the Townships of Boston, Berrys Lick, Dimple, Jetson, Quality, Sharer, Sugar Grove & Woodbury);

CHRISTIAN COUNTY (Eastern two-thirds, including the Townships of Bennettstown, Casky, Herndon, Hopkinsville, Howell, Masonville, Pembroke & Thompsonville);

EDMONSON COUNTY (Southern fourth, including the Townships of Chalybeate & Rocky Hill);

MUHLENBERG COUNTY (Southern eighth, including the Townships of Dunnior, Penrod & Rosewood)

	Rates	Fringes
Ironworkers:.....	\$ 33.73	16.38

IRON0782-006 08/01/2024		

BALLARD, CALLOWAY, CARLISLE, FULTON, GRAVES, HICKMAN, LIVINGSTON, LYON, MARSHALL, MCCRACKEN & TRIGG COUNTIES
 CALDWELL COUNTY (Southwestern two-thirds, including the Townships of Cedar Bluff, Cider, Claxton, Cobb, Crowtown, Dulaney, Farmersville, Fredonia, McGowan, Otter Pond & Princeton);

CHRISTIAN COUNTY (Western third, Excluding the Townships of Apex, Crofton, Kelly, Mannington, Wynns, Bennettstown, Casky, Herndon, Hopkinsville, Howell, Masonville, Pembroke & Thompsonville);

CRITTENDEN COUNTY (Southwestern half, including the Townships of Crayne, Dycusburg, Frances, Marion, Mexico, Midway, Sheridan & Told)

	Rates	Fringes
Ironworkers:		
Projects with a total contract cost of		
\$20,000,000.00 or above.....	\$ 35.75	26.34
All Other Work.....	\$ 34.01	24.83

LAB00189-005 07/01/2024		

BALLARD, CALLOWAY, CARLISLE, FULTON, GRAVES, HICKMAN,
 LIVINGSTON, LYON, MARSHALL & MCCRACKEN COUNTIES

	Rates	Fringes
Laborers:		
GROUP 1.....	\$ 23.96	18.58
GROUP 2.....	\$ 24.21	18.58
GROUP 3.....	\$ 24.26	18.58
GROUP 4.....	\$ 24.86	18.58

LABORER CLASSIFICATIONS

GROUP 1 - Aging & Curing of Concrete; Asbestos Abatement Worker; Asphalt Plant; Asphalt; Batch Truck Dump; Carpenter Tender; Cement Mason Tender; Cleaning of Machines; Concrete; Demolition; Dredging; Environmental - Nuclear, Radiation, Toxic & Hazardous Waste - Level D; Flagperson; Grade Checker; Hand Digging & Hand Back Filling; Highway Marker Placer; Landscaping, Mesh Handler & Placer; Puddler; Railroad; Rip-rap & Grouter; Right-of-Way; Sign, Guard Rail & Fence Installer; Signal Person; Sound Barrier Installer; Storm & Sanitary Sewer; Swamper; Truck Spotter & Dumper; Wrecking of Concrete Forms; General Cleanup

GROUP 2 - Batter Board Man (Sanitary & Storm Sewer); Brickmason Tender; Mortar Mixer Operator; Scaffold Builder; Burner & Welder; Bushhammer; Chain Saw Operator; Concrete Saw Operator; Deckhand Scow Man; Dry Cement Handler; Environmental - Nuclear, Radiation, Toxic & Hazardous Waste - Level C; Forklift Operator for Masonary; Form Setter; Green Concrete Cutting; Hand Operated Grouter & Grinder Machine Operator; Jackhammer; Pavement Breaker; Paving Joint Machine; Pipelayer; Plastic Pipe Fusion; Power Driven Georgia Buggy & Wheel Barrow; Power Post Hole Digger; Precast Manhole Setter; Walk-Behind Tamper; Walk-Behind Trencher; Sand Blaster; Concrete Chipper; Surface Grinder; Vibrator Operator; Wagon Driller

GROUP 3 - Asphalt Luteman & Raker; Gunnite Nozzleman; Gunnite Operator & Mixer; Grout Pump Operator; Blaster; Side Rail Setter; Rail Paved Ditches; Screw Operator; Tunnel (Free Air); Water Blaster

GROUP 4 - Caisson Worker (Free Air); Cement Finisher; Environmental - Nuclear, Radiation, Toxic & Hazardous Waste - Levels A & B; Miner & Driller (Free Air); Tunnel Blaster; & Tunnel Mucker (Free Air); Directional & Horizontal Boring; Air Track Drillers (All Types); Powdermen & Blasters; Troxler & Concrete Tester if Laborer is Utilized

 LAB00189-006 07/01/2024

ALLEN, BUTLER, CALDWELL, CHRISTIAN, DAVIESS, EDMONSON, HANCOCK,
 HOPKINS, LOGAN, MCLEAN, MUHLENBERG, OHIO, SIMPSON, TODD, TRIGG
 & WARREN COUNTIES

	Rates	Fringes
Laborers:		
GROUP 1.....	\$ 23.96	18.58

GROUP 2.....	\$ 24.26	18.58
GROUP 3.....	\$ 24.21	18.58
GROUP 4.....	\$ 24.86	18.58

LABORER CLASSIFICATIONS

GROUP 1 - Aging & Curing of Concrete; Asbestos Abatement Worker; Asphalt Plant; Asphalt; Batch Truck Dump; Carpenter Tender; Cement Mason Tender; Cleaning of Machines; Concrete; Demolition; Dredging; Environmental - Nuclear, Radiation, Toxic & Hazardous Waste - Level D; Flagperson; Grade Checker; Hand Digging & Hand Back Filling; Highway Marker Placer; Landscaping, Mesh Handler & Placer; Puddler; Railroad; Rip-rap & Grouter; Right-of-Way; Sign, Guard Rail & Fence Installer; Signal Person; Sound Barrier Installer; Storm & Sanitary Sewer; Swamper; Truck Spotter & Dumper; Wrecking of Concrete Forms; General Cleanup

GROUP 2 - Batter Board Man (Sanitary & Storm Sewer); Brickmason Tender; Mortar Mixer Operator; Scaffold Builder; Burner & Welder; Bushhammer; Chain Saw Operator; Concrete Saw Operator; Deckhand Scow Man; Dry Cement Handler; Environmental - Nuclear, Radiation, Toxic & Hazardous Waste - Level C; Forklift Operator for Masonary; Form Setter; Green Concrete Cutting; Hand Operated Grouter & Grinder Machine Operator; Jackhammer; Pavement Breaker; Paving Joint Machine; Pipelayer; Plastic Pipe Fusion; Power Driven Georgia Buggy & Wheel Barrow; Power Post Hole Digger; Precast Manhole Setter; Walk-Behind Tamper; Walk-Behind Trencher; Sand Blaster; Concrete Chipper; Surface Grinder; Vibrator Operator; Wagon Driller

GROUP 3 - Asphalt Luteman & Raker; Gunnite Nozzleman; Gunnite Operator & Mixer; Grout Pump Operator; Blaster; Side Rail Setter; Rail Paved Ditches; Screw Operator; Tunnel (Free Air); Water Blaster

GROUP 4 - Caisson Worker (Free Air); Cement Finisher; Environmental - Nuclear, Radiation, Toxic & Hazardous Waste - Levels A & B; Miner & Driller (Free Air); Tunnel Blaster; & Tunnel Mucker (Free Air); Directional & Horizontal Boring; Air Track Drillers (All Types); Powdermen & Blasters; Troxler & Concrete Tester if Laborer is Utilized

 LAB00561-001 07/01/2024

CRITTENDEN, HENDERSON, UNION & WEBSTER COUNTIES

	Rates	Fringes
Laborers:		
GROUP 1.....	\$ 25.22	18.10
GROUP 2.....	\$ 25.47	18.10
GROUP 3.....	\$ 25.52	18.10
GROUP 4.....	\$ 26.12	18.10

LABORER CLASSIFICATIONS

GROUP 1 - Aging & Curing of Concrete; Asbestos Abatement Worker; Asphalt Plant; Asphalt; Batch Truck Dump; Carpenter Tender; Cement Mason Tender; Cleaning of Machines; Concrete; Demolition; Dredging; Environmental - Nuclear, Radiation, Toxic & Hazardous Waste - Level D; Flagperson; Grade Checker; Hand Digging & Hand Back Filling; Highway

Marker Placer; Landscaping, Mesh Handler & Placer; Puddler;
Railroad; Rip-rap & Grouter; Right-of-Way; Sign, Guard Rail
& Fence Installer; Signal Person; Sound Barrier Installer;
Storm & Sanitary Sewer; Swamper; Truck Spotter & Dumper;
Wrecking of Concrete Forms; General Cleanup

GROUP 2 - Batter Board Man (Sanitary & Storm Sewer);
Brickmason Tender; Mortar Mixer Operator; Scaffold Builder;
Burner & Welder; Bushhammer; Chain Saw Operator; Concrete
Saw Operator; Deckhand Scow Man; Dry Cement Handler;
Environmental - Nuclear, Radiation, Toxic & Hazardous Waste
- Level C; Forklift Operator for Masonary; Form Setter;
Green Concrete Cutting; Hand Operated Grouter & Grinder
Machine Operator; Jackhammer; Pavement Breaker; Paving
Joint Machine; Pipelayer; Plastic Pipe Fusion; Power Driven
Georgia Buggy & Wheel Barrow; Power Post Hole Digger;
Precast Manhole Setter; Walk-Behind Tamper; Walk-Behind
Trencher; Sand Blaster; Concrete Chipper; Surface
Grinder; Vibrator Operator; Wagon Driller

GROUP 3 - Asphalt Luteman & Raker; Gunnite Nozzleman; Gunnite
Operator & Mixer; Grout Pump Operator; Blaster; Side Rail
Setter; Rail Paved Ditches; Screw Operator; Tunnel (Free
Air); Water Blaster

GROUP 4 - Caisson Worker (Free Air); Cement Finisher;
Environmental - Nuclear, Radiation, Toxic & Hazardous Waste
- Levels A & B; Miner & Driller (Free Air); Tunnel Blaster;
& Tunnel Mucker (Free Air); Directional & Horizontal
Boring; Air Track Drillers (All Types); Powdermen &
Blasters; Troxler & Concrete Tester if Laborer is Utilized

PAIN0032-002 09/01/2024

BALLARD COUNTY

	Rates	Fringes
Painters:		
Bridges.....	\$ 36.77	21.77
All Other Work.....	\$ 34.47	21.77

Spray, Blast, Steam, High & Hazardous (Including Lead
Abatement) and All Epoxy - \$1.00 Premium

PAIN0118-003 06/01/2014

EDMONSON COUNTY:

	Rates	Fringes
Painters:		
Brush & Roller.....	\$ 18.50	11.97
Spray, Sandblast, Power Tools, Waterblast & Steam Cleaning.....	\$ 19.50	11.97

PAIN0156-006 04/01/2024

DAVISS, HANCOCK, HENDERSON, MCLEAN, OHIO, UNION & WEBSTER
COUNTIES

Rates Fringes

Painters:

BRIDGES		
GROUP 1.....	\$ 30.77	20.30
GROUP 3.....	\$ 31.77	20.30
GROUP 4.....	\$ 35.00	20.30
ALL OTHER WORK:		
GROUP 1.....	\$ 29.62	20.30
GROUP 2.....	\$ 30.37	20.30
GROUP 3.....	\$ 30.62	20.30
GROUP 4.....	\$ 31.77	20.30

PAINTER CLASSIFICATIONS

GROUP 1 - Brush & Roller

GROUP 2 - Plasterers

GROUP 3 - Spray; Sandblast; Power Tools; Waterblast;
 Steamcleaning; Brush & Roller of Mastics, Creosotes, Kwinch
 Koate & Coal Tar Epoxy

GROUP 4 - Spray of Mastics, Creosotes, Kwinch Koate & Coal
 Tar Epoxy

 PAIN0500-002 06/01/2024

CALDWELL, CALLOWAY, CARLISLE, CHRISTIAN, CRITTENDEN, FULTON,
 GRAVES, HICKMAN, HOPKINS, LIVINGSTON, LYON, MARSHALL, MCCRACKEN
 & TRIGG COUNTIES:

Rates Fringes

Painters:

Bridges.....	\$ 30.75	15.50
All Other Work.....	\$ 24.50	15.50

Waterblasting units with 3500 PSI and above - \$.50 premium
 Spraypainting and all abrasive blasting - \$1.00 premium
 Work 40 ft. and above ground level - \$1.00 premium

 PLUM0184-002 07/01/2024

BALLARD, CALDWELL, CALLOWAY, CARLISLE, CHRISTIAN, CRITTENDEN,
 FULTON, GRAVES, HICKMAN, LIVINGSTON, LYON, MARSHALL, MCCRACKEN
 and TRIGG COUNTIES

Rates Fringes

Plumber; Steamfitter.....	\$ 41.01	20.28
---------------------------	----------	-------

 PLUM0502-004 08/01/2024

ALLEN, BUTLER, EDMONSON, SIMPSON & WARREN

Rates Fringes

Plumber; Steamfitter.....	\$ 41.90	24.89
---------------------------	----------	-------

 PLUM0633-002 07/01/2022

DAVIESS, HANCOCK, HENDERSON, HOPKINS, LOGAN, MCLEAN,
MUHLENBERG, OHIO, TODD, UNION & WEBSTER COUNTIES:

	Rates	Fringes
PLUMBER/PIPEFITTER.....	\$ 33.97	19.30

TEAM0089-003 03/31/2024

ALLEN, BUTLER, EDMONSON, LOGAN, SIMPSON & WARREN COUNTIES

	Rates	Fringes
Truck drivers:		
Zone 1:		
Group 1.....	\$ 23.53	27.39
Group 2.....	\$ 23.70	27.39
Group 3.....	\$ 23.78	27.39
Group 4.....	\$ 23.80	27.39

GROUP 1 - Greaser; Tire Changer

GROUP 2 - Truck Mechanic; Single Axle Dump; Flat Bed; All Terrain Vehicles when used to haul materials; Semi Trailer or Pole Trailer when used to pull building materials and equipment; Tandem Axle Dump; Driver of Distributors

GROUP 3 - Mixer All Types

GROUP 4 - Winch and A-Frame when used in transporting materials; Ross Carrier; Fork Lift when used to transport building materials; Driver on Pavement Breaker; Euclid and Other Heavy Earth Moving Equipment; Low Boy; Articulator Cat; Five Axle Vehicle

TEAM0215-003 03/31/2024

DAVIESS, HANCOCK, HENDERSON, HOPKINS, MCLEAN, MUHLENBERG, OHIO & WEBSTER COUNTIES

	Rates	Fringes
TRUCK DRIVER		
Group 1.....	\$ 25.15	27.39
Group 2.....	\$ 25.38	27.39
Group 3.....	\$ 25.45	27.39
Group 4.....	\$ 25.46	27.39

GROUP 1: Greaser, Tire Changer

GROUP 2: Truck Mechanic

GROUP 3: Single Axle Dump; Flat Bed; All Terrain Vehicle when used to haul materials; Semi Trailer or Pole Trailer when used to pull building materials and equipment; Tandem Axle Dump; Driver of Distributors; Mixer All Types

GROUP 4: Euclid and other heavy earth moving equipment; Low Boy; Articulator Cat; 5 Axle Vehicle; Winch and A- Frame when used in transporting materials; Ross Carrier; Fork Lift when used to transport building materials; Driver on

Pavement Breaker

TEAM0236-001 03/31/2024

BALLARD, CALDWELL, CALLOWAY, CARLISLE, CHRISTIAN, CRITTENDEN,
FULTON, GRAVES, HICKMAN, LIVINGSTON, LYON, MARSHALL,
MCCRACKEN, TODD & TRIGG COUNTIES

	Rates	Fringes
TRUCK DRIVER		
Group 1.....	\$ 23.52	27.39
Group 2.....	\$ 23.70	27.39
Group 3.....	\$ 23.70	27.39
Group 4.....	\$ 23.78	27.39
Group 5.....	\$ 23.80	27.39

GROUP 1: Greaser, Tire Changer

GROUP 2: Truck Mechanic

GROUP 3: Single Axle Dump; Flat Bed; All Terrain Vehicle when used to haul materials; Semi Trailer or Pole Trailer when used to pull building materials and equipment; Tandem Axle Dump; Drivers of Distributors

GROUP 4: Euclid and other heavy earth moving equipment; Low Boy; Articulator Cat; Five Axle Vehicle; Winch and A-Frame when used in transporting materials; Ross Carrier

GROUP 5: Mixer All Types

WELDERS - Receive rate prescribed for craft performing operation to which welding is incidental.
=====

Note: Executive Order (EO) 13706, Establishing Paid Sick Leave for Federal Contractors applies to all contracts subject to the Davis-Bacon Act for which the contract is awarded (and any solicitation was issued) on or after January 1, 2017. If this contract is covered by the EO, the contractor must provide employees with 1 hour of paid sick leave for every 30 hours they work, up to 56 hours of paid sick leave each year. Employees must be permitted to use paid sick leave for their own illness, injury or other health-related needs, including preventive care; to assist a family member (or person who is like family to the employee) who is ill, injured, or has other health-related needs, including preventive care; or for reasons resulting from, or to assist a family member (or person who is like family to the employee) who is a victim of, domestic violence, sexual assault, or stalking. Additional information on contractor requirements and worker protections under the EO is available at <https://www.dol.gov/agencies/whd/government-contracts>.

Unlisted classifications needed for work not included within the scope of the classifications listed may be added after award only as provided in the labor standards contract clauses (29CFR 5.5 (a) (1) (iii)).

The body of each wage determination lists the classifications and wage rates that have been found to be prevailing for the type(s) of construction and geographic area covered by the wage determination. The classifications are listed in alphabetical order under rate identifiers indicating whether the particular rate is a union rate (current union negotiated rate), a survey rate, a weighted union average rate, a state adopted rate, or a supplemental classification rate.

Union Rate Identifiers

A four-letter identifier beginning with characters other than ""SU"", ""UAVG"", ?SA?, or ?SC? denotes that a union rate was prevailing for that classification in the survey. Example: PLUM0198-005 07/01/2024. PLUM is an identifier of the union whose collectively bargained rate prevailed in the survey for this classification, which in this example would be Plumbers. 0198 indicates the local union number or district council number where applicable, i.e., Plumbers Local 0198. The next number, 005 in the example, is an internal number used in processing the wage determination. The date, 07/01/2024 in the example, is the effective date of the most current negotiated rate.

Union prevailing wage rates are updated to reflect all changes over time that are reported to WHD in the rates in the collective bargaining agreement (CBA) governing the classification.

Union Average Rate Identifiers

The UAVG identifier indicates that no single rate prevailed for those classifications, but that 100% of the data reported for the classifications reflected union rates. EXAMPLE: UAVG-OH-0010 01/01/2024. UAVG indicates that the rate is a weighted union average rate. OH indicates the State of Ohio. The next number, 0010 in the example, is an internal number used in producing the wage determination. The date, 01/01/2024 in the example, indicates the date the wage determination was updated to reflect the most current union average rate.

A UAVG rate will be updated once a year, usually in January, to reflect a weighted average of the current rates in the collective bargaining agreements on which the rate is based.

Survey Rate Identifiers

The ""SU"" identifier indicates that either a single non-union rate prevailed (as defined in 29 CFR 1.2) for this classification in the survey or that the rate was derived by computing a weighted average rate based on all the rates reported in the survey for that classification. As a weighted average rate includes all rates reported in the survey, it may include both union and non-union rates. Example: SUFL2022-007 6/27/2024. SU indicates the rate is a single non-union prevailing rate or a weighted average of survey data for that classification. FL indicates the State of Florida. 2022 is the year of the survey on which these classifications and rates are based. The next number, 007 in the example, is an internal number used in producing the wage determination. The date, 6/27/2024 in the example, indicates the survey completion date for the classifications and rates under that identifier.

?SU? wage rates typically remain in effect until a new survey is conducted. However, the Wage and Hour Division (WHD) has the discretion to update such rates under 29 CFR 1.6(c)(1).

State Adopted Rate Identifiers

The ""SA"" identifier indicates that the classifications and prevailing wage rates set by a state (or local) government were adopted under 29 C.F.R 1.3(g)-(h). Example: SAME2023-007 01/03/2024. SA reflects that the rates are state adopted. ME refers to the State of Maine. 2023 is the year during which the state completed the survey on which the listed classifications and rates are based. The next number, 007 in the example, is an internal number used in producing the wage determination. The date, 01/03/2024 in the example, reflects the date on which the classifications and rates under the ?SA? identifier took effect under state law in the state from which the rates were adopted.

WAGE DETERMINATION APPEALS PROCESS

1) Has there been an initial decision in the matter? This can be:

- a) a survey underlying a wage determination
- b) an existing published wage determination
- c) an initial WHD letter setting forth a position on a wage determination matter
- d) an initial conformance (additional classification and rate) determination

On survey related matters, initial contact, including requests for summaries of surveys, should be directed to the WHD Branch of Wage Surveys. Requests can be submitted via email to davisbaconinfo@dol.gov or by mail to:

Branch of Wage Surveys
Wage and Hour Division
U.S. Department of Labor
200 Constitution Avenue, N.W.
Washington, DC 20210

Regarding any other wage determination matter such as conformance decisions, requests for initial decisions should be directed to the WHD Branch of Construction Wage Determinations. Requests can be submitted via email to BCWD-Office@dol.gov or by mail to:

Branch of Construction Wage Determinations
Wage and Hour Division
U.S. Department of Labor
200 Constitution Avenue, N.W.
Washington, DC 20210

2) If an initial decision has been issued, then any interested party (those affected by the action) that disagrees with the decision can request review and reconsideration from the Wage and Hour Administrator (See 29 CFR Part 1.8 and 29 CFR Part 7). Requests for review and reconsideration can be submitted via email to dba.reconsideration@dol.gov or by mail to:

Wage and Hour Administrator

U.S. Department of Labor
200 Constitution Avenue, N.W.
Washington, DC 20210

The request should be accompanied by a full statement of the interested party's position and any information (wage payment data, project description, area practice material, etc.) that the requestor considers relevant to the issue.

3) If the decision of the Administrator is not favorable, an interested party may appeal directly to the Administrative Review Board (formerly the Wage Appeals Board). Write to:

Administrative Review Board
U.S. Department of Labor
200 Constitution Avenue, N.W.
Washington, DC 20210.

=====

END OF GENERAL DECISION"

Fringe benefit amounts are applicable for all hours worked except when otherwise noted.

No laborer, workman or mechanic shall be paid at a rate less than that of a Journeyman except those classified as bona fide apprentices.

Apprentices or trainees shall be permitted to work as such subject to Administrative Regulations adopted by the Commissioner of Workplace Standards. Copies of these regulations will be furnished upon request from any interested person.

Before using apprentices on the job the contractor shall present to the Contracting Officer written evidence of registration of such employees in a program of a State apprenticeship and training agency approved and recognized by the U. S. Bureau of Apprenticeship and Training. In the absence of such a State agency, the contractor shall submit evidence of approval and registration by the U. S. Bureau of Apprenticeship and Training.

The contractor shall submit to the Contracting Officer, written evidence of the established apprenticeship-journeyman ratios and wage rates in the project area, which will be the basis for establishing such ratios and rates for the project under the applicable contract provisions.

TO: EMPLOYERS/EMPLOYEES

PREVAILING WAGE SCHEDULE:

The wages indicated on this wage schedule are the least permitted to be paid for the occupations indicated. When an employee works in more than one classification, the employer must record the number of hours worked in each classification at the prescribed hourly base rate.

OVERTIME:

Overtime is to be paid to an employee at a rate not less than one and one-half times the basic rate of pay for all hours worked in excess of forty (40) hours in such workweek. Wage violations or questions should be directed to the designated Engineer or the undersigned.

Director
Division of Construction Procurement
Frankfort, Kentucky 40622
502-564-3500

**NOTICE OF REQUIREMENT FOR AFFIRMATIVE ACTION
TO ENSURE EQUAL EMPLOYMENT OPPORTUNITY
(Executive Order 11246)**

1. The Offeror's or Bidder's attention is called to the "Equal Opportunity Clause" and the "Standard Federal Equal Employment Specifications" set forth herein.
2. The goals and timetables for minority and female participation, expressed in percentage terms for the Contractor's aggregate work force in each trade on all construction work in the covered area, are as follows:

GOALS FOR MINORITY PARTICIPATION IN EACH TRADE	GOALS FOR FEMALE PARTICIPATION IN EACH TRADE
12.0%	6.9%

These goals are applicable to all the Contractor's construction work (whether or not it is Federal or federally-assisted) performed in the covered area. If the contractor performs construction work in a geographical area located outside of the covered area, it shall apply the goals established for such geographical area where the work is actually performed. With regard to this second area, the contractor also is subject to the goals for both its federally involved and non-federally involved construction.

The Contractor's compliance with the Executive Order and the regulations in CFR Part 60-4 shall be based on its implementation of the Equal Opportunity Clause, specific affirmative action obligations required by the specifications set forth in 41 CFR 60-4, 3(a), and its efforts to meet the goals. The hours of minority and female employment and training must be substantially uniform throughout the length of the contract, and in each trade, and the contractor shall make a good faith effort to employ minorities and women evenly on each of its projects. The transfer of minority or female employees or trainees from Contractor to Contractor or from project to project for the sole purpose of meeting the Contractor's goals shall be a violation of the contract, the Executive Order and the regulations in 41 CFR Part 60-4. Compliance with the goals will be measured against the total work hours performed.

3. The Notification of Construction Contract Award Portal (NCAP) is OFCCP's preferred method for receiving construction contract award notifications. The NCAP can be found on OFCCP's website at <https://www.dol.gov/agencies/ofccp/ncap>. Users who prefer not to use the portal maintain the option to send their notifications via mail, email and facsimile to the OFCCP Regional office in which the work will be performed. The Contractor shall provide written notification to the Director of the Office of Federal Contract Compliance Programs within ten (10) working days of award of any construction subcontract in excess of \$10,000.00 at any tier for construction work under the contract resulting from this solicitation. The notification must include: Prime Contract Number (issued by the federal agency or applicant); Name of Awarding Federal Agency, Applicant or Contractor; Contracting Officer, Applicant Representative or Contractor Representative Submitting Notification with name, phone number, email address; Contractor Awarded Contract or Subcontract with name, address, phone number, email address, EIN, dollar amount of the contract, estimated start date of the contract, estimated completion date of the contract, geographical area in which the contract is to be performed (state, county's city (if applicable)).

The notification shall be mailed to:

Regional Director
Office of Federal Contract Compliance Programs
61 Forsyth Street, SW, Suite 7B75
Atlanta, Georgia 30303-8931
Main Number: 404-893-4545 Fax: 404-893-4546
Regional Director Contact: OFCCP-SE@dol.gov
Construction Award Email: OFCCP-SE-ConstructionAward@dol.gov

4. As used in this Notice, and in the contract resulting from this solicitation, the "covered area" is Warren County.

PART IV
BID ITEMS

PROPOSAL BID ITEMS

254502

Page 1 of 2

Report Date 1/28/25

Section: 0001 - PAVING

LINE	BID CODE	ALT	DESCRIPTION	QUANTITY	UNIT	UNIT PRIC	FP	AMOUNT
0010	00003		CRUSHED STONE BASE	4,199.00	TON		\$	
0020	00100		ASPHALT SEAL AGGREGATE	23.00	TON		\$	
0030	00103		ASPHALT SEAL COAT	3.00	TON		\$	
0040	00190		LEVELING & WEDGING PG64-22	212.00	TON		\$	
0050	00217		CL4 ASPH BASE 1.00D PG64-22	3,460.00	TON		\$	
0060	00337		CL4 ASPH SURF 0.38B PG76-22	2,623.00	TON		\$	
0070	02676		MOBILIZATION FOR MILL & TEXT	1.00	LS		\$	
0080	02677		ASPHALT PAVE MILLING & TEXTURING	2,099.00	TON		\$	
0090	20071EC		JOINT ADHESIVE	3,074.00	LF		\$	
0100	24970EC		ASPHALT MATERIAL FOR TACK NON-TRACKING	13.00	TON		\$	

Section: 0002 - ROADWAY

LINE	BID CODE	ALT	DESCRIPTION	QUANTITY	UNIT	UNIT PRIC	FP	AMOUNT
0110	01921		STANDARD BARRIER MEDIAN TYPE 4	351.00	SQYD		\$	
0120	02200		ROADWAY EXCAVATION	2,376.00	CUYD		\$	
0130	02562		TEMPORARY SIGNS	328.00	SQFT		\$	
0140	02604		FABRIC-GEOTEXTILE CLASS 1A	5,974.00	SQYD		\$	
0150	02650		MAINTAIN & CONTROL TRAFFIC WARREN US 68 HSIP	1.00	LS		\$	
0160	02671		PORTABLE CHANGEABLE MESSAGE SIGN	4.00	EACH		\$	
0170	02696		SHOULDER RUMBLE STRIPS	11,504.00	LF		\$	
0180	02701		TEMP SILT FENCE	5,752.00	LF		\$	
0190	02703		SILT TRAP TYPE A	4.00	EACH		\$	
0200	02704		SILT TRAP TYPE B	4.00	EACH		\$	
0210	02705		SILT TRAP TYPE C	4.00	EACH		\$	
0220	02706		CLEAN SILT TRAP TYPE A	12.00	EACH		\$	
0230	02707		CLEAN SILT TRAP TYPE B	12.00	EACH		\$	
0240	02708		CLEAN SILT TRAP TYPE C	12.00	EACH		\$	
0250	02726		STAKING WARREN US 68 HSIP	1.00	LS		\$	
0260	02775		ARROW PANEL	4.00	EACH		\$	
0270	03225		TUBULAR MARKERS	45.00	EACH		\$	
0280	05950		EROSION CONTROL BLANKET	750.00	SQYD		\$	
0290	05952		TEMP MULCH	4,225.00	SQYD		\$	
0300	05953		TEMP SEEDING AND PROTECTION	4,225.00	SQYD		\$	
0310	05963		INITIAL FERTILIZER	1.00	TON		\$	
0320	05964		MAINTENANCE FERTILIZER	1.00	TON		\$	
0330	05985		SEEDING AND PROTECTION	4,225.00	SQYD		\$	
0340	05992		AGRICULTURAL LIMESTONE	3.00	TON		\$	
0350	06511		PAVE STRIPING-TEMP PAINT-6 IN	17,560.00	LF		\$	
0360	06542		PAVE STRIPING-THERMO-6 IN W	11,384.00	LF		\$	
0370	06543		PAVE STRIPING-THERMO-6 IN Y	6,329.00	LF		\$	
0380	06568		PAVE MARKING-THERMO STOP BAR-24IN	26.00	LF		\$	
0390	06574		PAVE MARKING-THERMO CURV ARROW	18.00	EACH		\$	
0400	06576		PAVE MARKING-THERMO ONLY	3.00	EACH		\$	

PROPOSAL BID ITEMS

254502

Page 2 of 2

Report Date 1/28/25

LINE	BID CODE	ALT	DESCRIPTION	QUANTITY	UNIT	UNIT PRIC	FP	AMOUNT
0410	10020NS		FUEL ADJUSTMENT	9,798.00	DOLL	\$1.00	\$	\$9,798.00
0420	10030NS		ASPHALT ADJUSTMENT	24,611.00	DOLL	\$1.00	\$	\$24,611.00
0430	21289ED		LONGITUDINAL EDGE KEY	3,510.00	LF		\$	
0440	22680EN		QWICK CURB MEDIAN SEPARATOR	157.00	LF		\$	
0450	24489EC		INLAID PAVEMENT MARKER	141.00	EACH		\$	
0460	24679ED		PAVE MARK THERMO CHEVRON	632.00	SQFT		\$	
0470	24889EC		PAVE MARKING-THERMO U-TURN	17.00	EACH		\$	
0480	24969ED		LONGITUDINAL SAW CUT	3,510.00	LF		\$	

Section: 0003 - DRAINAGE

LINE	BID CODE	ALT	DESCRIPTION	QUANTITY	UNIT	UNIT PRIC	FP	AMOUNT
0490	00462		CULVERT PIPE-18 IN	61.00	LF		\$	
0500	21541NN		CORED HOLE DRAINAGE BOX CON- 18 IN	1.00	EACH		\$	
0510	26131ED		SLOPED AND MITERED HEADWALL-18 IN	1.00	EACH		\$	

Section: 0004 - SIGNING

LINE	BID CODE	ALT	DESCRIPTION	QUANTITY	UNIT	UNIT PRIC	FP	AMOUNT
0520	06406		SBM ALUM SHEET SIGNS .080 IN	401.00	SQFT		\$	
0530	06407		SBM ALUM SHEET SIGNS .125 IN	144.00	SQFT		\$	
0540	06410		STEEL POST TYPE 1	715.00	LF		\$	
0550	24631EC		BARCODE SIGN INVENTORY	105.00	EACH		\$	

Section: 0005 - DEMOBILIZATION

LINE	BID CODE	ALT	DESCRIPTION	QUANTITY	UNIT	UNIT PRIC	FP	AMOUNT
0560	02569		DEMOBILIZATION	1.00	LS		\$	