



CALL NO. 106

CONTRACT ID. 211054

POWELL COUNTY

FED/STATE PROJECT NUMBER STP 6000(174)

DESCRIPTION ADAMS RIDGE ROAD(CS-2028)

WORK TYPE GRADE, DRAIN & SURFACE WITH BRIDGE

PRIMARY COMPLETION DATE 85 WORKING DAYS

LETTING DATE: December 10,2021

Sealed Bids will be received electronically through the Bid Express bidding service until 10:00 am EASTERN STANDARD TIME December 10,2021. Bids will be publicly announced at 10:00 am EASTERN STANDARD TIME.

PLANS AVAILABLE FOR THIS PROJECT.

DBE CERTIFICATION REQUIRED - 7%

REQUIRED BID PROPOSAL GUARANTY: Not less than 5% of the total bid.

TABLE OF CONTENTS

PART I	SCOPE OF WORK
	<ul style="list-style-type: none">• PROJECT(S), COMPLETION DATE(S), & LIQUIDATED DAMAGES• CONTRACT NOTES• FEDERAL CONTRACT NOTES• ASPHALT MIXTURE• INCIDENTAL SURFACING• COMPACTION OPTION B• SPECIAL NOTE(S) APPLICABLE TO PROJECT• TREE REMOVAL• NON-TRACKING TACK COAT• BRIDGE DEMOLITION, RENOVATION AND ASBESTOS ABATEMENT• ASBESTOS ABATEMENT REPORT• RIGHT OF WAY CERTIFICATION• UTILITY IMPACT & RAIL CERTIFICATION NOTES• GENERAL UTILITY NOTES• WATER STANDARD UTILITY BID ITEMS• WATERLINE SPECIFICATIONS• DEPT OF ARMY - NATIONWIDE PERMIT• KPDES STORM WATER PERMIT, BMP AND ENOI• COMMUNICATING ALL PROMISES
PART II	SPECIFICATIONS AND STANDARD DRAWINGS
	<ul style="list-style-type: none">• SPECIFICATIONS REFERENCE• SUPPLEMENTAL SPECIFICATION• [SN-11F] TURF REINFORCEMENT MAT• [SN-11N] LONGITUDINAL PAVEMENT JOINT ADHESIVE• [SP-69] EMBANKMENT AT BRIDGE END BENT STRUCTURES
PART III	EMPLOYMENT, WAGE AND RECORD REQUIREMENTS
	<ul style="list-style-type: none">• FEDERAL-AID CONSTRUCTION CONTRACTS - FHWA 1273• NONDISCRIMINATION OF EMPLOYEES• EXECUTIVE BRANCH CODE OF ETHICS• PROJECT WAGE RATES LOCALITY 2 / FEDERAL• NOTICE OF REQUIREMENT FOR AFFIRMATIVE ACTION TO ENSURE EEO POWELL
PART IV	INSURANCE
PART V	BID ITEMS

PART I
SCOPE OF WORK

ADMINISTRATIVE DISTRICT - 10

CONTRACT ID - 211054

STP 6000(174)

COUNTY - POWELL

PCN - DE09920282154

STP 6000(174)

ADAMS RIDGE ROAD(CS-2028) RECONSTRUCT ROADWAY OUT OF FLOODWAY IN ORDER TO ELIMINATE MOUNTAIN PARKWAY ACCESS, A DISTANCE OF 0.18 MILES.GRADE, DRAIN & SURFACE WITH BRIDGE SYP NO. 10-00150.00.

GEOGRAPHIC COORDINATES LATITUDE 37:51:49.00 LONGITUDE 83:56:23.00

COMPLETION DATE(S):

85 WORKING Days

APPLIES TO ENTIRE CONTRACT

CONTRACT NOTES

PROPOSAL ADDENDA

All addenda to this proposal must be applied when calculating bid and certified in the bid packet submitted to the Kentucky Department of Highways. Failure to use the correct and most recent addenda may result in the bid being rejected.

BID SUBMITTAL

Bidder must use the Department's electronic bidding software. The Bidder must download the bid file located on the Bid Express website (www.bidx.com) to prepare a bid packet for submission to the Department. The bidder must submit electronically using Bid Express.

JOINT VENTURE BIDDING

Joint venture bidding is permissible. All companies in the joint venture must be prequalified in one of the work types in the Qualifications for Bidders for the project. The bidders must get a vendor ID for the joint venture from the Division of Construction Procurement and register the joint venture as a bidder on the project. Also, the joint venture must obtain a digital ID from Bid Express to submit a bid. A joint bid bond of 5% may be submitted for both companies or each company may submit a separate bond of 5%.

UNDERGROUND FACILITY DAMAGE PROTECTION

The contractor shall make every effort to protect underground facilities from damage as prescribed in the Underground Facility Damage Protection Act of 1994, Kentucky Revised Statute KRS 367.4901 to 367.4917. It is the contractor's responsibility to determine and take steps necessary to be in compliance with federal and state damage prevention directives. When prescribed in said directives, the contractor shall submit Excavation Locate Requests to the Kentucky Contact Center (KY811) via web ticket entry. The submission of this request does not relieve the contractor from the responsibility of contacting non-member facility owners, whom shall be contacted through their individual Protection Notification Center. Non-compliance with these directives can result in the enforcement of penalties.

REGISTRATION WITH THE SECRETARY OF STATE BY A FOREIGN ENTITY

Pursuant to KRS 176.085(1)(b), an agency, department, office, or political subdivision of the Commonwealth of Kentucky shall not award a state contract to a person that is a foreign entity required by [KRS 14A.9-010](#) to obtain a certificate of authority to transact business in the Commonwealth ("certificate") from the Secretary of State under [KRS 14A.9-030](#) unless the person produces the certificate within fourteen (14) days of the bid or proposal opening. If the foreign entity is not required to obtain a certificate as provided in [KRS 14A.9-010](#), the foreign entity should identify the applicable exception. Foreign entity is defined within [KRS 14A.1-070](#).

For all foreign entities required to obtain a certificate of authority to transact business in the Commonwealth, if a copy of the certificate is not received by the contracting agency within the time frame identified above, the foreign entity's solicitation response shall be deemed non-responsive or the awarded contract shall be cancelled.

Businesses can register with the Secretary of State at <https://secure.kentucky.gov/sos/ftbr/welcome.aspx>.

SPECIAL NOTE FOR PROJECT QUESTIONS DURING ADVERTISEMENT

Questions about projects during the advertisement should be submitted in writing to the Division of Construction Procurement. This may be done by fax (502) 564-7299 or email to kyc.projectquestions@ky.gov. The Department will attempt to answer all submitted questions. The Department reserves the right not to answer if the question is not pertinent or does not aid in clarifying the project intent.

The deadline for posting answers will be 3:00 pm Eastern Daylight Time, the day preceding the Letting. Questions may be submitted until this deadline with the understanding that the later a question is submitted, the less likely an answer will be able to be provided.

The questions and answers will be posted for each Letting under the heading "Questions & Answers" on the Construction Procurement website (www.transportation.ky.gov/contract). The answers provided shall be considered part of this Special Note and, in case of a discrepancy, will govern over all other bidding documents.

HARDWOOD REMOVAL RESTRICTIONS

The US Department of Agriculture has imposed a quarantine in Kentucky and several surrounding states, to prevent the spread of an invasive insect, the emerald ash borer. Hardwood cut in conjunction with the project may not be removed from the state. Chipping or burning on site is the preferred method of disposal.

INSTRUCTIONS FOR EXCESS MATERIAL SITES AND BORROW SITES

Identification of excess material sites and borrow sites shall be the responsibility of the Contractor. The Contractor shall be responsible for compliance with all applicable state and federal laws and may wish to consult with the US Fish and Wildlife Service to seek protection under Section 10 of the Endangered Species Act for these activities.

ACCESS TO RECORDS

The contractor, as defined in KRS 45A.030 (9) agrees that the contracting agency, the Finance and Administration Cabinet, the Auditor of Public Accounts, and the Legislative Research Commission, or their duly authorized representatives, shall have access to any books, documents, papers, records, or other evidence, which are directly pertinent to this contract for the purpose of financial audit or program review. Records and other prequalification information confidentially

disclosed as part of the bid process shall not be deemed as directly pertinent to the contract and shall be exempt from disclosure as provided in KRS 61.878(1)(c). The contractor also recognizes that any books, documents, papers, records, or other evidence, received during a financial audit or program review shall be subject to the Kentucky Open Records Act, KRS 61.870 to 61.884.

In the event of a dispute between the contractor and the contracting agency, Attorney General, or the Auditor of Public Accounts over documents that are eligible for production and review, the Finance and Administration Cabinet shall review the dispute and issue a determination, in accordance with Secretary's Order 11-004.

April 30, 2018

FEDERAL CONTRACT NOTES

The Kentucky Department of Highways, in accordance with the Regulations of the United States Department of Transportation 23 CFR 635.112 (h), hereby notifies all bidders that failure by a bidder to comply with all applicable sections of the current Kentucky Standard Specifications, including, but not limited to the following, may result in a bid not being considered responsive and thus not eligible to be considered for award:

- | | |
|--------------------------------|--|
| 102.02 Current Rating | 102.08 Preparation and Delivery of Proposals |
| 102.13 Irregular Bid Proposals | 102.14 Disqualification of Bidders |
| 102.09 Proposal Guaranty | |

CIVIL RIGHTS ACT OF 1964

The Kentucky Department of Highways, in accordance with the provisions of Title VI of the Civil Rights Act of 1964 (78 Stat. 252) and the Regulations of the Federal Department of Transportation (49 C.F.R., Part 21), issued pursuant to such Act, hereby notifies all bidders that it will affirmatively insure that the contract entered into pursuant to this advertisement will be awarded to the lowest responsible bidder without discrimination on the ground of race, color, or national origin.

NOTICE TO ALL BIDDERS

To report bid rigging activities call: 1-800-424-9071.

The U.S. Department of Transportation (DOT) operates the above toll-free “hotline” Monday through Friday, 8:00 a.m. to 5:00 p.m. eastern time. Anyone with knowledge of possible bid rigging, bidder collusion, or other fraudulent activities should use the “hotline” to report such activities.

The “hotline” is part of the DOT’s continuing effort to identify and investigate highway construction contract fraud and abuse and is operated under the direction of the DOT Inspector General. All information will be treated confidentially and caller anonymity will be respected.

SECOND TIER SUBCONTRACTS

Second tier subcontracts are acceptable per Section 108.01 of the Standard Specifications for Road and Bridge Construction. There are special rules to DBE subcontractors satisfying DBE goals on federal-aid projects. 1st-Tier DBE Subcontractors may only enter into a 2nd-Tier subcontract with another DBE contractor.

DISADVANTAGED BUSINESS ENTERPRISE PROGRAM

It is the policy of the Kentucky Transportation Cabinet (“the Cabinet”) that Disadvantaged Business Enterprises (“DBE”) shall have the opportunity to participate in the performance of highway construction projects financed in whole or in part by Federal Funds in order to create a level playing field for all businesses who wish to contract with the Cabinet. To that end, the Cabinet will comply with the regulations found in 49 CFR Part 26, and the definitions and requirements contained therein shall be adopted as if set out verbatim herein.

The Cabinet, contractors, subcontractors, and sub-recipients shall not discriminate on the basis of race, color, national origin, or sex in the performance of work performed pursuant to Cabinet contracts. The contractor shall carry out applicable requirements of 49 CFR 26 in the award and administration of federally assisted highway construction projects. The contractor will include this provision in all its subcontracts and supply agreements pertaining to contracts with the Cabinet.

Failure by the contractor to carry out these requirements is a material breach of its contract with the Cabinet, which may result in the termination of the contract or such other remedy as the Cabinet deems necessary.

DBE GOAL

The Disadvantaged Business Enterprise (DBE) goal established for this contract, as listed on the front page of the proposal, is the percentage of the total value of the contract.

The contractor shall exercise all necessary and reasonable steps to ensure that Disadvantaged Business Enterprises participate in a least the percent of the contract as set forth above as goals for this contract.

OBLIGATION OF CONTRACTORS

Each contractor prequalified to perform work on Cabinet projects shall designate and make known to the Cabinet a liaison officer who is assigned the responsibility of effectively administering and promoting an active program for utilization of DBEs.

If a formal goal has not been designated for the contract, all contractors are encouraged to consider DBEs for subcontract work as well as for the supply of material and services needed to perform this work.

Contractors are encouraged to use the services of banks owned and controlled by minorities and women.

CERTIFICATION OF CONTRACT GOAL

Contractors shall include the following certification in bids for projects for which a DBE goal has been established. BIDS SUBMITTED WHICH DO NOT INCLUDE CERTIFICATION OF DBE PARTICIPATION WILL NOT BE ACCEPTED. These bids will not be considered for award by the Cabinet and they will be returned to the bidder.

“The bidder certifies that it has secured participation by Disadvantaged Business Enterprises (“DBE”) in the amount of _____ percent of the total value of this contract and that the DBE participation is in compliance with the requirements of 49 CFR 26 and the policies of the Kentucky Transportation Cabinet pertaining to the DBE Program.”

The certification statement is located in the electronic bid file. All contractors must certify their DBE participation on that page. DBEs utilized in achieving the DBE goal must be certified and prequalified for the work items at the time the bid is submitted.

DBE PARTICIPATION PLAN

Lowest responsive bidders must submit the *DBE Plan/ Subcontractor Request*, form TC 14-35 DBE, within **5** days of the letting. This is necessary before the Awards Committee will review and make a recommendation. **The project will not be considered for award prior to submission and approval of the apparent low bidder’s DBE Plan/Subcontractor Request.**

The DBE Participation Plan shall include the following:

1. Name and address of DBE Subcontractor(s) and/or supplier(s) intended to be used in the proposed project;
2. Description of the work each is to perform including the work item, unit, quantity, unit price and total amount of the work to be performed by the individual DBE. The Proposal Line Number, Category Number, and the Project Line Number can be found in the “material listing” on the Construction Procurement website under the specific letting;
3. The dollar value of each proposed DBE subcontract and the percentage of total project contract value this represents. DBE participation may be counted as follows:
 - a. If DBE suppliers and manufactures assume actual and contractual responsibility, the dollar value of materials to be furnished will be counted toward the goal as follows:
 - The entire expenditure paid to a DBE manufacturer;
 - 60 percent of expenditures to DBE suppliers that are not manufacturers provided the supplier is a regular dealer in the product involved. A regular dealer must be engaged in, as its principal business and in its own name, the sale of products to the public, maintain an inventory and own and operate distribution equipment; and
 - The amount of fees or commissions charged by the DBE firms for a bona fide service, such as professional, technical, consultant, or managerial services and assistance in the procurement of essential personnel, facilities, equipment, materials, supplies, delivery of materials and supplies or for furnishing bonds, or insurance, providing such fees or commissions are determined to be reasonable and customary.

- b) The dollar value of services provided by DBEs such as quality control testing, equipment repair and maintenance, engineering, staking, etc.;
 - c) The dollar value of joint ventures. DBE credit for joint ventures will be limited to the dollar amount of the work actually performed by the DBE in the joint venture;
4. Written and signed documentation of the bidder's commitment to use a DBE contractor whose participation is being utilized to meet the DBE goal; and
 5. Written and signed confirmation from the DBE that it is participating in the contract as provided in the prime contractor's commitment.

UPON AWARD AND BEFORE A WORK ORDER WILL BE ISSUED

Contractors must submit the signed subcontract between the contractor and the DBE contractor, along with the DBE's certificate of insurance. If the DBE is a supplier of materials for the project, a signed purchase order must be submitted to the Division of Construction Procurement.

Changes to DBE Participation Plans must be approved by the Cabinet. The Cabinet may consider extenuating circumstances including, but not limited to, changes in the nature or scope of the project, the inability or unwillingness of a DBE to perform the work in accordance with the bid, and/or other circumstances beyond the control of the prime contractor.

CONSIDERATION OF GOOD FAITH EFFORTS REQUESTS

If the DBE participation submitted in the bid by the apparent lowest responsive bidder does not meet or exceed the DBE contract goal, the apparent lowest responsive bidder must submit a Good Faith Effort Package to satisfy the Cabinet that sufficient good faith efforts were made to meet the contract goals prior to submission of the bid. Efforts to increase the goal after bid submission will not be considered in justifying the good faith effort, unless the contractor can show that the proposed DBE was solicited prior to the letting date. DBEs utilized in achieving the DBE goal must be certified and prequalified for the work items at the time the bid is submitted. One complete set (hard copy along with an electronic copy) of this information must be received in the Division of Contract Procurement no later than 12:00 noon of the tenth calendar day after receipt of notification that they are the apparent low bidder.

Where the information submitted includes repetitious solicitation letters it will be acceptable to submit a sample representative letter along with a distribution list of the firms solicited. Documentation of DBE quotations shall be a part of the good faith effort submittal as necessary to demonstrate compliance with the factors listed below which the Cabinet considers in judging good faith efforts. This documentation may include written subcontractors' quotations, telephone log notations of verbal quotations, or other types of quotation documentation.

The Good Faith Effort Package shall include, but may not be limited to information showing evidence of the following:

1. Whether the bidder attended any pre-bid meetings that were scheduled by the Cabinet to inform DBEs of subcontracting opportunities;
2. Whether the bidder provided solicitations through all reasonable and available means;
3. Whether the bidder provided written notice to all DBEs listed in the DBE directory at the time of the letting who are prequalified in the areas of work that the bidder will be subcontracting;
4. Whether the bidder followed up initial solicitations of interest by contacting DBEs to determine with certainty whether they were interested. If a reasonable amount of DBEs within the targeted districts do not provide an intent to quote or no DBEs are prequalified in the subcontracted areas, the bidder must notify the Disadvantaged Enterprise Business Liaison Officer (DEBLO) in the Office of Civil Rights and Small Business Development to give notification of the bidder's inability to get DBE quotes;
5. Whether the bidder selected portions of the work to be performed by DBEs in order to increase the likelihood of meeting the contract goals. This includes, where appropriate, breaking out contract work items into economically feasible units to facilitate DBE participation, even when the prime contractor might otherwise perform these work items with its own forces;
6. Whether the bidder provided interested DBEs with adequate and timely information about the plans, specifications, and requirements of the contract;
7. Whether the bidder negotiated in good faith with interested DBEs not rejecting them as unqualified without sound reasons based on a thorough investigation of their capabilities. Any rejection should be so noted in writing with a description as to why an agreement could not be reached;
8. Whether quotations were received from interested DBE firms but were rejected as unacceptable without sound reasons why the quotations were considered unacceptable. The fact that the DBE firm's quotation for the work is not the lowest quotation received will not in itself be considered as a sound reason for rejecting the quotation as unacceptable. The fact that the bidder has the ability and/or desire to perform the contract work with its own forces will not be considered a sound reason for rejecting a DBE quote. Nothing in this provision shall be construed to require the bidder to accept unreasonable quotes in order to satisfy DBE goals;
9. Whether the bidder specifically negotiated with subcontractors to assume part of the responsibility to meet the contract DBE goal when the work to be subcontracted includes potential DBE participation;
10. Whether the bidder made any efforts and/or offered assistance to interested DBEs in obtaining the necessary equipment, supplies, materials, insurance and/or bonding to satisfy the work requirements of the bid proposal; and
11. Any other evidence that the bidder submits which may show that the bidder has made reasonable good faith efforts to include DBE participation.

FAILURE TO MEET GOOD FAITH REQUIREMENT

Where the apparent lowest responsive bidder fails to submit sufficient participation by DBE firms to meet the contract goal and upon a determination by the Good Faith Committee based upon the information submitted that the apparent lowest responsive bidder failed to make sufficient reasonable efforts to meet the contract goal, the bidder will be offered the opportunity to meet in person for administrative reconsideration. The bidder will be notified of the Committee's decision within 24 hours of its decision. The bidder will have 24 hours to request reconsideration of the Committee's decision. The reconsideration meeting will be held within two days of the receipt of a request by the bidder for reconsideration.

The request for reconsideration will be heard by the Office of the Secretary. The bidder will have the opportunity to present written documentation or argument concerning the issue of whether it met the goal or made an adequate good faith effort. The bidder will receive a written decision on the reconsideration explaining the basis for the finding that the bidder did or did not meet the goal or made adequate Good Faith efforts to do so.

The result of the reconsideration process is not administratively appealable to the Cabinet or to the United States Department of Transportation.

The Cabinet reserves the right to award the contract to the next lowest responsive bidder or to rebid the contract in the event that the contract is not awarded to the low bidder as the result of a failure to meet the good faith requirement.

SANCTIONS FOR FAILURE TO MEET DBE REQUIREMENTS OF THE PROJECT

Failure by the prime contractor to fulfill the DBE requirements of a project under contract or to demonstrate good faith efforts to meet the goal constitutes a breach of contract. When this occurs, the Cabinet will hold the prime contractor accountable, as would be the case with all other contract provisions. Therefore, the contractor's failure to carry out the DBE contract requirements shall constitute a breach of contract and as such the Cabinet reserves the right to exercise all administrative remedies at its disposal including, but not limited to the following:

- Suspension of Prequalification;
- Disallow credit toward the DBE goal;
- Withholding progress payments;
- Withholding payment to the prime in an amount equal to the unmet portion of the contract goal; and/or
- Termination of the contract.

PROMPT PAYMENT

The prime contractor will be required to pay the DBE and Non-DBE Subcontractors within seven (7) working days after he or she has received payment from the Kentucky Transportation Cabinet for work performed or materials furnished.

CONTRACTOR REPORTING

All contractors must keep detailed records and provide reports to the Cabinet on their progress in meeting the DBE requirement on any highway contract. These records may include, but shall not be limited to payroll, lease agreements, cancelled payroll checks, executed subcontracting agreements, etc. Prime contractors will be required to complete and submit a **signed and notarized** Affidavit of Subcontractor Payment (TC 18-7) and copies of checks for any monies paid to each DBE subcontractor or supplier utilized to meet a DBE goal. These documents must be completed and signed within 7 days of being paid by the Cabinet.

Payment information that needs to be reported includes date the payment is sent to the DBE, check number, Contract ID, amount of payment and the check date. Before Final Payment is made on this contract, the Prime Contractor will certify that all payments were made to the DBE subcontractor and/or DBE suppliers.

******* IMPORTANT *******

Please mail the original, signed and completed TC (18-7) Affidavit of Subcontractor Payment form and all copies of checks for payments listed above to the following address:

Office of Civil Rights and Small Business Development
6th Floor West 200 Mero Street
Frankfort, KY 40622

The prime contractor should notify the KYTC Office of Civil Rights and Small Business Development seven (7) days prior to DBE contractors commencing work on the project. The contact in this office is Mr. Melvin Bynes. Mr. Bynes' current contact information is email address – melvin.bynes2@ky.gov and the telephone number is (502) 564-3601.

DEFAULT OR DECERTIFICATION OF THE DBE

If the DBE subcontractor or supplier is decertified or defaults in the performance of its work, and the overall goal cannot be credited for the uncompleted work, the prime contractor may utilize a substitute DBE or elect to fulfill the DBE goal with another DBE on a different work item. If after exerting good faith effort in accordance with the Cabinet's Good Faith Effort policies and procedures, the prime contractor is unable to replace the DBE, then the unmet portion of the goal may be waived at the discretion of the Cabinet.

PROHIBITION ON TELECOMMUNICATIONS EQUIPMENT OR SERVICES

In accordance with the FY 2019 National Defense Authorization Act (NDAA), 2 CFR 200.216, and 2 CFR 200.471, Federal agencies are prohibited, after August 13, 2020, from obligating or expending financial assistance to obtain certain telecommunications and video surveillance services and equipment from specific producers. As a result of these regulations, contractors and subcontractors are prohibited, on projects with federal funding participation, from providing telecommunication or video surveillance equipment, services, or systems produced by:

- Huawei Technologies Company or ZTE Corporation (or any subsidiary or affiliate of such entities)
- Hytera Communications Corporation, Hangzhou Hikvision Digital Technology Company, or Dahua Technology Company (or any subsidiary or affiliate of such entities)

LEGAL REQUIREMENTS AND RESPONSIBILITY TO THE PUBLIC – CARGO PREFERENCE ACT (CPA).

(REV 12-17-15) (1-16)

SECTION 7 is expanded by the following new Article:

102.10 **Cargo Preference Act – Use of United States-flag vessels.**

Pursuant to Title 46CFR Part 381, the Contractor agrees

- To utilize privately owned United States-flag commercial vessels to ship at least 50 percent of the gross tonnage (computed separately for dry bulk carriers, dry cargo liners, and tankers) involved, whenever shipping any equipment, material, or commodities pursuant to this contract, to the extent such vessels are available at fair and reasonable rates for United States-flag commercial vessels.

- To furnish within 20 days following the date of loading for shipments originating within the United States or within 30 working days following the date of loading for shipments originating outside the United States, a legible copy of a rated, 'on-board' commercial ocean bill-of-lading in English for each shipment of cargo described in paragraph 1 of this section to both the Contracting Officer (through the prime contractor in the case of subcontractor bills-of-lading) and to the Division of National Cargo, Office of Market Development, Maritime Administration, Washington, DC 20590.

- To insert the substance of the provisions of this clause in all subcontracts issued pursuant to this contract.

ASPHALT MIXTURE

Unless otherwise noted, the Department estimates the rate of application for all asphalt mixtures to be 110 lbs/sy per inch of depth.

INCIDENTAL SURFACING

The Department has included in the quantities of asphalt mixtures established in the proposal estimated quantities required for resurfacing or surfacing mailbox turnouts, farm field entrances, residential and commercial entrances, curve widening, ramp gores and tapers, and road and street approaches, as applicable. Pave these areas to the limits as shown on Standard Drawing RPM-110-06 or as directed by the Engineer. In the event signal detectors are present in the intersecting streets or roads, pave the crossroads to the right of way limit or back of the signal detector, whichever is the farthest back of the mainline. Surface or resurface these areas as directed by the Engineer. The Department will not measure placing and compacting for separate payment but shall be incidental to the Contract unit price for the asphalt mixtures.

OPTION B

Be advised that the Department will control and accept compaction of asphalt mixtures furnished on this project under OPTION B in accordance with Sections 402 and 403.

SPECIAL NOTE FOR EXCESS & BORROW MATERIAL SITES

POWELL COUNTY - ADAMS RIDGE ROAD (CS KY 2028)

ITEM NO. 10-150.00

Identification of excess material site(s) and/or borrow site(s) shall be the responsibility of the contractor. The contractor shall be responsible for compliance with all applicable state and federal regulations. The contractor shall also consult with the District 10 Environmental Coordinator for information pertaining to state and federal agencies that may require consultation prior to use of excess material site(s) and/or borrow site(s). Following is a list of potential agencies:

- U.S. Fish and Wildlife Services, Section 7 &10 of the Endangered Species Act.
- U.S. Army Corps of Engineers, Section 404 of the Clean Water Act.
- Kentucky Division of Water on Section 401 of the Clean Water Act.
- Kentucky State Historic Preservation Office, Section 106 of the National Historic Preservation Act and Archaeology & Historic clearances.
- Other applicable federal and state agencies.

Mitigation fee shall be paid by the contractor prior to use of excess material site(s) and/or borrow site(s).

Special Note Concerning Environmental Training Specified by Permit:

In accordance with Section 213.02.02 of Kentucky Standard Specifications for Road and Bridge Construction (latest edition), a qualified erosion and sediment control inspector who has successfully completed the KEPSC-RI qualification training and testing course is required. A record of training qualification will be maintained by the contractor and a copy provided to the resident engineer within 10 days of employment and annually thereafter for as long as the contractor is under contract.

SPECIAL NOTE FOR CONCRETE SEALING

These Notes or designated portions thereof, apply where so indicated on the plans, proposals or bidding instruction.

I. DESCRIPTION. Perform all work in accordance with the Department's 2019 Standard Specifications, and applicable Supplemental Specifications, the attached sketches, and these Notes. Section references are to the Standard Specifications.

This work consists of: (1) Furnish all labor, materials, tools, and equipment; (2) Clean the bridge deck; (3) Seal the bridge deck; (4) Maintain & control traffic; and, (5) Any other work specified as part of this contract.

II. MATERIALS.

A. Sealer. Use one of the following:

Product	Supplier
Protectosil BHN	Evonik Industries
Protectosil 300S	Evonik Industries
TK-590-40 Tri-Silane 40%	TK Products
SW-244-100	Chemical Products Industries, Inc.
TK-590-1 MS Tri-Silane	TK Products
MasterProtect H1000	BASF
Aquanil Plus 40	ChemMasters
SIL-ACT ATS-100	Advanced Chemical Technologies
Certivex Penseal BTS 100%	Vexcon
Pentreat 244-40	W.R. Meadows
Aquanil Plus 40A	ChemMasters

- B. Coverage Rate:** Follow all manufacturers recommendations for coverage rates except the application rate must not exceed the square footage coverage rate per gallon of sealer as given in the chart below. If the manufacturer recommends a coverage rate greater than given in the table below, apply sealer at the rate given in the table below for the chosen sealers silane percentage.

% Silane	Coverage rate (ft ² /gallon)
100	300
40	120
20	60

III. CONSTRUCTION.

- A. Curing Compound.** Contrary to Section 609.03.12 of the specifications, curing compound is not to be used on this deck due to potentially causing issues with the concrete sealer. During the deck pour, finishing, and tining operations the Class AA concrete shall be kept continuously moist with the use of a mister until burlap or curing blankets are applied to the surface. At no point should water be pooling or running off the surface or the surface of the concrete be allowed to become dry. After the burlap or curing blankets are installed, cure in accordance with the specifications. Include all costs in the unit price bid for Class AA concrete. Failure to properly cure the concrete in accordance with this note and the specifications may result in weakened or cracked concrete. If the concrete is weakened or cracked due to improper curing, the contractor will be responsible for providing alternates to fix the issues to the Engineer for review and the contractor will be solely responsible for all costs to do so, up to complete replacement. Do not begin any construction on fixing any issues without approval of the Engineer.
- B. Cleaning the Deck.** Dry clean the deck to remove all loose debris. Remove all visible hydrocarbons from the surface with detergent approved by the manufacturer of the deck sealant. Pressure wash all surfaces to be sealed at 2000 to 3000 psi. Install pressure gauges at each wand to verify pressure. Use 30° fan tip or as recommended by the manufacturer of the deck sealant. Hold pressure washing wand a minimum of 45° from the deck with a maximum stand-off distance of 12 inches.
- C. Sealing the Deck.** Allow new concrete to cure a minimum 28 days prior to application of sealer. Monitor weather conditions prior to sealer application. Refer to manufacturer's recommendations for proper ambient conditions. Do not apply sealer if precipitation is anticipated within the time stated by the manufacturer. Allow the deck to dry 24 hours (after washing or rain event) before sealer application. The deck can be reopened to traffic while drying. Sealer must be applied within 48 hours of washing or the deck must be rewashed. Divide the deck into predefined areas of specific square footage to aid in determining usage. Comply with manufacturer's usage recommendation. Using a low

pressure pump, apply sealer and spread evenly with broom or squeegee; do not allow pooling to remain. When each predefined area is complete, measure the amount of sealer used to verify proper usage. After sealing, follow manufacturer's recommended cure time before opening to traffic. On vertical surfaces, apply the sealer in a flooding application from the bottom up, so the material runs down 6 to 8 inches below the spray pattern.

D. Inspection: Monitor all aspects of the project to assure compliance to this specification. Observe and document general conditions during the entirety of the project. Verify that each phase of work has been satisfactorily completed prior to beginning the next phase. Phases are described as follows:

1. Dry cleaning to remove loose debris, verify and document:
 - a. All debris has been removed and disposed of properly.
2. Removal of hydrocarbons, verify and document:
 - a. The manufacturer's recommended detergent is used for removal.
 - b. Hydrocarbons have been satisfactorily removed.
3. Pressure washing, verify and document:
 - a. Washing pressure at the wand.
 - b. Tip size used.
 - c. Wash angle and stand-off distance.
 - d. The deck is satisfactorily cleaned.
4. Sealer application, verify and document:
 - a. Proper cure time for new concrete.
 - b. Deck surface is dry.
 1. Document time since washed.
 2. Was deck opened to traffic after washing?
 - c. Ambient conditions.
 1. Document ambient temperature, surface temperature, relative humidity, and dew point.
 - d. Application and distribution method.
 - e. Coverage to be complete and even.
 - f. Material is not allowed to remain pooled.
 - g. Monitor material usage.
 - h. No traffic until proper cure time is allowed.

IV. MEASUREMENT

- A. Concrete Sealing.** The Department will measure the quantity per square feet of each area sealed.

V. PAYMENT

- A. Concrete Sealing.** Payment at the contract unit price per square feet is full compensation for the following: (1) Furnish all labor, materials, tools, and equipment; (2) Clean the bridge deck; (3) Seal the bridge deck; (4) Maintain & control traffic; and, (5) Any other work specified as part of this contract.

SPECIAL NOTE

For Tree Removal

**Powell County
RECONSTRUCT ROADWAY OUT OF
FLOODWAY/FLOODWAY IN ORDER TO ELIMINATE
MOUNTAIN PARKWAY ACCESS
Item No. 10-150**

**NO CLEARING OF TREES 5 INCHES OR GREATER (DIAMETER BREAST
HEIGHT) FROM APRIL 1 THROUGH OCTOBER 14.**

**If there are any questions regarding this note, please contact Danny Peake, Director,
Division of Environmental Analysis, 200 Mero Street, Frankfort, KY 40601, Phone:
(502) 564-7250.**

October 2021

SPECIAL NOTE FOR NON-TRACKING TACK COAT

1. DESCRIPTION AND USEAGE. This specification covers the requirements and practices for applying a non-tracking tack asphalt coating. Place this material on the existing pavement course, prior to placement of a new asphalt pavement layer. Use when expedited paving is necessary or when asphalt tracking would negatively impact the surrounding area. This material is not suitable for other uses. Ensure material can “break” within 15 minutes under conditions listed in 3.2.

2. MATERIALS, EQUIPMENT, AND PERSONNEL.

2.1 Non-Tracking Tack. Provide material conforming to Subsection 2.1.1.

2.1.1 Provide a tack conforming to the following material requirements:

Property	Specification	Test Procedure
Viscosity, SFS, 77 ° F	20 – 100	AASHTO T 72
Sieve, %	0.3 max.	AASHTO T 59
Asphalt Residue ¹ , %	50 min.	AASHTO T 59
Oil Distillate, %	1.0 max.	AASHTO T 59
Residue Penetration, 77 ° F	20 max.	AASHTO T 49
Original Dynamic Shear (G*/sin δ), 82 ° C	1.0 min.	AASHTO T 315
Softening Point, ° F	149 min.	AASHTO T 53
Solubility, %	97.5 min.	AASHTO T 44

¹ Bring sample to 212 °F over a 10-15 minute period. Maintain 212 °F for 15-20 minutes or until 30-40 mL of water has distilled. Continue distillation as specified in T59.

2.2. Equipment. Provide a distributor truck capable of heating, circulating, and spraying the tack between 170 °F and 180 °F. Do not exceed 180 °F. Circulate the material while heating. Provide the correct nozzles that is recommend by the producer to ensure proper coverage of tack is obtained. Ensure the bar can be raised to between 14” and 18” from the roadway.

2.3. Personnel. Ensure the tack supplier has provided training to the contractor on the installation procedures for this product. Make a technical representative from the supplier available at the request of the Engineer.

3. CONSTRUCTION.

3.1 Surface Preparation. Prior to the application of the non-tracking tack, ensure the pavement surface is thoroughly dry and free from dust or any other debris that would inhibit adhesion. Clean the surface by scraping, sweeping, and the use of compressed air. Ensure this preparation process occurs shortly before application to prevent the return of debris on to the pavement. If rain is expected within one hour after application, do not apply material. Apply material only when the surface is dry, and no precipitation is expected.

October 2021

- 3.2 Non-tracking Tack Application. Placement of non-tracking tack is not permitted from October 1st to May 15th. When applying material, ensure the roadway temperature is a minimum of 40°F and rising. Prior to application, demonstrate competence in applying the tack according to this note to the satisfaction of the Engineer. Heat the tack in the distributor to between 170 – 180 °F. After the initial heating, between 170 – 180 °F, the material may be sprayed between 165 °F and 180 °F. Do not apply outside this temperature range. Apply material at a minimum rate of 0.70 pounds (0.08 gallons) per square yard. Ensure full coverage of the material on the pavement surface. Full coverage of this material is critical. Increase material application rate if needed to achieve full coverage. Schedule the work so that, at the end of the day's production, all non-tracking tack is covered with the asphalt mixture. If for some reason the non-tracking tack cannot be covered by an asphalt mixture, ensure the non-tracking tack material is clean and reapply the non-tracking tack prior to placing the asphalt mixture. Do not heat material more than twice in one day.
- 3.3 Non-tracking Tack Certification. Furnish the tack certification to the Engineer stating the material conforms to all requirements herein prior to use.
- 3.4 Sampling and Testing. The Department will require a sample of non-tracking tack be taken from the distributor at a rate of one sample per 15,000 tons of mix. Take two 1 gallon samples of the heated material and forward the sample to the Division of Materials for testing within 7 days. Ensure the product temperature is between 170 and 180 °F at the time of sampling.
4. MEASUREMENT. The Department will measure the quantity of non-tracking tack in tons. The Department will not measure for payment any extra materials, labor, methods, equipment, or construction techniques used to satisfy the requirements of this note. The Department will not measure for payment any trial applications of non-tracking tack, the cleaning of the pavement surface, or furnishing and placing the non-tracking tack. The Department will consider all such items incidental to the non-tracking tack.
5. PAYMENT. The Department will pay for the non-tracking tack at the Contract unit bid price and apply an adjustment for each manufacturer's lot of material based on the degree of compliance as defined in the following schedule. Non-tracking tack will not be permitted for use from October 1st to May 15th. From September 1st to June 1st, the department will allow the use of an approved asphalt emulsion in lieu of a non-tracking tack product but will not adjust the unit bid price of the material. When a sample fails on two or more tests, the Department may add the deductions, but the total deduction will not exceed 100 percent.

October 2021

Non-Tracking Tack Price Adjustment Schedule						
Test	Specification	100% Pay	90% Pay	80% Pay	50% Pay	0% Pay
Viscosity, SFS, 77 ° F	20 – 100	19 - 102	17 - 18	15 - 16	14	≤13
			103 - 105	106 - 107	108 - 109	≥ 110
Sieve, %	0.30 max.	≤ 0.40	0.41 - 0.50	0.51 - 0.60	0.61 - 0.70	≥ 0.71
Asphalt Residue, %	50 min.	≥49.0	48.5 – 48.9	48.0 – 48.4	47.5-47.9	≤ 47.4
Oil Distillate, %	1.0 max.	≤1.0	1.1-1.5	1.6 - 1.7	1.8-1.9	>2.0
Residue Penetration, 77 ° F	20 max.	≤ 21	22 - 23	24 - 25	26 - 27	≥ 28
Original Dynamic Shear (G*/sin δ), 82 ° C	1.0 min.	≥0.95	0.92 – 0.94	0.90 – 0.91	0.85 - 0.89	≤ 0.84
Softening Point, ° F	149 min.	≥145	142 - 144	140 - 141	138 - 139	≤ 137
Solubility, %	97.5 min.	≥ 97.0	96.8 – 96.9	96.6 – 96.7	96.4 – 96.5	≤ 96.3

<u>Code</u>	<u>Pay Item</u>	<u>Pay Unit</u>
24970EC	Asphalt Material for Tack Non-Tracking	Ton

Special Note for Bridge Demolition, Renovation and Asbestos Abatement

If the project includes any bridge demolition or renovation, the successful bidder is required to notify Kentucky Division for Air Quality (KDAQ) via filing of form (DEP 7036) a minimum of 10 working days prior to commencement of any bridge demolition or renovation work.

Any available information regarding possible asbestos containing materials (ACM) on or within bridges to be affected by the project has been included in the bid documents. These are to be included with the Contractor's notification filed with the KDAQ. If not included in the bid documents, the Department will provide that information to the successful bidder for inclusion in the KDAQ notice as soon as possible. If there are no documents stating otherwise, the bidders should assume there are no asbestos containing materials that will in any way affect the work.



COMMONWEALTH OF KENTUCKY
TRANSPORTATION CABINET
transportation.ky.gov

Andy Beshear
GOVERNOR

Jim Gray
SECRETARY

Asbestos Inspection Report

To: Brandon Baker

District: 10

Date: June 23, 2020

Conducted By: O'Dail Lawson

Report Prepared By: O'Dail Lawson

Project and Structure Identification

Project Number: Powell 10-150

Structure ID: 099C00010N

Structure location: Adams Ridge Road (CS- 2028) over Brush Creek

Sample Description: There were no suspect materials present on this structure.

Inspection Date: June 23, 2020

Results and Recommendations

There were no suspect materials observed during this inspection; No samples collected.

*** It is recommended that this report accompany the 10-Day Notice of Intent for Demolition ([DEP7036 Form](#)) which is to be submitted to the Kentucky Division of Air Quality prior to abatement, demolition, or renovation of any building or structure in the Commonwealth.

ENVIRONMENTAL TRAINING CONCEPTS, INC
P.O. Box 99603 Louisville, KY 40269
(502)640-2951

Certification Number: FTC-AIR-031120-00387


O'Dail Lawson


has on 03-11-2020, attended and successfully completed the requirements and passed the examination with a score of 70% of better on the entitled course.


ASBESTOS INSPECTOR REFRESHER

Training was in accordance with 40 CFR Part 763 (AHERA) approved by the Commonwealth of Kentucky, the Indiana Department of Environmental Management, Tennessee Department of Environment & Conservation and The Arkansas Department of Environmental Quality. The above student received requisite training for Asbestos Accreditation under Title II of the Toxic Substance Act (TSCA).

Conducted at: 1520 Alliant Ave., Louisville, KY


Name: Training Manager

Expiration Date: 03-11-2021

Name: Instructor

	KENTUCKY TRANSPORTATION CABINET Department of Highways DIVISION OF RIGHT OF WAY & UTILITIES RIGHT OF WAY CERTIFICATION	TC 62-226 Rev. 01/2016 Page 1 of 1
--	--	--

<input checked="" type="checkbox"/>	Original	<input type="checkbox"/>	Re-Certification	RIGHT OF WAY CERTIFICATION	
ITEM #		COUNTY		PROJECT # (STATE)	PROJECT # (FEDERAL)
10-150.00		Powell		12 FO FD52 099 1203201R	STP 6000 (174)

PROJECT DESCRIPTION
Adams Ridge Road (CR 1316)

No Additional Right of Way Required

Construction will be within the limits of the existing right of way. The right of way was acquired in accordance to FHWA regulations under the Uniform Relocation Assistance and Real Property Acquisitions Policy Act of 1970, as amended. No additional right of way or relocation assistance were required for this project.

Condition # 1 (Additional Right of Way Required and Cleared)

All necessary right of way, including control of access rights when applicable, have been acquired including legal and physical possession. Trial or appeal of cases may be pending in court but legal possession has been obtained. There may be some improvements remaining on the right-of-way, but all occupants have vacated the lands and improvements, and KYTC has physical possession and the rights to remove, salvage, or demolish all improvements and enter on all land. Just Compensation has been paid or deposited with the court. All relocations have been relocated to decent, safe, and sanitary housing or that KYTC has made available to displaced persons adequate replacement housing in accordance with the provisions of the current FHWA directive.

Condition # 2 (Additional Right of Way Required with Exception)


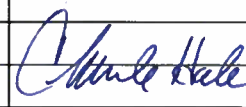
The right of way has not been fully acquired, the right to occupy and to use all rights-of-way required for the proper execution of the project has been acquired. Some parcels may be pending in court and on other parcels full legal possession has not been obtained, but right of entry has been obtained, the occupants of all lands and improvements have vacated, and KYTC has physical possession and right to remove, salvage, or demolish all improvements. Just Compensation has been paid or deposited with the court for most parcels. Just Compensation for all pending parcels will be paid or deposited with the court prior to AWARD of construction contract

Condition # 3 (Additional Right of Way Required with Exception)

The acquisition or right of occupancy and use of a few remaining parcels are not complete and/or some parcels still have occupants. All remaining occupants have had replacement housing made available to them in accordance with 49 CFR 24.204. KYTC is hereby requesting authorization to advertise this project for bids and to proceed with bid letting even though the necessary right of way will not be fully acquired, and/or some occupants will not be relocated, and/or the just compensation will not be paid or deposited with the court for some parcels until after bid letting. KYTC will fully meet all the requirements outlined in 23 CFR 635.309(c)(3) and 49 CFR 24.102(j) and will expedite completion of all acquisitions, relocations, and full payments after bid letting and prior to AWARD of the construction contract or force account construction.

Total Number of Parcels on Project	5	EXCEPTION (S) Parcel #	ANTICIPATED DATE OF POSSESSION WITH EXPLANATION
Number of Parcels That Have Been Acquired			
Signed Deed	5		
Condemnation			
Signed ROE			

Notes/ Comments (Text is limited. Use additional sheet if necessary.)

LPA RW Project Manager		Right of Way Supervisor	
Printed Name		Printed Name	Edgar Raleigh II
Signature		Signature	 2021.11.02 11:30:52 -04'00'
Date		Date	November 2, 2021
Right of Way Director		FHWA	
Printed Name	2021.11.03	Printed Name	No Signature Required
Signature	 10:37:04	Signature	as per FHWA-KYTC
Date	-04'00'	Date	Current Stewardship Agreement

UTILITIES AND RAIL CERTIFICATION NOTE

Powell County
00STP6000174
FD52 099 1203201U
Mile point: 0.070 TO 0.570
**RECONSTRUCT ROADWAY OUT OF FLOODWAY/FLOODWAY IN ORDER TO ELIMINATE MOUNTAIN
PARKWAY ACCESS. (2020CCR)
ITEM NUMBER: 10-150.00**

PROJECT NOTES ON UTILITIES

The contractor will be responsible for contacting all utility facility owners on the subject project to coordinate his activities. The contractor will coordinate his activities to minimize and, where possible, avoid conflicts with utility facilities. Due to the nature of the work proposed, it is unlikely to conflict with the existing utilities beyond minor facility adjustments. Where conflicts with utility facilities are unavoidable, the contractor will coordinate any necessary relocation work with the facility owner and Resident Engineer. The Kentucky Transportation Cabinet maintains the right to remove or alter portions of this contract if a utility conflict occurs. The utility facilities as noted in the previous section(s) have been determined using data garnered by varied means and with varying degrees of accuracy: from the facility owners, a result of S.U.E., field inspections, and/or reviews of record drawings. The facilities defined may not be inclusive of all utilities in the project scope and are not Level A quality, unless specified as such. It is the contractor's responsibility to verify all utilities and their respective locations before excavating.

NOTE: DO NOT DISTURB THE FOLLOWING FACILITIES LOCATED WITHIN THE PROJECT DISTURB LIMITS

Crystal Broadband Networks - CATV

Powell's Valley Water District - Water

Delta Natural Gas Company, Inc. - Natural Gas

Clark Energy Cooperative, Inc. - Electric

The Contractor is fully responsible for protection of all utilities listed above

UTILITIES AND RAIL CERTIFICATION NOTE

Powell County
00STP6000174
FD52 099 1203201U
Mile point: 0.070 TO 0.570
**RECONSTRUCT ROADWAY OUT OF FLOODWAY/FLOODWAY IN ORDER TO ELIMINATE MOUNTAIN
PARKWAY ACCESS. (2020CCR)**
ITEM NUMBER: 10-150.00

**THE FOLLOWING FACILITY OWNERS ARE RELOCATING/ADJUSTING THEIR FACILITIES WITHIN THE
PROJECT LIMITS AND WILL BE COMPLETE PRIOR TO CONSTRUCTION**

Delta Natural Gas Company, Inc. - Natural Gas Completion date: 3/15/2022

**THE FOLLOWING FACILITY OWNERS HAVE FACILITIES TO BE RELOCATED/ADJUSTED BY THE OWNER OR
THEIR SUBCONTRACTOR AND IS TO BE COORDINATED WITH THE ROAD CONTRACT**

AT&T - KY - Telephone, Completion date: 5/1/2022

**THE FOLLOWING FACILITY OWNERS HAVE FACILITIES TO BE RELOCATED/ADJUSTED BY THE ROAD
CONTRACTOR AS INCLUDED IN THIS CONTRACT**

Powell's Valley Water District - Water

RAIL COMPANIES HAVE FACILITIES IN CONJUNCTION WITH THIS PROJECT AS NOTED

No Rail Involvement Rail Involved Rail Adjacent

UTILITIES AND RAIL CERTIFICATION NOTE

Powell County
00STP6000174
FD52 099 1203201U
Mile point: 0.070 TO 0.570
RECONSTRUCT ROADWAY OUT OF FLOODWAY/FLOODWAY IN ORDER TO ELIMINATE MOUNTAIN
PARKWAY ACCESS. (2020CCR)
ITEM NUMBER: 10-150.00

UTILITIES AND RAIL CERTIFICATION NOTE

Powell County
00STP6000174
FD52 099 1203201U
Mile point: 0.070 TO 0.570
RECONSTRUCT ROADWAY OUT OF FLOODWAY/FLOODWAY IN ORDER TO ELIMINATE MOUNTAIN
PARKWAY ACCESS. (2020CCR)
ITEM NUMBER: 10-150.00

AREA FACILITY OWNER CONTACT LIST

Facility Owner	Address	Contact Name	Phone	Email
AT&T - KY - Telephone	894 E. Main St. Ext. Georgetown KY 40324	Frank Ambrose	8597538377	fa2207@att.com
Clark Energy Cooperative, Inc. - Electric	2460 Ironworks Road Winchester KY 40391	Todd Peyton	8597444251	tpeyton@clarkenergy.com
Crystal Broadband Networks - CATV	650 West College Ave Stanton Ky 40380	Mitch Johnson	6302060447	mjohnson@crystalbn.com
Delta Natural Gas Company, Inc. - Natural Gas	3617 Lexington Road Winchester KY 40391	Robert Nellipowitz	8597446171	rnellipowitz@deltagas.com
Powell's Valley Water District - Water	31 Adams Ridge Road Clay City KY 40312	Kendell Knox	6065695304	kendell.knox@pvwd.org

GENERAL UTILITY NOTES AND INSTRUCTIONS APPLICABLE TO ALL UTILITY WORK MADE A PART OF THE ROAD CONSTRUCTION CONTRACT

The contractor should be aware the following utility notes and KYTC Utility Bid Item Descriptions shall supersede, replace and take precedence over any and all conflicting information that may be contained in utility owner supplied specifications contained in the contract, on plans supplied by the utility owner, or any utility owner specifications or information externally referenced in this contract.

Where information may have been omitted from these notes, bid item descriptions, utility owner supplied specifications or plans; the KYTC Standard Specifications for Road and Bridge Construction shall be referenced.

PROTECTION OF EXISTING UTILITIES

The existing utilities shown on the plans are shown as best known at the time the plans were developed and are to be used as a guide only by the Contractor. The Contractor shall use all means at his disposal to accurately locate all existing utilities, whether shown on the plans or not, prior to excavation. The contractor shall protect these utilities during construction. Any damage to existing utilities during construction that are shown or not shown on the plans shall be repaired at the Contractor's expense.

PREQUALIFIED UTILITY CONTRACTORS

Some utility owners may require contractors that perform relocation work on their respective facilities as a part of the road contract be prequalified or preapproved by the utility owner. Those utility owners with a prequalification or preapproval requirement are as follows:

No contractors are required to be prequalified or preapproved by the utility owner(s) to perform utility relocation work under this contract.

The bidding contractor needs to review the above list and look for a list of preapproved or prequalified contractors at the end of these general notes as identified above before bidding. Only contractors shown to be prequalified or preapproved by the utility owner on the following list(s) will be allowed to work on that utility as a part of this contract.

Any utility contractor that is not listed as prequalified or preapproved when the project is advertised for bid and wishes to be added must make request through the KYTC Contract Procurement website. The request should be made at least one week prior to the bidding deadline to allow for review and posting on the KYTC Contract Procurement website. A contractor is only considered prequalified or preapproved when

published on the KYTC Contract Procurement website. Contractors that contact the utility owner directly for preapproval or prequalification without contacting KYTC will not be considered for preapproval or prequalification for this contract. Contractors that are not prequalified or preapproved through KYTC before the bidding deadline will not be considered for prequalification or preapproval after bidding.

CONTRACT ADMINISTRATION RELATIVE TO UTILITY WORK

All utility work is being performed as a part of a contract administered by KYTC; there is not a direct contract between the utility contractor and utility owner. The KYTC Section Engineer is ultimately responsible for the administration of the road contract and any utility work included in the contract.

SUBMITTALS AND CORRESPONDENCE

All submittals and correspondence of any kind relative to utility work included in the road contract shall be directed to the KYTC Section Engineer, a copy of which may also be supplied to the utility owner by the contractor to expedite handling of items like material approvals and shop drawings. All approvals and correspondence generated by the utility owner shall be directed to the KYTC Section Engineer. The KYTC Section Engineer will relay any approvals or correspondence to the utility contractor as appropriate. At no time shall any direct communication between the utility owner and utility contractor without the communication flowing through the KYTC Section Engineer be considered official and binding under the contract.

ENGINEER

Where the word “Engineer” appears in any utility owner specifications included in this proposal, utility owner specifications included as a part of this contract by reference or on the utility relocation plans, it shall be understood the “Engineer” is the Kentucky Transportation Cabinet (KYTC) Section Engineer or designated representative and the utility owner engineer or designated representative jointly. Both engineers must mutually agree upon all decisions made with regard to the utility construction. The Transportation Cabinet, Section Engineer shall make all final decisions in all disputes.

INSPECTOR OR RESIDENT PROJECT REPRESENTATIVE

Where the word “Inspector” or “Resident Project Representative” appears in the utility specifications included in this proposal, utility owner specifications included as a part of this contract by reference or on the utility relocation plans, it shall be understood the “Inspector” or “Resident Project Representative” is the utility owner inspector and KYTC inspector jointly. The Transportation Cabinet, Section Engineer shall make all final decisions in all disputes.

NOTICE TO UTILITY OWNERS OF THE START OF WORK

One month before construction is to start on a utility, the utility contractor shall make notice to the KYTC Section Engineer and the utility owner of when work on a utility is anticipated to start. The utility contractor

shall again make confirmation notice to the KYTC Section Engineer and the utility owner one week before utility work is to actually start.

UTILITY SHUTDOWNS

The Contractor shall not shut down any active and in-service mains, utility lines or services for any reason unless specifically given permission to do so by the utility owner. The opening and closing of valves and operating of other active utility facilities for main, utility line or utility service shut downs are to be performed by the utility owner unless specific permission is given to the contractor by the owner to make shutdowns. If and when the utility owner gives the contractor permission to shutdown mains, utility lines or utility services, the contractor shall do so following the rules, procedures and regulations of the utility owner. Any permission given by the utility owner to the contractor to shutdown active and in-service mains, utility lines or services shall be communicated to the KYTC Section Engineer by the utility owner that such permission has been given.

Notice to customers of utility shut downs is sometimes required to be performed by the utility contractor. The contractor may be required; but, is not limited to, making notice to utility customers in a certain minimum amount of time in advance of the shut down and by whatever means of communication specified by the utility owner. The means of communication to the customer may be; but is not limited to, a door hanger, notice by newspaper ad, telephone contact or any combination of communication methods deemed necessary, customary and appropriate by the utility owner. The contractor should refer to the utility owner specifications for requirements on customer notice.

Any procedure the utility owner may require the contractor to perform by specification or plan note and any expense the contractor may incur to comply with the utility owner's shut down procedure and notice to customers shall be considered an incidental expense to the utility construction.

STATIONS AND DISTANCES

All stations and distances, when indicated for utility placement in utility relocation plans or specifications, are approximate; therefore, some minor adjustment may have to be made during construction to fit actual field conditions. Any changes in excess of 6 inches of plan location shall be reviewed and approved jointly by the KYTC Section Engineer or designated representative and utility owner engineer or designated representative. Changes in location without prior approval shall be remedied by the contractor at his own expense if the unauthorized change creates an unacceptable conflict or condition.

RESTORATION

Temporary and permanent restoration of paved or stone areas due to utility construction shall be considered incidental to the utility work. No separate payment will be made for this work. Temporary restoration shall be as directed by the KYTC Section Engineer. Permanent restoration shall be "in-kind" as existing.

Restoration of seed and sod areas will be measured and paid under the appropriate seeding and sodding bid items established in the contract for roadway work.

BELOW ARE NOTES FOR WHEN “INST” ITEMS ARE IN THE CONTRACT MEANING THE UTILITY COMPANY IS PROVIDING CERTAIN MATERIALS FOR UTILITY RELOCATION

MATERIAL

Contrary to Utility Bid Item Descriptions, those bid items that have the text “**Inst**” at the end of the bid item will have the major components of the bid item provided by the utility owner. No direct payment will be made for the major material component(s) supplied by the utility company. All remaining materials required to construct the bid item as detailed in utility bid item descriptions, in utility specifications and utility plans that are made a part of this contract will be supplied by the contractor. The contractor’s bid price should reflect the difference in cost due to the provided materials.

The following utility owners have elected to provide the following materials for work under this contract:

No materials are being supplied by the utility owner(s). All materials are to be supplied by the contractor per bid item descriptions, utility specifications and utility plans.

SECURITY OF SUPPLIED MATERIALS

If any utility materials are to be supplied by the utility owner, it will be the responsibility of the utility contractor to secure all utility owner supplied materials after delivery to the project site. The utility contractor shall coordinate directly with the utility owner and their suppliers for delivery and security of the supplied materials. Any materials supplied by the utility owner and delivered to the construction site that are subsequently stolen, damaged or vandalized and deemed unusable shall be replaced with like materials at the contractor’s expense.

Standard Water Bid Item Descriptions

W AIR RELEASE VALVE This bid item description shall apply to all air release valve installations of every size except those defined as “Special”. This item shall include the air release valve, main to valve connecting line or piping, manhole, vault, structure, access casting or doors, tapping the main, labor, equipment, excavation, proper backfill and restoration required to install the air release valve at the location shown on the plans or as directed in accordance with the specifications and standard drawings complete and ready for use. All air release/vacuum valves on a project shall be paid under one bid item regardless of size. No separate pay items will be established for size variations. Only in the case of the uniqueness of a particular air release valve would a separate bid item be established. Please refer to the Utility Company’s Specifications. If the Company does not have specifications, KYTC’s Specifications shall be referenced. This item shall be paid EACH (EA) when complete.

BOLLARDS This item is for payment for furnishing and installing protective guard posts at above ground utility installations. A bollard may consist of, but not limited to, a steel post set in concrete or any other substantial post material. This item shall include all labor, equipment, and materials needed for complete installation of the bollard as specified by the utility owner specifications and plans. If the Company does not have specifications, KYTC’s Specifications shall be referenced. This item shall be paid EACH (EA) when complete.

NOTE: A bid code for this item has been established in standard roadway bid items and shall be used for payment of this item. The bid code is 21341ND

W CAP EXISTING MAIN This item shall include the specified cap, concrete blocking and/or mechanical anchoring, labor, equipment, excavation, backfill, and restoration required to install the cap at the location shown on the plans or as directed in accordance with the specifications. This item is not to be paid on new main installations. This pay item is only to be paid to cap existing mains. Caps on new mains are incidental to the new main. Any and all caps on existing mains shall be paid under one bid item included in the contract regardless of size. No separate bid items will be established for size variations. Please refer to the Utility Company’s Specifications. If the Company does not have specifications, KYTC’s Specifications shall be referenced. This item shall be paid EACH (EA) when complete.

W DIRECTIONAL BORE Payment under this item is made whenever the plans or specifications specifically show directional boring is to be utilized in order to minimize the impact of open cut for the installation of water main under streets, creeks, and etc. Payment under this item shall include the specified bore pipe, labor, and equipment. No separate payment shall be made for bore pipe installed in the bore whether used as a carrier pipe or an encasement of a separate carrier pipe. This item shall also include pipe anchors at each end of the bore when specified to prevent the creep or contraction of the bore pipe. Carrier pipe installed within a bore pipe shall be paid separately under pipe items. Payment under this item shall not be size specific and no separate bid items will be established for size variations. The bore pipe sizes to be included under this item shall be as shown on the plans and/or in the specifications. Any and all directional bores in each contract shall be paid under one directional bore bid item included in the contract regardless of size. Please refer to the Utility Company’s Specifications. If the Company does not have specifications, KYTC’s Specifications shall be referenced. This item shall be paid LINEAR FEET (LF) when complete.

W ENCASUREMENT CONCRETE Includes all labor, equipment, excavation, concrete, reinforcing steel, backfill, restoration, and etc., to construct the concrete encasement of the water main as shown on the plans, and in accordance with the specifications and standard drawings. Payment under this item shall be in addition to the carrier pipe as paid under separate bid items. Carrier pipe is not included in this bid item. Any and all concrete encasement shall be paid under one bid item included in the contract regardless of the size of the carrier pipe or the volume of concrete or steel reinforcement as specified in the plans and specifications. No separate bid items will be established for size variations. Measurement of pay quantity shall be from end of concrete to end of concrete. Please refer to the Utility Company's Specifications. If the Company does not have specifications, KYTC's Specifications shall be referenced. This item shall be paid LINEAR FEET (LF) when complete.

W ENCASUREMENT STEEL BORED This item shall include the steel encasement pipe size as specified on the plans and in the specifications, casing spacers, end seals, labor, and equipment to bore and install the encasement in accordance with the plans and specifications, complete and ready for use. The size shall be the measured internal diameter of the encasement pipe. The sizes of encasement to be paid under the size ranges specified in the bid items shall be as follows:

- Range 1 = All encasement sizes greater than 2 inches to and including 6 inches
- Range 2 = All encasement sizes greater than 6 inches to and including 10 inches
- Range 3 = All encasement sizes greater than 10 inches to and including 14 inches
- Range 4 = All encasement sizes greater than 14 inches to and including 18 inches
- Range 5 = All encasement sizes greater than 18 inches to and including 24 inches
- Range 6 = All encasement sizes greater than 24 inches

(Encasement sizes of 2 inches internal diameter or less shall not be paid separately; but, shall be considered incidental to the carrier pipe.) Payment under this bid item shall not include the carrier pipe. Carrier pipe shall be paid under a separate bid item. Please refer to the Utility Company's Specifications. If the Company does not have specifications, KYTC's Specifications shall be referenced. This item shall be paid LINEAR FEET (LF) when complete.

W ENCASUREMENT STEEL OPEN CUT This item shall include the steel encasement pipe size as specified on the plans and in the specifications, casing spacers, end seals, labor, and equipment to open cut and install the encasement in accordance with the plans and specifications, complete and ready for use. The size shall be the measured internal diameter of the encasement pipe. The size encasement to be paid under the size ranges specified in the bid items shall be as follows:

- Range 1 = All encasement sizes greater than 2 inches to and including 6 inches
- Range 2 = All encasement sizes greater than 6 inches to and including 10 inches
- Range 3 = All encasement sizes greater than 10 inches to and including 14 inches
- Range 4 = All encasement sizes greater than 14 inches to and including 18 inches
- Range 5 = All encasement sizes greater than 18 inches to and including 24 inches
- Range 6 = All encasement sizes greater than 24 inches

(Encasement sizes of 2 inches internal diameter or less shall not be paid separately; but, shall be considered incidental to the carrier pipe.) Payment under this bid item shall not include the carrier pipe. Carrier pipe shall be paid under a separate bid item. Please refer to the Utility Company's Specifications. If the Company does not have specifications, KYTC's Specifications shall be referenced. This item shall be paid LINEAR FEET (LF) when complete.

W FIRE HYDRANT ADJUST Includes all labor, equipment, excavation, materials, and backfill to adjust the existing fire hydrant using the fire hydrant manufacturer's extension kit for adjustments of 18" or less. Adjustments greater than 18" require anchoring couplings and vertical bends to adjust to grade. The Contractor will supply and install all anchor couplings, bends, fire hydrant extension, concrete blocking, restoration, granular drainage material, etc, needed to adjust the fire hydrant complete and ready for use as shown on the plans, and in accordance with the specifications and standard drawings. This also includes allowing for the utility owner inspector to inspect the existing fire hydrant prior to adjusting, contractor returning unusable fire hydrants to the utility owner warehouse and picking up a replacement hydrant. No additional payment will be made for rock excavation. Please refer to the Utility Company's Specifications. If the Company does not have specifications, KYTC's Specifications shall be referenced. This item shall be paid EACH (EA) when complete and ready for use.

W FIRE HYDRANT ASSEMBLY Includes all labor, equipment, new fire hydrant, isolating valve and valve box, concrete pad around valve box (when specified in specifications or plans), piping, anchoring tee, anchoring couplings, fire hydrant extension, excavation, concrete blocking, granular drainage material, backfill, and restoration, to install a new fire hydrant assembly as indicated on plans and on standard drawings complete and ready for use. No additional payment will be made for rock excavation. Please refer to the Utility Company's Specifications. If the Company does not have specifications, KYTC's Specifications shall be referenced. This item shall be paid EACH (EA) when complete.

W FIRE HYDRANT RELOCATE This item includes all labor and equipment to remove the existing fire hydrant from its existing location and reinstalling at a new location. This item shall include a new isolating valve and valve box, concrete pad around valve box (when required in specifications or plans), new piping, new anchoring tee, anchoring couplings, fire hydrant extensions, concrete blocking, restoration, granular drainage material, excavation, and backfill as indicated on plans, specifications, and on standard drawings complete and ready for use. This item shall also include allowing for utility owner inspector to inspect the existing fire hydrant prior to reuse, contractor returning unusable fire hydrants to the utility owner warehouse and picking up a replacement hydrant for use, if the existing fire hydrant is determined unfit for reuse. No additional payment will be made for rock excavation. Please refer to the Utility Company's Specifications. If the Company does not have specifications, KYTC's Specifications shall be referenced. This item shall be paid EACH (EA) when complete.

W FIRE HYDRANT REMOVE This bid item includes removal of an abandoned fire hydrant, isolating valve, and valve box to the satisfaction of the engineer. The removed fire hydrant, isolating valve and valve box shall become the property of the contractor for his disposal as salvage or scrap. Please refer to the Utility Company's Specifications. If the Company does not have specifications, KYTC's Specifications shall be referenced. This item shall be paid EACH (EA) when complete.

W FLUSH HYDRANT ASSEMBLY This item shall include the flushing hydrant assembly, service line, tapping the main, labor, equipment, excavation, backfill, and restoration required to install the flush hydrant at the location shown on the plans and in accordance with the specifications and standard drawings, complete and ready for use. Please refer to the Utility Company's Specifications. If the Company does not have specifications, KYTC's Specifications shall be referenced. This item shall be paid EACH (EA) when complete.

W FLUSHING ASSEMBLY This item shall include the flushing device assembly, service line, meter box and lid, tapping the main, labor, equipment, excavation, backfill, and restoration required to install the

flushing device at the location shown on the plans and in accordance with the specifications and standard drawings, complete and ready for use. Please refer to the Utility Company's Specifications. If the Company does not have specifications, KYTC's Specifications shall be referenced. This item shall be paid EACH (EA) when complete.

W LEAK DETECTION METER This item is for payment for installation of a water meter at main valve locations where shown on the plans for detection of water main leaks. The meter shall be of the size and type specified in the plans or specifications. This item shall include all labor, equipment, meter, meter box or vault, connecting pipes between main and meter, main taps, tapping saddles, casting, yoke, and any other associated material needed for installation of a functioning water meter in accordance with the plans and specifications, complete and ready for use. No separate payment will be made under any other contract item for connecting pipe or main taps. Any and all leak detection meters shall be paid under one bid item included in the contract regardless of size. No separate bid items will be established for size variations. Please refer to the Utility Company's Specifications. If the Company does not have specifications, KYTC's Specifications shall be referenced. This item shall be paid EACH (EA) when complete and ready for use.

W LINE MARKER This item is for payment for furnishing and installing a water utility line marker as specified by the utility owner specifications and plans. A line marker may consist of a post or monument of whatever materials specified and shall include markings and/or signage on same as specified by plans or specifications. This item shall include all labor, equipment, and materials needed for complete installation of the marker. This item shall be paid EACH (EA) when complete.

W MAIN POINT RELOCATE This item is intended for payment for horizontal and/or vertical relocation of a short length of an existing main at the locations shown on the plans. This bid item is to be used to relocate an existing water main at point locations such as to clear a conflict at a proposed drainage structure, pipe or any other similar short relocation situation, and where the existing pipe material is to be reused. The contractor shall provide any additional pipe or fitting material needed to complete the work as shown on the plans and specifications. The materials provided shall be of the same type and specification as those that exist. Substitution of alternative materials shall be approved by the engineer in advance on a case by case basis. New polyethylene wrap is to be provided (if wrap exists or is specified in the specifications to be used). If it is necessary that the pipe be disassembled for relay, payment under this item shall also include replacement of joint gaskets as needed. Bedding and backfill shall be provided and performed the same as with any other pipe installation as detailed in the plans and specifications. Payment under this item shall be for each location requiring an existing main to be relocated horizontally or vertically regardless of pipe size or relocation length. No separate pay items will be established for pipe size variations or relocation segment length variations. Water Main Relocate shall not be paid on a linear feet basis; but, shall be Paid EACH (EA) at each location when complete and placed in service. Please refer to the Utility Company's Specifications. If the Company does not have specifications, KYTC's Specifications shall be referenced.

W METER This item is for payment for installation of all standard water meters of all sizes 2 inches ID or less as specified on the plans. This item shall include all labor, equipment, meter, meter box, casting, yoke, and any other associated material needed for installation of a functioning water meter in accordance with the plans and specifications, complete and ready for use. This item shall include connections to the new or existing water service line. Please refer to the Utility Company's Specifications. If the Company does not have specifications, KYTC's Specifications shall be referenced. This item shall be paid EACH (EA) when complete.

W METER ADJUST This item includes all labor, equipment, excavation, materials, backfill, restoration, and etc., to adjust the meter casting to finished grade (whatever size exists) at the location shown on the plans or as directed in accordance with the specifications and standard drawings complete and ready for use. Please refer to the Utility Company's Specifications. If the Company does not have specifications, KYTC's Specifications shall be referenced. This item shall be paid EACH (EA) when complete.

W METER RELOCATE This item includes all labor, equipment, excavation, additional fittings, disinfection, testing, restoration, and etc., to relocate the existing water meter (whatever size exists), meter yoke, meter box, casting, and etc., from its old location to the location shown on the plans or as directed, in accordance with the specifications and standard drawings complete and ready for use. The new service pipe (if required) will be paid under short side or long side service bid items. Any and all meter relocations of 2 inches or less shall be paid under one bid item included in the contract regardless of size. Each individual relocation shall be paid individually under this item; however, no separate bid items will be established for meter size variations of 2 inches ID or less. Please refer to the Utility Company's Specifications. If the Company does not have specifications, KYTC's Specifications shall be referenced. This item shall be paid EACH (EA) when complete.

W METER VAULT SIZE RANGE 1 OR 2 This item is for payment for installation of an underground structure for housing of a larger water meter, fittings, and valves as required by the plans and specifications. This item shall include all labor, equipment, excavation, concrete, manhole castings or access doors, the specified meter(s) valve(s), all piping, and fitting materials associated with installing a functioning meter and vault in accordance with the plans, standard drawings, and specifications, complete and ready for use. The size shall be the measured internal diameter of the meter and piping to be installed. The size meter vault to be paid under size 1 or 2 shall be as follows:

Size Range 1 = All meter and piping sizes greater than 2 inches up to and including 6 inches
Size Range 2 = All meter and piping sizes greater than 6 inches

This item shall be paid EACH (EA) when complete. Please refer to the Utility Company's Specifications. If the Company does not have specifications, KYTC's Specifications shall be referenced.

W METER/FIRE SERVICE COMBO VAULT This item is for payment for installation of an underground structure for housing of a water meter and fire service piping, fittings, and valves as required by the plans and specifications. This item shall include all labor, equipment, excavation, concrete, manhole castings or access doors, the specified meter(s), valve(s), all piping, and fitting materials associated with installing a functioning meter and fire service vault in accordance with the plans and specifications, complete and ready for use. Please refer to the Utility Company's Specifications. If the Company does not have specifications, KYTC's Specifications shall be referenced. This item shall be paid EACH (EA) when complete.

W METER WITH PRESSURE REDUCING VALVE (PRV) This item is for payment for installation of all standard water meters with pressure reducing valves (PRV) of all sizes 2 inches ID or less as specified on the plans. This item shall include all labor, equipment, meter, PRV, meter box, casting, yoke, and any other associated material needed for installation of a functioning water meter with PRV in accordance with the plans and specifications, complete and ready for use. This item shall include connections to the new or existing water service line. Please refer to the Utility Company's Specifications. If the Company does not have specifications, KYTC's Specifications shall be referenced.

This item shall be paid EACH (EA) when complete.

W PIPE This description shall apply to all PVC, ductile iron, and polyethylene/plastic pipe bid items of every size and type to be used as water main, except those bid items defined as “Special”. This item includes the pipe specified by the plans and specifications, all fittings (including, but not limited to, bends, tees, reducers, plugs, and caps), tracing wire with test boxes (if required by specification), polyethylene wrap (when specified), labor, equipment, excavation, bedding, restoration, testing, sanitizing, backfill, and etc., required to install the specified new pipe and new fittings at the locations shown on the plans, or as directed, in accordance with the specifications and standard drawings complete and ready for use. No additional payment will be made for rock excavation. This bid item includes material and placement of flowable fill under existing and proposed pavement, and wherever else specified on the plans or in the specifications. **This item shall include all temporary and permanent materials and equipment required to pressure test and sanitize mains including, but not limited to, pressurization pumps, hoses, tubing, gauges, main taps, saddles, temporary main end caps or plugs and blocking, main end taps for flushing, chlorine liquids or tablets for sanitizing, water for testing/sanitizing and flushing (when not supplied by the utility), chlorine neutralization equipment and materials, and any other items needed to accomplish pressure testing and sanitizing the main installation.** This item shall also include pipe anchors, at each end of polyethylene pipe runs when specified to prevent the creep or contraction of the pipe. Measurement of quantities under this item shall be through fittings, encasements, and directional bores (only when a separate carrier pipe is specified within the directional bore pipe). Measurements shall be further defined to be to the center of tie-in where new pipe contacts existing pipe at the center of connecting fittings, to the outside face of vault or structure walls, or to the point of main termination at dead ends. No separate payment will be made under pipe items when the directional bore pipe is the carrier pipe. Please refer to the Utility Company’s Specifications. If the Company does not have specifications, KYTC’s Specifications shall be referenced. This item shall be paid LINEAR FEET (LF) when complete.

W PLUG EXISTING MAIN This item shall include the specified plug, concrete blocking and/or anchoring, labor, equipment, excavation, backfill, and restoration required to install the plug in an existing in-service main that is to remain at the location shown on the plans or as directed in accordance with the specifications. Any and all plugs on all existing in-service mains shall be paid under one bid item included in the contract regardless of size. No separate bid items will be established for size variations. Please refer to the Utility Company’s Specifications. If the Company does not have specifications, KYTC’s Specifications shall be referenced. This item shall be paid EACH (EA) when complete.

NOTE: This utility bid item is not to be paid on new main installations or abandoned mains. This pay item is to plug existing in-service mains only. Plugs on new mains are incidental to the new main just like all other fittings.

NOTE: Plugging of existing abandon mains shall be performed and paid in accordance with Section 708.03.05 of KYTC Standard Specifications For Road And Bridge Construction and paid using Bid Code 01314 Plug Pipe.

W PRESSURE REDUCING VALVE This description shall apply to all pressure reducing valves (PRV) of every size required in the plans and specifications except those bid items defined as “Special”. Payment under this description is to be for PRVs being installed with new main. This item includes the PRV as specified in the plans and specifications, polyethylene wrap (if required by specification), labor, equipment, excavation, anchoring (if any), pit or vault, backfill, restoration, testing, disinfection, and etc., required to install the specified PRV at the location shown on the plans in accordance with the specifications and standard drawings complete and ready for use. If required on plans and/or proposed adjoining DIP is restrained, PRVs shall be restrained. PRV restraint shall be considered incidental to the

PRV and adjoining pipe. Please refer to the Utility Company's Specifications. If the Company does not have specifications, KYTC's Specifications shall be referenced. This item shall be paid EACH (EA) when complete.

W PUMP STATION This item is for payment for installation of pumps and an above or below ground structure for housing of the pumps. This item shall include all pumps, piping, fittings, valves, electrical components, building materials, concrete, any other appurtenances, labor, equipment, excavation, and backfill, to complete the pump station installation as required by the plans, standard drawings, and specifications, complete and ready for use. Please refer to the Utility Company's Specifications. If the Company does not have specifications, KYTC's Specifications shall be referenced. This item shall be paid LUMP SUM (LS) when complete.

W REMOVE TRANSITE (AC) PIPE This item shall include all labor, equipment, and materials needed for removal and disposal of the pipe as hazardous material. All work shall be performed by trained and certified personnel in accordance with all environmental laws and regulations. Any and all transite AC pipe removed shall be paid under one bid item included in the contract regardless of size. No separate bid items will be established for size variations. Please refer to the Utility Company's Specifications. If the Company does not have specifications, KYTC's Specifications shall be referenced. This item shall be paid LINEAR FEET (LF) when complete.

W SERVICE LONG SIDE This bid item description shall apply to all service line installations of every size bid up to and including 2 inch inside diameter, except those service bid items defined as "Special". This item includes the specified piping material, main tap, tapping saddle (if required), and corporation stop materials, coupling for connecting the new piping to the surviving existing piping, encasement of 2 inches or less internal diameter (if required by plan or specification), labor, equipment, excavation, backfill, testing, disinfection, and restoration, at the locations shown on the plans or as directed, in accordance with the specifications and standard drawings, complete and ready for use. This bid item is to pay for service installations where the ends of the service connection are on opposite sides of the public roadway and the service line crosses the centerline of the public roadway as shown on the plans. The length of the service line is not to be specified. Payment under this item shall not be restricted by a minimum or maximum length. The contractor shall draw his own conclusions as to the length of piping that may be needed. Payment under this item shall include boring, jacking, or excavating across the public roadway for placement. Placement of a service across a private residential or commercial entrance alone shall not be reason to make payment under this item. Private or commercial entrances shall not be considered a public roadway in defining payment under this item. This pay item does not include installation or relocation of meters. Meters will be paid separately. No additional payment will be made for rock excavation or for special bedding required in rock excavation. Please refer to the Utility Company's Specifications. If the Company does not have specifications, KYTC's Specifications shall be referenced. This item shall be paid EACH (EA) when complete.

W SERVICE SHORT SIDE This bid item description shall apply to all service line installations of every size up to and including 2 inch internal diameter, except those service bid items defined as "Special". This item includes installation of the specified piping material of the size specified on plans, encasement of 2 inches or less internal diameter (if required by plan or specification), main tap, tapping saddle (if required), corporation stop, coupling for connecting the new piping to the surviving existing piping, labor, equipment, excavation, backfill, testing, disinfection, and restoration, at the locations shown on the plans or as directed, in accordance with the specifications and standard drawings, complete and

ready for use. This bid item is to pay for service installations where both ends of the service connection are on the same side of the public roadway, or when an existing service crossing a public roadway will remain and is being extended, reconnected, or relocated with all work on one side of the public roadway centerline as shown on the plans. The length of the service line is not to be specified and shall not be restricted to any minimum or maximum length. Payment shall be made under this item even if the service crosses a private residential or commercial entrance; but, not a public roadway. Private or commercial entrances shall not be considered a public roadway in defining payment under this item. The contractor shall draw his own conclusions as to the length of piping that may be needed. This pay item does not include installation or relocation of meters. Meters will be paid separately. No additional payment will be made for rock excavation or for bedding required in rock excavation. Please refer to the Utility Company's Specifications. If the Company does not have specifications, KYTC's Specifications shall be referenced. This item shall be paid EACH (EA) when complete.

W SERVICE RELOCATE This item is for the relocation of an existing water service line where a meter is not involved, and where an existing service line can easily be adjusted by excavating alongside and moving the line horizontally and/or vertically a short distance without cutting the service line to avoid conflicts with road construction. This item shall include excavation, labor, equipment, bedding, and backfill to relocate the line in accordance with the plans and specifications complete and ready for use. Payment under this item shall be for each location requiring relocation. Payment shall be made under this item regardless of service size or relocation length. No separate pay items will be established for size or length variation. Please refer to the Utility Company's Specifications. If the Company does not have specifications, KYTC's Specifications shall be referenced. This item shall be paid EACH (EA) when complete.

W STRUCTURE ABANDONMENT This item is to be used to pay for abandonment of larger above or below ground water structures such as meter vaults, fire pits, pump stations, tanks, and etc. Payment under this item shall not be limited to size or scope; however structures with connecting pipes of 2 inches or less shall not be paid under this item; but, shall be considered incidental to water construction, (i.e., abandonment of standard water meters up to and including 2 inches would not be paid under this item). Payment under this item shall include all labor, equipment, and compacted fill or flowable fill for abandonment of the structure in place and restoration complete. No separate bid items will be established for size or structure variations. Please refer to the Utility Company's Specifications. If the Company does not have specifications, KYTC's Specifications shall be referenced. This item shall be paid EACH (EA) when complete.

W STRUCTURE REMOVAL This item is to be used to pay for removal of larger above or below ground water structures such as meter vaults, fire pits, pump stations, tanks, and etc. Payment under this item shall not be limited to size or scope; however structures with connecting pipes of 2 inches or less shall not be paid under this item; but, shall be considered incidental to water construction, (i.e., removal of standard water meters up to and including 2 inches would not be paid under this item). Payment under this item shall include all labor, equipment, and compacted backfill for removal of the structure and restoration complete. No separate bid items will be established for size or structure variations. Please refer to the Utility Company's Specifications. If the Company does not have specifications, KYTC's Specifications shall be referenced. This item shall be paid EACH (EA) when complete.

W TAPPING SLEVE AND VALVE SIZE 1 OR 2 This item shall include the specified tapping sleeve, valve, valve box, concrete pad around valve box (when required in specifications or plans), labor, and equipment to install the specified tapping sleeve and valve, complete and ready for use in accordance with

the plans and specifications. The size shall be the measured internal diameter of the live pipe to be tapped. The size tapping sleeve and valve to be paid under sizes 1 or 2 shall be as follows:

Size 1 = All live tapped main sizes up to and including 8 inches

Size 2 = All live tapped main sizes greater than 8 inches

Please refer to the Utility Company's Specifications. If the Company does not have specifications, KYTC's Specifications shall be referenced. This item shall be paid EACH (EA) when complete.

W TIE-IN This bid description shall be used for all main tie-in bid items of every size except those defined as "Special". This item includes all labor, equipment, excavation, fittings, sleeves, reducers, couplings, blocking, anchoring, restoration, disinfection, testing and backfill required to make the water main tie-in as shown on the plans, and in accordance with the specifications complete and ready for use. Pipe for tie-ins shall be paid under separate bid items. This item shall be paid EACH (EA) when complete.

W VALVE This description shall apply to all valves of every size required in the plans and specifications except those bid items defined as "Special". Payment under this description is to be for gate or butterfly valves being installed with new main. This item includes the valve as specified in the plans and specifications, polyethylene wrap (if required by specification), labor, equipment, excavation, anchoring (if any), valve box and valve stem extensions, backfill, concrete pad around valve box (if required by specification), restoration, testing, disinfection, and etc., required to install the specified valve at the location shown on the plans in accordance with the specifications and standard drawings complete and ready for use. If required on plans and/or proposed adjoining DIP is restrained, valves shall be restrained. Valve restraint shall be considered incidental to the valve and adjoining pipe. This description does not apply to cut-in valves. Please refer to the Utility Company's Specifications. If the Company does not have specifications, KYTC's Specifications shall be referenced. This item shall be paid EACH (EA) when complete.

W VALVE ANCHOR EXISTING This bid item is intended to pay for installation of restraint hardware on an existing valve where no restraint exists to hold the valve in place to facilitate tie-ins and other procedures where restraint is prudent. This work shall be performed in accordance with water specifications and plans. This bid item shall include all labor equipment, excavation, materials and backfill to complete restraint of the designated valve, regardless of size, at the location shown on the plans, complete and ready for use. Materials to be provided may include, but is not limited to, retainer glands, lugs, threaded rod, concrete, reinforcing steel or any other material needed to complete the restraint. Should the associated valve box require removal to complete the restraint, the contractor shall reinstall the existing valve box, the cost of which shall be considered incidental to this bid item. No separate bid items are being provided for size variations. All sizes shall be paid under one bid item. Please refer to the Utility Company's Specifications. If the Company does not have specifications, KYTC's Specifications shall be referenced. This item shall be paid EACH (EA) when complete.

W VALVE BOX ADJUST Includes all labor, equipment, valve box and valve stem extensions (if required), excavation, backfill, concrete pad around valve box (when specified in specifications or plans), restoration, and etc., to adjust the top of the box to finished grade complete and ready for use. Please refer to the Utility Company's Specifications. If the Company does not have specifications, KYTC's Specifications shall be referenced. This item shall be paid EACH (EA) when complete.

W VALVE CUT-IN This bid description is for new cut-in valve installations of all sizes where installation is accomplished by cutting out a section of existing main. This item shall include cutting the existing pipe, supplying the specified valve, couplings or sleeves, valve box, concrete pad around valve box (when required in specifications or plans), labor, equipment, and materials to install the valve at the locations shown on the plans, or as directed by the engineer, complete and ready for use. Any pipe required for installation shall be cut from that pipe removed or supplied new by the contractor. No separate payment will be made for pipe required for cut-in valve installation. Please refer to the Utility Company's Specifications. If the Company does not have specifications, KYTC's Specifications shall be referenced. This item shall be paid EACH (EA) when complete.

W VALVE VAULT This item is for payment for installation of an underground structure for housing of specific valve(s) as required by the plans and specifications. This item shall include all labor, equipment, excavation, concrete, manhole castings or doors, the specified valve(s), all piping, and fitting materials associated with installing a functioning valve vault in accordance with the plans, standard drawing, and specifications, complete and ready for use. Please refer to the Utility Company's Specifications. If the Company does not have specifications, KYTC's Specifications shall be referenced. This item shall be paid EACH (EA) when complete.

TECHNICAL SPECIFICATIONS

Proposed Water Line Replacement for Adams Ridge Road

Powells Valley Water District
Powell County, Kentucky

October 2021

PROJECT NO. 9520-20



OF KENTUCKY

Table of Contents

Technical Specifications:

General Utility Notes	03 pages
Standard Water Bid Descriptions	10 pages
Section AA - Trenching and Waterline Installation	24 pages
Section AB - Installation of Waterline Accessories	08 pages
Section AC - Special Items of Construction	11 pages

**GENERAL UTILITY NOTES AND INSTRUCTIONS APPLICABLE TO ALL UTILITY
WORK MADE A PART OF THE ROAD CONSTRUCTION CONTRACT**

The contractor should be aware the following utility notes and KYTC Utility Bid Item Descriptions shall supersede, replace and take precedence over any and all conflicting information that may be contained in utility owner supplied specifications contained in the contract, on plans supplied by the utility owner, or any utility owner specifications or information externally referenced in this contract.

Where information may have been omitted from these notes, bid item descriptions, utility owner supplied specifications or plans; the KYTC Standard Specifications for Road and Bridge Construction shall be referenced.

PROTECTION OF EXISTING UTILITIES

The existing utilities shown on the plans are shown as best known at the time the plans were developed and are to be used as a guide only by the Contractor. The Contractor shall use all means at his disposal to accurately locate all existing utilities, whether shown on the plans or not, prior to excavation. The contractor shall protect these utilities during construction. Any damage to existing utilities during construction that are shown or not shown on the plans shall be repaired at the Contractor's expense.

PREQUALIFIED UTILITY CONTRACTORS

Some utility owners may require contractors that perform relocation work on their respective facilities as a part of the road contract be prequalified or preapproved by the utility owner. Those utility owners with a prequalification or preapproval requirement are as follows:

No contractors are required to be prequalified or preapproved by the utility owner(s) to perform utility relocation work under this contract.

The bidding contractor needs to review the above list and choose from the list of approved subcontractors at the end of these general notes as identified above before bidding. When the list of approved subcontractors is provided, only subcontractors shown on the following list(s) will be allowed to work on that utility as a part of this contract.

When the list of approved subcontractors for the utility work is not provided in these general notes, the utility work can be completed by the prime contractor. If the prime contractor chooses to subcontract the work, the subcontractor shall be prequalified with the KYTC Division of Construction Procurement in the work type of "Utilities" (I33). Those who would like to become prequalified may contact the Division of Construction Procurement at (502) 564-3500. Please note: it could take up to 30 calendar days for prequalification to be approved. The prequalification does not have to be approved prior to the bid, but must be approved before the subcontract will be approved by KYTC and the work can be performed.

CONTRACT ADMINISTRATION RELATIVE TO UTILITY WORK

All utility work is being performed as a part of a contract administered by KYTC; there is not a direct contract between the utility contractor and utility owner. The KYTC Section Engineer is ultimately responsible for the administration of the road contract and any utility work included in the contract.

SUBMITTALS AND CORRESPONDENCE

All submittals and correspondence of any kind relative to utility work included in the road contract shall be directed to the KYTC Section Engineer, a copy of which may also be supplied to the utility owner by the contractor to expedite handling of items like material approvals and shop drawings. All approvals and correspondence generated by the utility owner shall be directed to the KYTC Section Engineer. The KYTC Section Engineer will relay any approvals or correspondence to the utility contractor as appropriate. At no time shall any direct communication between the utility owner and utility contractor without the communication flowing through the KYTC Section Engineer be considered official and binding under the contract.

ENGINEER

Where the word “Engineer” appears in any utility owner specifications included in this proposal, utility owner specifications included as a part of this contract by reference or on the utility relocation plans, it shall be understood the “Engineer” is the Kentucky Transportation Cabinet (KYTC) Section Engineer or designated representative and the utility owner engineer or designated representative jointly. Both engineers must mutually agree upon all decisions made with regard to the utility construction. The Transportation Cabinet, Section Engineer shall make all final decisions in all disputes.

INSPECTOR OR RESIDENT PROJECT REPRESENTATIVE

Where the word “Inspector” or “Resident Project Representative” appears in the utility specifications included in this proposal, utility owner specifications included as a part of this contract by reference or on the utility relocation plans, it shall be understood the “Inspector” or “Resident Project Representative” is the utility owner inspector and KYTC inspector jointly. The Transportation Cabinet, Section Engineer shall make all final decisions in all disputes.

NOTICE TO UTILITY OWNERS OF THE START OF WORK

One month before construction is to start on a utility, the utility contractor shall make notice to the KYTC Section Engineer and the utility owner of when work on a utility is anticipated to start. The utility contractor shall again make confirmation notice to the KYTC Section Engineer and the utility owner one week before utility work is to actually start.

UTILITY SHUTDOWNS

The Contractor shall not shut down any active and in-service mains, utility lines or services for any reason unless specifically given permission to do so by the utility owner. The opening and closing of valves and

operating of other active utility facilities for main, utility line or utility service shut downs are to be performed by the utility owner unless specific permission is given to the contractor by the owner to make shutdowns. If and when the utility owner gives the contractor permission to shutdown mains, utility lines or utility services, the contractor shall do so following the rules, procedures and regulations of the utility owner. Any permission given by the utility owner to the contractor to shutdown active and in-service mains, utility lines or services shall be communicated to the KYTC Section Engineer by the utility owner that such permission has been given.

Notice to customers of utility shut downs is sometimes required to be performed by the utility contractor. The contractor may be required; but, is not limited to, making notice to utility customers in a certain minimum amount of time in advance of the shut down and by whatever means of communication specified by the utility owner. The means of communication to the customer may be; but is not limited to, a door hanger, notice by newspaper ad, telephone contact, or any combination of communication methods deemed necessary, customary and appropriate by the utility owner. The contractor should refer to the utility owner specifications for requirements on customer notice.

Any procedure the utility owner may require the contractor to perform by specification or plan note and any expense the contractor may incur to comply with the utility owner's shut down procedure and notice to customers shall be considered an incidental expense to the utility construction.

CUSTOMER SERVICE AND LATERAL ABANDONMENTS When temporary or permanent abandonment of customer water, gas, or sewer services or laterals are necessary during relocation of utilities included in the contract, the utility contractor shall perform these abandonments as part of the contract as incidental work. No separate payment will be made for service line and lateral abandonments. The contractor shall provide all labor, equipment and materials to accomplish the temporary or permanent abandonment in accordance with the plans, specifications and/or as directed by the engineer. Abandonment may include, but is not limited to, digging down on a water or gas main at the tap to turn off the tap valve or corporation stop and/or capping or plugging the tap, digging down on a sewer tap at the main and plugging or capping the tap, digging down on a service line or lateral at a location shown on the plans or agreeable to the engineer and capping or plugging, or performing any other work necessary to abandon the service or lateral to satisfactorily accomplish the final utility relocation.

STATIONS AND DISTANCES

All stations and distances, when indicated for utility placement in utility relocation plans or specifications, are approximate; therefore, some minor adjustment may have to be made during construction to fit actual field conditions. Any changes in excess of 6 inches of plan location shall be reviewed and approved jointly by the KYTC Section Engineer or designated representative and utility owner engineer or designated representative. Changes in location without prior approval shall be remedied by the contractor at his own expense if the unauthorized change creates an unacceptable conflict or condition.

RESTORATION

Temporary and permanent restoration of paved or stone areas due to utility construction shall be considered incidental to the utility work. No separate payment will be made for this work. Temporary restoration shall be as directed by the KYTC Section Engineer. Permanent restoration shall be in-kind as existing. Restoration of seed and sod areas will be measured and paid under the appropriate seeding and sodding bid items established in the contract for roadway work.

Standard Water Bid Item Descriptions

W AIR RELEASE VALVE This bid item description shall apply to all air release valve installations of every size except those defined as “Special”. This item shall include the air release valve, main to valve connecting line or piping, manhole, vault, structure, access casting or doors, tapping the main, labor, equipment, excavation, proper backfill and restoration required to install the air release valve at the location shown on the plans or as directed in accordance with the specifications and standard drawings complete and ready for use. All air release/vacuum valves on a project shall be paid under one bid item regardless of size. No separate pay items will be established for size variations. Only in the case of the uniqueness of a particular air release valve would a separate bid item be established. Please refer to the Utility Company’s Specifications. If the Company does not have specifications, KYTC’s Specifications shall be referenced. This item shall be paid EACH (EA) when complete.

BOLLARDS This item is for payment for furnishing and installing protective guard posts at above ground utility installations. A bollard may consist of, but not limited to, a steel post set in concrete or any other substantial post material. This item shall include all labor, equipment, and materials needed for complete installation of the bollard as specified by the utility owner specifications and plans. If the Company does not have specifications, KYTC’s Specifications shall be referenced. This item shall be paid EACH (EA) when complete.

W CAP EXISTING MAIN This item shall include the specified cap, concrete blocking and/or mechanical anchoring, labor, equipment, excavation, backfill, and restoration required to install the cap at the location shown on the plans or as directed in accordance with the specifications. This item is not to be paid on new main installations. This pay item is only to be paid to cap existing mains. Caps on new mains are incidental to the new main. Any and all caps on existing mains shall be paid under one bid item included in the contract regardless of size. No separate bid items will be established for size variations. Please refer to the Utility Company’s Specifications. If the Company does not have specifications, KYTC’s Specifications shall be referenced. This item shall be paid EACH (EA) when complete.

W DIRECTIONAL BORE Payment under this item is made whenever the plans or specifications specifically show directional boring is to be utilized in order to minimize the impact of open cut for the installation of water main under streets, creeks, and etc. Payment under this item shall include the specified bore pipe, labor, and equipment. No separate payment shall be made for bore pipe installed in the bore whether used as a carrier pipe or an encasement of a separate carrier pipe. This item shall also include pipe anchors at each end of the bore when specified to prevent the creep or contraction of the bore pipe. Carrier pipe installed within a bore pipe shall be paid separately under pipe items. Payment under this item shall not be size specific and no separate bid items will be established for size variations. The bore pipe sizes to be included under this item shall be as shown on the plans and/or in the specifications. Any and all directional bores in each contract shall be paid under one directional bore bid item included in the contract regardless of size. Please refer to the Utility Company’s Specifications. If the Company does not have specifications, KYTC’s Specifications shall be referenced. This item shall be paid LINEAR FEET (LF) when complete.

W ENCASEMENT CONCRETE Includes all labor, equipment, excavation, concrete, reinforcing steel, backfill, restoration, and etc., to construct the concrete encasement of the water main as shown on the plans, and in accordance with the specifications and standard drawings. Payment under this item shall be in addition to the carrier pipe as paid under separate bid items. Carrier pipe is not included in this bid item. Any and all concrete encasement shall be paid under one bid item included in the contract regardless of the size of the carrier pipe or the volume of concrete or steel reinforcement as specified in the plans and specifications. No separate bid items will be established for size variations. Measurement of pay quantity shall be from end of concrete to end of concrete. Please refer to the Utility Company's Specifications. If the Company does not have specifications, KYTC's Specifications shall be referenced. This item shall be paid LINEAR FEET (LF) when complete.

W ENCASEMENT STEEL BORED This item shall include the steel encasement pipe size as specified on the plans and in the specifications, casing spacers, end seals, labor, and equipment to bore and install the encasement in accordance with the plans and specifications, complete and ready for use. The size shall be the measured internal diameter of the encasement pipe. The sizes of encasement to be paid under the size ranges specified in the bid items shall be as follows:

- Range 1 = All encasement sizes greater than 2 inches to and including 6 inches
- Range 2 = All encasement sizes greater than 6 inches to and including 10 inches
- Range 3 = All encasement sizes greater than 10 inches to and including 14 inches
- Range 4 = All encasement sizes greater than 14 inches to and including 18 inches
- Range 5 = All encasement sizes greater than 18 inches to and including 24 inches
- Range 6 = All encasement sizes greater than 24 inches

Encasement sizes of 2 inches internal diameter or less shall not be paid separately; but, shall be considered incidental to the carrier pipe. Payment under this bid item shall not include the carrier pipe. Carrier pipe shall be paid under a separate bid item. Please refer to the Utility Company's Specifications. If the Company does not have specifications, KYTC's Specifications shall be referenced. This item shall be paid LINEAR FEET (LF) when complete.

W ENCASEMENT STEEL OPEN CUT This item shall include the steel encasement pipe size as specified on the plans and in the specifications, casing spacers, end seals, labor, and equipment to open cut and install the encasement in accordance with the plans and specifications, complete and ready for use. The size shall be the measured internal diameter of the encasement pipe. The size encasement to be paid under the size ranges specified in the bid items shall be as follows:

- Range 1 = All encasement sizes greater than 2 inches to and including 6 inches
- Range 2 = All encasement sizes greater than 6 inches to and including 10 inches
- Range 3 = All encasement sizes greater than 10 inches to and including 14 inches
- Range 4 = All encasement sizes greater than 14 inches to and including 18 inches
- Range 5 = All encasement sizes greater than 18 inches to and including 24 inches

Encasement sizes of 2 inches internal diameter or less shall not be paid separately; but, shall be considered incidental to the carrier pipe. Payment under this bid item shall not include the carrier pipe. Carrier pipe shall be paid under a separate bid item. Please refer to the Utility Company's Specifications. If the Company does not have specifications, KYTC's Specifications shall be referenced. This item shall be paid LINEAR FEET (LF) when complete.

W FIRE HYDRANT ADJUST Includes all labor, equipment, excavation, materials, and backfill to adjust the existing fire hydrant using the fire hydrant manufacturer's extension kit for adjustments of 18" or less. Adjustments greater than 18" require anchoring couplings and vertical bends to adjust to grade. The Contractor will supply and install all anchor couplings, bends, fire hydrant extension, concrete blocking, restoration, granular drainage material, etc. needed to adjust the fire hydrant complete and ready for use as shown on the plans, and in accordance with the specifications and standard drawings. This also includes allowing for the utility owner inspector to inspect the existing fire hydrant prior to adjusting, contractor returning unusable fire hydrants to the utility owner warehouse and picking up a replacement hydrant. No additional payment will be made for rock excavation. Please refer to the Utility Company's Specifications. If the Company does not have specifications, KYTC's Specifications shall be referenced. This item shall be paid EACH (EA) when complete and ready for use.

W FIRE HYDRANT ASSEMBLY Includes all labor, equipment, new fire hydrant, isolating valve and valve box, concrete pad around valve box (when specified in specifications or plans), piping, anchoring tee, anchoring couplings, fire hydrant extension, excavation, concrete blocking, granular drainage material, backfill, and restoration, to install a new fire hydrant assembly as indicated on plans and on standard drawings complete and ready for use. No additional payment will be made for rock excavation. Please refer to the Utility Company's Specifications. If the Company does not have specifications, KYTC's Specifications shall be referenced. This item shall be paid EACH (EA) when complete.

W FIRE HYDRANT RELOCATE This item includes all labor and equipment to remove the existing fire hydrant from its existing location and reinstalling at a new location. This item shall include a new isolating valve and valve box, concrete pad around valve box (when required in specifications or plans), new piping, new anchoring tee, anchoring couplings, fire hydrant extensions, concrete blocking, restoration, granular drainage material, excavation, and backfill as indicated on plans, specifications, and on standard drawings complete and ready for use. This item shall also include allowing for utility owner inspector to inspect the existing fire hydrant prior to reuse, contractor returning unusable fire hydrants to the utility owner warehouse and picking up a replacement hydrant for use, if the existing fire hydrant is determined unfit for reuse. No additional payment will be made for rock excavation. Please refer to the Utility Company's Specifications. If the Company does not have specifications, KYTC's Specifications shall be referenced. This item shall be paid EACH (EA) when complete.

W FIRE HYDRANT REMOVE This bid item includes removal of an abandoned fire hydrant, isolating valve, and valve box to the satisfaction of the engineer. The removed fire hydrant, isolating valve and valve box shall become the property of the contractor for his disposal as salvage or scrap. Please refer to the Utility Company's Specifications. If the Company does not have specifications, KYTC's Specifications shall be referenced. This item shall be paid EACH (EA) when complete.

W FLUSH HYDRANT ASSEMBLY This item shall include the flushing hydrant assembly, service line, tapping the main, labor, equipment, excavation, backfill, and restoration required to install the flush hydrant at the location shown on the plans and in accordance with the specifications and standard drawings, complete and ready for use. Please refer to the Utility Company's Specifications. If the Company does not have specifications, KYTC's Specifications shall be referenced. This item shall be paid EACH (EA) when complete.

W FLUSHING ASSEMBLY This item shall include the flushing device assembly, service line, meter box and lid, tapping the main, labor, equipment, excavation, backfill, and restoration required to install the

flushing device at the location shown on the plans and in accordance with the specifications and standard drawings, complete and ready for use. Please refer to the Utility Company's Specifications. If the Company does not have specifications, KYTC's Specifications shall be referenced. This item shall be paid EACH (EA) when complete.

W LEAK DETECTION METER This item is for payment for installation of a water meter at main valve locations where shown on the plans for detection of water main leaks. The meter shall be of the size and type specified in the plans or specifications. This item shall include all labor, equipment, meter, meter box or vault, connecting pipes between main and meter, main taps, tapping saddles, casting, yoke, and any other associated material needed for installation of a functioning water meter in accordance with the plans and specifications, complete and ready for use. No separate payment will be made under any other contract item for connecting pipe or main taps. Any and all leak detection meters shall be paid under one bid item included in the contract regardless of size. No separate bid items will be established for size variations. Please refer to the Utility Company's Specifications. If the Company does not have specifications, KYTC's Specifications shall be referenced. This item shall be paid EACH (EA) when complete and ready for use.

W LINE MARKER This item is for payment for furnishing and installing a water utility line marker as specified by the utility owner specifications and plans. A line marker may consist of a post or monument of whatever materials specified and shall include markings and/or signage on same as specified by plans or specifications. This item shall include all labor, equipment, and materials needed for complete installation of the marker. This item shall be paid EACH (EA) when complete.

W MAIN POINT RELOCATE This item is intended for payment for horizontal and/or vertical relocation of a short length of an existing main at the locations shown on the plans. This bid item is to be used to relocate an existing water main at point locations such as to clear a conflict at a proposed drainage structure, pipe or any other similar short relocation situation, and where the existing pipe material is to be reused. The contractor shall provide any additional pipe or fitting material needed to complete the work as shown on the plans and specifications. The materials provided shall be of the same type and specification as those that exist. Substitution of alternative materials shall be approved by the engineer in advance on a case by case basis. New polyethylene wrap is to be provided (if wrap exists or is specified in the specifications to be used). If it is necessary that the pipe be disassembled for relay, payment under this item shall also include replacement of joint gaskets as needed. Bedding and backfill shall be provided and performed the same as with any other pipe installation as detailed in the plans and specifications. Payment under this item shall be for each location requiring an existing main to be relocated horizontally or vertically regardless of pipe size or relocation length. No separate pay items will be established for pipe size variations or relocation segment length variations. Water Main Relocate shall not be paid on a linear feet basis; but, shall be Paid EACH (EA) at each location when complete and placed in service. Please refer to the Utility Company's specifications. If the Company does not have specifications, KYTC's Specifications shall be referenced.

W METER This item is for payment for installation of all standard water meters of all sizes 2 inches ID or less as specified on the plans. This item shall include all labor, equipment, meter, meter box, casting, yoke, and any other associated material needed for installation of a functioning water meter in accordance with the plans and specifications, complete and ready for use. This item shall include connections to the new or existing water service line. Please refer to the Utility Company's Specifications. If the Company does not have specifications, KYTC's Specifications shall be referenced. This item shall be paid EACH (EA) when complete.

W METER ADJUST This item includes all labor, equipment, excavation, materials, backfill, restoration, and etc., to adjust the meter casting to finished grade (whatever size exists) at the location shown on the plans or as directed in accordance with the specifications and standard drawings complete and ready for use. Please refer to the Utility Company's Specifications. If the Company does not have specifications, KYTC's Specifications shall be referenced. This item shall be paid EACH (EA) when complete.

W METER RELOCATE This item includes all labor, equipment, excavation, additional fittings, disinfection, testing, restoration, and etc., to relocate the existing water meter (whatever size exists), meter yoke, meter box, casting, and etc., from its old location to the location shown on the plans or as directed, in accordance with the specifications and standard drawings complete and ready for use. The new service pipe (if required) will be paid under short side or long side service bid items. Any and all meter relocations of 2 inches or less shall be paid under one bid item included in the contract regardless of size. Each individual relocation shall be paid individually under this item; however, no separate bid items will be established for meter size variations of 2 inches ID or less. Please refer to the Utility Company's Specifications. If the Company does not have specifications, KYTC's Specifications shall be referenced. This item shall be paid EACH (EA) when complete.

W METER VAULT SIZE RANGE 1 OR 2 This item is for payment for installation of an underground structure for housing of a larger water meter, fittings, and valves as required by the plans and specifications. This item shall include all labor, equipment, excavation, concrete, manhole castings or access doors, the specified meter(s) valve(s), all piping, and fitting materials associated with installing a functioning meter and vault in accordance with the plans, standard drawings, and specifications, complete and ready for use. The size shall be the measured internal diameter of the meter and piping to be installed. The size meter vault to be paid under size 1 or 2 shall be as follows:

- Size Range 1 = All meter and piping sizes greater than 2 inches up to and including 6 inches
- Size Range 2 = All meter and piping sizes greater than 6 inches

This item shall be paid EACH (EA) when complete. Please refer to the Utility Company's Specifications. If the Company does not have specifications, KYTC's Specifications shall be referenced.

W METER/FIRE SERVICE COMBO VAULT This item is for payment for installation of an underground structure for housing of a water meter and fire service piping, fittings, and valves as required by the plans and specifications. This item shall include all labor, equipment, excavation, concrete, manhole castings or access doors, the specified meter(s), valve(s), all piping, and fitting materials associated with installing a functioning meter and fire service vault in accordance with the plans and specifications, complete and ready for use. Please refer to the Utility Company's Specifications. If the Company does not have specifications, KYTC's Specifications shall be referenced. This item shall be paid EACH (EA) when complete.

W METER WITH PRESSURE REDUCING VALVE (PRV) This item is for payment for installation of all standard water meters with pressure reducing valves (PRV) of all sizes 2 inches ID or less as specified on the plans. This item shall include all labor, equipment, meter, PRV, meter box, casting, yoke, and any other associated material needed for installation of a functioning water meter with PRV in accordance with the plans and specifications, complete and ready for use. This item shall include connections to the new or existing water service line. Please refer to the Utility Company's Specifications. If the Company does not have specifications, KYTC's Specifications shall be referenced.

This item shall be paid EACH (EA) when complete.

W PIPE This description shall apply to all PVC, ductile iron, and polyethylene/plastic pipe bid items of every size and type to be used as water main, except those bid items defined as "Special". This item includes the pipe specified by the plans and specifications, all fittings (including, but not limited to, bends, tees, reducers, plugs, and caps), tracing wire with test boxes (if required by specification), polyethylene wrap (when specified), labor, equipment, excavation, bedding, restoration, testing, sanitizing, backfill, and etc., required to install the specified new pipe and new fittings at the locations shown on the plans, or as directed, in accordance with the specifications and standard drawings complete and ready for use. No additional payment will be made for rock excavation. This bid item includes material and placement of flowable fill under existing and proposed pavement, and wherever else specified on the plans or in the specifications. This item shall include all temporary and permanent materials and equipment required to pressure test and sanitize mains including, but not limited to, pressurization pumps, hoses, tubing, gauges, main taps, saddles, temporary main end caps or plugs and blocking, main end taps for flushing, chlorine liquids or tablets for sanitizing, water for testing/sanitizing and flushing (when not supplied by the utility), chlorine neutralization equipment and materials, and any other items needed to accomplish pressure testing and sanitizing the main installation. This item shall also include pipe anchors, at each end of polyethylene pipe runs when specified to prevent the creep or contraction of the pipe. Measurement of quantities under this item shall be through fittings, encasements, and directional bores (only when a separate carrier pipe is specified within the directional bore pipe). Measurements shall be further defined to be to the center of tie-in where new pipe contacts existing pipe at the center of connecting fittings, to the outside face of vault or structure walls, or to the point of main termination at dead ends. No separate payment will be made under pipe items when the directional bore pipe is the carrier pipe. Please refer to the Utility Company's Specifications. If the Company does not have specifications, KYTC's Specifications shall be referenced. This item shall be paid LINEAR FEET (LF) when complete.

W PIPE PVC SPECIAL This item shall include all items for a complete creek crossing where specified in the plans. It includes all excavation, casing pipe, concrete anchors, labor, equipment, excavation, bedding, restoration, testing, sanitizing, backfill, and etc., required to install the specified new pipe across a creek. Contractor shall follow all notes on the plans, State, Federal and Local guidelines, DOW permitting requirements and best management practices in constructing the crossing. Payment under this bid item shall not include the carrier pipe. Carrier pipe shall be paid under a separate bid item. This item shall be paid LINEAR FEET (LF) when complete

W PLUG EXISTING MAIN This item shall include the specified plug, concrete blocking and/or anchoring, labor, equipment, excavation, backfill, and restoration required to install the plug in an existing in-service main that is to remain at the location shown on the plans or as directed in accordance with the specifications. Any and all plugs on all existing in-service mains shall be paid under one bid item included in the contract regardless of size. No separate bid items will be established for size variations. Please refer to the Utility Company's Specifications. If the Company does not have specifications, KYTC's Specifications shall be referenced. This item shall be paid EACH (EA) when complete. NOTE: This utility bid item is not to be paid on new main installations or abandoned mains. This pay item is to plug existing in-service mains only. Plugs on new mains are incidental to the new main just like all other fittings.

W PRESSURE REDUCING VALVE This description shall apply to all pressure reducing valves (PRV) of every size required in the plans and specifications except those bid items defined as "Special". Payment under this description is to be for PRVs being installed with new main. This item includes the

PRV as specified in the plans and specifications, polyethylene wrap (if required by specification), labor, equipment, excavation, anchoring (if any), pit or vault, backfill, restoration, testing, disinfection, and etc., required to install the specified PRV at the location shown on the plans in accordance with the specifications and standard drawings complete and ready for use. If required on plans and/or proposed adjoining DIP is restrained, PRVs shall be restrained. PRV restraint shall be considered incidental to the PRV and adjoining pipe. Please refer to the Utility Company's Specifications If the Company does not have specifications, KYTC's Specifications shall be referenced. This item shall be paid EACH (EA) when complete.

W PUMP STATION This item is for payment for installation of pumps and an above or below ground structure for housing of the pumps. This item shall include all pumps, piping, fittings, valves, electrical components, building materials, concrete, any other appurtenances, labor, equipment, excavation, and backfill, to complete the pump station installation as required by the plans, standard drawings, and specifications, complete and ready for use. Please refer to the Utility Company's Specifications. If the Company does not have specifications, KYTC's Specifications shall be referenced. This item shall be paid LUMP SUM (LS) when complete.

W REMOVE TRANSITE (AC) PIPE This item shall include all labor, equipment, and materials needed for removal and disposal of the pipe as hazardous material. All work shall be performed by trained and certified personnel in accordance with all environmental laws and regulations. Any and all transite AC pipe removed shall be paid under one bid item included in the contract regardless of size. No separate bid items will be established for size variations. Please refer to the Utility Company's Specifications. If the Company does not have specifications, KYTC's Specifications shall be referenced. This item shall be paid LINEAR FEET (LF) when complete.

W SERVICE LONG SIDE This bid item description shall apply to all service line installations of every size bid up to and including 2 inch inside diameter, except those service bid items defined as "Special". This item includes the specified piping material, main tap, tapping saddle (if required), and corporation stop materials, coupling for connecting the new piping to the surviving existing piping, encasement of 2 inches or less internal diameter (if required by plan or specification), labor, equipment, excavation, backfill, testing, disinfection, and restoration, at the locations shown on the plans or as directed, in accordance with the specifications and standard drawings, complete and ready for use. This bid item is to pay for service installations where the ends of the service connection are on opposite sides of the public roadway and the service line crosses the centerline of the public roadway as shown on the plans. The length of the service line is not to be specified. Payment under this item shall not be restricted by a minimum or maximum length. The contractor shall draw his own conclusions as to the length of piping that may be needed. Payment under this item shall include boring, jacking, or excavating across the public roadway for placement. Placement of a service across a private residential or commercial entrance alone shall not be reason to make payment under this item. Private or commercial entrances shall not be considered a public roadway in defining payment under this item. This pay item does not include installation or relocation of meters. Meters will be paid separately. No additional payment will be made for rock excavation or for special bedding required in rock excavation. Please refer to the Utility Company's Specifications. If the Company does not have specifications, KYTC's Specifications shall be referenced. This item shall be paid EACH (EA) when complete.

W SERVICE SHORT SIDE This bid item description shall apply to all service line installations of every size up to and including 2 inch internal diameter, except those service bid items defined as

“Special”. This item includes installation of the specified piping material of the size specified on plans, encasement of 2 inches or less internal diameter (if required by plan or specification), main tap, tapping saddle (if required), corporation stop, coupling for connecting the new piping to the surviving existing piping, labor, equipment, excavation, backfill, testing, disinfection, and restoration, at the locations shown on the plans or as directed, in accordance with the specifications and standard drawings, complete and ready for use. This bid item is to pay for service installations where both ends of the service connection are on the same side of the public roadway, or when an existing service crossing a public roadway will remain and is being extended, reconnected, or relocated with all work on one side of the public roadway centerline as shown on the plans. The length of the service line is not to be specified and shall not be restricted to any minimum or maximum length. Payment shall be made under this item even if the service crosses a private residential or commercial entrance; but, not a public roadway. Private or commercial entrances shall not be considered a public roadway in defining payment under this item. The contractor shall draw his own conclusions as to the length of piping that may be needed. This pay item does not include installation or relocation of meters. Meters will be paid separately. No additional payment will be made for rock excavation or for bedding required in rock excavation. Please refer to the Utility Company’s Specifications. If the Company does not have specifications, KYTC’s Specifications shall be referenced. This item shall be paid EACH (EA) when complete.

W SERVICE RELOCATE This item is for the relocation of an existing water service line where a meter is not involved, and where an existing service line can easily be adjusted by excavating alongside and moving the line horizontally and/or vertically a short distance without cutting the service line to avoid conflicts with road construction. This item shall include excavation, labor, equipment, bedding, and backfill to relocate the line in accordance with the plans and specifications complete and ready for use. Payment under this item shall be for each location requiring relocation. Payment shall be made under this item regardless of service size or relocation length. No separate pay items will be established for size or length variation. Please refer to the Utility Company’s Specifications. If the Company does not have specifications, KYTC’s Specifications shall be referenced. This item shall be paid EACH (EA) when complete.

W STRUCTURE ABANDONMENT This item is to be used to pay for abandonment of larger above or below ground water structures such as meter vaults, fire pits, pump stations, tanks, and etc. Payment under this item shall not be limited to size or scope; however structures with connecting pipes of 2 inches or less shall not be paid under this item; but, shall be considered incidental to water construction, (i.e., abandonment of standard water meters up to and including 2 inches would not be paid under this item). Payment under this item shall include all labor, equipment, and compacted fill or flowable fill for abandonment of the structure in place and restoration complete. No separate bid items will be established for size or structure variations. Please refer to the Utility Company’s Specifications. If the Company does not have specifications, KYTC’s Specifications shall be referenced. This item shall be paid EACH (EA) when complete.

W STRUCTURE REMOVAL This item is to be used to pay for removal of larger above or below ground water structures such as meter vaults, fire pits, pump stations, tanks, and etc. Payment under this item shall not be limited to size or scope; however structures with connecting pipes of 2 inches or less shall not be paid under this item; but, shall be considered incidental to water construction, (i.e., removal of standard water meters up to and including 2 inches would not be paid under this item). Payment under this item shall include all labor, equipment, and compacted backfill for removal of the structure and restoration complete. No separate bid items will be established for size or structure variations. Please refer to the Utility Company’s Specifications. If the Company does not have specifications, KYTC’s

Specifications shall be referenced. This item shall be paid EACH (EA) when complete.

W TAPPING SLEEVE AND VALVE SIZE 1 OR 2 This item shall include the specified tapping sleeve, valve, valve box, concrete pad around valve box (when required in specifications or plans), labor, and equipment to install the specified tapping sleeve and valve, complete and ready for use in accordance with the plans and specifications. The size shall be the measured internal diameter of the live pipe to be tapped. The size tapping sleeve and valve to be paid under sizes 1 or 2 shall be as follows:

Size 1 = All live tapped main sizes up to and including 8 inches

Size 2 = All live tapped main sizes greater than 8 inches

Please refer to the Utility Company's Specifications. If the Company does not have specifications, KYTC's Specifications shall be referenced. This item shall be paid EACH (EA) when complete.

W TIE-IN This bid description shall be used for all main tie-in bid items of every size except those defined as "Special". This item includes all labor, equipment, excavation, fittings, sleeves, reducers, couplings, blocking, anchoring, restoration, disinfection, testing and backfill required to make the water main tie-in as shown on the plans, and in accordance with the specifications complete and ready for use. Pipe for tie-ins shall be paid under separate bid items. This item shall be paid EACH (EA) when complete.

W VALVE This description shall apply to all valves of every size required in the plans and specifications except those bid items defined as "Special". Payment under this description is to be for gate or butterfly valves being installed with new main. This item includes the valve as specified in the plans and specifications, polyethylene wrap (if required by specification), labor, equipment, excavation, anchoring (if any), valve box and valve stem extensions, backfill, concrete pad around valve box (if required by specification), restoration, testing, disinfection, and etc., required to install the specified valve at the location shown on the plans in accordance with the specifications and standard drawings complete and ready for use. If required on plans and/or proposed adjoining DIP is restrained, valves shall be restrained. Valve restraint shall be considered incidental to the valve and adjoining pipe. This description does not apply to cut-in valves. Please refer to the Utility Company's Specifications. If the Company does not have specifications, KYTC's Specifications shall be referenced. This item shall be paid EACH (EA) when complete.

W VALVE ANCHOR EXISTING This bid item is intended to pay for installation of restraint hardware on an existing valve where no restraint exists to hold the valve in place to facilitate tie-ins and other procedures where restraint is prudent. This work shall be performed in accordance with water specifications and plans. This bid item shall include all labor equipment excavation, materials and backfill to complete restraint of the designated valve, regardless of size, at the location shown on the plans, complete and ready for use. Materials to be provided may include, but is not limited to, retainer glands, lugs, threaded rod, concrete, reinforcing steel or any other material needed to complete the restraint. Should the associated valve box require removal to complete the restraint, the contractor shall reinstall the existing valve box, the cost of which shall be considered incidental to this bid item. No separate bid items are being provided for size variations. All sizes shall be paid under one bid item. Please refer to the Utility Company's Specifications. If the Company does not have specifications, KYTC's Specifications shall be referenced. This item shall be paid EACH (EA) when complete.

W VALVE BOX ADJUST Includes all labor, equipment, valve box and valve stem extensions (if required), excavation, backfill, concrete pad around valve box (when specified in specifications or plans), restoration, and etc., to adjust the top of the box to finished grade complete and ready for use. Please refer to the Utility Company's Specifications. If the Company does not have specifications, KYTC's Specifications shall be referenced. This item shall be paid EACH (EA) when complete.

W VALVE CUT-IN This bid description is for new cut-in valve installations of all sizes where installation is accomplished by cutting out a section of existing main. This item shall include cutting the existing pipe, supplying the specified valve, couplings or sleeves, valve box, concrete pad around valve box (when required in specifications or plans), labor, equipment, and materials to install the valve at the locations shown on the plans, or as directed by the engineer, complete and ready for use. Any pipe required for installation shall be cut from that pipe removed or supplied new by the contractor. No separate payment will be made for pipe required for cut-in valve installation. Please refer to the Utility Company's Specifications. If the Company does not have specifications, KYTC's Specifications shall be referenced. This item shall be paid EACH (EA) when complete.

W VALVE VAULT This item is for payment for installation of an underground structure for housing of specific valve(s) as required by the plans and specifications. This item shall include all labor, equipment, excavation, concrete, manhole castings or doors, the specified valve(s), all piping, and fitting materials associated with installing a functioning valve vault in accordance with the plans, standard drawing, and specifications, complete and ready for use. Please refer to the Utility Company's Specifications. If the Company does not have specifications, KYTC's Specifications shall be referenced. This item shall be paid EACH (EA) when complete.

VIII-AA-1

**PART VIII
TECHNICAL SPECIFICATIONS
SECTION AA
TRENCHING AND WATER LINE INSTALLATION**

PART 1 - GENERAL

The CONTRACTOR shall furnish all labor, materials and equipment to install the water lines as shown on the plans and as specified herein.

The water lines may be pressure-rated plastic pipe (PVC), municipal plastic pipe (MPVC), cast iron (CI), ductile iron (DI), or river crossing pipe, all as specified hereinafter. The bid documents shall show the amounts of each type and class of pipe to be provided by the CONTRACTOR.

The OWNER will obtain all rights-of-way for operations through private property. It will also secure building permits and the permits for all pipe laid in highway rights-of-way. Any charges for inspection or other fees required will be the responsibility of the CONTRACTOR since the amounts of these are dependent upon the operation of the CONTRACTOR.

PART 2 - HAULING AND STORAGE

The CONTRACTOR shall notify the ENGINEER when pipe will be received on the job so that proper arrangements may be made for inspecting the unloading and stringing, as well as inspecting and examining the pipe materials.

The CONTRACTOR will be required to deliver all equipment and other materials and place same as and where required for installation. Care must be exercised in the handling of all materials and equipment and the CONTRACTOR will be held responsible for all breakage or damage to same caused by his workmen, agents, or appliances for handling or moving. Pipes and other castings shall in no case be thrown or dropped from cars, trucks, or wagons to the ground, but shall be lowered gently and not allowed to roll against or strike other castings and unyielding objects violently. Pipe and other castings may be distributed at places that will not interfere with other building operations and unloaded, or yarded and distributed as required, as the CONTRACTOR may elect.

Valves, castings, fabricated metal, reinforcing steel, etc., shall be yarded or housed in some convenient location by the CONTRACTOR and delivered on the ground as required. All equipment and materials subject to damage from the weather, dampness, changes in temperature, or exposure shall be protected by a dry, weatherproof enclosure until ready for installation or use. The cost of all hauling, handling, and storage shall be included in the prices bid for equipment and materials in place. The OWNER takes no risk or responsibility for fire, flood, theft, or damage until after the final acceptance of the work.

PART 3 - LINES AND GRADES

The location of all new pipelines are shown on the plans. The ENGINEER will assist the CONTRACTOR in marking such locations in the field. The CONTRACTOR will be required to accomplish any detailed layout, including that required for establishing the grade of the pipeline.

VIII-AA-2

Contractor shall locate the existing facilities where necessary to tie-in or at possible installation conflicts. Contractor shall mark the location of the proposed water main prior to installation for approval of owner, engineer and DOH on site inspector. During installation the contractor shall mark all service line crossings encountered to facilitate installation of the service re-connections to follow.

PART 4 - TRENCH EXCAVATION

4.01 General

The CONTRACTOR shall include in his unit price bid, all trenching necessary for installation of all pipelines as planned and specified. Trenching shall include all clearing and grubbing, including all weeds, briars, small trees, stumps, etc., encountered in the trenching. The CONTRACTOR shall dispose of any such material by burning, burial, or hauling away (or as noted on the drawings), at no extra cost to the OWNER. It shall be the CONTRACTOR's responsibility to notify the appropriate state and local air pollution control agencies when he conducts open burning of refuse. Ornamental shrubs shall be removed, protected and replanted. Trenching also includes such items as minor street, road, sidewalk, pipe and small creek crossings; cutting, moving or repairing damage to fences, poles, or gates and other surface structures regardless of whether shown on the plans.

The CONTRACTOR shall protect existing facilities against danger or damage while pipeline is being constructed and backfilled, or from damage due to settlement of this backfill. In case of damage to any existing structures, repair and restoration shall be made at once and backfill shall not be replaced until this is done. In all cases, restoration and repair shall be such that the damaged structures will be in as good condition and serve its purpose as completely as before and such restoration and repair shall be done without extra cost to the OWNER. The use of trench-digging machinery will be permitted except where its operation will cause damage to trees, buildings or existing structures above or below the ground. At such locations hand methods shall be employed to avoid damage. All excavated material shall be piled in a manner that will not endanger the work and will avoid obstructing sidewalks and driveways. Gutters shall be kept clear or other satisfactory provisions shall be made for street drainage.

All excavation shall be open trenches, except where the drawings call for tunneling, boring, or jacking under structures, railroads, sidewalks and roads. The construction procedure for these types of excavation is described elsewhere in these specifications.

4.02 Clearing

The CONTRACTOR shall accomplish all clearing and/or grubbing as required for the construction under this contract. Clearing and grubbing shall include the cutting and removal of trees, stumps, brush, roots, logs, fences and other loose or projecting material and natural obstructions which, in the opinion of the ENGINEER, must be removed to properly prosecute the construction and operate the facilities upon completion of construction. Trees, unless designated otherwise on the plans, shall remain and be properly protected. Ornamental shrubs, plantings, fences, walls, etc. shall be removed and replanted or replaced or protected from the construction activity. Clearing and/or grubbing shall be incidental to the various bid items and no additional compensation will be paid for same.

4.03 Trench Depth

Trenches shall be excavated to the line and grade required for the installation of pipe at the elevations indicated on the plans. The minimum depth of cover shall be 30 inches above the top of the pipe, unless shown otherwise on the plans or on the Standard Details. When the pipe is laying in or on solid rock, the minimum depth of cover shall also be 30 inches above the top of the pipe. No additional compensation will be made for extra depth where required by the plans or due to CONTRACTOR error. Excavation, except as required for exploration, shall not begin until the proposed work has been staked out. Materials which are not required for backfill and site grading shall be removed and disposed of as directed by the ENGINEER. Hauling, bedding and backfilling shall be considered incidental to the various bid items and will not be paid for directly. Excavation shall be of sufficient depth to allow the piping to be laid on the standard pipe bedding in accordance with the Article 4.7 of this section. The trenches shall be excavated to a minimum of six (6) inches below the bottom of the pipe barrel in rock. In all cases a minimum cover of forty-two (42) inches shall be provided. Should it be necessary to avoid existing utilities, culverts, outlets, or other structures, the water line shall be carried deeper at no additional expense to the OWNER.

Where the plans call for extra trench depth, this extra depth shall be provided at no extra cost.

4.04 Trench Width

Trench widths shall exceed the minimum width that will provide free working space, on each side of the pipe and to permit proper backfilling around the pipe as shown in the accompanying table and unless specifically authorized by the ENGINEER, shall not be excavated to wider than two (2) feet plus the nominal diameter of the pipe at the top of the trench. Before laying the pipe, the trench shall be opened far enough ahead to reveal any obstruction that may necessitate changing the line and grade of the pipe. Should the CONTRACTOR fail to accomplish this, and changes are required, they shall be at his sole expense. In rock, all ledge rocks, boulders and large stones shall be removed to provide six (6) inches of clearance on each side and below all pipe and fittings.

MINIMUM TRENCH WIDTH IN EARTH
AND PAY WIDTH FOR ROCK EXCAVATION

<u>Size</u>	<u>Width</u>	<u>Size</u>	<u>Width</u>
Up to 4" Pipe	1' - 6"	15" Pipe	2' - 8"
6" Pipe	2' - 0"	16" Pipe	3' - 0"
8" Pipe	2' - 0"	18" Pipe	3' - 0"
10" Pipe	2' - 4"	20" Pipe	3' - 2"
12" Pipe	2' - 6"	21" Pipe	3' - 4"
14" Pipe	2' - 6"	24" Pipe	3' - 8"

4.05 Shoring, Sheeting and Bracing of Excavation

VIII-AA-4

Where unstable material is encountered, or where the depth of the excavation in earth exceeds five (5) feet, the sides of the trench or excavation shall be supported by substantial sheeting, bracing, or shoring. The design and installation of all sheeting, sheet piling, bracing or shoring shall be based on computations of pressure exerted by the materials to be retained. Adequate and proper shoring of all excavations will be the entire responsibility of the CONTRACTOR. The Standards of the Federal Occupational Safety and Health Act and the Kentucky Department of Labor shall be followed.

4.06 Removal of Water

The CONTRACTOR shall provide adequate removal of all water and the prevention of surface water from entering the excavation. The CONTRACTOR shall maintain dry conditions within the excavations until the backfill is placed. No additional compensation will be paid for replacement and/or stabilization of prepared excavations due to flooding and/or deterioration from extended exposure. All water pumped or drained from the excavation shall be disposed of in a suitable manner without damage to adjacent property or to other work under construction.

4.07 Bedding of Pipeline

In all cases the foundation for pipe shall be prepared so that the entire load of the backfill on top of the pipe will be carried uniformly on the barrel of the pipe. The bells of the pipe shall not carry any of the load of the backfill. The CONTRACTOR should refer to the Standard Details for pipe bedding shown in the plans. The bedding specifications shall govern the backfill from the bottom of the trench up to the centerline or spring line of the pipe.

4.7.1. Stable Earth Foundation

On all galvanized or copper lines, the CONTRACTOR may use either the "solid trench bottom method" or the "undercutting method" as shown in the Standard Details. The solid trench bottom method allows support of the pipe barrel by the trench bottom with holes dug out for the bells. The bottom must be leveled with soil and free of irregularities. The undercutting method calls for 4 inches of excavation below the barrel and then refill with evenly spread earth cushion or other standard bedding.

On all PVC pipelines, the trench bottoms shall be smooth and free of frozen material, dirt clods and stones over ½" diameter. Bottom dirt left by trenching equipment will usually provide adequate material to level the trench bottom and provide bedding support for the pipe barrel. If the trench bottom is free of dirt, soft material may be shoveled off the side walls or shoveled under the pipe to ensure proper pipe barrel bedding. In areas where the trench bottom is hard, a layer of soft backfill must be provided to ensure the pipe barrel is properly cushioned. See the plans for proper bedding material depth.

If the foundation is good firm earth the pipe may be laid directly on the undisturbed earth provided the pipe barrel is supported for its full length.

Bedding No. 9 stone, fine gravel, sand or compacted finely graded select earth shall be used to correct irregularities in the subgrade. Where bell and spigot is involved, bell holes shall be excavated to prevent the bells from being supported on undisturbed earth.

VIII-AA-5

As an alternative to the above method, excavation in earth may be undercut to a depth below the required invert elevation that will permit laying the pipe on a bed of granular material or finely graded select earth to provide continuous support for the pipe barrel. Bedding depth shall be as shown on the plans.

All cast iron or ductile iron lines 4 inches above in size will be installed using the undercutting method and a crushed stone bedding in accordance with the Standard Details. The crushed stone bedding is not a separate pay item and shall be included as incidental expense in the unit price for the pipe bid per foot of pipe. Cast iron or ductile iron lines less than 4 inches may be installed using the undercutting method and earth refill.

4.7.2. Trenches in Rock

All installation in rock will utilize the undercutting method. Bedding will be with 6 inches crushed stone as shown in the Standard Details. The only exception to this will be with PVC, copper, or galvanized iron pipe 4 inches in diameter or smaller. These may be bedded on 6 inches of evenly spread earth backfill.

4.7.3. Unstable Trenches

If unstable material is encountered which may not provide a suitable foundation for the pipe, the unstable material will be removed and an adequate layer of encasement concrete or other special bedding shall be placed for the pipe foundation in accordance with the Standard Details in the plans. Such "special pipe foundation" shall only be installed if directed by the ENGINEER in writing or on the plans. This special pipe foundation shall be considered a pay item and shall be paid for by lineal foot at the contract price for the type of bedding required.

4.7.4. Smooth Trench Beds

In installations where a smooth trench bed on grade with no irregularities is required, the CONTRACTOR shall use a notched wood plank or similar device to check the bed before each length of pipe is laid. Plank shall be at least 4 feet longer than the laying length of pipe being installed.

4.08 Pavement Removal

Pavement removal shall be as indicated on the plans or directed by the ENGINEER. When so required, or when directed by the ENGINEER, only one-half (1/2) of the street crossings or road crossings shall be excavated before placing temporary bridges over the side excavated, for the convenience of the traveling public. All backfilled ditches shall be maintained in such a manner that they will offer no hazard to the passage of traffic. The convenience of the traveling public and the property owners abutting the improvements shall be taken into consideration. All public or private drives shall be promptly backfilled or bridged at the direction of the ENGINEER. Pavement replacement shall be in accordance with Section AC of these specifications. Excavated materials shall be disposed of so as to cause the least interference and in every case the disposition of excavated materials shall be satisfactory to the ENGINEER.

VIII-AA-6

4.09 Traffic Maintenance

The CONTRACTOR must "red light" and guard all open trenches or obstructions placed on the streets or sidewalks. The lights must be burning from sunset to sunrise in order to effectively warn and safeguard the public against dangers connected with open trenches, excavations and other obstructions. The CONTRACTOR shall be held responsible for any damage that may occur to persons or property by reason of the failure of the CONTRACTOR to properly "red light" and guard all open trenches or obstructions along the routes of the water lines. The CONTRACTOR at his own expense shall also maintain warning signs, barricades and a watchmen or flagmen to control traffic at such times as his work would interfere with the flow of traffic. No excavation shall begin that may present a safety hazard unless the signs, barricades, lights, etc. are available to protect the open excavation at the conclusion of the day. The CONTRACTOR will comply with all Federal and State Occupational Safety and Health requirements for this type of construction. The CONTRACTOR shall also comply with all local and Kentucky Department of Highways requirements for signing and traffic control.

4.10 Solid Rock Excavation

The method for payment for solid rock excavation is provided in the Bid. Rock excavation and trenching in earth may be combined into a single "unclassified" bid and no extra payment for rock shall be made in this case. Where provision is made for extra compensation solid rock excavation is defined as the removal of materials of one-half ($\frac{1}{2}$) cubic yard or more in one location through the use of explosives. Boulders which can be moved economically without explosives; decomposed, shattered, or weathered rock; pavement; and shale rock will not be included when rock excavation is encountered. The CONTRACTOR shall notify the ENGINEER for the purpose of obtaining an accurate survey of rock excavation required before blasting is done. No payment will be made for rock excavation which is not inspected by the ENGINEER. Whenever blasting is necessary, ample precautions shall be taken to prevent accidents to life and property from flying rock or debris by either covering the trench or excavating with heavy timbers, or mats or by using other suitable means. The CONTRACTOR should refer to the blasting requirements contained in Section AC of these specifications. Any damages to pipelines of this or other contractors or to any structures caused by blasting done under this contract shall be repaired promptly by the CONTRACTOR at his expense and to the satisfaction of the ENGINEER.

4.10.1. Where applicable, the basis for payment for rock excavation shall be computed by multiplying the average depth of rock strata by the length of strata and by the width of trench used. The maximum allowable pay width of trench is determined from Paragraph 4.4 of these specifications. Measurements of strata depth will be from top of strata to six (6) inches below the bottom of pipe barrel when the pipe is laid in accordance with these specifications. Rock excavations below the minimum grades, unless authorized by the ENGINEER, will be at the CONTRACTOR's expense. The depth measurements will be taken at each end of the strata and at 25 foot intervals. The length of the strata will be the distance between intersections of the bottom of the trench with each end of the strata.

4.10.2. Unclassified excavation by trenching includes removal of all rocks, earth, boulders, masonry, hidden concrete, etc. There will be no extra payment for rock excavation in pipeline trenches of any kind where unclassified excavation is specified. All excavation costs shall be included

VIII-AA-7

in the unit price for the contract.

4.11 Maintenance of Flow of Drains and Sewers

Adequate provision shall be made for the flow of sewers, drains and water courses encountered during construction. Any structures which are disturbed shall be satisfactorily restored by the CONTRACTOR.

4.12 Interruption of Utility Services

No valve, switch or other control on any existing utility system shall be operated for any purpose by the CONTRACTOR without approval of the ENGINEER and the Utility. All consumers affected by such operations shall be notified by the CONTRACTOR as directed by the ENGINEER and utility before the operation and advised of the probable time when service will be restored.

4.13 Fencing

Where water supply line is being constructed in fields where stock is being grazed, CONTRACTOR shall provide temporary fence as approved by the ENGINEER around open trenches to prevent stock from falling in trenches. Where trenching operations should isolate grazing stock from their source of water, CONTRACTOR will either provide temporary bridging over trench or else provide water for such stock.

Where trench crosses near sound existing corner posts and existing fence is in good condition, fence may be taken loose, rolled back and stored until pipeline is completed at this point, then replaced by stretching tightly and thoroughly stapling. Additional posts will be provided and additional new fence shall be provided when it is necessary to place the fence crossed by the water line in a condition equal to existing fence before water line was constructed.

Where it is necessary to cut existing fence, new end posts shall be installed on each side of the water line and the old fence thoroughly stapled to these new posts before cutting. After pipeline is completed at this point, a new fence of galvanized wire (No. 9 gauge with No. 11 filler wires) shall be stretched between these new end posts and thoroughly stapled to existing posts and any new intermediate posts necessary to provide a good fence. Replacement of fences shall be on a replacement in-kind basis, and shall be considered incidental to laying of the lines and any additional cost shall be included in the unit price bid per lineal foot of pipe.

PART 5 - PIPE AND FITTINGS

5.01 Polyvinyl Chloride Rigid Pipe and Fittings

This specification cover rigid, pressure-rated, polyvinyl chloride pipe and fittings, hereinafter called PVC pipe and PVC fittings, for sizes ½ inch through 12 inch.

5.1.1. PVC Pipe

PVC pipe shall be extruded from Type 1, Grade 1, polyvinyl chloride material with a hydrostatic

VIII-AA-8

design stress of 2000 PSI for water at 73.4 degrees Fahrenheit, designated as PVC 1120, meeting ASTM Specifications D-1784 for material and D-2241 for pipe, latest revisions. Pipe shall also meet all applicable provisions of the Product Standards and shall bear the National Sanitation Foundation (NSF) seal of approval in compliance with NSF Standard No. 14. PVC pipe having a maximum hydrostatic working pressure of 160 psi (SDR26), 200 psi (SDR21), 250 psi (SDR17), or 315 psi (SDR13.5) shall be used as shown in the Bid Documents and Plans.

Samples of pipe and physical and chemical data sheets shall be submitted to the ENGINEER for review and determination of compliance with these specifications before pipe is delivered to job. The pipe shall be homogeneous throughout and free from cracks, holes, foreign inclusions or other defects.

The workmanship, pipe dimensions and tolerances, outside diameters, wall thickness, eccentricity, sustained pressures (ASTM D-1598), burst pressures (ASTM D-1599), flattening, extrusion quality (ASTM D-2152), marking and all other requirements of the Product Standard PS 22-70 shall be conformed with in all respects. No pipe 2 inches in diameter or larger with a wall thickness less than 0.090 inches may be used.

Pipe shall be furnished in 20 foot or 40 foot lengths. The pipe may be double plain end or with bell on one end. Male ends of pipe must be beveled on the outside. Pipe shall have a ring painted around the male end or ends in such a manner as to allow field checking of setting depth of pipe in the socket. This requirement is made to assist construction superintendents and inspectors in visual inspection of pipe installation.

Pipe must be delivered to job site by means which will adequately support it, and not subject it to undue stresses. In particular, the load shall be so supported that the bottom rows of pipe are not damaged by crushing. Pipe shall be unloaded carefully and strung or stored as close to the final point of placement as is practical. Pipe must not be exposed to the direct rays of the sun for an extended period of time. If pipe is not to be installed shortly after delivery to the job site, it stored in a shaded location and strung as needed.

5.1.2. PVC Pipe Jointing

Pipe shall be joined with slip-type joints with rubber gaskets. Pipes with bells shall have all part of the bell, including the gasket groove, made from the same extruded piece, integral with the pipe, and shall be thickened to meet standard dimension ratios of wall thickness to outside diameter. The gasket groove shall be constructed such that gasket roll-out will not occur. Rubber gasket shall conform to ASTM 1869. The pipe manufacturer shall have an experienced representative on the job for a minimum of one day at the commencement of joining and laying operations. Joint lubricant shall be of a type recommended by the manufacturer for their pipe subject to the ENGINEER's approval. Lubricant shall be water soluble, non-toxic and have no objectionable properties.

5.1.3. PVC Couplings

Where PVC couplings are used, they shall be of the same material as the pipe and may be of the molded, or extruded type. PVC couplings shall have a minimum rating of 200 psi for continuous operation at 73.4 degrees F. Ductile iron fittings are required for Class 250 PVC installations.

VIII-AA-9

5.1.4. Fittings

5.1.4a. Cast Iron

Cast or ductile iron mechanical joint type fittings with appropriate adapters may be used with PVC pipe. All such fittings shall be approved by the pipe manufacturer, and complete data sent to the ENGINEER, including the manufacturer's approval, for review. Fittings shall comply with AWWA C-110 or C-111 and shall be manufactured for the size and pressure class of the line on which they are used. Use of transition gaskets will not be allowed unless specifically approved by the pipe manufacturer.

5.1.4b Payment

The cost of fittings, rings and all associated connecting costs for all fittings shown on the plans shall be included in the unit cost per foot of pipe. Payment for extra PVC or cast iron fittings not shown on the plans but requested or approved by the ENGINEER shall be at fitting cost plus \$4.00 per inch of largest nominal fitting diameter.

5.1.5. Service Connections

All service connections on PVC lines shall be made by means of tees, factory tapped couplings, or bronze service clamps manufactured specifically for use with PVC pipe, with Mueller threads, Mueller Catalog No. H-134 or approved equal. Whenever possible, corporation stops shall be installed in plastic lines before conducting hydrostatic tests. Service lines shall have the same pressure rating as its main line. The specifications for Copper and PVC service lines are contained else where in this section.

5.02 Municipal Polyvinyl Chloride (MPVC) Pressure Pipe

This specification covers the requirements for AWWA approved Polyvinyl Chloride Pressure Pipe for water supply and distribution systems.

5.2.1. MPVC Pipe

MPVC pipe shall meet the requirements of AWWA C900-75, latest revision, "Standard for Polyvinyl Chloride (PVC) Pressure Pipe, 4" through 12" for Water" and shall be furnished in cast iron pipe equivalent outside diameters with rubber-gasketed separate couplings.

MPVC pipe and couplings shall be made from Class 12454-A or Class 12454-B virgin compounds as defined in ASTM D-1784. The standard code designation shall be PVC 1120. The PVC compounds shall be tested and certified as suitable for potable water products by the NSF Testing Laboratory and shall carry the NSF approval marking.

Solvent-cement couplings or joints shall not be used. PVC joints using elastomeric gaskets shall be tested as assembled joints and shall meet the laboratory performance requirements specified in ASTM D-3139.

VIII-AA-10

Pipe and couplings shall be pressure Class 100, DR 25 (Dimension Ratio), pressure Class 150, DR 18, or pressure Class 200, DR 14 as shown on the plans or the bid form.

Pipe and couplings shall be marked as follows:

- a. Nominal size and OD base.
- b. Material code designation (PVC 1120).
- c. Dimension ratio number.
- d. AWWA pressure class.
- e. AWWA designation number (AWWA C900).
- f. Manufacturers name or trade-mark and production record code.
- g. Seal of the NSF Laboratory.

Pipe and couplings shall meet or exceed the following test requirements:

<u>Sustained Pressure</u>	<u>ASTM D-1598 (1000 Hrs.)</u>
<u>DR</u>	<u>Sustained Pressure</u>
14	650 psi
18	500 psi
25	350 psi
 <u>Burst Pressure</u>	 <u>ASTM-1599 (60-70 seconds)</u>
<u>DR</u>	<u>Minimum Burst Pressure</u>
14	985 psi
18	755 psi

Hydrostatic Integrity - Each standard and random length of pipe shall be proof-tested at four times its rated class pressure for a minimum of 5 seconds. Bells or couplings shall be tested with pipe.

Flattening - The pipe shall not split, crack, or break when tested by the parallel-plate method as specified by ASTM D-2241.

Extrusion quality - The pipe shall not flake or disintegrate when tested by the acetone-immersion method as specified in ASTM D-2241.

Standard length - Pipe shall be furnished in standard laying lengths of 20 ft. + 1 in. A maximum of 15 percent of each pipe size may be furnished in random lengths of not less than 10 feet each.

5.2.2. MPVC Pipe Jointing

Pipe shall be joined with slip-type joints with rubber gaskets. Procedures shall be as recommended by the manufacturer and as described for PVC pipe in this section.

VIII-AA-11

5.2.3. Fittings

Fittings for municipal PVC shall be cast-iron or ductile iron only. Either mechanical joints may be used. Fittings shall be manufactured for the size and pressure class of the line on which they are used and shall comply with AWWA C-110 or C-111.

5.2.4. Service Connections

Service connections shall be made by means of bronze service clamps manufactured specifically for use with municipal PVC pipe. Clamps shall be Mueller Catalog No. 11-161 or approved equal.

5.03 Cast Iron Pipe

These specifications cover cast iron pipe 3 inch diameter and greater to be used in water transmission systems with mechanical joints, rubber ring slip type joints or flanged joints.

5.3.1. General - Gray cast iron pipe shall be designed in accordance with AWWA H1, (ASA A21.1) and for pressures and conditions as stated in these specifications.

Cast iron pipe shall be centrifugally cast and conform to AWWA C-106 for metal molds and C-108 for sand-lined molds. Mechanical joints shall conform to AWWA Specification C-111 (ASA A21.11.)

5.3.2. Metal Design Strength-

Minimum Bursting Tensile	21,000 psi
Minimum Modulus of Rupture	45,000 psi
Maximum Modulus of Elasticity	10 million psi

5.3.3. Minimum Nominal Thickness

The specific wall thickness will be determined for the given internal and external loading requirements in accordance with ASA Specification A21.1 (AWWA H1). The class of pipe required will be shown on the plans and/or bid documents. All pipe used for potable water service shall be cement-lined.

5.3.4. Lengths

Pipe may be furnished in 12, 16, 16 ½, 18 or 20 feet nominal laying lengths.

5.3.5. Tests

Hydrostatic and acceptance tests shall be in accordance with AWWA Specification C-106 for "Cast Iron Pipe Centrifugally Cast in Metal Molds" or C-108 for sand molds. The ENGINEER shall be provided with five (5) copies of each of the following tests for each contract involved:

- a. Talbot strip test.
- b. Ring and full length bursting tests.

VIII-AA-12

- c. Chemical analysis of pipe.
- d. Certification that pipe was hydrostatically tested.

Any pipe not meeting the AWWA Specifications quoted above shall be rejected in accordance with the procedure outlined in the particular specification.

5.3.6. Marking

The net weight, class or nominal thickness and sampling period shall be marked on each pipe.

5.3.7. Pipe Joints for Gray Iron Pipe

Pipe joints shall be mechanical joint, rubber ring slip joint, flanged, or locked mechanical joint as specified in Section IX.

Mechanical joints are to be furnished according to AWWA Specifications C-III. All pipe joints must be furnished complete with all accessories. Mechanical joint bolts and nuts shall be of alloy cast iron or alloy steel (Corten type such as U.S. Alloy) or approved equal. Rubber gaskets shall be made of plain first grade rubber, free of imperfections and porosity. Hardness shall be 70 to 75 durometer.

Rubber ring slip joints shall be equal to AWWA C-111-64 or latest revision. The joints shall be of the following materials:

5.3.7a. Rubber ring gasket compressed in groove in bell of pipe.

5.3.7b Beveled spigot end of pipe for initial centering into rubber gasket in bell.

Locked mechanical joints shall be equal to Clow Corporation's "Locked Mechanical Joint". All items used for jointing pipe shall be furnished with the pipe and tested before shipment. The joints shall be made with tools and lubricant in strict conformity with the manufacturer's instructions. Three (3) copies of such instruction shall be delivered to the ENGINEER at start of construction.

5.3.8. Lining and Coating Gray Iron Pipe

All cast iron pipe for water service shall be bituminous coated outside and cement lined with seal coat on the inside per the above specifications. Cement mortar lining and bituminous seal coat inside shall conform to ANSI 21.4.-64 (AWWA C-104-71).

5.3.9. Mechanical Joint, Rubber Ring Slip and Flanged Joints Fittings

Cast iron mechanical, rubber ring slip and flanged joints shall conform to ASA Specifications A21.10 (AWWA C-110) for centrifugally cast iron water pipe. Mechanical joints shall also conform in all respects to ASA 21.11 (AWWA C-111). Fittings shall be manufactured for the size and pressure class of the pipeline in which they are to be used. Fittings shall be bituminous coated outside and lined on the inside same as the line on which they are installed.

5.3.10. Cast Iron Flanged Pipe and Special Coupling

5.3.10a. Flanged Pipe

All cast iron flanged pipe shall have flanges faced and drilled, 125 pound in accordance with ASA A21.10 (AWWA C- 110) unless otherwise specified. Flanges may be cast integrally with the pipe or they may be screwed on specially designed long hub flanges, refaced across both face of flange and end of pipe. Flanged pipe shall be in accordance with ASA A21.6 (AWWA C-106) Specifications, latest revisions, and be the class called for on the plans or bid forms. Where plain ends of flanged and plain end pipe fit into mechanical joint bells, centrifugally cast pipe shall be used. Flanged pipe for water service shall be cement lined and bituminous coated the same as written herein for bell-joint pipe.

5.3.10b. Special Coupling

Flexible couplings for flanged pipe shall be a mechanical joint cast to a special flanged joint using a neoprene O-ring in place of the usual 1/16 inch rubber ring gasket. The mechanical bell and special flanged joint piece shall be of high grade gray cast iron (ASTM A48-56), AWWA C-100-54T) with bolt circle, bolt size and spacing or ASA Specifications. Mechanical joint follower flange shall be of ductile iron ASTM A399 or malleable iron ASTM A47, Grade 35018 or 32510, latest revision, with high strength/weight ratio design.

Bolts shall be fine grained high tensile malleable iron with malleable iron hexagon nut. Stainless steel nuts shall be used in vaults and wet wells. Where pressures may exceed 20 pounds, anchor studs shall be included with spigots of pipes connected drilled to receive ends of studs.

5.4 Ductile Iron Pipe

These specifications cover ductile iron pipe (3 inch diameter and greater) to be used in water transmission systems with mechanical joints, rubber ring slip type joints or flanged joints.

5.4.1. General

Ductile iron pipe shall be designed in accordance with AWWA 113 (ASA A21.50) and for pressures and conditions as stated in these specifications or called for on the plans. Ductile cast iron pipe shall conform to AWWA C-151 (ASA A21.51).

5.4.2. Minimum Nominal Thickness

The specified thickness will be determined for the given internal and external loading requirements in accordance with ASA A21.50. The class of pipe, wall thickness, and coatings required will be shown on the plans or the bid form for all ductile iron pipe installation. Ductile iron pipe will normally be class 2 for fill depths up to 16 feet and pipe diameters up to 12 inches.

5.4.3. The requirements for cast iron pipe shall also apply to ductile iron pipe with regard to lengths, tests, marking, joints, fittings, and lining or coatings. All ductile iron pipe used for potable water service shall be cement-lined and bituminous coated as specified for cast-iron pipe.

VIII-AA-14

5.05 Copper Pipe and Fittings

These specifications govern the use of copper pipe where it is required for interior or exterior use.

5.5.1. Inside, Rigid with Solder Joint Connections

Small piping inside structures shall consist of standard copper tubing for water; Type "L" for general plumbing purposes. All fittings shall be "solder joint connection" cast or wrought bronze for water service for inside diameter of pipe size given. All stops, valves, hose bibs, and unions shall be made with same joints or threaded inside pipe standard, and be of brass or copper. Use 95-5 tin-antimony solder for "solder joints".

5.5.2. Outside, Underground Tubing with Compression Joints

Small piping in the ground shall be of standard soft copper tubing for water service pipe, ASTM Specifications B-88, Type "K", with bronze fittings, stops, and valves having compression connections for flared copper tubing.

5.06 Galvanized Threaded Steel Pipe and Galvanized Threaded Malleable Fittings

Galvanized threaded steel pipe shall be equal to "National" standard galvanized pipe in strength, coating, chemical and physical properties, threads and thickness, as manufactured by the National tube Company, Pittsburgh, Pennsylvania. Fittings shall be equal to Crane's standard malleable galvanized iron fittings in case of pressure lines and Crane's cast iron threaded drainage fittings in case of drains. Cast iron pipe may be substituted for galvanized pipe where authorized by the ENGINEER.

5.07 Black Steel Pipe

Pipe for natural or bottle gas service shall be black steel pipe, Schedule 40, threaded connections for use inside buildings. It is to be coated with "Trucoat" or equal when used outside in ground.

5.08 Threaded or Welded Steel Air and Gas Pipe

Air piping shall be beveled for welding or, upon the ENGINEER's approval, be threaded and coupled. In either case, pipe 3 inches and over shall be seamless or electric weld type. Pipe less than 3 inches may be seamless, steel butt weld, or electric weld type. All air or gas pipe installed under this contract shall comply with the latest revision of ASTM Specification A-53, Grade "B" for air, and American Petroleum Institute Standards 5 L, for gas, latest revision, as applicable to the threaded or welded joint pipe. Threaded steel pipe shall be furnished with couplings "handling tight".

5.8.1. Manufacturer's Stamp and API Monogram

Each length of pipe installed under this contract shall be stamped or marked with manufacturer's name, type of pipe, pipe length and API monogram.

5.8.2. Weights, Dimensions and Test Pressures

All piping installed under this contract shall conform to the following minimum specification:

VIII-AA-15

<u>Nominal Size,</u> <u>Inches</u>	<u>Wall Thickness,</u> <u>Inches</u>	<u>Weight</u> <u>Lb./Ft.</u>	<u>Test Pressure</u> <u>psi, Minimum</u>
1	0.133	1.68	700
¼	0.140	2.27	1100
½	0.145	2.72	1100
2	0.154	3.65	1100
3	0.216	7.58	1100
4	0.237	10.79	1300
6	0.280	18.97	1300

5.09 River Crossing Pipe

River crossing pipe shall be Clow Ball Joint Pipe, or equal. Pipe shall meet all provisions of ASA Specifications A-21.6. Pipe bells and glands shall be 70-50-05 ductile iron with suitable rubber sealing gaskets.

5.10 Polyethylene Plastic Pipe

Polyethylene plastic pipe for use as service lines in water distribution systems shall have copper tube size outside diameter, meeting ASTM D-2737. Pipe shall rated for 200 PSI working pressure unless a higher rating is called for in the plans. Pipe shall meet all applicable provisions of the Commercial Standards and shall bear the National Sanitation Foundation (NSF) seal of approval. Polyethylene connections shall be made by compression fittings only.

5.11 Restrained Joint PVC

Restrained Joint PVC for use for bridge crossings in water distribution systems shall meet ASTM D-2241. Pipe shall be Class 12454B rated for 250 psi; (SDR17) unless a higher rating is called for in the plans. Pipe shall be extruded from Type 1, Grade 1 material. Pipe shall meet all applicable provisions of the Commercial Standards and shall bear the National Sanitation Foundation (NSF) seal of approval. Couplings shall consist of rubber gasketed PVC couplings with nylon splines. Coupling shall provide a locked joint which will not pull apart under pressure conditions. This is accomplished by inserting a nylon spline through the spline hole in the assembled joint which engages with the spline groove in the pipe end. Rubber rings shall meet ASTM F-477, Standard Specification for elastomeric seals (gaskets) for joining PVC pipe.

All pipe material shall be, Certainteed PVC Yelomine Pressure Pipe (IPS), tapered end with Certa-Lok coupling and two gaskets or approved equal.

VIII-AA-16

PART 6 - PIPE LAYING

6.01 General

Proper instruments, tools and facilities satisfactory to the ENGINEER shall be provided and used by the CONTRACTOR for the safe and convenient prosecution of the work. Each pipe manufacturer shall have an experienced representative on the job for at least one day at the commencement of jointing and laying operations.

Before any length of pipe is placed in the trench, a careful inspection shall be made of the interior of the pipe to see that no foreign material is in the pipe. In order to properly remove any foreign materials, a swab of necessary length is to be available at all times.

All pipe shall be lowered carefully into the trench, properly aligned and properly jointed by use of suitable tools and equipment, in such manner as to prevent damage to water line materials and protective coatings and linings. Excessive scratching of the exterior surface of the pipe will be cause for rejection of the pipe.

Under no circumstances shall pipeline materials be dropped or dumped into the trench. The pipe and fittings shall also be inspected for the purpose of determining if they are sound and free from cracks. Laying of pipe shall be commenced immediately after excavation is started. Pipe shall be laid with bell ends facing in the direction of laying.

When pipe laying is not in progress, the open ends of pipe shall be closed by approved means to prevent entrance of trench water into the line. Whenever water is excluded from the interior of the pipe, adequate backfill shall be deposited on the pipe to prevent floating. Any pipe which has floated shall be removed from the trench and re-laid as directed by the ENGINEER. No pipe shall be laid in water or on frozen trench bottom or whenever the trench conditions or the weather are unsuitable for such work.

If any defective pipe and fittings shall be discovered after the pipeline is laid, they shall be removed and replaced with a satisfactory pipe or fitting without additional charge to the OWNER. Open ends of unfinished pipelines shall be securely plugged or closed at the end of each day's work or when the line is left temporarily at any other time.

6.02 Laying Cast Iron Pipe or Ductile Iron Pipe

Cast or ductile iron bolted joint, rubber ring slip joint, and ball and socket river crossing pipe shall first be thoroughly cleaned at joints, then joined according to instructions and with tools recommended by the manufacturer. Three (3) copies of instructions shall be furnished the ENGINEER and one (1) copy shall be available at all times at the site of the work. The lining inside cast iron or ductile pipe must not be damaged by handling.

All pipes must be forced and held together, or "homed" at the joints, before sealing or bolting. Pipe must be aligned as each joint is placed, so as to present as nearly true, straight lines and grades as is practical, and all curves and changes in grades must be laid in such a manner that the manufacturer's recommended maximum deflection is not exceeded at any joint.

VIII-AA-17

Cutting of pipe may be done by wheeled pipe cutters or saws, or by hammer and chisel, as the CONTRACTOR may elect, but the CONTRACTOR will be held responsible for breakage or damage by careless cutting or handling.

Cast iron or ductile iron pipe four (4) inch diameter and larger, shall be laid on an evenly spread and compacted crushed stone cushion four (4) inches deep above bottom of trench uniformly supporting the pipe. Six (6) inches of crushed stone bedding shall be used in rock. When cast iron or ductile iron pipe less than four (4) inch diameter is used, granular compacted earth may be substituted for crushed stone. Sufficient space (limited to 2 feet longitudinally) shall be left out of 4 or 6 inch custom for tightening of bolts where bolted joints are used. No pipe shall be laid resting on rock, blocking, or other unyielding objects. Jointing before placing in trench, and subsequent lowering of more than one section jointed together may be allowed, subject to the ENGINEER's approval and direction.

When using pipe with push-on joints, care must be exercised to make certain that the correct gasket is being used for the type of joint installed and that the gasket faces the proper direction. Before inserting the gasket, the groove and bell socket should be carefully cleaned of all dirt. If sand or dirt is permitted to remain in the groove, leaks may occur. Lubricant must be applied to bell socket, gasket and plain-end of pipe as required by manufacturer. Plain-end must be beveled before joint is made. Deflection required at the joint shall be obtained after the joint is made. Bell and spigot pipe with caulked joints may be used for special cases only.

Where this type of pipe is required the joints shall be made as described in this paragraph. After placing a length of pipe on the prepared grade in the trench, the yarning material shall be held around the bottom of the spigot end of the next length so that it will enter the bell of the previously laid pipe as the pipe is shoved into position. The spigot shall be centered there with earth carefully tamped under and on each side of it, excepting at the bell holes. Care shall be taken to prevent dirt from entering the joint space. Two or more joints of pipe shall be in place ahead of each joint before it is poured. Yarning material for bell and spigot joints shall be rubber rings, or treated paper rope. Joint material for bell and spigot pipe, unless otherwise shown on the drawings, shall be of the sulfur compound type "Leadite", "Mineralead", or approved equal. Jute shall not be used for joint material. Yarning material shall be thoroughly caulked into the joint to ensure centering of the spigot and within the ball and prevent loss of molten joint material into the interior of the pipe, but in no event shall a depth of less than 2-1/2 inches be left for the joint compound. Each length of material shall be such as to pass completely around the pipe and provide a lap of two inches. Joint compound shall be heated in accordance with the directions of the manufacturer, care being taken to prevent under and over heating and burning. Joints shall be run with the aid of a runner and metal pouring gate thoroughly clayed to the pipe to prevent the molten compound from breaking out of the joint. Each joint shall be run full to the top of the pouring gate in one continuous pour. Material contained in the pouring gate when it is cut free from the joint may be reused. No joint shall be run in a wet trench and no water shall be allowed to come in contact with the joint until it is thoroughly hardened. If, upon inspection by the ENGINEER, imperfect joints are disclosed, the compound shall be cut out or otherwise removed and the joint re-run.

6.03 Laying Plastic Pipe

The trench bottom must be smooth and uniform and the alignment must conform with the plans. Bedding and cover as specified herein and shown in the Standard Details is required.

VIII-AA-18

To make a clean and unobstructed joint, it is necessary to wipe the ring, groove and pipe spigot free from all foreign materials at the time of assembly (welded joints will be allowed only in special cases and will be required as shown on the plans). the ring must be positioned properly in the fitting to receive the pipe by a worker who is not in contact with the lubricant. In general, the lubricant is applied to the spigot (not the ring or groove.) However, the manufacturer's instructions are to be followed in all cases. Only an approved lubricant may be used in accordance with the manufacturer's recommendations. All plastic pipe shall be joined by hand.

Where good bedding conditions are attained, PVC pipe smaller than four inches may be assembled outside the trench in longer sections (as conditions allow) and then lowered into the trench. At any time when improper bedding is discovered or the pipe is severely deflected the pipe will be removed from the trench and the condition corrected. Pipe in sizes 4 inch and above may be assembled outside the trench but must be lowered into the trench as each joint is assembled. Regardless of installation methods of couplings must be inspected after laying in trench for proper insertion and alignment. Field cuts and bevels will be allowed in accordance with the manufacturer's recommendations for these operations.

A new reference mark shall be installed before joining any field cut pipe. The same requirements for clearance from rock or other objects, thrust blocking and deflections shall apply to PVC pipe as for other pipe materials. Municipal PVC pipe of all sizes must be assembled in the trench in strict accordance with the manufacturer's requirements.

6.04 Installing Flanged or Threaded Pipe and Fittings

The CONTRACTOR shall clean off all rust and dirt and paint all threads with red lead, before assembling. This pipe shall be installed by skilled pipe men, with flanges and pipes plumb and level, showing no leakage. Unions shall be included to allow for the taking down of all runs of pipes. All valve operating devices shall be in locations and of types shown on the plans. They shall be accurately plumbed, leveled, supported and braced for smooth operation.

6.05 Installing Copper Pipe and Fittings

Exterior copper pipe shall be laid of Type K pipe, with compression fittings. Joints shall be neatly reamed and flared and joints drawn up firmly. Pipe shall have at least 30-inch cover under regrade. Joints shall be tested before backfilling and all leakage stopped.

Interior pipe shall be installed of Type L copper, with sweat joint fittings. Pipe shall be tested and all leaks stopped. Pipe shall show no dents or bends. Sweat joints shall present a neat appearance. Pipe shall be parallel to walls, floors and ceilings with unions near beginning of all runs and branches. Pipe shall be secured to walls and ceiling by clamps and hangers manufactured for the purpose. Strap hangers are not acceptable. Unions and valves shall be placed on each outlet to facilitate dismantling and shutting off.

Wherever copper pipes pass through walls or floors, they shall have wrought or cast iron sleeves, so that they may be removed. See "Standard Details" in the plans for detailed specifications on joints to walls and floors. Pipes passing through structural beams shall be placed as near as possible to bottoms of floor slabs in the center of the span. Copper pipe must be installed by an experienced

VIII-AA-19

plumber.

Yard hydrants must be installed by the CONTRACTOR, in locations shown on the drawings. Care shall be exercised to obtain true vertical setting with exposed portions as near uniform as practicable. In excavating for yard hydrants, a hole at least 1 foot square must be dug to a depth of at least 12 inches below grade of pipe trench. This hole must be immediately below hydrant and filled with broken stone to a depth of 18 inches from bottom of hole. The excavation below bottom of yard hydrant shall be omitted where rock is encountered and 1-1/2 cubic feet of crushed rock backfill about the base of the hydrant will be used.

There shall be installed ahead of water outlet on all plumbing and water lines 1-1/2 inches and smaller in size, an all brass gate valve and a union between the valve and outlet connection or fixture.

6.06 Thrust Blocking and Anchorage

All angles or bends in the pipeline, either vertical or horizontal, shall be braced or anchored against the tendency of movement with concrete thrust blocking per the Standard Details, or approved equivalent joint harness or anchors to the satisfaction of the ENGINEER. Where joint harness is used, all component parts shall be stainless steel. Concrete thrust blocking or joint harness materials shall be considered incidental to the expense of installing the line and shall be included in the unit price bid for the pipeline. No separate payment will be made for these items.

Thrust blocks for plastic pipe will not be attached to couplings. Where thrust blocks are used for extra fittings ordered by the ENGINEER, payment shall be made using the bid price for Class "E" concrete and the thrust block dimensions shown in the Standard Details. This payment shall cover all work required for extra thrust blocks.

6.07 Testing Pressure Lines

The CONTRACTOR will be required to test all pipelines and appurtenances with water at pressure class of pipe installed. The pipe shall be slowly filled with water, care being taken to expel all air from the pipes. If necessary, the pipe shall be tapped at high points to vent the air. Pressure at least equal to 150 PSI (or the operating pressure if higher) as measured at the point of lowest elevation shall be applied for not less than one hour and all pipes, fittings, valves, hydrants and joints shall be carefully examined for defects or leakage. Any observed leakage shall be corrected.

The pipe pressure must be held at 150 PSI for one hour before beginning the test for leakage. No pipe shall be accepted unless or until the leakage, determined by this test, is less than 10 U.S. gallons over 24 hours, per mile, per inch nominal diameter of pipe. The leakage test shall be applied to the pipe for a period of not less than 4 hours.

The test shall be made between valves as far as practical in sections of pipe approximately 1,000 to 3,000 feet in length as may be directed by the ENGINEER and shall, in general, be made within twelve working days of the completion of each section of line.

To determine the rate of leakage, the CONTRACTOR shall, as required, furnish a suitable pump,

VIII-AA-20

pressure gauge and water meter or other appliance for measuring the amount of water pumped. The instrument used to measure leakage shall be tested for accuracy as frequently as directed by the ENGINEER. The CONTRACTOR shall furnish all necessary labor and materials to make the test and to perform any work incidental thereto.

Where it is impractical to test between the valves, the CONTRACTOR shall as directed, at his own expense and cost, temporarily place caps and plugs on the lines and test sections of the new line.

Wherever practicable, corporations stops and service lines shall be installed before testing. If these items are installed after the main is tested, then a visual inspection of the tap and service line must be permitted while under pressure before backfilling service line.

Where any section of the main is provided with concrete reaction blocking, the hydrostatic pressure test shall not be made until at least five days have elapsed after the concrete reaction blocking was installed. If high early strength cement is used in the reaction blocking, the hydrostatic pressure test shall not be made until at least two days have elapsed.

Should there be leakage over the allowable amount, the CONTRACTOR will be required to locate and repair the leaks and retest the section. It is suggested, but not required, that the CONTRACTOR have a geophone (underground listening device) on the job at the time of testing.

If the leakage of the section of pipeline being tested is below the allowable amount, but leakage is obvious in the opinion of the ENGINEER, due to water at the surface of the ground, or by listening the leak can be heard underground with a geophone, or any other means of determining a leak, the CONTRACTOR will be required to repair these leaks.

The CONTRACTOR shall furnish a meter or suction tank, pipe test plugs and by-pass piping and make all connections for conducting the above tests. The pumping equipment used shall be centrifugal pump, or other pumping equipment which will not place shock pressures on the pipeline. Power plunger or positive displacement pumps will not be permitted for use on closed systems for any purpose.

Inspection of pipe laying shall in no way relieve the CONTRACTOR of the responsibility for stopping leakage or correcting poor workmanship.

6.08 Backfilling

Backfilling must be started as soon as practicable after pipe has been laid and joints hardened sufficiently, and jointing and alignment approved. Spading of crushed rock, sand, or mechanical tamping of earth, around pipe (as specifically required) between joints shall be the usual procedure as the laying progresses. This is in order to avoid danger or misalignment from slides, flooding or other causes. The ENGINEER shall be given a minimum of 24 hours for inspection before backfilling. The backfill shall be crushed rock, sand, or finely divided earth free from debris, organic material and stones, placed simultaneously on both sides of pipe to the same level by hand.

The backfilling of the lower part of the trench beginning at the top of the bedding, the backfill material shall be carefully and solidly tamped by hand or approved mechanical methods in 6 inch

VIII-AA-21

layers around the pipe and up to a point 8 inches higher than the top of the pipe. For PVC only the backfill shall be select material and may be walked-in. Walking or working on the completed pipeline, except as necessary in tamping or backfilling, shall not be permitted until the trench has been backfilled to a point one diameter higher than the top of the pipe. The filling of the trench and the tamping of the backfill shall be carried on simultaneously on both sides of the pipe in such a manner that the completed pipeline will not be disturbed and injurious side pressures do not occur.

After the above specified backfill is hand placed, rock may be used in the backfill in pieces no larger than 18 inches in any dimension and to an extent not greater than one-half (1/2) the backfill materials used. If additional earth is required, it must be obtained and placed by the CONTRACTOR. Filling with rock and earth shall proceed simultaneously, in order that all voids between rocks may be filled with earth. Above the hand placed backfill, machine backfilling may be employed without tamping, (if not contrary to specified conditions for the location) provided caution is used in quantity per dump and uniformity of level of backfilling. Backfill material must be uniformly ridged over trench and excess hauled away, with no excavated rock over 1-1/2 inch in diameter or pockets of crushed rock or gravel in top 6 inches of backfill. Ridged backfill shall be confined to the width of the trench and not allowed to overlap onto firm original earth and its height shall not be in excess of needs for replacement of settlement of backfill. All rock, including crushed rock or gravel from construction, must be removed from yards and fields. Streets, roadways and walks shall be swept to remove all earth and loose rock immediately following backfilling.

In the case of street, highway, railroad, sidewalk and driveway crossings or within any roadway paving or about manholes, valve and meter boxes, the backfill must be machine tamped in not over 4-inch layers, measured loose in accordance with the Standard Details. Where backfill is under paved driveways, streets, highways, railroads, sidewalks, paved parking areas and other areas where settlement is not allowed, crushed stone or coarse sand backfill only shall be used up to the paving surface. Crushed stone shall be Kentucky Department of Highways Standards Specification No. 78 or finer. Tunnels shall be backfilled in not over 3-inch layers, measured loose, with selected material suitable for mechanically tamping. If material suitable for tamping cannot be obtained, sand, gravel or crushed rock (No. 78) shall be blown, packed or sluiced to completely fill all void spaces.

Coarse sand backfill shall be spread in layers not over 4 inches thick and thoroughly compacted. Sand may be moistened to aid compaction.

Where local conditions permit, pavement shall not be placed until 30 days have passed since placing backfill. Crushed stone as specified for roads and parking areas and sidewalks or their bases shall be placed and compacted to the top of trench. Backfill shall be maintained easily passable to traffic at original ground level, until acceptance of project or replacement of paving or sidewalks. CONTRACTOR should refer to Section AC of these specifications for procedures to be followed in replacing pavement.

Where the final surfacing is to be crushed stone, compacted earth backfill may be used in the trench to within 6 inches of the top as shown in the Standard Details.

Railroad Company and Highway Department requirements in regard to backfilling will take precedence over the above general specification where they are involved.

VIII-AA-22

Excavated materials from trenches and tunnels in excess of quantity required for trench backfill shall be disposed as shown on the plans or as directed by the ENGINEER.

The CONTRACTOR shall protect all sewer, gas, electric, telephone, water and drain pipes or conduits, power and telephone poles and guy wires from danger of damage while pipelines are being constructed and backfilled, or from danger due to settlement of the backfill.

In case of damage to any such existing structures, repair and restoration shall be made at once and backfill shall not be replaced until this is done. In all cases, restoration and repair shall be such that the damaged structure will be in as good condition and serve its purpose as completely as before uncovering and such restoration and repair shall be done without extra charge.

Before completion of contract, all backfill shall be reshaped, holes filled and surplus material hauled away, and all permanent walks, street, driveway and highway paving, and sod, replaced (if such surface replacement items are included in the contract) and reseeding performed.

The CONTRACTOR shall be responsible for clean-up, grading, seeding, sodding or otherwise restoring all areas that he disturbs within the work limits of other contractors on this project.

Any deficiency in the quantity of material for backfilling the trenches or for filling depressions caused by settlement, shall be supplied by the CONTRACTOR.

6.09 Tie-Ins to Existing Pipelines

The water main shall be installed, pressure tested, sanitized and flushed prior to installing water service re-connects.

This work shall consist of connecting new water pipes to the existing system where shown on the plans and shall include the necessary fittings, tapping sleeves, valves and necessary equipment and material required to complete the connection.

Knowledge of pipe sizes in the existing system may not be accurate, therefore, it is recommended that the CONTRACTOR check outside diameters of existing pipe and types of pipe prior to ordering the required accessories. No additional payment will be allowed for machining pipe and/or accessories when the proper size is not ordered.

Neither the OWNER nor the ENGINEER can guarantee the location of the existing lines. The CONTRACTOR shall verify the location of all existing water mains and valves pertaining to the proposed improvements before excavation is started.

The necessary regulation or operation of the valves on existing mains, to allow for the connections being made, shall be supervised by the ENGINEER. Before shutting down an existing water main or branch main for a proposed connection, prior approval for a specific time and time interval shall be obtained from the OWNER. At no time shall an existing main be shut without the OWNER's knowledge and permission.

Excavation to existing water mains shall be carefully made, care being exercised not to damage the

VIII-AA-23

pipe. The excavation shall not be of excessive size or depth beneath the pipe. The sides of the excavation shall be as nearly vertical as possible.

The CONTRACTOR shall be responsible for any damage to the existing system and any such damage shall be repaired to the satisfaction of the ENGINEER at the CONTRACTOR's expense.

The CONTRACTOR shall verify, by field inspection, the necessary sizes, lengths and types of fittings needed for each inter-connection. Typical connections are shown on the plans and any modifications or changes shall be subject to the approval of the ENGINEER. The exact length of the proposed water main needed for this work shall also be determined by field measurement as required. The probing required to locate existing mains is not a separate pay item.

6.10 Pipe Entering Structures

Cast iron, steel, or PVC pressure pipe, 4-inch diameter or larger, entering structure below original earth level, unsupported by original earth for a distance of more than six (6) feet, shall be supported by Class E concrete, where depth of such support does not exceed three (3) inches in accordance with the Standard Details. All other pressure pipe entering buildings or basins below original earth level, which have more than 3 feet span between wall and original earth and having a cover of more than 24 inches of earth, or under roadway, shall be supported as shown on Standard Detail drawings, in order to prevent breakage from settlement of backfill about the structure. Concrete and reinforcing steel for such supports are to be included in the unit price of work to which it is subsidiary, and not as extra concrete. Pipe entering structures shall have flexible joint within 16 inches of exterior of structure.

6.11 Ownership of Old Materials

6.11.1 Pipe

Unless otherwise indicated, all existing pipe that is to be abandoned that interferes with construction or is easily removed shall become the property of the CONTRACTOR. All pipe that is not easily removed or not required to be removed as a result of the new construction, shall be abandoned in place by the CONTRACTOR.

6.11.2 Pipe Line Fittings and Appurtenances

All pipeline fittings, valves, hydrants and other like appurtenances that are removed as a result of a new construction shall be removed by the CONTRACTOR but shall become the property of the OWNER. All such fittings and appurtenances shall be delivered to a point by the CONTRACTOR. Said point shall be on the OWNER's property and shall be designated by the ENGINEER.

6.11.3 Other Material

All other material or items that are to be removed, demolished, or abandoned as a part of this contract shall become the property of the CONTRACTOR and shall be disposed of by him.

VIII-AA-24

PART 7 - MEASUREMENT AND PAYMENT

Payment for supplying, transporting and storing pipe, trenching, standard bedding, pipe installation, thrust-blocking, testing, backfilling, disinfection, seeding, crop damage, regular stream crossings, clean-up, tie-ins to other structures and other incidental items in this section shall be made on the basis of the unit price per lineal foot for the type and size of pipe installed. Excavation is unclassified. Mechanical joint, cast iron fittings (elbows, tees, etc.) are required. Payment will include all those items not specifically covered by another proposal. Pipe will be measured along the centerline of the pipe as installed with no deduction for valves and fittings. Final payment shall not be made prior to receipt of record drawings. The Contractor shall keep an accurate record of the location, size and material for all piping and changes in dimensions, and any other variations between the work actually provided and that shown on the Contract Drawings. The representation of such variations shall conform to standard drafting practice and shall include such supplementary notes, legends and details as may be necessary for legibility and clear portrayal of the construction. Upon completion, the Contractor shall have these drawings and records certified as to their completeness and correctness by his superintendent and deliver them to the Engineer. This requirement shall not be deleted regardless of the record keeping practices of the Engineer or the Owner. No final payment will be made without the receipt of the final record drawings from the Contractor.

Extra cast iron pipe fittings used with any type of pipe material where not shown on the plans and required by the ENGINEER will be paid for on the basis of \$10 per nominal diameter in inches plus the cost of the fitting. Otherwise, fittings shall be included unit price for pipe.

Where thrust blocks are installed for extra fittings, they shall be paid for on the basis of the Class "E" concrete unit price bid and the thrust block dimensions shown in the Standard Details. All other thrust blocks shall be included in the unit price bid for pipe installed.

Pipe installation is being bid as "Unclassified", therefore payment for any and all rock excavation must be included in the CONTRACTOR's unit price bid for pipe installed.

End of Section

**PART VIII
SECTION AB
TECHNICAL SPECIFICATIONS
INSTALLATION OF WATER LINE ACCESSORIES**

PART 1 - GENERAL

The CONTRACTOR is to supply and install all valves, hydrants, blowoffs and other equipment at the locations shown on the plans in complete accordance with these specifications.

PART 2 - GATE VALVES (THREE INCHES AND LARGER)

2.01 Underground

All underground gate valves shall be iron body, bronze-mounted non-rising stem, tar-coated outside and suitable for working water pressures of 200 PSI. Valves shall be of standard manufacture and of the highest quality both of materials and workmanship and shall conform to the latest revision of AWWA Specification C-500. Valves shall be furnished with bell, flanged or mechanical joint end connections suitable for connection to the pipe with which they are to be used.

Underground valves shall be nut operated, unless otherwise shown on the plans. CONTRACTOR shall furnish three standard stem iron wrenches for turning nut operated valves. All underground valves which have nuts deeper than 30 inches below the top of valve box shall have extended stems with nuts located within 2 feet of valve box cap.

The valve maker is to supply the ENGINEER, through the bidder, within one week after award is made, complete catalogs or other material giving complete details and dimensions of valves and accessories. The ENGINEER's approval shall be received by manufacturer prior to shipment of materials.

2.02 Housed

Gate valves, 3" and larger, for fabricated pipe systems shall be double-disc, parallel seat-type, iron body, flanged, fully bronze mounted with O-ring seals, tar-coated outside and suitable for working water pressures of 150 PSI. Valves shall be of standard manufacture and of the highest quality both of materials and workmanship and shall conform to the latest revision of AWWA Specification C-500. Unless otherwise shown on the plans, all housed gate valves shall be O. S & Y. Unless otherwise shown on the plans, all housed valves and valves in basins shall be handwheel operated. Handwheels shall have not less than the following diameters:

<u>Size Valves</u>	<u>Diameter</u>
3"	8"
4"	10"
6"	12"
8"	14"
10"	16"
12"	18"
14"	20"
16"	22"
18"	24"

Valve stand handwheels and handwheels on extended stems, shall have the same minimum diameters as those shown for handwheels directly on valves. Extension stems for O.S & Y valves shall be non-rising, with clamp to valve handwheel and hollow shaft for rising stem of valve, with adjustable cast iron guides per each ten (10) feet of extensions stem length. All extension stems shall be connected with suitable coupling castings for connection to and removal from valves and stands. Nuts and bolts on all extensions stem connections shall be stainless steel.

PART 3 - GATE VALVES (2-1/2" AND SMALLER)

Gate valves 2-1/2" and smaller to be installed in fabricated pipe systems shall be bronze body with handwheel. They shall have inside I.P. threads and be suitable for a minimum water working pressure of 150 PSI. Valves shall have a solid wedge gate.

Underground 2-1/2" and smaller gate valves shall be iron body, bronze mounted, double-disc, parallel seat, having bronze faces and disc rings, with wedge mechanism simple and direct. They shall be similar in all other ways to the larger valves.

PART 4 - CHECK VALVES

4.01 Mechanical

Check valves shall be swing gate type. All check valves shall be standard iron body with straightway passage of full pipe area when swing gate is open. The valve shall be of the outside lever weight-operating type with an adjustable closure rate. The valve must be tight seating and must operate without hammer or shock. The seat ring or lining must be renewable. The valve should be bronze-mounted and may contain a rubber or neoprene lining in accordance with the manufacturer recommendations.

4.02 Electric

Electric solenoid operated check valves shall be installed where shown on the plans. The check valve shall be of cast iron body and cover with all bronze or non-corrosive trim construction. The valve shall be flanged, faced and drilled to conform to 125 lb. ASA Standards. The required valve sizes are shown on the plans. The valve shall be constructed with a non-corrosive lining and a bronze piston. The pilot shall be three-way type, all bronze. The design of the valve shall be such as to prevent hammer and shock. Speed of valve closing and opening shall be adjustable. The valve shall provide full pipe line flow when open. The valve shall provide for emergency closing on electrical outage. It shall also provide manual control for opening main valve. The valve shall be as manufactured by the Golden-Anderson Valve Co., Figure No. 173-D for globe body or Figure No. 174-D for angle body.

The sequence of operation for the electric check valve shall be as follows:

A. Valve openings:

- ? Pump motor starter, three-way solenoid pilot, emergency solenoid pilot simultaneously energized by control circuit.
- ? Valve opens as pump reaches full speed.
- ? Limit switch contacts close interlocking with motor starter circuit.

B. Valve closing

- ? Three-way solenoid pilot de-energized by control circuit.
- ? Pump motor circuit and emergency solenoid pilot remain energized
- ? Valve starts to close, pump running.
- ? As piston nears its seat, limit switch contacts open, de-energizing pump circuit and emergency solenoid pilot.

In the event of a power failure, the motor starter circuit solenoid operated three-way pilot and the solenoid operated two-way pilot will become de-energized simultaneously. De-energizing both pilots simultaneously will cause the main valve piston to move rapidly to its seat. The speed of emergency closing is adjustable by regulating valve. The emergency closing speed is always at a faster rate than that of the normal closing speed.

The emergency sequence of operation would also pertain in the event of a motor under voltage, motor overload, or by depressing the emergency stop button if same is used.

PART 5 - AIR RELEASE VALVES

A valve designed to allow exhaust of small pockets of air from the water main while in use shall be installed where shown on the plans or where directed by the ENGINEER. The air release valve shall have a 3/4" iron pipe thread inlet, cast iron body construction, bronze trim, with all internal parts of stainless steel or bronze. The valve shall have an orifice size of 5/64" or greater. Valves shall be suitable for a working water pressure of 150 PSI. The air release valve shall be mounted on 3/4", Schedule 80, galvanized steel riser pipe. The riser pipe shall be connected to the water main by use of a service clamp and a corporation stop as shown in the standard details. The riser pipe shall be connected to the water main by use of a service clamp and a corporation stop as shown in the standard details. The riser shall also have a 3/4", bronze gate valve with a tee-handle, solid wedge type, inside I.P. threads, suitable for a 150 PSI working water pressure. Equipment shall be as manufactured by Mueller, Ford, Crane, Valve and Primer or approved equal.

PART 6 - VALVE BOXES

All valves (gate, air release, check, etc.) installed underground shall be installed in an approved valve box. Each gate valve shall be installed in a vertical position with a valve box. Valve boxes shall be of a cast iron, two or three-piece, slip-type consisting of a base, a center section and a top section with a covered marked "water". Where valve box is constructed in a paved area, the box shall be a screw type box. The entire assembly shall be adjustable for elevation and shall be set vertically and be properly adjusted so that the cover will be in the same plane as the finished street surface (no more than 1/2" above ground in yards or pastures or 2" in unsodded areas.) The assembly must provide for the required cover over the pipe at the installation site and shall rest on concrete pads as shown in the Standard Details.

Air release valves will be installed in the same type of box as is used for meters. As described in these specifications the box may be cast iron, concrete, or concrete pipe. The box must allow for adequate cover over the pipe at the installation.

Check valves installed underground will be installed in the meter box type installation using concrete pipe and a meter box cover. The installation will utilize a suitable pipe diameter to accommodate the valve and accessories in accordance with the standard details. The box must allow for adequate cover over the pipe at the installation.

PART 7 - FLUSH HYDRANTS

Flush hydrants shall be installed in accordance with the details and the specifications at locations shown on the plans or as directed by the ENGINEER. In general, flush hydrants are located at the end of mains for the purpose of clearing the main of sediment, obstacles or impure water. The CONTRACTOR should refer to the Standard Details for flush hydrant installation.

PART 8 - HYDRANTS

All fire hydrants shall be of the compression type, with cast iron body, fully bronze-mounted, suitable for working pressure of 150 pounds per square inch and shall be in accordance with the latest specifications of the AWWA and the State Inspection Bureau. Hydrants shall have two 2-1/2" hose connections and a 4-1/2" steamer connection with National Standard threads.

Hydrants shall be constructed in a manner permitting withdrawal of internal working parts without disturbing barrel or casing. Hydrants shall have dry-top design and non-rising stem and be frost-proof. Valve, when shut, shall be reasonably tight if upper portion of barrel should be broken off. Waterway of hydrants shall be not less than 6" throughout and valve opening shall be at least 5 1/4" in diameter. There shall be no chattering under any conditions of operation. Each hydrant shall be tested to a hydrostatic pressure of 300 PSI with valve in both opened and closed position. The direction of opening shall be cast in the head of the hydrant. Hydrants shall be painted with one coat of red lead and two finishing coats of Koppers Ponkote Enamel for hydrants or approved equal, color to be selected by ENGINEER.

Hydrants shall have mechanical connection directly to lines. Valves supplied with hydrants shall have mechanical joints and may be connected directly to hydrant or may be on hydrant service as shown in the Standard Details. One operating and spanner wrench shall be furnished with each hydrant with a maximum of three provided on any one project. Extensions for extra depth shall be included in the cost of hydrants. One disassembly wrench shall be supplied for the project. Concrete thrust blocking, hydrant bedding and main line tee as shown in the Standard Details are to be included in the unit price for hydrant installation.

Hydrants shall be set so that outlets are not less than 15 inches above the ground, plumb and at a distance of 18 inches from the outside of the curb. If no curb exists, hydrant is to be set four feet from the property line or as shown on the plans.

PART 9 - SPECIAL PURPOSE VALVES

Pressure reducing valves sustaining valves, surge relief valves and other automatic, special-purpose valves which are to be installed as a part of the water line contract will conform with the details shown on the plans. The valves will be installed in water proof manholes or other structures as shown in the Standard Details and as described in the "Miscellaneous Structures" section of these specifications. These valves are to be hydraulically operated and of the self-contained differential-piston type. The valve body shall be cast iron of the globe or angle type. The valve is to be bronze fitted with renewable lining and seating components. The valve shall be pilot controlled and diaphragm operated. The valve shall be air and water cushioned to prevent hammer or shock. Bronze castings shall conform to ASTM B-62 and the cast iron body and lid shall conform to ASTM A-126, Class B.

Individual meter pressure reducing valves will be installed for individual services only where shown on the plans. These valves shall be a Mueller, Model No. H-90001, 3/4" Regulator No. 3 or approved equal, complete with a bronze strainer. Each regulator is to have an adjustable pressure range of 60-125 PSI and is to be set at 80 PSI or as shown on the plans or directed by the ENGINEER. These regulators shall be installed on the inlet side of the meter. The CONTRACTOR should note that some prefabricated meter boxes do not allow space for these regulators and a box of sufficient size must be used where they are required.

PART 10 - METERS AND SERVICES

10.1 Service Lines Not Crossing A Road

All servicelines shall be 3/4" Type K Copper Tubing, PVC pipe, or polyethylene plastic pipe as specified in Section IX, using a corporation stop in accordance with the Standard Details.

10.2 Service Lines Crossing a County Road or City Street

Same as above except that in general all pipe may be jacked beneath certain paved or blacktopped city streets or county roads, unless solid rock prevents using this method in which case, the open trench method will be used. The open trench method generally will be used on all unpaved city streets, county roads and private driveways. In general, blacktopped private driveways shall also be jacked under. In all cases where lines are under traffic, a minimum cover of thirty-six (36) inches shall be provided. All backfill shall be compacted by air tampers in layers no greater than 6-inch depth. Specific instructions as to the type of crossing to be installed will be shown on the plans.

10.3 Service Lines Crossing a State Highway

Services shall be jacked or pushed under paving. Pipe under 2" shall be Type K Copper or PVC pipe. If solid rock is encountered, trench will be open-cut, pipe placed and back-filled all in accordance with current requirements of the State Highway Department or the crossing will be relocated to permit boring or jacking. Specific details will be shown on the plans. Where required on the plans or by the ENGINEER, service pipe shall be encased under highways.

Schedule 40 steel pipe shall be used as casing pipe unless otherwise indicated by the plans. Polyethylene pipe will normally be encased. Where permitted rigid PVC pipe will not be encased but soft connections with polyethylene pipe will be required on either side of the boring length.

10.4 Meters

It is the intent of these specifications to obtain water meters which are cold water rotating disc type with hermetically-sealed and magnetically-driven registers. Meters shall be first line quality of the manufacturer. The latest specifications of the AWWA shall be complied with, except in the cases of conflict with these specifications. Any type or make of meter offered must have been manufactured and marketed in the U.S. for at least five (5) years and evidence will be required to indicate the name of places where meters have established satisfactory service records of five (5) years or more. (Meters shall be Sensus SR2.)

VIII - AB - 6

The main case shall be high grade waterworks bronze, with hinged, single lid cover and raised characters cast on them to indicate the direction of flow. Each meter must have a manufacturer's serial number stamped on the lid. They must have a working pressure of 150 PSI. Standard frost bottom model meters shall be furnished. Non-ferrous strainers shall be provided which fit tightly against the main case.

The measuring chamber shall be bronze alloy composition and stainless steel or monel trimmed. The chamber shall be of the two piece design, equipped with a disc made of hard rubber and as near to the specific gravity of water as possible.

The register shall be straight reading U.S. Gallon type. The register unit shall be completely encased and hermetically sealed and driven by permanent magnets. Registers shall be guaranteed by the manufacturer for a period of at least 15 years.

All meters shall measure water within 2% of a separately measured volume. Ten percent of all the meters on the project will be tested after delivery in the presence of the ENGINEER or his designated representative. Testing shall be done by means of test bench and calibrated test tanks as approved by the ENGINEER. If any meter fails this test, the ENGINEER will require that all meters will be tested. The cost of any and all such testing will be at the CONTRACTOR's expense.

Meters shall include box and cover, meter, coppersetter (including cut-off valve), four feet of pipe and corporation stop plus two foot of pipe and plug or cap on the customer's side of meter. (This latter item is to prevent the customer or his plumber from disarranging or loosening the meter after the CONTRACTOR has already set the meter in its proper position). Where the main line is in the highway right-of-way, meters shall be set as close to the right-of-way fence as practicable but no meter on the same side of the road as the main line shall be set with more than 6 feet of service line unless directed by the ENGINEER or shown on the plans. The Standard Details show the required meter setting.

Meters for regular service shall be 5/8" x 3/4" unless otherwise shown on the plans. Large service connections shall have a disc meter similar and equal to the 5/8" x 3/4" meters and shall include the tap and connection, a gate valve or corporation stop the same size as the line pipe, sufficient unions and a meter box of sufficient size to house the meter as shown in the Standard Details. Meters 2 inches and larger in size shall be compound type meters.

Meter boxes for 5/8" x 3/4" meters shall be cast iron, concrete, concrete pipe, or plastic as specified in Section IX. All meter boxes shall be a minimum of 24 inches deep and 18 inches I.D.. Cast iron meter box cover for use with 18 inch I.D. plastic, concrete or vitrified clay pipe or cylinder boxes shall be stamped with the words "WATER METER," and shall be Ford No. C32, or equal. Where individual pressure reducing valves are required, the meter box must be of adequate size to accommodate the meter setting, shut-off valve and pressure regulator as shown in the Standard Details.

Meters shall be set in a workmanlike manner with backfill neatly compacted in place. In yards, pastures and other grassed areas, top of meter box may be placed no higher than 1/2 inch above original ground and no lower than flush with original ground. Boxes in sidewalks or other concrete

VIII - AB - 7

areas shall be flush with surface. In areas which have not been sodded, top of box shall be 2 inches above grade. The service line must meet the same cover requirements as the main line as described in these specifications except that the service line may be raised within two (2) feet of each side of the meter installation to a depth which accommodates installation at the bottom of the meter box in accordance with the Standard Details. As shown in the Standard Details, after 2 feet from box service pipe must return to 30 inches (36 inches in traffic or 24 inches in rock). If meter box area is subject to traffic, a deeper box will be required to maintain 36 inches of cover over the service pipe.

PART 11 - TRUCK LOADING STATIONS

Truck loading stations for filling water trucks will be constructed as shown in the Standard Details at the location shown on the plans or as directed by the ENGINEER.

PART 12 - MEASUREMENT AND PAYMENT

Payment for meters, service connections, gate valves, check valves and other special valves installed underground shall include all work necessary for a complete installation and shall include all valve stem boxes or other valve boxes and box covers. Payment will be made at the unit price bid for the type and size of installation. Often valves are included in the fabricated piping of a structure and separate payment will not be made unless provided in the Bid Form. Costs of those is to be included in the bid for work to which they are subsidiary. Final payment shall not be made prior to receipt of record drawing of the installation.

The Contractor shall keep an accurate record of the location, size and material for all facilities changes in dimensions, and any other variations between the work actually provided and that shown on the Contract Drawings. The representation of such variations shall conform to standard drafting practice and shall include such supplementary notes, legends and details as may be necessary for legibility and clear portrayal of the construction. Upon completion, the Contractor shall have these drawings and records certified as to their completeness and correctness by his superintendent and deliver them to the Engineer. This requirement shall not be deleted regardless of the record keeping practices of the Engineer or the Owner. No final payment will be made without the receipt of the final record drawings from the Contractor.

Fire hydrants include the cost of a complete installation as shown on the plans including furnishing, delivery and installing Fire Hydrant assemblies including thrust blocking, excavation and backfilling. Excavation is unclassified. Mechanical joint, cast iron only.. The cost of the main line tee and the line between tee and hydrant gate valve shall be included in the price for the fire hydrant assembly.

Service pipe installation includes furnishing, delivery, installation of additional service pipe or tubing, complete (open-cut) as specified, including trenching, backfilling and connections. Excavation is unclassified. Does not include the ten feet included in the meter installation.

Creek Crossing Leak Detection Meters includes furnishing, delivery, installation and materials for a meter installation at a creek crossing including meters, boxes, saddles, corp stops, ten feet of line and any other materials needed for a complete leak detection meter installation. Excavation is

VIII - AB - 8

unclassified.

Flush hydrants and air release valves will be paid for under their respective bid price. Excess pipe will be paid under bid price for pipe installed.

* * *

VIII-AC-1

PART VIII - SECTION AC
TECHNICAL SPECIFICATIONS
SPECIAL ITEMS OF CONSTRUCTION IN WATER LINE INSTALLATION

PART 1 - General

These specifications govern special crossings, installations and construction procedures required to deal with unusual construction items or special requirements of governing agencies.

PART 2 - State Highway Crossings

In all cases, these crossings will be made in compliance with the requirements of the State Highway Department. Such requirements will normally be described by the appropriate District Highway Office. In general, unless otherwise shown on the plans or otherwise directed by the ENGINEER, the crossing of all State Highways shall be accomplished by boring under the roadway. In addition, the crossing of service lines 1-1/2 inches and greater under rigid and flexible surfaced paved roads shall be accomplished by boring and jacking a casing pipe under said roadway. In certain cases, as shown on the plans, service lines of all sizes will require casing pipe installed with the crossing.

In general, the crossing of city streets and certain county roads with main lines and the crossing of unpaved streets with main lines or service lines shall be accomplished by open trenching.

2.01 Open Trench Crossings

The trench shall be excavated to a minimum width that will allow the pipe installation. The trench walls shall be kept as nearly vertical as possible. The minimum specified cover above the pipe shall be maintained. The Standard Details section of the plans shows the requirements for open trench crossings.

The backfill in the trench under any roads, driveways, or parking areas where the open trench method is used shall be of the type shown in the Standard Details and shall be deposited and compacted in uniform layers not to exceed the depth shown in the Standard Details.

The surface of the road, driveway, or parking areas shall be replaced with the same type of material as specified under pavement replacement.

2.02 Boring and Jacking

The work is herein defined as the operations in which both the boring by auger and the jacking of the casing pipe are done mechanically and in which the diameter of the casing pipe is too small to permit hand working at the heading of the casing pipe. Two basic methods are; (1) pushing the casing pipe into the fill or earth simultaneously as the boring auger drills out the ground; and (2) drilling the hole through the fill or earth and pushing the casing or carrying pipe into the hole after the drill auger has completed the bore.

VIII-AC-2

A suitable approach trench shall be opened adjacent to the slope of the embankment, or adjacent to point of bored and jacked section as shown on the plans. The approach trench shall be long enough to accommodate the selected working room. Guide timbers or rails for keeping the casing pipe on line and grade shall be accurately set and maintained in the bottom of the approach trench and with heavy timber back-stop supports installed at the rear of the approach trench to adequately take thrust of the jacks without any movement or distortion. It is paramount to the securing of acceptable tolerance limits of workmanship in the boring and jacking operation that extreme care be taken in the setting of all guides, rails and jacks to the end that the casing pipe in final position be within the limits of acceptability for the placing and laying of the carrier pipe. The minimum cover of 36 inches under the roadway must be maintained. Additional depth may be required as shown on the plans.

In general, the diameter, thickness, style, joints and materials selected for casing pipe shall be as shown on the plans and shall be considered as "minimum" requirements, all subject to prior approval of the ENGINEER. In all cases, the approval for construction by agreement with the private company and/or construction permit issued by the State, County, or Municipal agency will be required before construction starts.

Steel casing pipe for road and railroad crossings using the boring and jacking method shall be steel, plain end, uncoated and unwrapped, and shall be furnished in at least 18-foot lengths. Steel pipe shall meet the requirements of ASTM Specification A-120. Pipes up to and including 4 inches in diameter shall be Schedule 40. Pipe larger than 4 inches shall have a wall thickness equal or greater than 0.250 inches. The diameter of all casing pipes shall be as noted in Standard Details section of the plans.

The steel casing pipe shall be bored and/or jacked in place at the locations as shown on the plans or as directed by the ENGINEER. All joints between lengths shall be solidly welded with a smooth nonobstructive joint inside. The casing pipe may be extended beyond the boring limits by open trenching as shown in the Standard Details. This would apply when the casing is required from right-of-way or ditch line to ditch line. Open trenching at jacked or bored locations will be allowed no closer than 3 feet from edge of pavement. Sand backfilling of the annular space between the carrier pipe and the casing pipe shall be mechanically placed by suitable method when required and where shown on the plans. After the water main has been installed inside the casing pipe, inspected and tested, both ends of the casing pipe shall be sealed completely with concrete or other material as shown in the plans in a manner acceptable to the ENGINEER.

Where road crossings are made using plastic pipe or copper the location of joints under the roadway should be avoided by using lengths of adequate dimension for the crossing. This principle also applies to other types of pipe where sufficiently long lengths are available.

PART 3 - RAILROAD CROSSINGS

At all railroad crossings, cover pipe (casing) for water lines (carrier pipe) shall be jacked or pushed beneath tracks and the carrier pipe jointed and pushed through the cover pipe. Detailed drawings of railroad crossings including the length of casing and depth below track are shown in the plans. CONTRACTOR shall obtain and pay for services of a representative of the railroad to direct the CONTRACTOR's operations while on the railroad property when required by the railroad.

VIII-AC-3

PART 4 - CREEK CROSSINGS

4.01 Special Creek Crossing

Where required on the plans or instructed by the ENGINEER, the CONTRACTOR shall construct a special creek crossing either Type A or B as shown in the Standard Details. Where the crossing is made in a creek which has a solid rock floor, the trench shall be cut in rock of such depth as to provide a cover all around the pipe of encasement class concrete as shown in the Standard Details. Concrete shall be thoroughly puddled in place. Where the crossing is in loose rock or unstable earth where bed movement is expected, the special crossing shall be the concrete anchor type shown in the Standard Details. Two short sections of pipe shall be used within eight (8) feet of each side of the stream crossing. Crossings shall be scheduled for construction in times of low flow, if practicable, otherwise cofferdams of sand bags or clay shall be used to divert the stream flow while crossing is made. For sharp vertical curves, short lengths of pipe shall be used as much as possible to avoid use of rigid fittings. Concrete shall not be placed under water and CONTRACTOR shall provide suitable pumps to keep water out of trench excavation during stream crossing construction. Mud and water shall not be allowed to enter the carrier pipe installation. Waterproof plugs shall be provided, if necessary, to prevent water entry. A typical stream crossing section is shown in the Standard Details.

4.02 Normal Earthen Creek Crossing

Where the stream crossing is made in earth or other beds which are stable (no casing or anchorage required), then the pipe will be laid in a narrow trench at the depth specified in the Standard Details to maintain the required cover between pipe and stream bed. Initial backfill will be mechanically compacted. Trench backfill in any stream crossing area from one (1) foot above the top of the pipe shall consist of trench excavated rock, if available. No extra payment will be made above normal construction for this type of creek crossing.

4.03 Materials

The type of water line installed at the Crossing will be specified in the plans. Concrete encasement locations and limits for stream crossings are shown on the plans for information only. The actual limits in locations where concrete encasement shall be required shall be determined in the field by the ENGINEER. The CONTRACTOR shall notify the ENGINEER of any rock excavation encountered in the area of the stream, ditch, or other area where erosion could jeopardize the pipe cover. Upon such notification, the ENGINEER shall instruct the CONTRACTOR as to whether concrete encasement should be used and the limits therefore. Failure by the CONTRACTOR to notify the ENGINEER in the above areas may result in re-excavation for placement of concrete encasement.

PART 5 - RIVER OR LAKE CROSSINGS

Crossings in rivers or lakes where the pipe cannot be laid in a trench shall normally be made with cast iron pipe having ball and socket joints. Details for any required installations of this type including pipe required, number, size and location of anchors, and installation technique are shown in the plans.

VIII-AC-4

PART 6 - BRIDGE CROSSINGS

Wherever possible bridges will not be utilized for stream crossings. However, where it is necessary for the water line to be attached to bridges, the pipe shall be securely fastened to bridge stringers or beams using supports as dimensioned and located in the plans. The carrier pipe shall be insulated with Vermiculite or other approved material to prevent freezing. Expansion joints to allow for movement of the bridge will be required as shown on the plans.

PART 7 - PIPE BEDDING

7.01 Standard Pipe Bedding

Whenever the "undercutting method" is used to bed pipe lines, the CONTRACTOR shall furnish the standard pipe bedding for the continuous support of pipe. The standard pipe bedding shall be evenly spread fine granular earth material or shall be bank run sand and gravel or dense graded aggregate and shall be placed as shown on the drawings and Standard Details in accordance with the following pipe materials and under normal stable earth trenching conditions:

<u>Pipe</u>	<u>Bedding</u>
PVC (4 inches and smaller), copper, galvanized	earth trench bottom (leveled)
PVC (above 4 inches)	compacted earth backfill
C.I. and D.I. (less than 4 inches)	compacted earth backfill
C.I. and D.I. (4 inches diameter and above)	compacted crushed stone backfill

No substitutions for standard pipe bedding will be allowed unless approved in writing by the ENGINEER. Standard pipe bedding is not a separate pay item and is to be included in the unit price bid per foot of pipe.

7.02 Special Pipe Foundation

When ordered by the ENGINEER, yielding and mucking material in subgrade shall be removed below ordinary trench depth in order to prepare a proper bed for the pipe. In such locations, a special pipe foundation shall be constructed utilizing encasement class concrete in accordance with the Standard Details. This special pipe foundation is a separate pay item. The special foundation or other special laying conditions may be required because of soil conditions, depth, traffic or other reasons. These will be extra pay items.

7.30 Standard Concrete Encasement

Concrete encasement of pipe shall be placed as directed by the ENGINEER in accordance with the Standard Details. Concrete pipe shall be mixed sufficiently wet to permit it to flow under the pipe and to form a continuous bed. In tamping concrete, care should be taken not to disturb the grade or line of the pipe or injure the joints. Concrete placed outside the specified limits or without authorization from the ENGINEER will not be subject to payment.

VIII-AC-5

Concrete for encasement is described elsewhere in these specifications. Standard concrete encasement is a separate pay item.

PART 8 - WATER LINE AND SEWER LINE SEPARATION

8.01 General

Wherever sewer lines and water lines cross, or are adjacent to, each other, special precautions shall be taken.

8.02 Parallel Water and Sewer Lines

Water lines must, if possible, be located a minimum lateral distance of 10 feet from any existing or future sewer lines measured from outside diameters. Where water lines and sewer lines must be placed in the same trench, the water line must be located on a shelf, 2 feet above and 2 feet to the side of the sewer line. Whenever this condition cannot be met, and upon direction from the ENGINEER, the water line shall be uncovered and encased with concrete per the standard encasement detail.

8.03 Crossing Water and Sewer Lines

Wherever sewer lines and water lines cross, it is desirable, if practical, that the sewer line be at least 24 inches below the water line.

Where it is not practical to provide such a separation, care shall be taken to ascertain that the existing water line or existing sewer line is in good sound condition and that no evidence of joint leakage is known in that vicinity. If any such evidence does exist, the existing line shall be exposed by the CONTRACTOR at least 10 feet each side of the new pipe crossing, carefully examined and any defects positively corrected. The OWNER will arrange for examining and correcting any defects in the existing lines, but the CONTRACTOR shall cooperate in every way possible.

When the water line must be below or less than 2 feet above the sewer line, the CONTRACTOR shall encase the water line 5 feet in each direction from the crossing as directed by the ENGINEER. This encasement should only be accomplished when directed by the ENGINEER and shall be accomplished in accordance with the details shown on the drawings. The encasement is a separate pay item.

PART 9 - NOTIFICATION OF UTILITY COMPANIES

The ENGINEER assumes no responsibility for the exact location of underground utilities and the CONTRACTOR shall locate such utilities to his own satisfaction. The CONTRACTOR shall notify the appropriate utility company for location of said utility lines in the field before excavation begins. The CONTRACTOR shall be solely liable for any damages to any utilities or private property during

VIII-AC-6

construction and for arranging for coordination with utility representatives.

PART 10 - BLASTING

When rock excavation is encountered, the CONTRACTOR shall notify the ENGINEER before any blasting is done. Whenever blasting is necessary, ample precautions shall be taken to prevent accidents to life and property from flying rock and debris by covering the trench or excavation with heavy timbers or mats, or by using other suitable means. Any damages caused by blasting done under this contract, shall be repaired by the CONTRACTOR at his expenses and to the satisfaction of the ENGINEER.

All blasting operations shall be conducted in strict accordance with the existing laws, ordinances and/or regulations relatives to State and/or local rock blasting and storage and use of explosives and Section 9 of the "Manual of Accident Prevention in Construction" published by the Associated General Contractors of America, Inc. Any rock excavation within 15 feet of water or gas mains of any size shall be done with very light charges of explosives and the utmost care shall be used to avoid disturbing the main.

Where there are no local ordinances governing blasting and the storage of explosives, all blasting supplies shall be stored in a manner approved by the rules and regulations of the Federal and State Occupational Safety and Health Regulations.

The CONTRACTOR shall maintain and keep in full force and effect blasting insurance to protect and indemnify the OWNER and/or his agents or representatives, including the ENGINEER and his representatives, from claims and damages and shall defend all suits at law.

PART 11 - DISINFECTION OF WATER LINES

All water piping shall be thoroughly disinfected before being placed in service, by the use of chlorine or chlorine compounds in such amounts as to produce an initial concentration of at least 50 ppm and a residual of at least 25 ppm at the end of 24 hours, followed by thorough flushing. If for some reason, the initial disinfection fails to result in a 25 ppm residual, or the initial concentration does not achieve at least 50 ppm, the process shall be repeated until said 25 ppm residual is obtained after the 24 hour period. All disinfection shall be accomplished in a manner satisfactory to the ENGINEER and the State Department of Health.

All valves in the lines including check and altitude valves will be opened several times during the sterilization process.

The CONTRACTOR shall be responsible for sterilization of both water lines and water storage tanks where applicable. After sterilization, the tanks shall be drained and cleaned of all debris prior to putting the unit back in service.

VIII-AC-7

PART 12 - SEEDING AND SODDING

Upon completion of the installation of the work, the CONTRACTOR shall remove all debris and surplus construction materials resulting from the work. The CONTRACTOR shall fine grade all the disturbed surfaces around the area of the work in a uniform and neat manner leaving the construction area in a condition as near as possible to the original ground line or to the lines as directed by the ENGINEER. All graded areas shall be left smooth and thickly sown with a mixture of grasses. The mixture of grasses shall consist of one-third (1/3) Rye grass, one-third (1/3) Kentucky Fescue and one-third (1/3) Kentucky Bluegrass by weight, and shall be applied to the graded areas at a rate of not less than 1 pound of seed per one thousand square feet of area. When the final grading has been completed, the entire graded area to be seeded shall be fertilized with 12-12-12 fertilizer, applied at the rate of 6 pounds per one thousand square feet of area. After the seed and fertilizer have both been applied, the CONTRACTOR shall then lightly cover the seed by use of a drag or other approved device. The seeded area shall then be covered with straw to a depth of approximately one inch.

Where existing lawns have been disturbed, the existing sod will be removed and stored and replaced to its original position once the work is in place. If the CONTRACTOR damages or destroys the original sod, it shall be replaced with a sod having at least 60% good quality Kentucky Bluegrass, strongly rooted and free of pernicious weeds and shall be so laid that no voids occur between strips. When replacing sod, it shall be tamped or rolled immediately after it is laid and the finished surface shall be true to grade, even and equally firm at all points. Well screened top soil shall be lightly sprinkled over the sodded areas and shall be thoroughly watered. Sod damaged by the CONTRACTOR shall be replaced with new sod by the CONTRACTOR at no cost to the OWNER.

The fine grading, seeding, sodding and clean-up shall be considered as incidental expense and shall not be separate pay items.

Meadows and hay fields will require replacement in kind unless the CONTRACTOR secures a release from the property owner agreeing to no replacement or alternate replacement.

PART 13 - PAVEMENT AND OTHER STRUCTURE REPLACEMENT

The CONTRACTOR shall replace all pavement cut or disturbed, with pavement similar in all respects to existing pavement in accordance with the Standard Details and at those locations approved by the ENGINEER. Every effort shall be made to avoid cutting the pavement. In restoring pavement, new pavement is required, except that granite paving blocks, sound brick or sound asphalt paving blocks may be reused. No permanent paving shall be placed within thirty (30) days after the backfilling has been completed. All concrete and asphalt paving materials shall be in conformance with the Standard Details shown in the plans.

13.1 Classification of Pavements

1. Concrete Pavement Replacement - This pavement replacement shall be Portland cement concrete construction in accordance with the requirements shown in the Standard Details.

VIII-AC-8

It shall include all pavement replacement on concrete surfaced roads, concrete driveways, concrete sidewalks and concrete parking areas, both public and private.

2. Heavy-Duty Bituminous Pavement Replacement - This type of asphalt pavement replacement shall be bituminous concrete surface over concrete base in accordance with the Standard Details. This type of pavement replacement shall be used on all heavily trafficked roads having an existing pavement greater than 2", whether public or private, or in other locations as directed by the ENGINEER.
3. Light-Duty Bituminous Pavement Replacement - This type of pavement replacement shall be bituminous concrete constructed in accordance with the Standard Details. This item shall include all light-duty bituminous concrete roadways, bituminous driveways and bituminous parking lots, both public and private.
4. Gravel Surface Replacement - This type of surface replacement shall include all graveled roadways, driveways, parking areas, or other gravel surfaced areas, both private and public. This type of surfacing may also be required as a base course for other pavement replacement.

13.2 Materials

The crushed stone backfill as noted on the drawings shall be dense graded aggregate (Class A Aggregate, Grading D) per Kentucky Department of Highways Specifications. The CONTRACTOR shall be responsible for the maintenance of the aggregate and the surface of the trenches until the pavement replacement is completed.

Portland cement concrete shall be as described in Section D of these specifications for Class "A" concrete. A set of cylinders shall be made and tested for each 25 yards of concrete placed, or fraction thereof, to supply representative sampling and testing of the concrete, upon the direction of the ENGINEER. The CONTRACTOR shall produce a broomed, or burlaped, uniformly smooth and nonskid surface, consistent with the existing pavement.

Bituminous materials and mixes shall be consistent with the recommended practice of the Asphalt Institute and it shall conform to the requirements of the Kentucky Department of Highways for prime coat and Class 1 bituminous concrete. The bituminous concrete shall consist of a binder or base course and a surface course.

13.3 Installation of Pavement Replacement

The CONTRACTOR shall cut back the surfacing adjacent to the trench for 12 inches on both sides of the trench and shall cut down the dense graded aggregate he has placed to a depth required for either type of pavement replacement. The resulting surface shall be rolled to yield a smooth, dense surface and a uniform depth.

The concrete shall be placed in accordance with standard practice, with the welded wire mesh if required in proper position and thoroughly vibrated into place. The CONTRACTOR shall produce

VIII-AC-9

a surface consistent with the existing pavement. The CONTRACTOR shall apply a liquid curing component, sprayed on the surface of the concrete, and shall provide adequate protection to the pavement until it has set.

For bituminous concrete, the CONTRACTOR shall clean and broom the prepared surface, then apply the prime coat at the rate of 0.20 to 0.25 gallons per square yard, with a pressure distributor or approved pressure spray method. When the prime coat has become tacky but not dry and hard, the bituminous binder course, or base course, whichever applies, shall be placed and compacted. The CONTRACTOR shall then apply the surface course. It is recommended, but not required, that the base course remain in place for approximately one week before placing the surface course. The finished course shall be compacted and the completed surface shall match the grades and slopes of the adjacent existing surfacing and shall be free of offsets, depressions, raised places and all other irregular surfaces.

13.4 Seasonal and Weather Limitations for Pavement Replacement

In the event the progress and scheduling of the work is such that the bituminous pavement replacement would occur in the winter months, during adverse cold weather and/or during such times the asphalt plants are not in operation, then the final pavement replacement shall be postponed until favorable weather occurs in the spring and the asphalt plants resume normal operations. No bituminous concrete shall be laid when the temperature is below 40° F except by written permission of the ENGINEER.

Concrete pavement shall not be placed when the temperature is such that the pavement placed will freeze before it has had adequate time to set and shall be placed in conformance with the temperature conditions specified in Section D of these specifications.

The CONTRACTOR shall be responsible for replacement of pavement which he has placed which has been damaged by cold weather or freezing without additional compensation.

In the meantime, the CONTRACTOR will be required to maintain the temporary surfacing until the permanent pavement is placed. Such labor, materials and equipment as is required for temporary maintenance of the streets, roadways and driveways shall be provided at the CONTRACTOR's expense and is not a pay item. The CONTRACTOR will be required to use a cold mix asphaltic concrete as a temporary surface for trenches under heavy traffic use.

13.5 Guarantee

The one year guarantee as specified in the contract documents is also applicable to trench settlement and pavement replacement.

PART 14 - SIDEWALK REPLACEMENT

Sidewalks will be replaced if damaged by the CONTRACTOR in any way. Payment will be made for

VIII-AC-10

those sidewalks necessarily damaged by the line installation in accordance with the Standard Details. No sidewalks are to be replaced over a backfilled trench for at least 30 days after filling. Sidewalks damaged otherwise are to be replaced immediately at the CONTRACTOR's expense.

Materials and dimensions are to be at least equal to existing walk and are to conform with the Standard Details.

PART 15 - FINAL CLEAN-UP

The work shall not be considered as complete until the right-of-way of roads and all private property has been cleared of all rubbish and loose stone, and also all equipment, excess material and temporary structures. All property, both private and public, which has been damaged in the course of the work, shall be restored in a manner fully acceptable to the property owner. Ditches shall not be obstructed from draining nor will any rubbish or other material be left to obstruct culverts, bridges or other structures.

PART 16 - MEASUREMENT AND PAYMENT

Payment for crushed stone, black top and concrete pavement replacement will not be based on the quantities purchased by the CONTRACTOR. Payment for crushed stone will be made on the basis of that necessary to fill the trench to the dimensions shown in the Standard Details. Crushed stone sub-grade under paving shall be included in paving price and not paid for separately. Payment for blacktop or concrete will be based on the quantities in place as shown by the limiting dimensions in the Standard Details. Any additional cost estimated by the CONTRACTOR must be included in the cost of pipe in place.

Payment for special creek crossings will be at the unit price bid per lineal foot for that item and shall include encasement pipe, crushed stone, concrete, solid rock excavation and all other work necessary for a satisfactory installation. The carrier pipe installed in the casing shall be paid separately under the unit price bid for pipe installed.

Additional costs for normal earth creek crossings shall be included in the unit price bid for pipe installation and no special payment will be made for these crossings.

Casing pipe unit price bids shall include the cost of boring or jacking under railroads and highways and shall include the cost of steel casing pipe. Carrier pipe will be paid for under the unit price bid for installing lines as described in Article 2.2 of this section. PVC shall be equal to steel for casing county crossings.

Where service pipe with no casing is pushed or bored under Federal, State, or County highways or other roads as required by the plans or directed by the ENGINEER, the cost will be paid under the bid for the appropriate type of service pipe pushed and bored. This payment will be based on the required pushing or boring length and will include all related work. Where rigid PVC service pipe is installed in this manner, the payment will include connection to polyethylene service pipe at each end of the rigid section. Length of pipe considered for payment under this bid will not be included in other pipeline quantities.

Unit price bids for special pipe bedding items are to include the cost per lineal foot of installing concrete or other special pipe bedding where required by the ENGINEER. This to be an additional cost to be added to the basic furnishing and laying unit price bid for water lines.

VIII-AC-11

Sidewalk crossings when included as a bid item shall include the extra cost of boring under or the removal and disposal of existing concrete sidewalk and replacement with new construction. Unit price bid is on the square yards of sidewalk replaced basis. Width for payment for a standard trench crossing is shown in the Standard Details.

If CONTRACTOR elects to bore or jack pipe under sidewalk, extra cost shall be paid for on the basis of square yards of sidewalk which would normally have been removed by the crossing. Cost of pipe installation should not be included in sidewalk crossing bid. When sidewalk crossings or replacement are not included as a bid item their costs shall be considered subsidiary to the bid for pipe installation.

Extra pay items may be established for crushed stone bedding when it is required as an extra. The price will be on a lineal foot basis.

Where required by the Special Provisions or the Bid Proposal, the cost of pavement replacement, boring, crossings of all types and other incidental construction shall be included in the unit price bid for pipe line installation and shall comprise total compensation for all such work.

End of Section

Kentucky Transportation
Cabinet Project: 10-150, Adams Ridge Road, Powell County

NOTICE

DEPARTMENT OF THE ARMY
CORPS OF ENGINEERS
NATIONWIDE SECTION 404 PERMIT AUTHORIZATION

DEPARTMENT FOR ENVIRONMENTAL PROTECTION
KENTUCKY DIVISION OF WATER
SECTION 401 WATER QUALITY CERTIFICATION

PROJECT DESCRIPTION:

The Sections 404 and 401 activities for this project have previously been permitted under the authority of the Department of the Army, Nationwide Section 404 Permit Number 14, *Linear Transportation Projects* (with additional *Kentucky Regional General Conditions*), and the Division of Section 401 Water General Water Quality Certification. For these authorized permits to be valid, the attached conditions must be followed. The contractor shall post a copy of this Nationwide Number 14 permit and General Water Quality Certification in a conspicuous location at the project site, with unencumbered public access, for the duration of construction and comply with the general conditions required.

Locations Impacting Water Quality

Station-Location	Description
7+45	Site # 1- Work Platform to facilitate Bridge Construction resulting in less than 65 LF and 0.059 acres of stream impact to a perennial stream- Brush Creek of the Red River Latitude: 37.8635 deg. Longitude: -83.9396 deg.

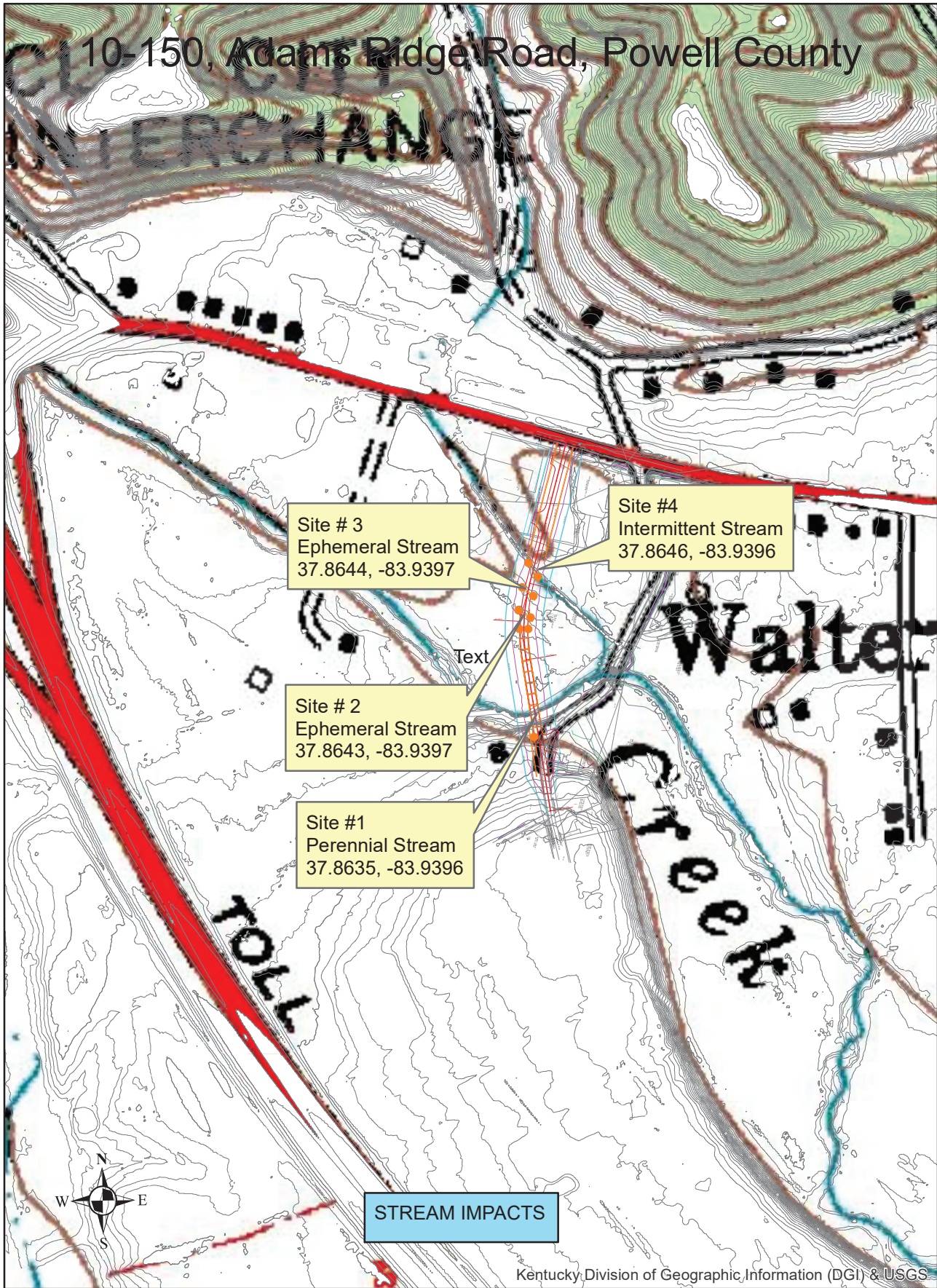
Kentucky Transportation
Cabinet Project: 10-150, Adams Ridge Road, Powell County

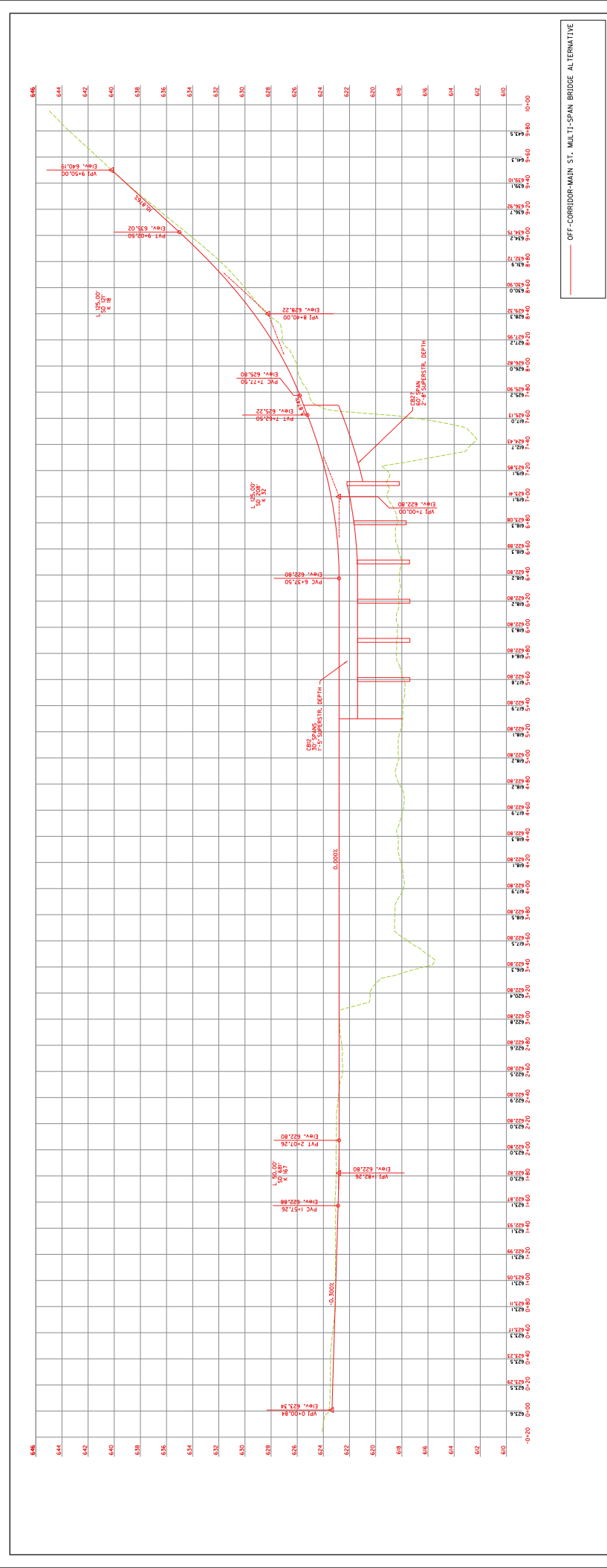
Station-Location	Description
4+66	Site #2- Construct a 36 inch CMP resulting in 53 LF and 0.003 acres of stream impact to an ephemeral stream- UT of Brush Creek of Red River Latitude: 37.8643 deg. Longitude: -83.9397 deg.
4 +04	Site #3- Construct a 36 inch CMP resulting in 53 LF and 0.003 acres of stream impact to an ephemeral stream- UT of Brush Creek of Red River Latitude: 37.8644 deg. Longitude: -83.9397 deg.
3+47	Site #4- Construct a 36 inch CMP resulting in 61LF and 0.004 acres of stream impact to an intermittent stream- UT of Brush Creek of Red River Latitude: 37.8646 deg. Longitude: -83.9396 deg.

This project involves work near and/or within Jurisdictional Waters of the United States as defined by the U. S. Army Corps of Engineers; therefore, requiring a Nationwide Number 14 General Section 404 permit. The Division of Water conditionally certified this General Permit. Importantly, one of those conditions regards the use of heavy equipment in any stream channel, or streambed. If there is need to cross the stream channel with heavy equipment, or conduct work within the stream channel, a work platform or temporary crossing, is authorized. This should be constructed with clean rock (preferably sandstone or granite east of a line stretching from the McCreary-Wayne County line to the southwest, northeasterly to Lewis-Greenup County line), and sufficient pipe to allow stream flow to continue, unimpeded (refer to the attached standard drawing for low-water crossings at end of the document). Other conditions may be found under the heading, *General Certification—Nationwide Permit # 14 Linear Transportation Projects*.

In order for this authorization to be valid, the attached conditions must be followed. The contractor shall post a copy of this Nationwide Number 14 Approval in a conspicuous location at the project site, for the duration of the construction, and comply with the general conditions as required.

To more readily expedite construction, the contractor may elect to alter the design, or perform the work in a manner different from what was originally proposed and specified. Prior to commencing such alternative work, the contractor shall obtain written permission from the Division of Construction and the Kentucky Transportation Cabinet, Division of Environmental Analysis. If such changes necessitate further permitting, then the contractor will be responsible for applying to the U. S. Army Corps of Engineers and the Kentucky Division of Water. A copy of any request to the Corps of Engineers or Division of Water to alter this proposal and subsequent responses shall be forwarded to the Division of Environmental Analysis, DA Permit Coordinator, for office records and for informational purposes.





Public Notice



**US Army Corps
of Engineers**
Louisville District ®

Public Notice No.
LRL-2016-00006

Expiration Date:
18 MAR 2022

Please address all comments and inquiries to:
U.S. Army Corps of Engineers, Louisville District
ATTN: Ms. Meagan Knuckles, CELRL-RDS
P.O. Box 59
Louisville, Kentucky 40201-0059

Phone: (502) 315-6709

PUBLIC NOTICE ANNOUNCING REGIONAL CONDITIONS AND WATER QUALITY CERTIFICATIONS FOR NATIONWIDE PERMITS

On January 6, 2017, the U.S. Army Corps of Engineers (Corps) published a notice in the *Federal Register* (82 FR 1860) announcing the reissuance of all 50 existing Nationwide Permits (NWP), general conditions, and definitions with some modifications. The Corps also issued two new NWPs, one new general condition, and five new definitions. The NWPs became effective on March 19, 2017, and will expire on March 18, 2022.

On March 17, 2017, the Great Lakes and Ohio River Division (LRD) Engineer approved Regional Conditions for the NWPs in Kentucky. These conditions apply to all activities authorized by NWPs. Regional Conditions provide additional protection for the aquatic environment by ensuring that the NWPs authorize only those activities with minimal adverse effects on the aquatic environment. The Regional Conditions for Kentucky are attached to this public notice. Additionally, the Louisville District has posted the Regional Conditions for the NWPs on its Internet home page at: <http://www.lrl.usace.army.mil/Missions/Regulatory/Obtain-a-Permit/Nationwide/>

The Kentucky Division of Water (KDOW) denied the 401 Water Quality Certification (WQC) for NWPs 16, 17, 32, 38, 43, 44, 52, 53 and 54. An individual 401 WQC from KDOW will be required for any project authorized by one of the NWPs with a 401 WQC denial. The KDOW conditioned the 401 WQC for NWPs 3, 5, 7, 12, 13, 14, 15, 18, 19, 21, 23, 25, 27, 29, 30, 31, 33, 36, 37, 39, 42, 45, 46, 49, 50, and 51. An individual 401 WQC will be required by KDOW under certain conditions. The full text of the Water Quality Certifications issued by KDOW is available on the Louisville District website at the link listed above.

Questions concerning implementation of the new and modified NWPs and conditions or the Corps Regional Conditions should be sent to the Louisville District, Corps of Engineers, ATTN: Ms. Meagan Knuckles, CELRL-RDS, P.O. Box 59, Louisville, Kentucky 40201-0059.

2017 Nationwide Permits Regional and Permit-Specific Conditions COMMONWEALTH OF KENTUCKY

These regional conditions are in addition to, but do not supersede, the requirements in the Federal Register (Volume 82, No. 4 of January 6, 2017, pp 1860).

Regulatory Division
Public Notice No. LRL-2016-00006

Notifications for all Nationwide Permits (NWP) shall be in accordance with General Condition No. 32.

1. For activities that would impact Outstanding State or National Resource Waters (OSNRWs), Exceptional Waters (EWs), Coldwater Aquatic Habitat Waters (CAHs) under the Endangered Species Act for the NWP listed below, a Pre-Construction Notification (PCN) will be required to the Corps. The Corps will coordinate with the appropriate resource agencies (see attached list) on these NWP (Section 404 activities), for impacts to these waters.

NWP 3 (Maintenance)

NWP 4 (Fish and Wildlife Harvesting, Enhancement, and Attraction Devices and Activities)

NWP 5 (Scientific Measurement Devices)

NWP 6 (Survey Activities)

NWP 7 (Outfall Structures and Associated Intake Structures)

NWP 12 (Utility Line Activities)

NWP 13 (Bank Stabilization)

NWP 14 (Linear Transportation Projects)

NWP 15 (U.S. Coast Guard Approved Bridges)

NWP 16 (Return Water from Upland Contained Disposal Areas)

NWP 17 (Hydropower Projects)

NWP 18 (Minor Discharges)

NWP 19 (Minor Dredging)

NWP 20 (Response Operations for Oil or Hazardous Substances)

NWP 21 (Surface Coal Mining Activities)

NWP 22 (Removal of Vessels)

NWP 23 (Approved Categorical Exclusions)

NWP 25 (Structural Discharges)

NWP 27 (Aquatic Habitat Restoration, Establishment, and Enhancement Activities)

NWP 29 (Residential Developments)

NWP 30 (Moist Soil Management for Wildlife)

NWP 31 (Maintenance of Existing Flood Control Facilities)

NWP 32 (Completed Enforcement Actions)

NWP 33 (Temporary Construction, Access, and Dewatering)

NWP 34 (Cranberry Production Activities)

NWP 36 (Boat Ramps)

NWP 37 (Emergency Watershed Protection and Rehabilitation)

NWP 38 (Cleanup of Hazardous and Toxic Waste)

NWP 39 (Commercial and Institutional Developments)

NWP 40 (Agricultural Activities)

NWP 41 (Reshaping Existing Drainage Ditches)

NWP 42 (Recreational Facilities)

NWP 43 (Stormwater Management Facilities)

NWP 44 (Mining Activities)

NWP 45 (Repair of Uplands Damaged by Discrete Events)

Regulatory Division
Public Notice No. LRL-2016-00006

NWP 46 (Discharges in Ditches)
NWP 48 (Commercial Shellfish Aquaculture Activities)
NWP 49 (Coal Remining Activities)
NWP 50 (Underground Coal Mining Activities)
NWP 51 (Land-Based Renewable Energy Generation Facilities)
NWP 52 (Water-Based Renewable Energy Generation Pilot Projects)
NWP 53 (Removal of Low-Head Dams)
NWP 54 (Living Shorelines)

2. In addition to the notification and agency coordination requirements in the NWPs, for impacts greater than 0.25 acres in all “waters of the U.S.” for the NWPs listed below, a PCN will be required to the Corps. The Corps will coordinate with the appropriate resource agencies (see attached list) on these NWPs:

NWP 3 (Maintenance)
NWP 7 (Outfall Structures and Associated Intake Structures)
NWP 12 (Utility Line Activities)
NWP 14 (Linear Transportation Projects)
NWP 29 (Residential Developments)
NWP 39 (Commercial and Institutional Developments)
NWP 40 (Agricultural Activities)
NWP 41 (Reshaping Existing Drainage Ditches)
NWP 42 (Recreational Facilities)
NWP 43 (Stormwater Management Facilities)
NWP 44 (Mining Activities)
NWP 51 (Land-Based Renewable Energy Generation Facilities)
NWP 52 (Water-Based Renewable Energy Generation Pilot Projects)
NWP 53 (Removal of Low-Head Dams)

3. For activities in all “waters of the U.S.” for the NWPs listed below, a PCN will be required to the Corps. The Corps will coordinate with the appropriate resource agencies (see attached list) on these NWPs:

NWP 21 (Surface Coal Mining Activities)
NWP 27 (Aquatic Habitat Restoration, Establishment & Enhancement Activities)
NWP 49 (Coal Remining Activities)
NWP 50 (Underground Coal Mining Activities)

4. Nationwide Permit No. 14 – Linear Transportation Projects.

- (a) New road alignments or realignments are limited to a permanent loss of 500 linear feet of intermittent or perennial stream length at each crossing. Road crossings with permanent losses greater than 500 linear feet of intermittent or perennial stream associated with new alignments or realignments will be evaluated as an individual permit (i.e., a Letter of Permission or as a Standard Individual Permit).

Regulatory Division
Public Notice No. LRL-2016-00006

- (b) In addition to the notification requirements contained in NWP 14, the permittee must submit a PCN to the district engineer prior to commencing the activity for the permanent loss of greater than 300 feet of ephemeral, intermittent and perennial stream of all “waters of the U.S.” (See General Condition 32 and the definition of "loss of waters of the United States" in the Nationwide Permits for further information.)
5. Notification in accordance with General Condition 32 is required to the Corps for all activities which are subject to jurisdiction under Section 10 of the Rivers and Harbors Act of 1899 (33 U.S.C. 403).
 6. All applications are required as both a paper copy and in an electronic media format, including electronic mail or compact disc.
 7. For all activities, the applicant shall review the U.S. Fish and Wildlife Service’s IPaC website: <http://ecos.fws.gov/ipac> to determine if the activity might affect threatened and/or endangered species or designated critical habitat. If federally-listed species or designated critical habitat are identified, a PCN in accordance with General Condition 18 and 32 would be triggered and the official species list generated from the IPaC website must be submitted with the PCN.

Further information:

Outstanding State or National Resource Water (OSNRWs), Exceptional Waters (EWs), and Coldwater Aquatic Habitat Waters (CAHs) are waters designated by the Commonwealth of Kentucky, Natural Resources and Environmental Protection Cabinet. The list can be found at the following link: <http://eppcapp.ky.gov/spwaters/>

Information on Pre-Construction Notification (PCN) can be found at NWP General Condition No. 32 in the Federal Register (Volume 81, No. 105 of June 1, 2017, pp 35211).

Regulatory Division
Public Notice No. LRL-2016-00006

COORDINATING RESOURCE AGENCIES

Chief, Wetlands Regulatory Section
U.S. Environmental Protection Agency
Region IV
Atlanta Federal Center
61 Forsyth Street, SW
Atlanta, Georgia 30303

Supervisor
U.S. Fish & Wildlife Service
JC Watts Federal Building, Room 265
330 West Broadway
Frankfort, Kentucky 40601

Supervisor
401 Water Quality Certification
Kentucky Division of Water
300 Sower Boulevard, 3rd Floor
Frankfort, Kentucky 40601

Commissioner
Department of Fish and Wildlife Resources
#1 Game Farm Road
Frankfort, Kentucky 40601

Executive Director and State Historic Preservation Officer
Kentucky Heritage Council
300 Washington Street
Frankfort, Kentucky 40601

ADDITIONAL COORDINATING RESOURCE AGENCY
FOR NWPS 21, 49, AND 50

Kentucky Department for Natural Resources
Division of Mine Permits
300 Sower Boulevard
Frankfort, Kentucky 40601

2017 Nationwide Permit

14. Linear Transportation Projects. Activities required for crossings of waters of the United States associated with the construction, expansion, modification, or improvement of linear transportation projects (e.g., roads, highways, railways, trails, airport runways, and taxiways) in waters of the United States. For linear transportation projects in non-tidal waters, the discharge cannot cause the loss of greater than 1/2-acre of waters of the United States. For linear transportation projects in tidal waters, the discharge cannot cause the loss of greater than 1/3-acre of waters of the United States. Any stream channel modification, including bank stabilization, is limited to the minimum necessary to construct or protect the linear transportation project; such modifications must be in the immediate vicinity of the project.

This NWP also authorizes temporary structures, fills, and work, including the use of temporary mats, necessary to construct the linear transportation project. Appropriate measures must be taken to maintain normal downstream flows and minimize flooding to the maximum extent practicable, when temporary structures, work, and discharges, including cofferdams, are necessary for construction activities, access fills, or dewatering of construction sites. Temporary fills must consist of materials, and be placed in a manner, that will not be eroded by expected high flows. Temporary fills must be removed in their entirety and the affected areas returned to pre-construction elevations. The areas affected by temporary fills must be revegetated, as appropriate.

This NWP cannot be used to authorize non-linear features commonly associated with transportation projects, such as vehicle maintenance or storage buildings, parking lots, train stations, or aircraft hangars.

Notification: The permittee must submit a pre-construction notification to the district engineer prior to commencing the activity if: (1) the loss of waters of the United States exceeds 1/10-acre; or (2) there is a discharge in a special aquatic site, including wetlands. (See general condition 32.) (Authorities: Sections 10 and 404)

Note 1: For linear transportation projects crossing a single waterbody more than one time at separate and distant locations, or multiple waterbodies at separate and distant locations, each crossing is considered a single and complete project for purposes of NWP authorization. Linear transportation projects must comply with 33 CFR 330.6(d).

Note 2: Some discharges for the construction of farm roads or forest roads, or temporary roads for moving mining equipment, may qualify for an exemption under section 404(f) of the Clean Water Act (see 33 CFR 323.4).

Note 3: For NWP 14 activities that require pre-construction notification, the PCN must include any other NWP(s), regional general permit(s), or individual permit(s) used or intended to be used to authorize any part of the proposed project or any related activity, including other separate and distant crossings that require Department of the Army authorization but do not require pre-construction notification (see paragraph (b) of general condition 32). The district engineer will evaluate the PCN in accordance with Section D, "District Engineer's Decision." The district engineer may require mitigation to

ensure that the authorized activity results in no more than minimal individual and cumulative adverse environmental effects (see general condition 23).

2017 Nationwide Permit General Conditions

Note: To qualify for NWP authorization, the prospective permittee must comply with the following general conditions, as applicable, in addition to any regional or case-specific conditions imposed by the division engineer or district engineer. Prospective permittees should contact the appropriate Corps district office to determine if regional conditions have been imposed on an NWP. Prospective permittees should also contact the appropriate Corps district office to determine the status of Clean Water Act Section 401 water quality certification and/or Coastal Zone Management Act consistency for an NWP. Every person who may wish to obtain permit authorization under one or more NWPs, or who is currently relying on an existing or prior permit authorization under one or more NWPs, has been and is on notice that all of the provisions of 33 CFR 330.1 through 330.6 apply to every NWP authorization. Note especially 33 CFR 330.5 relating to the modification, suspension, or revocation of any NWP authorization.

1. Navigation. (a) No activity may cause more than a minimal adverse effect on navigation.

(b) Any safety lights and signals prescribed by the U.S. Coast Guard, through regulations or otherwise, must be installed and maintained at the permittee's expense on authorized facilities in navigable waters of the United States.

(c) The permittee understands and agrees that, if future operations by the United States require the removal, relocation, or other alteration, of the structure or work herein authorized, or if, in the opinion of the Secretary of the Army or his authorized representative, said structure or work shall cause unreasonable obstruction to the free navigation of the navigable waters, the permittee will be required, upon due notice from the Corps of Engineers, to remove, relocate, or alter the structural work or obstructions caused thereby, without expense to the United States. No claim shall be made against the United States on account of any such removal or alteration.

2. Aquatic Life Movements. No activity may substantially disrupt the necessary life cycle movements of those species of aquatic life indigenous to the waterbody, including those species that normally migrate through the area, unless the activity's primary purpose is to impound water. All permanent and temporary crossings of waterbodies shall be suitably culverted, bridged, or otherwise designed and constructed to maintain low flows to sustain the movement of those aquatic species. If a bottomless culvert cannot be used, then the crossing should be designed and constructed to minimize adverse effects to aquatic life movements.

3. Spawning Areas. Activities in spawning areas during spawning seasons must be avoided to the maximum extent practicable. Activities that result in the physical destruction (e.g., through excavation, fill, or downstream smothering by substantial turbidity) of an important spawning area are not authorized.

4. Migratory Bird Breeding Areas. Activities in waters of the United States that serve as breeding areas for migratory birds must be avoided to the maximum extent practicable.

5. Shellfish Beds. No activity may occur in areas of concentrated shellfish populations, unless the activity is directly related to a shellfish harvesting activity authorized by NWP 4 and 48, or is a shellfish seeding or habitat restoration activity authorized by NWP 27.

6. Suitable Material. No activity may use unsuitable material (e.g., trash, debris, car bodies, asphalt, etc.). Material used for construction or discharged must be free from toxic pollutants in toxic amounts (see section 307 of the Clean Water Act).

7. Water Supply Intakes. No activity may occur in the proximity of a public water supply intake, except where the activity is for the repair or improvement of public water supply intake structures or adjacent bank stabilization.

8. Adverse Effects From Impoundments. If the activity creates an impoundment of water, adverse effects to the aquatic system due to accelerating the passage of water, and/or restricting its flow must be minimized to the maximum extent practicable.

9. Management of Water Flows. To the maximum extent practicable, the pre-construction course, condition, capacity, and location of open waters must be maintained for each activity, including stream channelization, storm water management activities, and temporary and permanent road crossings, except as provided below. The activity must be constructed to withstand expected high flows. The activity must not restrict or impede the passage of normal or high flows, unless the primary purpose of the activity is to impound water or manage high flows. The activity may alter the pre-construction course, condition, capacity, and location of open waters if it benefits the aquatic environment (e.g., stream restoration or relocation activities).

10. Fills Within 100-Year Floodplains. The activity must comply with applicable FEMA-approved state or local floodplain management requirements.

11. Equipment. Heavy equipment working in wetlands or mudflats must be placed on mats, or other measures must be taken to minimize soil disturbance.

12. Soil Erosion and Sediment Controls. Appropriate soil erosion and sediment controls must be used and maintained in effective operating condition during construction, and all exposed soil and other fills, as well as any work below the ordinary high water mark or high tide line, must be permanently stabilized at the earliest practicable date. Permittees are encouraged to perform work within waters of the United States during periods of low-flow or no-flow, or during low tides.

13. Removal of Temporary Fills. Temporary fills must be removed in their entirety and the affected areas returned to pre-construction elevations. The affected areas must be revegetated, as appropriate.

14. Proper Maintenance. Any authorized structure or fill shall be properly maintained, including maintenance to ensure public safety and compliance with applicable NWP general conditions, as well as any activity-specific conditions added by the district engineer to an NWP authorization.

15. Single and Complete Project. The activity must be a single and complete project. The same NWP cannot be used more than once for the same single and complete project.

16. Wild and Scenic Rivers. (a) No NWP activity may occur in a component of the National Wild and Scenic River System, or in a river officially designated by Congress as a “study river” for possible inclusion in the system while the river is in an official study status, unless the appropriate Federal agency with direct management responsibility for such river, has determined in writing that the proposed activity will not adversely affect the Wild and Scenic River designation or study status.

(b) If a proposed NWP activity will occur in a component of the National Wild and Scenic River System, or in a river officially designated by Congress as a “study river” for possible inclusion in the system while the river is in an official study status, the permittee must submit a pre-construction notification (see general condition 32). The district engineer will coordinate the PCN with the Federal agency with direct management responsibility for that river. The permittee shall not begin the NWP activity until notified by the district engineer that the Federal agency with direct management responsibility for that river has determined in writing that the proposed NWP activity will not adversely affect the Wild and Scenic River designation or study status.

(c) Information on Wild and Scenic Rivers may be obtained from the appropriate Federal land management agency responsible for the designated Wild and Scenic River or study river (e.g., National Park Service, U.S. Forest Service, Bureau of Land Management, U.S. Fish and Wildlife Service). Information on these rivers is also available at: <http://www.rivers.gov/>.

17. Tribal Rights. No NWP activity may cause more than minimal adverse effects on tribal rights (including treaty rights), protected tribal resources, or tribal lands.

18. Endangered Species. (a) No activity is authorized under any NWP which is likely to directly or indirectly jeopardize the continued existence of a threatened or endangered species or a species proposed for such designation, as identified under the Federal Endangered Species Act (ESA), or which will directly or indirectly destroy or adversely modify the critical habitat of such species. No activity is authorized under any NWP which “may affect” a listed species or critical habitat, unless ESA section 7 consultation addressing the effects of the proposed activity has been completed. Direct effects are the immediate effects on listed species and critical habitat caused by the NWP activity. Indirect effects are those effects on listed species and critical habitat that are caused by the NWP activity and are later in time, but still are reasonably certain to occur.

(b) Federal agencies should follow their own procedures for complying with the requirements of the ESA. If pre-construction notification is required for the proposed activity, the Federal permittee must provide the district engineer with the appropriate documentation to demonstrate compliance with those requirements. The district engineer will verify that the appropriate documentation has been submitted. If the appropriate documentation has not been submitted, additional ESA section 7 consultation may be necessary for the activity and the respective federal agency would be responsible for fulfilling its obligation under section 7 of the ESA.

(c) Non-federal permittees must submit a pre-construction notification to the district engineer if any listed species or designated critical habitat might be affected or is in the vicinity of the activity, or if the activity is located in designated critical habitat, and shall not begin work on the activity until notified by the district engineer that the requirements of the ESA have been satisfied and that the activity is authorized. For activities that might affect Federally-listed endangered or threatened species or designated critical habitat, the pre-construction notification must include the name(s) of the endangered or threatened species that might be affected by the proposed activity or that utilize the designated critical habitat that might be affected by the proposed activity. The district engineer will determine whether the proposed activity “may affect” or will have “no effect” to listed species and designated critical habitat and will notify the non-Federal applicant of the Corps’ determination within 45 days of receipt of a complete pre-construction notification. In cases where the non-Federal applicant has identified listed species or critical habitat that might be affected or is in the vicinity of the activity, and has so notified the Corps, the applicant shall not begin work until the Corps has provided notification that the proposed activity will have “no effect” on listed species or critical habitat, or until ESA section 7 consultation has been completed. If the non-Federal applicant has not heard back from the Corps within 45 days, the applicant must still wait for notification from the Corps.

(d) As a result of formal or informal consultation with the FWS or NMFS the district engineer may add species-specific permit conditions to the NWPs.

(e) Authorization of an activity by an NWP does not authorize the “take” of a threatened or endangered species as defined under the ESA. In the absence of separate authorization (e.g., an ESA Section 10 Permit, a Biological Opinion with “incidental take” provisions, etc.) from the FWS or the NMFS, the Endangered Species Act prohibits any person subject to the jurisdiction of the United States to take a listed species, where "take" means to harass, harm, pursue, hunt, shoot, wound, kill, trap, capture, or collect, or to attempt to engage in any such conduct. The word “harm” in the definition of “take” means an act which actually kills or injures wildlife. Such an act may include significant habitat modification or degradation where it actually kills or injures wildlife by significantly impairing essential behavioral patterns, including breeding, feeding or sheltering.

(f) If the non-federal permittee has a valid ESA section 10(a)(1)(B) incidental take permit with an approved Habitat Conservation Plan for a project or a group of projects that includes the proposed NWP activity, the non-federal applicant should provide a copy of that ESA section 10(a)(1)(B) permit with the PCN required by paragraph (c) of this general condition. The district engineer will coordinate with the agency that issued the ESA section 10(a)(1)(B) permit to determine whether the proposed NWP activity and the associated incidental take were considered in the internal ESA section 7 consultation conducted for the ESA section 10(a)(1)(B) permit. If that coordination results in concurrence from the agency that the proposed NWP activity and the associated incidental take were considered in the internal ESA section 7 consultation for the ESA section 10(a)(1)(B) permit, the district engineer does not need to conduct a separate ESA section 7 consultation for the proposed NWP activity. The district engineer will notify the non-federal applicant within 45 days of receipt of a complete pre-construction notification whether the ESA section 10(a)(1)(B) permit covers the proposed NWP activity or whether additional ESA section 7 consultation is required.

(g) Information on the location of threatened and endangered species and their critical habitat can be obtained directly from the offices of the FWS and NMFS or their world wide web pages at <http://www.fws.gov/> or <http://www.fws.gov/ipac> and <http://www.nmfs.noaa.gov/pr/species/esa/> respectively.

19. Migratory Birds and Bald and Golden Eagles. The permittee is responsible for ensuring their action complies with the Migratory Bird Treaty Act and the Bald and Golden Eagle Protection Act. The permittee is responsible for contacting appropriate local office of the U.S. Fish and Wildlife Service to determine applicable measures to reduce impacts to migratory birds or eagles, including whether “incidental take” permits are necessary and available under the Migratory Bird Treaty Act or Bald and Golden Eagle Protection Act for a particular activity.

20. Historic Properties. (a) In cases where the district engineer determines that the activity may have the potential to cause effects to properties listed, or eligible for listing, in the National Register of Historic Places, the activity is not authorized, until the requirements of Section 106 of the National Historic Preservation Act (NHPA) have been satisfied.

(b) Federal permittees should follow their own procedures for complying with the requirements of section 106 of the National Historic Preservation Act. If pre-construction notification is required for the proposed NWP activity, the Federal permittee must provide the district engineer with the appropriate documentation to demonstrate compliance with those requirements. The district engineer will verify that the appropriate documentation has been submitted. If the appropriate documentation is not submitted, then additional consultation under section 106 may be necessary. The respective federal agency is responsible for fulfilling its obligation to comply with section 106.

(c) Non-federal permittees must submit a pre-construction notification to the district engineer if the NWP activity might have the potential to cause effects to any historic properties listed on, determined to be eligible for listing on, or potentially eligible for listing on the National Register of Historic Places, including previously unidentified properties. For such activities, the pre-construction notification must state which historic properties might have the potential to be affected by the proposed NWP activity or include a vicinity map indicating the location of the historic properties or the potential for the presence of historic properties. Assistance regarding information on the location of, or potential for, the presence of historic properties can be sought from the State Historic Preservation Officer, Tribal Historic Preservation Officer, or designated tribal representative, as appropriate, and the National Register of Historic Places (see 33 CFR 330.4(g)). When reviewing pre-construction notifications, district engineers will comply with the current procedures for addressing the requirements of section 106 of the National Historic Preservation Act. The district engineer shall make a reasonable and good faith effort to carry out appropriate identification efforts, which may include background research, consultation, oral history interviews, sample field investigation, and field survey. Based on the information submitted in the PCN and these identification efforts, the district engineer shall determine whether the proposed NWP activity has the potential to cause effects on the historic properties. Section 106 consultation is not required when the district engineer determines that the activity does not have the potential to cause effects on historic properties (see 36 CFR 800.3(a)). Section 106 consultation is required when the district engineer determines that the activity has the potential to cause effects on historic properties. The district engineer will conduct consultation with consulting parties identified under 36 CFR 800.2(c) when he or she makes any of the following effect determinations for the purposes of section 106 of the NHPA: no historic properties affected, no adverse effect, or adverse effect. Where the non-Federal applicant has identified historic properties on which the activity might have the potential to cause effects and so notified the Corps, the non-Federal applicant shall not begin the activity until notified by the district engineer either that the activity has no potential to cause effects to historic properties or that NHPA section 106 consultation has been completed.

(d) For non-federal permittees, the district engineer will notify the prospective permittee within 45 days of receipt of a complete pre-construction notification whether NHPA section 106 consultation is required. If NHPA section 106 consultation is required, the district engineer will notify the non-Federal applicant that he or she cannot

begin the activity until section 106 consultation is completed. If the non-Federal applicant has not heard back from the Corps within 45 days, the applicant must still wait for notification from the Corps.

(e) Prospective permittees should be aware that section 110k of the NHPA (54 U.S.C. 306113) prevents the Corps from granting a permit or other assistance to an applicant who, with intent to avoid the requirements of section 106 of the NHPA, has intentionally significantly adversely affected a historic property to which the permit would relate, or having legal power to prevent it, allowed such significant adverse effect to occur, unless the Corps, after consultation with the Advisory Council on Historic Preservation (ACHP), determines that circumstances justify granting such assistance despite the adverse effect created or permitted by the applicant. If circumstances justify granting the assistance, the Corps is required to notify the ACHP and provide documentation specifying the circumstances, the degree of damage to the integrity of any historic properties affected, and proposed mitigation. This documentation must include any views obtained from the applicant, SHPO/THPO, appropriate Indian tribes if the undertaking occurs on or affects historic properties on tribal lands or affects properties of interest to those tribes, and other parties known to have a legitimate interest in the impacts to the permitted activity on historic properties.

21. Discovery of Previously Unknown Remains and Artifacts. If you discover any previously unknown historic, cultural or archeological remains and artifacts while accomplishing the activity authorized by this permit, you must immediately notify the district engineer of what you have found, and to the maximum extent practicable, avoid construction activities that may affect the remains and artifacts until the required coordination has been completed. The district engineer will initiate the Federal, Tribal, and state coordination required to determine if the items or remains warrant a recovery effort or if the site is eligible for listing in the National Register of Historic Places.

22. Designated Critical Resource Waters. Critical resource waters include, NOAA-managed marine sanctuaries and marine monuments, and National Estuarine Research Reserves. The district engineer may designate, after notice and opportunity for public comment, additional waters officially designated by a state as having particular environmental or ecological significance, such as outstanding national resource waters or state natural heritage sites. The district engineer may also designate additional critical resource waters after notice and opportunity for public comment.

(a) Discharges of dredged or fill material into waters of the United States are not authorized by NWPs 7, 12, 14, 16, 17, 21, 29, 31, 35, 39, 40, 42, 43, 44, 49, 50, 51, and 52 for any activity within, or directly affecting, critical resource waters, including wetlands adjacent to such waters.

(b) For NWPs 3, 8, 10, 13, 15, 18, 19, 22, 23, 25, 27, 28, 30, 33, 34, 36, 37, 38, and 54, notification is required in accordance with general condition 32, for any activity proposed in the designated critical resource waters including wetlands adjacent to those

waters. The district engineer may authorize activities under these NWP's only after it is determined that the impacts to the critical resource waters will be no more than minimal.

23. Mitigation. The district engineer will consider the following factors when determining appropriate and practicable mitigation necessary to ensure that the individual and cumulative adverse environmental effects are no more than minimal:

(a) The activity must be designed and constructed to avoid and minimize adverse effects, both temporary and permanent, to waters of the United States to the maximum extent practicable at the project site (i.e., on site).

(b) Mitigation in all its forms (avoiding, minimizing, rectifying, reducing, or compensating for resource losses) will be required to the extent necessary to ensure that the individual and cumulative adverse environmental effects are no more than minimal.

(c) Compensatory mitigation at a minimum one-for-one ratio will be required for all wetland losses that exceed 1/10-acre and require pre-construction notification, unless the district engineer determines in writing that either some other form of mitigation would be more environmentally appropriate or the adverse environmental effects of the proposed activity are no more than minimal, and provides an activity-specific waiver of this requirement. For wetland losses of 1/10-acre or less that require pre-construction notification, the district engineer may determine on a case-by-case basis that compensatory mitigation is required to ensure that the activity results in only minimal adverse environmental effects.

(d) For losses of streams or other open waters that require pre-construction notification, the district engineer may require compensatory mitigation to ensure that the activity results in no more than minimal adverse environmental effects. Compensatory mitigation for losses of streams should be provided, if practicable, through stream rehabilitation, enhancement, or preservation, since streams are difficult-to-replace resources (see 33 CFR 332.3(e)(3)).

(e) Compensatory mitigation plans for NWP activities in or near streams or other open waters will normally include a requirement for the restoration or enhancement, maintenance, and legal protection (e.g., conservation easements) of riparian areas next to open waters. In some cases, the restoration or maintenance/protection of riparian areas may be the only compensatory mitigation required. Restored riparian areas should consist of native species. The width of the required riparian area will address documented water quality or aquatic habitat loss concerns. Normally, the riparian area will be 25 to 50 feet wide on each side of the stream, but the district engineer may require slightly wider riparian areas to address documented water quality or habitat loss concerns. If it is not possible to restore or maintain/protect a riparian area on both sides of a stream, or if the waterbody is a lake or coastal waters, then restoring or maintaining/protecting a riparian area along a single bank or shoreline may be sufficient. Where both wetlands and open waters exist on the project site, the district engineer will determine the appropriate compensatory mitigation (e.g., riparian areas and/or wetlands compensation) based on

what is best for the aquatic environment on a watershed basis. In cases where riparian areas are determined to be the most appropriate form of minimization or compensatory mitigation, the district engineer may waive or reduce the requirement to provide wetland compensatory mitigation for wetland losses.

(f) Compensatory mitigation projects provided to offset losses of aquatic resources must comply with the applicable provisions of 33 CFR part 332.

(1) The prospective permittee is responsible for proposing an appropriate compensatory mitigation option if compensatory mitigation is necessary to ensure that the activity results in no more than minimal adverse environmental effects. For the NWP, the preferred mechanism for providing compensatory mitigation is mitigation bank credits or in-lieu fee program credits (see 33 CFR 332.3(b)(2) and (3)). However, if an appropriate number and type of mitigation bank or in-lieu credits are not available at the time the PCN is submitted to the district engineer, the district engineer may approve the use of permittee-responsible mitigation.

(2) The amount of compensatory mitigation required by the district engineer must be sufficient to ensure that the authorized activity results in no more than minimal individual and cumulative adverse environmental effects (see 33 CFR 330.1(e)(3)). (See also 33 CFR 332.3(f)).

(3) Since the likelihood of success is greater and the impacts to potentially valuable uplands are reduced, aquatic resource restoration should be the first compensatory mitigation option considered for permittee-responsible mitigation.

(4) If permittee-responsible mitigation is the proposed option, the prospective permittee is responsible for submitting a mitigation plan. A conceptual or detailed mitigation plan may be used by the district engineer to make the decision on the NWP verification request, but a final mitigation plan that addresses the applicable requirements of 33 CFR 332.4(c)(2) through (14) must be approved by the district engineer before the permittee begins work in waters of the United States, unless the district engineer determines that prior approval of the final mitigation plan is not practicable or not necessary to ensure timely completion of the required compensatory mitigation (see 33 CFR 332.3(k)(3)).

(5) If mitigation bank or in-lieu fee program credits are the proposed option, the mitigation plan only needs to address the baseline conditions at the impact site and the number of credits to be provided.

(6) Compensatory mitigation requirements (e.g., resource type and amount to be provided as compensatory mitigation, site protection, ecological performance standards, monitoring requirements) may be addressed through conditions added to the NWP authorization, instead of components of a compensatory mitigation plan (see 33 CFR 332.4(c)(1)(ii)).

(g) Compensatory mitigation will not be used to increase the acreage losses allowed by the acreage limits of the NWPs. For example, if an NWP has an acreage limit of 1/2-acre, it cannot be used to authorize any NWP activity resulting in the loss of greater than 1/2-acre of waters of the United States, even if compensatory mitigation is provided that replaces or restores some of the lost waters. However, compensatory mitigation can and should be used, as necessary, to ensure that an NWP activity already meeting the established acreage limits also satisfies the no more than minimal impact requirement for the NWPs.

(h) Permittees may propose the use of mitigation banks, in-lieu fee programs, or permittee-responsible mitigation. When developing a compensatory mitigation proposal, the permittee must consider appropriate and practicable options consistent with the framework at 33 CFR 332.3(b). For activities resulting in the loss of marine or estuarine resources, permittee-responsible mitigation may be environmentally preferable if there are no mitigation banks or in-lieu fee programs in the area that have marine or estuarine credits available for sale or transfer to the permittee. For permittee-responsible mitigation, the special conditions of the NWP verification must clearly indicate the party or parties responsible for the implementation and performance of the compensatory mitigation project, and, if required, its long-term management.

(i) Where certain functions and services of waters of the United States are permanently adversely affected by a regulated activity, such as discharges of dredged or fill material into waters of the United States that will convert a forested or scrub-shrub wetland to a herbaceous wetland in a permanently maintained utility line right-of-way, mitigation may be required to reduce the adverse environmental effects of the activity to the no more than minimal level.

24. Safety of Impoundment Structures. To ensure that all impoundment structures are safely designed, the district engineer may require non-Federal applicants to demonstrate that the structures comply with established state dam safety criteria or have been designed by qualified persons. The district engineer may also require documentation that the design has been independently reviewed by similarly qualified persons, and appropriate modifications made to ensure safety.

25. Water Quality. Where States and authorized Tribes, or EPA where applicable, have not previously certified compliance of an NWP with CWA section 401, individual 401 Water Quality Certification must be obtained or waived (see 33 CFR 330.4(c)). The district engineer or State or Tribe may require additional water quality management measures to ensure that the authorized activity does not result in more than minimal degradation of water quality.

26. Coastal Zone Management. In coastal states where an NWP has not previously received a state coastal zone management consistency concurrence, an individual state coastal zone management consistency concurrence must be obtained, or a presumption of concurrence must occur (see 33 CFR 330.4(d)). The district engineer or a

State may require additional measures to ensure that the authorized activity is consistent with state coastal zone management requirements.

27. Regional and Case-By-Case Conditions. The activity must comply with any regional conditions that may have been added by the Division Engineer (see 33 CFR 330.4(e)) and with any case specific conditions added by the Corps or by the state, Indian Tribe, or U.S. EPA in its section 401 Water Quality Certification, or by the state in its Coastal Zone Management Act consistency determination.

28. Use of Multiple Nationwide Permits. The use of more than one NWP for a single and complete project is prohibited, except when the acreage loss of waters of the United States authorized by the NWPs does not exceed the acreage limit of the NWP with the highest specified acreage limit. For example, if a road crossing over tidal waters is constructed under NWP 14, with associated bank stabilization authorized by NWP 13, the maximum acreage loss of waters of the United States for the total project cannot exceed 1/3-acre.

29. Transfer of Nationwide Permit Verifications. If the permittee sells the property associated with a nationwide permit verification, the permittee may transfer the nationwide permit verification to the new owner by submitting a letter to the appropriate Corps district office to validate the transfer. A copy of the nationwide permit verification must be attached to the letter, and the letter must contain the following statement and signature:

“When the structures or work authorized by this nationwide permit are still in existence at the time the property is transferred, the terms and conditions of this nationwide permit, including any special conditions, will continue to be binding on the new owner(s) of the property. To validate the transfer of this nationwide permit and the associated liabilities associated with compliance with its terms and conditions, have the transferee sign and date below.”

(Transferee)

(Date)

30. Compliance Certification. Each permittee who receives an NWP verification letter from the Corps must provide a signed certification documenting completion of the authorized activity and implementation of any required compensatory mitigation. The success of any required permittee-responsible mitigation, including the achievement of ecological performance standards, will be addressed separately by the district engineer.

The Corps will provide the permittee the certification document with the NWP verification letter. The certification document will include:

(a) A statement that the authorized activity was done in accordance with the NWP authorization, including any general, regional, or activity-specific conditions;

(b) A statement that the implementation of any required compensatory mitigation was completed in accordance with the permit conditions. If credits from a mitigation bank or in-lieu fee program are used to satisfy the compensatory mitigation requirements, the certification must include the documentation required by 33 CFR 332.3(l)(3) to confirm that the permittee secured the appropriate number and resource type of credits; and

(c) The signature of the permittee certifying the completion of the activity and mitigation.

The completed certification document must be submitted to the district engineer within 30 days of completion of the authorized activity or the implementation of any required compensatory mitigation, whichever occurs later.

31. Activities Affecting Structures or Works Built by the United States. If an NWP activity also requires permission from the Corps pursuant to 33 U.S.C. 408 because it will alter or temporarily or permanently occupy or use a U.S. Army Corps of Engineers (USACE) federally authorized Civil Works project (a "USACE project"), the prospective permittee must submit a pre-construction notification. See paragraph (b)(10) of general condition 32. An activity that requires section 408 permission is not authorized by NWP until the appropriate Corps office issues the section 408 permission to alter, occupy, or use the USACE project, and the district engineer issues a written NWP verification.

32. Pre-Construction Notification. (a) Timing. Where required by the terms of the NWP, the prospective permittee must notify the district engineer by submitting a pre-construction notification (PCN) as early as possible. The district engineer must determine if the PCN is complete within 30 calendar days of the date of receipt and, if the PCN is determined to be incomplete, notify the prospective permittee within that 30 day period to request the additional information necessary to make the PCN complete. The request must specify the information needed to make the PCN complete. As a general rule, district engineers will request additional information necessary to make the PCN complete only once. However, if the prospective permittee does not provide all of the requested information, then the district engineer will notify the prospective permittee that the PCN is still incomplete and the PCN review process will not commence until all of the requested information has been received by the district engineer. The prospective permittee shall not begin the activity until either:

(1) He or she is notified in writing by the district engineer that the activity may proceed under the NWP with any special conditions imposed by the district or division engineer; or

(2) 45 calendar days have passed from the district engineer's receipt of the complete PCN and the prospective permittee has not received written notice from the district or division engineer. However, if the permittee was required to notify the Corps pursuant to general condition 18 that listed species or critical habitat might be affected or are in the vicinity of the activity, or to notify the Corps pursuant to general condition 20 that the activity might have the potential to cause effects to historic properties, the permittee cannot begin the activity until receiving written notification from the Corps that there is "no effect" on listed species or "no potential to cause effects" on historic properties, or that any consultation required under Section 7 of the Endangered Species Act (see 33 CFR 330.4(f)) and/or section 106 of the National Historic Preservation Act (see 33 CFR 330.4(g)) has been completed. Also, work cannot begin under NWPs 21, 49, or 50 until the permittee has received written approval from the Corps. If the proposed activity requires a written waiver to exceed specified limits of an NWP, the permittee may not begin the activity until the district engineer issues the waiver. If the district or division engineer notifies the permittee in writing that an individual permit is required within 45 calendar days of receipt of a complete PCN, the permittee cannot begin the activity until an individual permit has been obtained. Subsequently, the permittee's right to proceed under the NWP may be modified, suspended, or revoked only in accordance with the procedure set forth in 33 CFR 330.5(d)(2).

(b) Contents of Pre-Construction Notification: The PCN must be in writing and include the following information:

- (1) Name, address and telephone numbers of the prospective permittee;
- (2) Location of the proposed activity;
- (3) Identify the specific NWP or NWP(s) the prospective permittee wants to use to authorize the proposed activity;
- (4) A description of the proposed activity; the activity's purpose; direct and indirect adverse environmental effects the activity would cause, including the anticipated amount of loss of wetlands, other special aquatic sites, and other waters expected to result from the NWP activity, in acres, linear feet, or other appropriate unit of measure; a description of any proposed mitigation measures intended to reduce the adverse environmental effects caused by the proposed activity; and any other NWP(s), regional general permit(s), or individual permit(s) used or intended to be used to authorize any part of the proposed project or any related activity, including other separate and distant crossings for linear projects that require Department of the Army authorization but do not require pre-construction notification. The description of the proposed activity and any proposed mitigation measures should be sufficiently detailed to allow the district engineer to determine that the adverse environmental effects of the activity will be no more than minimal and to determine the need for compensatory mitigation or other mitigation measures. For single and complete linear projects, the PCN must include the quantity of anticipated losses of wetlands, other special aquatic sites, and other waters for each single and complete crossing of those wetlands, other special aquatic sites, and other

waters. Sketches should be provided when necessary to show that the activity complies with the terms of the NWP. (Sketches usually clarify the activity and when provided results in a quicker decision. Sketches should contain sufficient detail to provide an illustrative description of the proposed activity (e.g., a conceptual plan), but do not need to be detailed engineering plans);

(5) The PCN must include a delineation of wetlands, other special aquatic sites, and other waters, such as lakes and ponds, and perennial, intermittent, and ephemeral streams, on the project site. Wetland delineations must be prepared in accordance with the current method required by the Corps. The permittee may ask the Corps to delineate the special aquatic sites and other waters on the project site, but there may be a delay if the Corps does the delineation, especially if the project site is large or contains many wetlands, other special aquatic sites, and other waters. Furthermore, the 45 day period will not start until the delineation has been submitted to or completed by the Corps, as appropriate;

(6) If the proposed activity will result in the loss of greater than 1/10-acre of wetlands and a PCN is required, the prospective permittee must submit a statement describing how the mitigation requirement will be satisfied, or explaining why the adverse environmental effects are no more than minimal and why compensatory mitigation should not be required. As an alternative, the prospective permittee may submit a conceptual or detailed mitigation plan.

(7) For non-Federal permittees, if any listed species or designated critical habitat might be affected or is in the vicinity of the activity, or if the activity is located in designated critical habitat, the PCN must include the name(s) of those endangered or threatened species that might be affected by the proposed activity or utilize the designated critical habitat that might be affected by the proposed activity. For NWP activities that require pre-construction notification, Federal permittees must provide documentation demonstrating compliance with the Endangered Species Act;

(8) For non-Federal permittees, if the NWP activity might have the potential to cause effects to a historic property listed on, determined to be eligible for listing on, or potentially eligible for listing on, the National Register of Historic Places, the PCN must state which historic property might have the potential to be affected by the proposed activity or include a vicinity map indicating the location of the historic property. For NWP activities that require pre-construction notification, Federal permittees must provide documentation demonstrating compliance with section 106 of the National Historic Preservation Act;

(9) For an activity that will occur in a component of the National Wild and Scenic River System, or in a river officially designated by Congress as a "study river" for possible inclusion in the system while the river is in an official study status, the PCN must identify the Wild and Scenic River or the "study river" (see general condition 16); and

(10) For an activity that requires permission from the Corps pursuant to 33 U.S.C. 408 because it will alter or temporarily or permanently occupy or use a U.S. Army Corps of Engineers federally authorized civil works project, the pre-construction notification must include a statement confirming that the project proponent has submitted a written request for section 408 permission from the Corps office having jurisdiction over that USACE project.

(c) Form of Pre-Construction Notification: The standard individual permit application form (Form ENG 4345) may be used, but the completed application form must clearly indicate that it is an NWP PCN and must include all of the applicable information required in paragraphs (b)(1) through (10) of this general condition. A letter containing the required information may also be used. Applicants may provide electronic files of PCNs and supporting materials if the district engineer has established tools and procedures for electronic submittals.

(d) Agency Coordination: (1) The district engineer will consider any comments from Federal and state agencies concerning the proposed activity's compliance with the terms and conditions of the NWPs and the need for mitigation to reduce the activity's adverse environmental effects so that they are no more than minimal.

(2) Agency coordination is required for: (i) all NWP activities that require pre-construction notification and result in the loss of greater than 1/2-acre of waters of the United States; (ii) NWP 21, 29, 39, 40, 42, 43, 44, 50, 51, and 52 activities that require pre-construction notification and will result in the loss of greater than 300 linear feet of stream bed; (iii) NWP 13 activities in excess of 500 linear feet, fills greater than one cubic yard per running foot, or involve discharges of dredged or fill material into special aquatic sites; and (iv) NWP 54 activities in excess of 500 linear feet, or that extend into the waterbody more than 30 feet from the mean low water line in tidal waters or the ordinary high water mark in the Great Lakes.

(3) When agency coordination is required, the district engineer will immediately provide (e.g., via e-mail, facsimile transmission, overnight mail, or other expeditious manner) a copy of the complete PCN to the appropriate Federal or state offices (FWS, state natural resource or water quality agency, EPA, and, if appropriate, the NMFS). With the exception of NWP 37, these agencies will have 10 calendar days from the date the material is transmitted to notify the district engineer via telephone, facsimile transmission, or e-mail that they intend to provide substantive, site-specific comments. The comments must explain why the agency believes the adverse environmental effects will be more than minimal. If so contacted by an agency, the district engineer will wait an additional 15 calendar days before making a decision on the pre-construction notification. The district engineer will fully consider agency comments received within the specified time frame concerning the proposed activity's compliance with the terms and conditions of the NWPs, including the need for mitigation to ensure the net adverse environmental effects of the proposed activity are no more than minimal. The district engineer will provide no response to the resource agency, except as provided below. The district engineer will indicate in the administrative record associated with each pre-construction

notification that the resource agencies' concerns were considered. For NWP 37, the emergency watershed protection and rehabilitation activity may proceed immediately in cases where there is an unacceptable hazard to life or a significant loss of property or economic hardship will occur. The district engineer will consider any comments received to decide whether the NWP 37 authorization should be modified, suspended, or revoked in accordance with the procedures at 33 CFR 330.5.

(4) In cases of where the prospective permittee is not a Federal agency, the district engineer will provide a response to NMFS within 30 calendar days of receipt of any Essential Fish Habitat conservation recommendations, as required by section 305(b)(4)(B) of the Magnuson-Stevens Fishery Conservation and Management Act.

(5) Applicants are encouraged to provide the Corps with either electronic files or multiple copies of pre-construction notifications to expedite agency coordination.



MATTHEW G. BEVIN
GOVERNOR

CHARLES G. SNAVELY
SECRETARY

**ENERGY AND ENVIRONMENT CABINET
DEPARTMENT FOR ENVIRONMENTAL PROTECTION**

R. BRUCE SCOTT
COMMISSIONER

300 SOWER BOULEVARD
FRANKFORT, KENTUCKY 40601

**General Certification--Nationwide Permit # 14
Linear Transportation Projects**

This General Certification is issued March 19, 2017, in conformity with the requirements of Section 401 of the Clean Water Act of 1977, as amended (33 U.S.C. §1341), as well as Kentucky Statute KRS 224.16-050.

For this and all nationwide permits, the definition of surface water is as per 401 KAR 10:001 Chapter 10, Section 1(80): Surface Waters means those waters having well-defined banks and beds, either constantly or intermittently flowing; lakes and impounded waters; marshes and wetlands; and any subterranean waters flowing in well-defined channels and having a demonstrable hydrologic connection with the surface. Lagoons used for waste treatment and effluent ditches that are situated on property owned, leased, or under valid easement by a permitted discharger are not considered to be surface waters of the commonwealth.

Agricultural operations, as defined by KRS 224.71-100(1) conducting activities pursuant to KRS 224.71-100 (3), (4), (5), (6), or 10 are deemed to have certification if they are implementing an Agriculture Water Quality Plan pursuant to KRS 224.71-145.

For all other operations, the Commonwealth of Kentucky hereby certifies under Section 401 of the Clean Water Act (CWA) that it has reasonable assurances that applicable water quality standards under Kentucky Administrative Regulations Title 401, Chapter 10, established pursuant to Sections 301, 302, 304, 306 and 307 of the CWA, will not be violated for the activity covered under NATIONWIDE PERMIT 14, namely Linear Transportation Projects, provided that the following conditions are met:

1. The activity will not occur within surface waters of the Commonwealth identified by the Kentucky Division of Water as Outstanding State or National Resource Water, Cold Water Aquatic Habitat, or Exceptional Waters.
2. The activity will not occur within surface waters of the Commonwealth identified as perpetually-protected (e.g. deed restriction, conservation easement) mitigation sites.
3. The activity will impact less than 1/2 acre of wetland/marsh.

General Certification--Nationwide Permit # 14
Linear Transportation Projects
Page 2

4. The activity will impact less than 300 linear feet of surface waters of the Commonwealth. Stream realignment greater than 100 feet and in-stream stormwater detention/retention basins are not covered under this general water quality certification.
5. For complete linear transportation projects, all impacts shall not exceed a cumulative length of 500 linear feet within each Hydrologic Unit Code (HUC) 14.
6. Any crossings must be constructed in a manner that does not impede natural water flow.
7. Stream impacts covered under this General Water Quality Certification and undertaken by those persons defined as an agricultural operation under the Agricultural Water Quality Act must be completed in compliance with the Kentucky Agricultural Water Quality Plan (KWQP).
8. The Kentucky Division of Water may require submission of a formal application for an individual certification for any project if the project has been determined to likely have a significant adverse effect upon water quality or degrade the waters of the Commonwealth so that existing uses of the water body or downstream waters are precluded.
9. Activities that do not meet the conditions of this General Water Quality Certification require an Individual Section 401 Water Quality Certification.
10. Activities qualifying for coverage under this General Water Quality Certification are subject to the following conditions:
 - Projects requiring in-stream stormwater detention/retention basins shall require individual water quality certifications.
 - Erosion and sedimentation pollution control plans and Best Management Practices must be designed, installed, and maintained in effective operating condition at all times during construction activities so that violations of state water quality standards do not occur (401 KAR 10:031 Section 2 and KRS 224.70-100).
 - Sediment and erosion control measures, such as check-dams constructed of any material, silt fencing, hay bales, etc., shall not be placed within surface waters of the Commonwealth, either temporarily or permanently, without prior approval by the Kentucky Division of Water's Water Quality Certification Section. If placement of sediment and erosion control measures in surface waters is unavoidable, design and placement of temporary erosion control measures shall not be conducted in such a manner that may result in instability of streams that are adjacent to,

General Certification--Nationwide Permit # 14
Linear Transportation Projects
Page 3

upstream, or downstream of the structures. All sediment and erosion control devices shall be removed and the natural grade restored within the completion timeline of the activities.

- Measures shall be taken to prevent or control spills of fuels, lubricants, or other toxic materials used in construction from entering the watercourse.
- Removal of riparian vegetation in the utility line right-of-way shall be limited to that necessary for equipment access.
- To the maximum extent practicable, all in-stream work under this certification shall be performed under low-flow conditions.
- Heavy equipment, e.g. bulldozers, backhoes, draglines, etc., if required for this project, should not be used or operated within the stream channel. In those instances in which such in-stream work is unavoidable, then it shall be performed in such a manner and duration as to minimize turbidity and disturbance to substrates and bank or riparian vegetation.
- Any fill shall be of such composition that it will not adversely affect the biological, chemical, or physical properties of the receiving waters and/or cause violations of water quality standards. If rip-rap is utilized, it should be of such weight and size that bank stress or slump conditions will not be created because of its placement.
- If there are water supply intakes located downstream that may be affected by increased turbidity and suspended solids, the permittee shall notify the operator when such work will be done.
- Should evidence of stream pollution or jurisdictional wetland impairment and/or violations of water quality standards occur as a result of this activity (either from a spill or other forms of water pollution), the KDOW shall be notified immediately by calling (800) 928-2380.

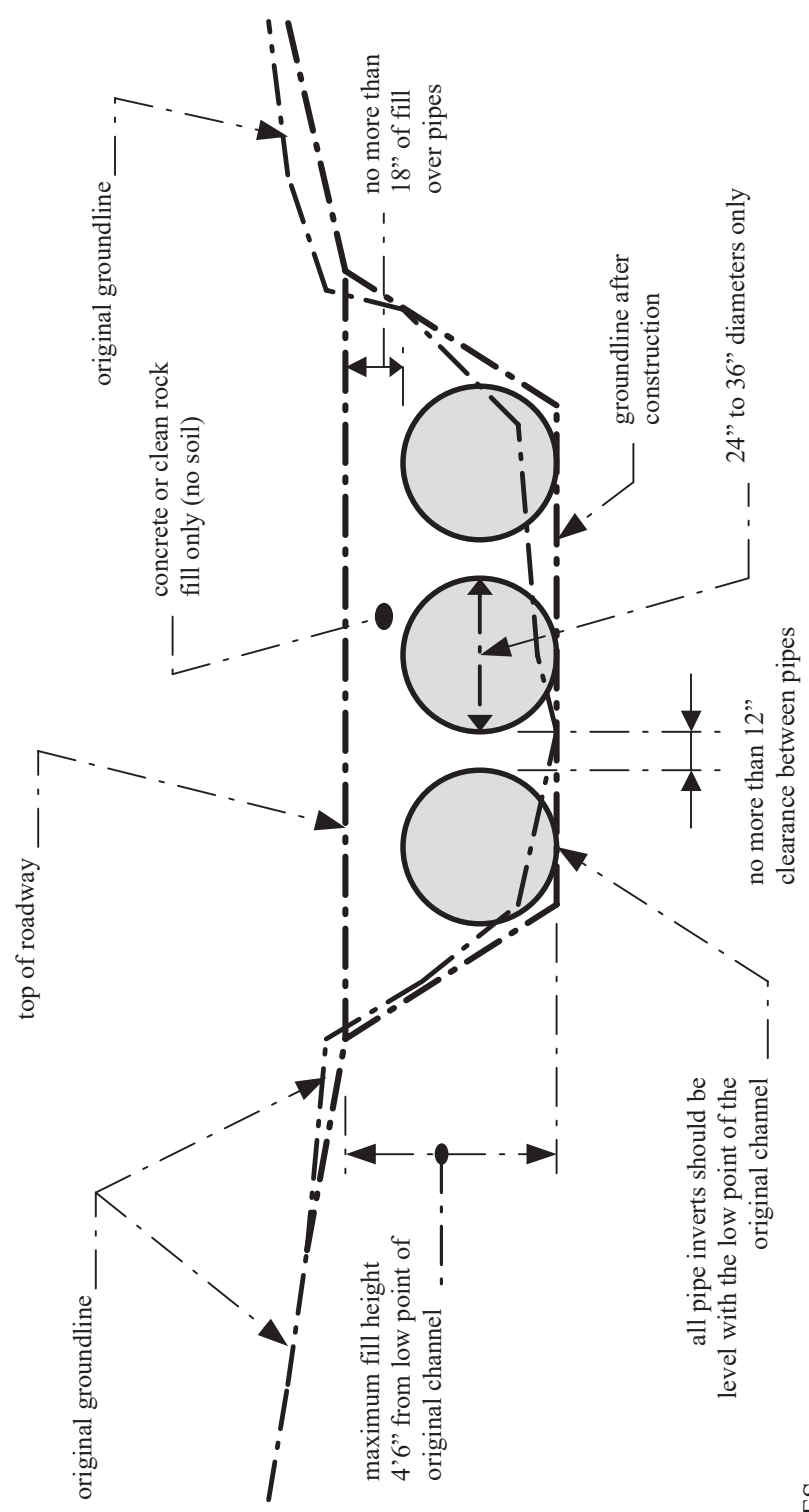
Non-compliance with the conditions of this general certification or violation of Kentucky state water quality standards may result in civil penalties.

GENERAL CONDITIONS FOR WATER QUALITY CERTIFICATION

1. The Kentucky Division of Water may require submission of a formal application for an Individual Certification for any project if the project has been determined to likely have a significant adverse effect upon water quality or degrade the waters of the Commonwealth so that existing uses of the water body or downstream waters are precluded.
2. Nationwide permits issued by the U.S. Army Corps of Engineers for projects in Outstanding State Resource Waters, Cold Water Aquatic Habitats, and Exceptional Waters as defined by 401 KAR 10:026 shall require individual water quality certifications.
3. Projects requiring in-stream stormwater detention/retention basins shall require individual water quality certifications.
4. Erosion and sedimentation pollution control plans and Best Management Practices must be designed, installed, and maintained in effective operating condition at all times during construction activities so that violations of state water quality standards do not occur.
5. Sediment and erosion control measures (e.g., check-dams, silt fencing, or hay bales) shall not be placed within surface waters of the Commonwealth, either temporarily or permanently, without prior approval by the Kentucky Division of Water's Water Quality Certification Section. If placement of sediment and erosion control measures in surface waters is unavoidable, placement shall not be conducted in such a manner that may cause instability of streams that are adjacent to, upstream, or downstream of the structures. All sediment and erosion control measures shall be removed and the natural grade restored prior to withdrawal from the site.
6. Measures shall be taken to prevent or control spills of fuels, lubricants, or other toxic materials used in construction from entering the watercourse.
7. To the maximum extent practicable, all in-stream work under this certification shall be performed during low flow.
8. Heavy equipment (e.g. bulldozers, backhoes, draglines, etc.), if required for this project, should not be used or operated within the stream channel. In those instances where such in-stream work is unavoidable, then it shall be performed in such a manner and duration as to minimize re-suspension of sediments and disturbance to the channel, banks, or riparian vegetation.
9. If there are water supply intakes located downstream that may be affected by increased turbidity, the permittee shall notify the operator when work will be performed.
10. Removal of existing riparian vegetation should be restricted to the minimum necessary for project construction.

11. Should stream pollution, wetland impairment, and/or violations of water quality standards occur as a result of this activity (either from a spill or other forms of water pollution), the Kentucky Division of Water shall be notified immediately by calling 800/564-2380.

ATTACHMENT 1



NOTES:

1. This is a conceptual drawing. The number and size of pipes and other details will vary depending on specific site conditions.
2. The pipes and backfill must be contained within the stream channel as shown above. During the construction of the approaches and access roadway across the floodplain, unstable and unconsolidated materials unsuitable for roadways may be excavated and replaced with riprap, crushed stone, or other stable road construction materials. This may only be done, however, with the following provisions: (1) the disposal of excess, unconsolidated materials thus excavated must be outside of the floodplain and (2) the finished surface of the completed road may be no more than three inches (3") above the pre-construction surface of the floodplain at any point beyond the top of banks.

LOW-WATER CROSSING

STANDARD DRAWING
Not to Scale

KyTC BMP Plan for Project PCN ## - #####



Kentucky Transportation Cabinet

Highway District 10

And

_____ **(2), Construction**

Kentucky Pollutant Discharge Elimination System Permit KYR10

Best Management Practices (BMP) plan

Groundwater protection plan

For Highway Construction Activities

For KYTC SYP #10-0150.00

**[Reconstructing of roadway and replacing bridge
on Adams Ridge Road in Clay City, Powell
County]**

Project: PCN ## - #####

KyTC BMP Plan for Project PCN ## -

Project information

Note – (1) = Design (2) = Construction (3) = Contractor

1. Owner – Kentucky Transportation Cabinet, District _10_
2. Resident Engineer: (2)
3. Contractor name: (2)
Address: (2)

Phone number: (2)
Contact: (2)
Contractors agent responsible for compliance with the KPDES permit requirements (3):
4. Project Control Number (2)
5. Route (Address) Adams Ridge Road in Clay City (1)
6. Latitude/Longitude (project mid-point) 37°51'49", -83°56'23" (1)
7. County (project mid-point) Powell County. (1)
8. Project start date (date work will begin): (2)
9. Projected completion date: (2)

A. Site description:

1. Nature of Construction Activity (from letting project description)
Reconstruction of roadway and replacement of a bridge on Adams Ridge Road in Clay City. (1)
2. Order of major soil disturbing activities (2) and (3)
3. Projected volume of material to be moved
1281 cubic yards to be excavated. (1)

KyTC BMP Plan for Project PCN ## -

4. Estimate of total project area (acres) 2.3 acre (1)
5. Estimate of area to be disturbed (acres) 2.2 acre (1)
6. Post construction runoff coefficient will be included in the project drainage folder. Persons needing information pertaining to the runoff coefficient will contact the resident engineer to request this information.
7. Data describing existing soil condition (2)
8. Data describing existing discharge water quality (if any) (1) & (2)
Muddy due to failing roadway embankment slope.
9. Receiving water name **Brush Creek**
10. TMDLs and Pollutants of Concern in Receiving Waters: (1 DEA)
11. Site map – Project layout sheet plus the erosion control sheets in the project plans that depict Disturbed Drainage Areas (DDAs) and related information. These sheets depict the existing project conditions with areas delineated by DDA (drainage area bounded by watershed breaks and right of way limits), the storm water discharge locations (either as a point discharge or as overland flow) and the areas that drain to each discharge point. These plans define the limits of areas to be disturbed and the location of control measures. Controls will be either site specific as designated by the designer or will be annotated by the contractor and resident engineer before disturbance commences. The project layout sheet shows the surface waters and wetlands.
12. Potential sources of pollutants:

The primary source of pollutants is solids that are mobilized during storm events. Other sources of pollutants include oil/fuel/grease from servicing and operating construction equipment, concrete washout water, sanitary wastes and trash/debris. (3)

B. Sediment and Erosion Control Measures:

1. Plans for highway construction projects will include erosion control sheets that depict Disturbed Drainage Areas (DDAs) and related information. These plan sheets will show the existing project conditions with areas delineated by DDA within the right of way limits, the discharge points and the areas that drain to each discharge point. Project managers and

KyTC BMP Plan for Project PCN ## -

designers will analyze the DDAs and identify Best Management Practices (BMPs) that are site specific. The balance of the BMPs for the project will be listed in the bid documents for selection and use by the contractor on the project with approval by the resident engineer.

Projects that do not have DDAs annotated on the erosion control sheets will employ the same concepts for development and managing BMP plans.

2. Following award of the contract, the contractor and resident engineer will annotate the erosion control sheets showing location and type of BMPs for each of the DDAs that will be disturbed at the outset of the project. This annotation will be accompanied by an order of work that reflects the order or sequence of major soil moving activities. The remaining DDAs are to be designated as “Do Not Disturb” until the contractor and resident engineer prepare the plan for BMPs to be employed. The initial BMP’s shall be for the first phase (generally Clearing and Grubbing) and shall be modified as needed as the project changes phases. The BMP Plan will be modified to reflect disturbance in additional DDA’s as the work progresses. All DDA’s will have adequate BMP’s in place before being disturbed.

3. As DDAs are prepared for construction, the following will be addressed for the project as a whole or for each DDA as appropriate:
 - Construction Access – This is the first land-disturbing activity. As soon as construction begins, bare areas will be stabilized with gravel and temporary mulch and/or vegetation.
 - At the beginning of the project, all DDAs for the project will be inspected for areas that are a source of storm water pollutants. Areas that are a source of pollutants will receive appropriate cover or BMPs to arrest the introduction of pollutants into storm water. Areas that have not been opened by the contractor will be inspected periodically (once per month) to determine if there is a need to employ BMPs to keep pollutants from entering storm water.
 - Clearing and Grubbing – The following BMP’s will be considered and used where appropriate.
 - Leaving areas undisturbed when possible.
 - Silt basins to provide silt volume for large areas.
 - Silt Traps Type A for small areas.
 - Silt Traps Type C in front of existing and drop inlets which are to be saved

KyTC BMP Plan for Project PCN ## -

- Diversion ditches to catch sheet runoff and carry it to basins or traps or to divert it around areas to be disturbed.
- Brush and/or other barriers to slow and/or divert runoff.
- Silt fences to catch sheet runoff on short slopes. For longer slopes, multiple rows of silt fence may be considered.
- Temporary Mulch for areas which are not feasible for the fore mentioned types of protections.
- Non-standard or innovative methods.
- Cut & Fill and placement of drainage structures - The BMP Plan will be modified to show additional BMP's such as:
 - Silt Traps Type B in ditches and/or drainways as they are completed
 - Silt Traps Type C in front of pipes after they are placed
 - Channel Lining
 - Erosion Control Blanket
 - Temporary mulch and/or seeding for areas where construction activities will be ceased for 21 days or more.
 - Non-standard or innovative methods
- Profile and X-Section in place – The BMP Plan will be modified to show elimination of BMP's which had to be removed and the addition of new BMP's as the roadway was shaped. Probably changes include:
 - Silt Trap Type A, Brush and/or other barriers, Temporary Mulch, and any other BMP which had to be removed for final grading to take place.
 - Additional Silt Traps Type B and Type C to be placed as final drainage patterns are put in place.
 - Additional Channel Lining and/or Erosion Control Blanket.
 - Temporary Mulch for areas where Permanent Seeding and Protection cannot be done within 21 days.
 - Special BMP's such as Karst Policy
- Finish Work (Paving, Seeding, Protect, etc.) – A final BMP Plan will result from modifications during this phase of construction. Probably changes include:
 - Removal of Silt Traps Type B from ditches and drainways if they are protected with other BMP's which are sufficient to control erosion, i.e. Erosion Control Blanket or Permanent Seeding and Protection on moderate grades.
 - Permanent Seeding and Protection
 - Placing Sod
 - Planting trees and/or shrubs where they are included in the project
- BMP's including Storm Water Management Devices such as velocity dissipation devices and Karst policy BMP's to be installed during construction to control the pollutants in storm water

KyTC BMP Plan for Project PCN ## -

discharges that will occur after construction has been completed are : (1)

C. Other Control Measures

1. No solid materials, including building materials, shall be discharged to waters of the commonwealth, except as authorized by a Section 404 permit.

All waste materials that may leach pollutants (paint and paint containers, caulk tubes, oil/grease containers, liquids of any kind, soluble materials, etc.) will be collected and stored in appropriate covered waste containers. Waste containers shall be removed from the project site on a sufficiently frequent basis as to not allow wastes to become a source of pollution. All personnel will be instructed regarding the correct procedure for waste disposal. Wastes will be disposed in accordance with appropriate regulations. Notices stating these practices will be posted in the office.

2. Hazardous Waste

All hazardous waste materials will be managed and disposed of in the manner specified by local or state regulation. The contractor shall notify the Resident Engineer if there any hazardous wastes being generated at the project site and how these wastes are being managed. Site personnel will be instructed with regard to proper storage and handling of hazardous wastes when required. The Transportation Cabinet will file for generator, registration when appropriate, with the Division of Waste Management and advise the contractor regarding waste management requirements.

3. Spill Prevention

The following material management practices will be used to reduce the risk of spills or other exposure of materials and substances to the weather and/or runoff.

➤ **Good Housekeeping:**

The following good housekeeping practices will be followed onsite during the construction project.

- An effort will be made to store only enough product required to do the job
- All materials stored onsite will be stored in a neat, orderly manner in their appropriate containers and, if possible, under a roof or other enclosure

KyTC BMP Plan for Project PCN ## -

- Products will be kept in their original containers with the original manufacturer's label
- Substances will not be mixed with one another unless recommended by the manufacturer
- Whenever possible, all of the product will be used up before disposing of the container
- Manufacturers' recommendations for proper use and disposal will be followed
- The site contractor will inspect daily to ensure proper use and disposal of materials onsite

➤ **Hazardous Products:**

These practices will be used to reduce the risks associated with any and all hazardous materials.

- Products will be kept in original containers unless they are not resealable
- Original labels and material safety data sheets (MSDS) will be reviewed and retained
- Contractor will follow procedures recommended by the manufacturer when handling hazardous materials
- If surplus product must be disposed of, manufacturers' or state/local recommended methods for proper disposal will be followed

The following product-specific practices will be followed onsite:

➤ **Petroleum Products:**

Vehicles and equipment that are fueled and maintained on site will be monitored for leaks, and receive regular preventative maintenance to reduce the chance of leakage. Petroleum products onsite will be stored in tightly sealed containers, which are clearly labeled and will be protected from exposure to weather.

The contractor shall prepare an Oil Pollution Spill Prevention Control and Countermeasure plan when the project that involves the storage of petroleum products in 55 gallon or larger containers with a total combined storage capacity of 1,320 gallons. This is a requirement of 40 CFR 112.

This project (will / will not) (3) have over 1,320 gallons of petroleum products with a total capacity, sum of all containers 55 gallon capacity and larger.

➤ **Fertilizers:**

Fertilizers will be applied at rates prescribed by the contract, standard specifications or as directed by the resident engineer. Once applied, fertilizer will

KyTC BMP Plan for Project PCN ## -

be covered with mulch or blankets or worked into the soil to limit exposure to storm water. Storage will be in a covered shed. The contents of any partially used bags of fertilizer will be transferred to a sealable plastic bin to avoid spills.

➤ **Paints:**

All containers will be tightly sealed and stored indoors or under roof when not being used. Excess paint or paint wash water will not be discharged to the drainage or storm sewer system but will be properly disposed of according to manufacturers' instructions or state and local regulations.

➤ **Concrete Truck Washout:**

Concrete truck mixers and chutes will not be washed on pavement, near storm drain inlets, or within 75 feet of any ditch, stream, wetland, lake, or sinkhole. Where possible, excess concrete and wash water will be discharged to areas prepared for pouring new concrete, flat areas to be paved that are away from ditches or drainage system features, or other locations that will not drain off site. Where this approach is not possible, a shallow earthen wash basin will be excavated away from ditches to receive the wash water

➤ **Spill Control Practices**

In addition to the good housekeeping and material management practices discussed in the previous sections of this plan, the following practices will be followed for spill prevention and cleanup:

- Manufacturers' recommended methods for spill cleanup will be clearly posted. All personnel will be made aware of procedures and the location of the information and cleanup supplies.
- Materials and equipment necessary for spill cleanup will be kept in the material storage area. Equipment and materials will include as appropriate, brooms, dust pans, mops, rags, gloves, oil absorbents, sand, sawdust, and plastic and metal trash containers.
- All spills will be cleaned up immediately after discovery.
- The spill area will be kept well ventilated and personnel will wear appropriate protective clothing to prevent injury from contact with a hazardous substance.
- Spills of toxic or hazardous material will be reported to the appropriate state/local agency as required by KRS 224 and applicable federal law.
- The spill prevention plan will be adjusted as needed to prevent spills from reoccurring and improve spill response and cleanup.
- Spills of products will be cleaned up promptly. Wastes from spill clean up will be disposed in accordance with appropriate regulations.

KyTC BMP Plan for Project PCN ## -

D. Other State and Local Plans

This BMP plan shall include any requirements specified in sediment and erosion control plans, storm water management plans or permits that have been approved by other state or local officials. Upon submittal of the NOI, other requirements for surface water protection are incorporated by reference into and are enforceable under this permit (even if they are not specifically included in this BMP plan). This provision does not apply to master or comprehensive plans, non-enforceable guidelines or technical guidance documents that are not identified in a specific plan or permit issued for the construction site by state or local officials. (1)

E. Maintenance

1. The BMP plan shall include a clear description of the maintenance procedures necessary to keep the control measures in good and effective operating condition.
- Maintenance of BMPs during construction shall be a result of weekly and post rain event inspections with action being taken by the contractor to correct deficiencies.
 - Post Construction maintenance will be a function of normal highway maintenance operations. Following final project acceptance by the cabinet, district highway crews will be responsible for identification and correction of deficiencies regarding ground cover and cleaning of storm water BMPs. The project manager shall identify any BMPs that will be for the purpose of post construction storm water management with specific guidance for any non-routine maintenance. (1)

F. Inspections

Inspection and maintenance practices that will be used to maintain erosion and sediment controls:

- All erosion prevention and sediment control measures will be inspected at least once each week and following any rain of one-half inch or more.
- Inspections will be conducted by individuals that have successfully completed the KEPSC-RI course as required by Section 213.02.02 of the Standard Specifications for Road and Bridge Construction, current edition.

KyTC BMP Plan for Project PCN ## -

- Inspection reports will be written, signed, dated, and kept on file.
- Areas at final grade will be seeded and mulched within 14 days.
- Areas that are not at final grade where construction has ceased for a period of 21 days or longer and soil stock piles shall receive temporary mulch no later than 14 days from the last construction activity in that area.
- All measures will be maintained in good working order; if a repair is necessary, it will be initiated within 24 hours of being reported.
- Built-up sediment will be removed from behind the silt fence before it has reached halfway up the height of the fence.
- Silt fences will be inspected for bypassing, overtopping, undercutting, depth of sediment, tears, and to ensure attachment to secure posts.
- Sediment basins will be inspected for depth of sediment, and built-up sediment will be removed when it reaches 70 percent of the design capacity and at the end of the job.
- Diversion dikes and berms will be inspected and any breaches promptly repaired. Areas that are eroding or scouring will be repaired and re-seeded / mulched as needed.
- Temporary and permanent seeding and mulching will be inspected for bare spots, washouts, and healthy growth. Bare or eroded areas will be repaired as needed.
- All material storage and equipment servicing areas that involve the management of bulk liquids, fuels, and bulk solids will be inspected weekly for conditions that represent a release or possible release of pollutants to the environment.

G. Non – Storm Water discharges

It is expected that non-storm water discharges may occur from the site during the construction period. Examples of non-storm water discharges include:

- Water from water line flushings.
- Water from cleaning concrete trucks and equipment.
- Pavement wash waters (where no spills or leaks of toxic or hazardous materials have occurred).
- Uncontaminated groundwater and rain water (from dewatering during excavation).

All non-storm water discharges will be directed to the sediment basin or to a filter fence enclosure in a flat vegetated infiltration area or be filtered via another approved commercial product.

KyTC BMP Plan for Project PCN ## - #####

H. Groundwater Protection Plan (3)

This plan serves as the groundwater protection plan as required by 401 KAR 5:037.

➤ Contractors statement: (3)

The following activities, as enumerated by 401 KAR 5:037 Section 2 that require the preparation and implementation of a groundwater protection plan, will or may be may be conducted as part of this construction project:

_____ 2. (e) land treatment or land disposal of a pollutant;

_____ 2. (f) Storing, ..., or related handling of hazardous waste, solid waste or special waste, ..., in tanks, drums, or other containers, or in piles, (This does not include wastes managed in a container placed for collection and removal of municipal solid waste for disposal off site);

_____ 2. (g) Handling of materials in bulk quantities (equal or greater than 55 gallons or 100 pounds net dry weight transported held in an individual container) that, if released to the environment, would be a pollutant;

_____ 2. (j) Storing or related handling of road oils, dust suppressants,, at a central location;

_____ 2. (k) Application or related handling of road oils, dust suppressants or deicing materials, (does not include use of chloride-based deicing materials applied to roads or parking lots);

_____ 2. (m) Installation, construction, operation, or abandonment of wells, bore holes, or core holes, (this does not include bore holes for the purpose of explosive demolition);

Or, check the following only if there are no qualifying activities

_____ There are no activities for this project as listed in 401 KAR 5:037 Section 2 that require the preparation and implementation of a groundwater protection plan.

The contractor is responsible for the preparation of a plan that addresses the

401 KAR 5:037 Section 3. (3) Elements of site specific groundwater protection plan:

(a) General information about this project is covered in the Project information;

KyTC BMP Plan for Project PCN ## - #####

- (b) Activities that require a groundwater protection plan have been identified above;
- (c) Practices that will protect groundwater from pollution are addressed in section C. Other control measures.
- (d) Implementation schedule – all practices required to prevent pollution of groundwater are to be in place prior to conducting the activity;
- (e) Training is required as a part of the ground water protection plan. All employees of the contractor, sub-contractor and resident engineer personnel will be trained to understand the nature and requirements of this plan as they pertain to their job function(s). Training will be accomplished within one week of employment and annually thereafter. A record of training will be maintained by the contractor with a copy provide to the resident engineer.
- (f) Areas of the project and groundwater plan activities will be inspected as part of the weekly sediment and erosion control inspections
- (g) Certification (see signature page.)

SPECIAL NOTE

Filing of eNOI for KPDES Construction Stormwater Permit

County: Powell
Item No.: 10-150.00

Route: CS 2028
KDOW Submittal ID:
247774

Project Description: Reconstruct Adams Ridge Road and Replacing bridge over Bush Creek in Clay City, KY.

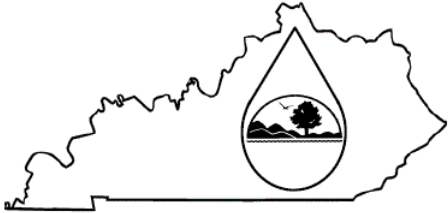
A Notice of Intent for obtaining coverage under the Kentucky Pollutant Discharge Elimination System (KPDES) General Permit for Stormwater Discharges Associated with Construction Activities (KYR10) has been drafted, copy of which is attached. Upon award, the Contractor will be identified in Section III of the form as the “Building Contractor” and it will be submitted for approval to the Kentucky Division of Water. The Contractor shall be responsible for advancing the work in a manner that is compliant with all applicable and appropriate KYTC specifications for sediment and erosion control as well as meeting the requirements of the KYR10 permit and the KDOW.

Upon award of the project, the appropriate District Project Delivery & Preservation Branch is Responsible for providing the eNOI preparer (Min Jiang) with the Contractor’s name, address and CID #. The project eNOI preparer is responsible for completing and submitting the eNOI document.

The eNOI preparer will notify the appropriate Project Delivery & Preservation Branch when the NOI is approved. The approved NOI will be placed in Site Manager. This will need to be accomplished prior to any on-site work.

This note confirms with the Joint Design (05-2017)/Construction (02-2017) Memorandum issued on March 28, 2017.

If there are any questions regarding this note, please contact Danny Peake, Director, Division of Environmental Analysis, TCOB, 200 Mero Street, Frankfort, KY 40622, Phone: (502) 564-7250.

	<h3>KENTUCKY POLLUTION DISCHARGE ELIMINATION SYSTEM (KPDES)</h3> <p>Notice of Intent (NOI) for coverage of Storm Water Discharge Associated with Construction Activities Under the KPDES Storm Water General Permit KYR100000</p> <p>Click here for Instructions (Controls/KPDES_FormKYR10_Instructions.htm)</p> <p>Click here to obtain information and a copy of the KPDES General Permit. (http://dep.ky.gov/formslibrary/Documents/KYR10PermitPage.pdf)</p> <p>(*) indicates a required field; (✓) indicates a field may be required based on user input or is an optionally required field</p>
---	--

Reason for Submittal:(*) Application for New Permit Coverage ✓	Agency Interest ID: Agency Interest ID	Permit Number:(✓) KPDES Permit Number
---	---	--

If change to existing permit coverage is requested, describe the changes for which modification of coverage is being sought:(✓)

ELIGIBILITY:
Stormwater discharges associated with construction activities disturbing individually one (1) acre or more, including, in the case of a common plan of development, contiguous construction activities that cumulatively equal one (1) acre or more of disturbance.

EXCLUSIONS:
The following are excluded from coverage under this general permit:
 1) Are conducted at or on properties that have obtained an individual KPDES permit for the discharge of other wastewaters which requires the development and implementation of a Best Management Practices (BMP) plan;
 2) Any operation that the DOW determines an individual permit would better address the discharges from that operation;
 3) Any project that discharges to an Impaired Water listed in the most recent Integrated Report, §305(b) as impaired for sediment and for which an approved TMDL has been developed.

SECTION I -- FACILITY OPERATOR INFORMATION (PERMITTEE)

Company Name:(✓) Kentucky Transportation Cabinet	First Name:(✓) Corbett	M.I.: MI	Last Name:(✓) Caudill
---	---------------------------	-------------	--------------------------

Mailing Address:(*) 473 Highway 15 South	City:(*) Jackson	State:(*) Kentucky ✓	Zip:(*) 41339
---	---------------------	-------------------------	------------------

eMail Address:(*) Corbett.Caudill@Ky.Gov	Business Phone:(*) 606-666-8841	Alternate Phone: Phone
---	------------------------------------	---------------------------

SECTION II -- GENERAL SITE LOCATION INFORMATION

Project Name:(*) KYTC, Item # 10-150.00, Reconstruct Adams Ridge Road and Repla	Status of Owner/Operator(*) State Government ✓	SIC Code(*) 1611 Highway and Street ✓
--	---	--

Company Name:(✓) Kentucky Transportation Cabinet	First Name:(✓) Corbett	M.I.: MI	Last Name:(✓) Caudill
---	---------------------------	-------------	--------------------------

Site Physical Address:(*)
Adams Ridge Road, Clay City, from interection with KY 11 (Main Street) to approximately 800' east.

City:(*) Clay City	State:(*) Kentucky ✓	Zip:(*) 40312
-----------------------	-------------------------	------------------

County:(*) Powell ✓	Latitude(decimal degrees)(*)DMS to DD Converter (https://www.fcc.gov/media/radio/dms-decimal) 37.863611	Longitude(decimal degrees)(*) 83.939722
------------------------	---	--

SECTION III -- SPECIFIC SITE ACTIVITY INFORMATION

Project Description:(*)
Reconstruct Adams Ridge Road and Replacing existing bridge over Bush Creek.

a. For single projects provide the following information

Total Number of Acres in Project:(✓)	Total Number of Acres Disturbed:(✓)
--------------------------------------	-------------------------------------

2.3 2.2

Anticipated Start Date:(√) <input type="text"/>	Anticipated Completion Date:(√) <input type="text"/>
--	---

b. For common plans of development provide the following information

Total Number of Acres in Project:(√) # Acre(s) <input type="text"/>	Total Number of Acres Disturbed:(√) # Acre(s) <input type="text"/>
Number of individual lots in development, if applicable:(√) # lot(s) <input type="text"/>	Number of lots in development:(√) # lot(s) <input type="text"/>
Total acreage of lots intended to be developed:(√) Project Acres <input type="text"/>	Number of acres intended to be disturbed at any one time:(√) Disturbed Acres <input type="text"/>
Anticipated Start Date:(√) <input type="text"/>	Anticipated Completion Date:(√) <input type="text"/>

List Building Contractor(s) at the time of Application:(*)

Company Name
+ <input type="text"/>

SECTION IV -- IF THE PERMITTED SITE DISCHARGES TO A WATER BODY THE FOLLOWING INFORMATION IS REQUIRED [?](#)

Discharge Point(s):

	Unnamed Tributary?	Latitude	Longitude	Receiving Water Name	
1	No	37.863352	-83.939421	Bush Creek	Delete
2	Yes	37.864448	-83.939465	Tributary to Bush Creek	Delete
3	No	37.863424	-83.939726	Bush Creek	Delete
	+ <input type="text"/>	<input type="text"/>	<input type="text"/>	<input type="text"/>	<input type="text"/>

SECTION V -- IF THE PERMITTED SITE DISCHARGES TO A MS4 THE FOLLOWING INFORMATION IS REQUIRED [?](#)

Name of MS4:

Date of application/notification to the MS4 for construction site permit coverage: <input type="text"/>	Discharge Point(s):(*) <table border="1"> <thead> <tr> <th>Latitude</th> <th>Longitude</th> </tr> </thead> <tbody> <tr> <td>+ <input type="text"/></td> <td><input type="text"/></td> </tr> <tr> <td> </td> <td> </td> </tr> <tr> <td> </td> <td> </td> </tr> </tbody> </table>	Latitude	Longitude	+ <input type="text"/>	<input type="text"/>				
Latitude	Longitude								
+ <input type="text"/>	<input type="text"/>								

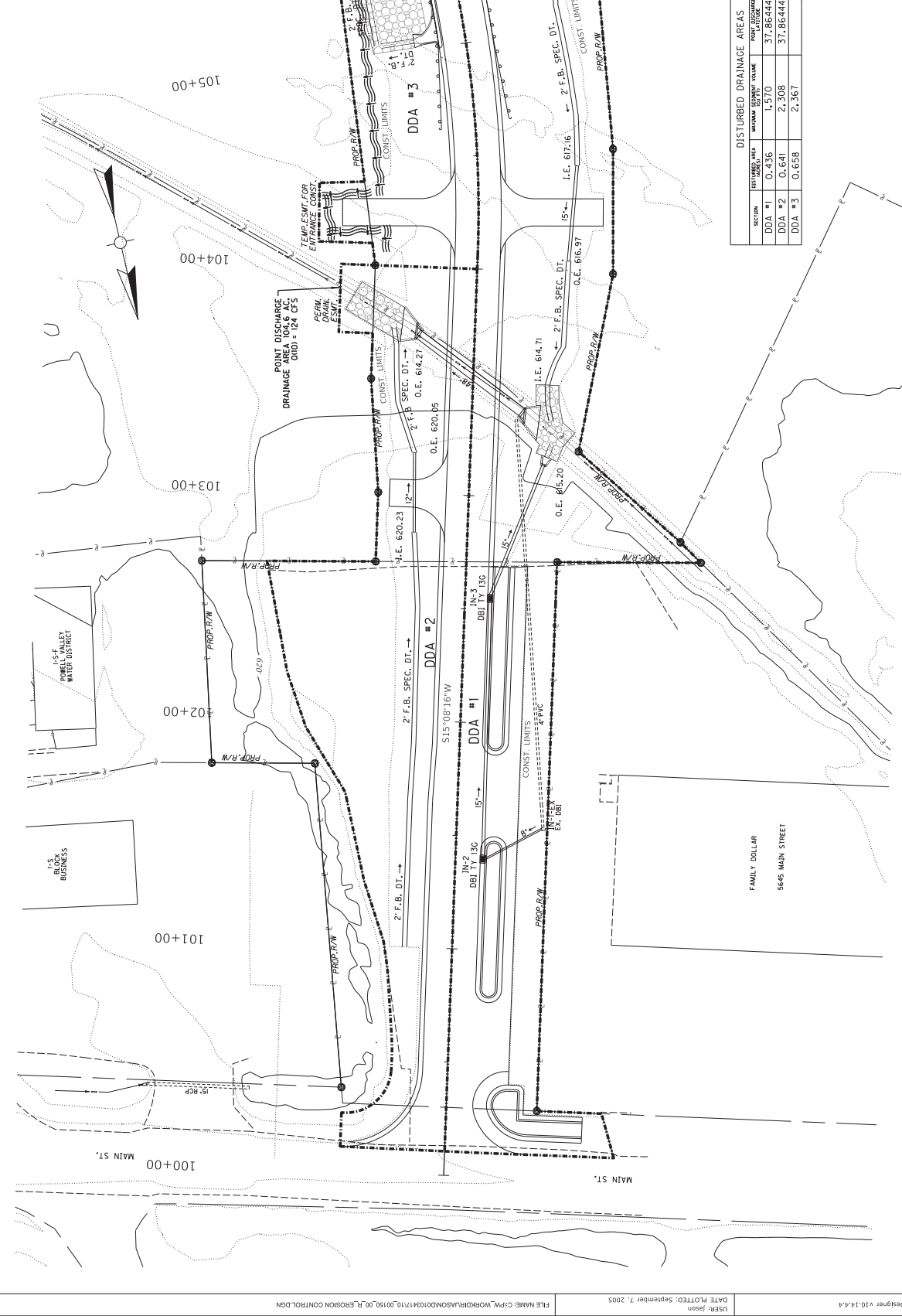
SECTION VI -- WILL THE PROJECT REQUIRE CONSTRUCTION ACTIVITIES IN A WATER BODY OR THE RIPARIAN ZONE?

Will the project require construction activities in a water body or the riparian zone?:(*)	Yes <input type="text"/>
If Yes, describe scope of activity: (√)	Temporary Stream Crossing, bridge construction <input type="text"/>
Is a Clean Water Act 404 permit required?:(*)	Yes <input type="text"/>
Is a Clean Water Act 401 Water Quality Certification required?:(*)	Yes <input type="text"/>

SECTION VII -- NOI PREPARER INFORMATION

First Name:(*) Min	M.I.: MI	Last Name:(*) Jiang	Company Name:(*) Kentucky Transportation Cabinet	
Mailing Address:(*) 473 Highway 15 South		City:(*) Jackson	State:(*) Kentucky	Zip:(*) 41339
eMail Address:(*) Min.Jiang@Ky.Gov		Business Phone:(*) 606-666-8841	Alternate Phone: Phone	
SECTION VIII -- ATTACHMENTS				
Facility Location Map:(*)		Upload file		
Supplemental Information:		Upload file		
SECTION IX -- CERTIFICATION				
I certify under penalty of law that this document and all attachments were prepared under my direction or supervision in accordance with a system designed to assure that qualified personnel properly gather and evaluate the information submitted. Based on my inquiry of the person or persons who manage the system, or those persons directly responsible for gathering the information submitted is, to the best of my knowledge and belief, true, accurate, and complete. I am aware that there are significant penalties for submitting false information, including the possibility of fine and imprisonment for knowing violations.				
Signature:(*) Min Jiang		Title:(*) Transportation Engineer Supervisor		
First Name:(*) Min	M.I.: MI	Last Name:(*) Jiang		
eMail Address:(*) Min.Jiang@Ky.Gov	Business Phone:(*) 606-666-8841	Alternate Phone: Phone	Signature Date:(*) 10/1/2021	
<div style="display: flex; justify-content: space-around;"> Click to Save Values for Future Retrieval Click to Submit to EEC </div>				

COUNTY OF	POWELL	SHEET NO.	10-00150.00
ITEM NO.	10-00150.00	R15	

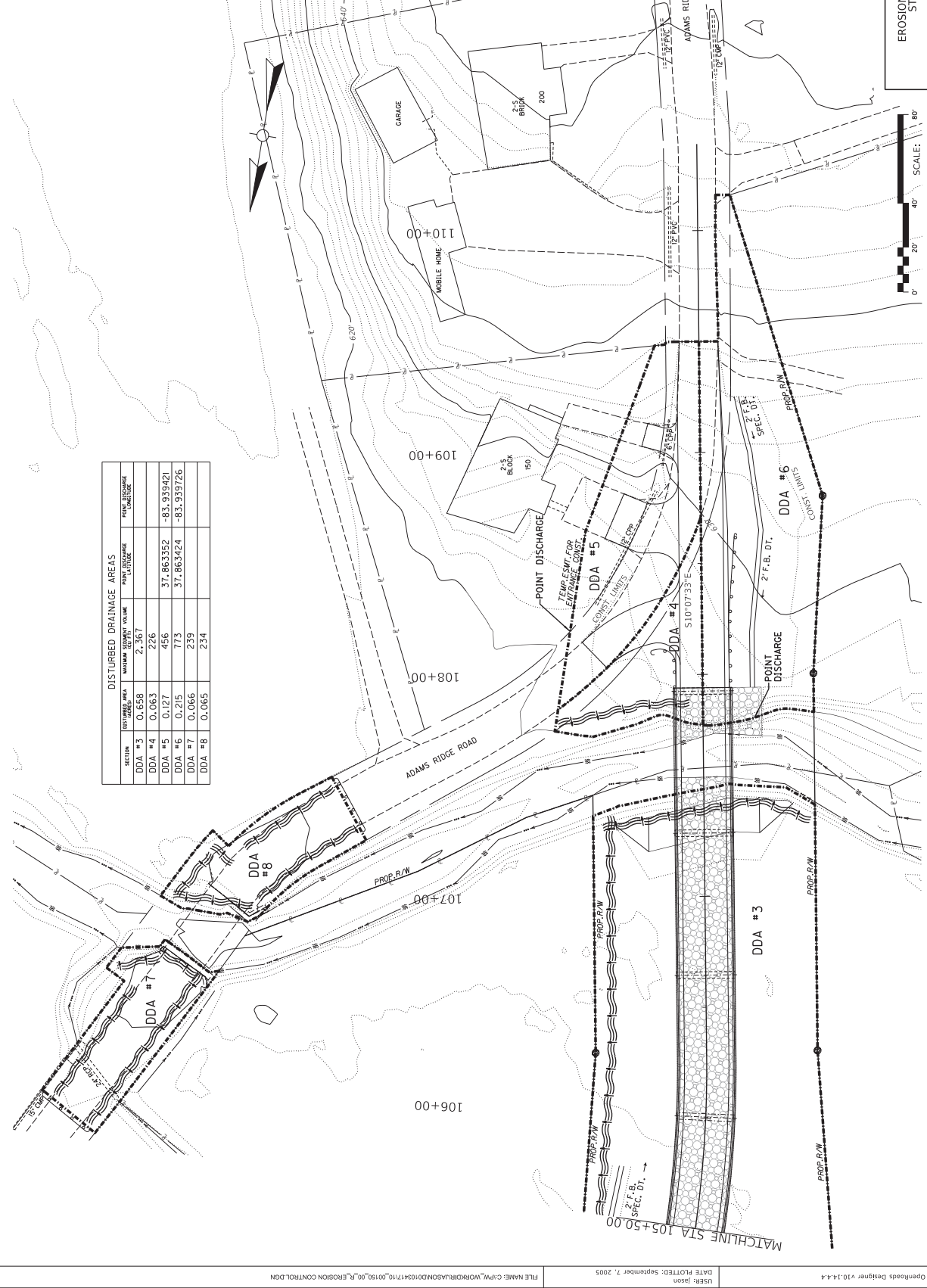


SECTION	ESTIMATED AREA	MAXIMUM SEDIMENT VOLUME	POINT DISCHARGE
DDA #1	0.436	1.570	37.864448
DDA #2	0.641	2.308	37.864448
DDA #3	0.658	2.367	37.864448



EROSION CONTROL PLAN SHEET
BEGIN TO STA 105+50

COUNTY OF	POWELL	SHEET NO.	10-00150.00
ITEM NO.	10-00150.00	R16	



SECTION	DRAINAGE AREA	WATERWAY	POINT OF DISCHARGE	POINT OF DISCHARGE
DDA #3	0.658	21.367		
DDA #4	0.063	226		
DDA #5	0.127	456	37.863352	-83.939421
DDA #6	0.215	773	37.863424	-83.939726
DDA #7	0.066	239		
DDA #8	0.065	234		

EROSION CONTROL PLAN SHEET
STA 105+50 TO END

KENTUCKY TRANSPORTATION CABINET COMMUNICATING ALL PROMISES (CAP)

Item No. 10 - 150

County: Powell

Route: 1,316

Project Manager: MIN JIANG

9/28/21

CAP #	Date of Promise	Promise made to:	Location of Promise:	CAP Description
1	6/23/20	KY Division of Air Quality	Project Length	Contractor must submit a 10 days notice (Notice of Intent for Demolition, DEP7036 Form) to demolish bridge to KY Division of Air Quality.
2	8/11/21	DEA	Project Site	A temporary stream crossing or work platform is permitted on this project. The temporary stream or work platform crossing shall be constructed of clean rock.
3	8/11/21	D10 Right-of-Way	Parcel 3, Walter and Marianne Rice	Per property owner, excess material (topsoil) from this project may be wasted on his property. Contact Information: Walter and Marianne Rice P.O. Box 481 Clay City, KY 40312

PART II
SPECIFICATIONS AND STANDARD DRAWINGS

SPECIFICATIONS REFERENCE

Any reference in the plans or proposal to previous editions of the *Standard Specifications for Road and Bridge Construction* and *Standard Drawings* are superseded by *Standard Specifications for Road and Bridge Construction, Edition of 2019* and *Standard Drawings, Edition of 2020*.

SUPPLEMENTAL SPECIFICATIONS

The contractor shall use the Supplemental Specifications that are effective at the time of letting.
The Supplemental Specifications can be found at the following link:

<http://transportation.ky.gov/Construction/Pages/Kentucky-Standard-Specifications.aspx>

SPECIAL NOTE FOR TURF REINFORCING MAT

1.0 DESCRIPTION. Install turf reinforcement mat at locations specified in the Contract or as the Engineer directs. Section references herein are to the Department's Standard Specifications for Road and Bridge Construction, current edition.

2.0 MATERIALS.

2.1 Turf Reinforcement Mat (TRM). Use a Turf Reinforcement Mat defined as permanent rolled erosion control product composed of non-degradable synthetic fibers, filaments, nets, wire mesh and/or other elements, processed into a three-dimensional matrix of sufficient thickness and from the Department's List of Approved Materials. Mats must be 100% UV stabilized materials. For TRMs containing degradable components, all physical property values must be obtained on the non-degradable portion of the matting exclusively. Ensure product labels clearly show the manufacturer or supplier name, style name, and roll number. Ensure labeling, shipment and storage follows ASTM D-4873. The Department will require manufacturer to provide TRMs that are machine constructed web of mechanically or melt bonded nondegradable fibers entangled to form a three dimensional matrix. The Department will require all long term performance property values in table below to be based on non degradable portion of the matting alone. Approved methods include polymer welding, thermal or polymer fusion, or placement of fibers between two high strength biaxially oriented nets mechanically bound by parallel stitching with polyolefin thread. Ensure that mats designated in the plans as Type 4 mats, are not to be manufactured from discontinuous or loosely held together by stitching or glued netting or composites. Type 4 mats shall be composed of geosynthetic matrix that exhibits a very high interlock and reinforcement capacities with both soil and root systems and with high tensile modulus. The Department will require manufacturer to use materials chemically and biologically inert to the natural soil environments conditions. Ensure the blanket is smolder resistant without the use of chemical additives. When stored, maintain the protective wrapping and elevate the mats off the ground to protect them from damage. The Department will not specify these materials for use in heavily acidic coal seam areas or other areas with soil problems that would severally limit vegetation growth.

- A) Dimensions. Ensure TRMs are furnished in strips with a minimum width of 4 feet and length of 50 feet.
- B) Weight. Ensure that all mat types have a minimum mass per unit area of 7 ounces per square yard according to ASTM D 6566.
- C) Performance Testing: The Department will require AASHTO's NTPEP index testing. The Department will also require the manufacturer to perform internal MARV testing at a Geosynthetic Accreditation Institute – Laboratory Accreditation Program (GAI-LAP) accredited laboratory for tensile strength, tensile elongation, mass per unit area, and thickness once every 24,000 yds of production or whatever rate is required to ensure 97.7% confidence under ASTM D4439& 4354. The Department will require Full scale testing for slope and channel applications shear stress shall be done under ASTM D 6459, ASTM D 6460-07 procedures.

2.2 Classifications

The basis for selection of the type of mat required will be based on the long term shear stress level of the mat of the channel in question or the degree of slope to protect and will be designated in the contract. The Type 4 mats are to be used at structural backfills protecting critical

structures, utility cuts, areas where vehicles may be expected to traverse the mat, channels with large heavy drift, and where higher factors of safety, very steep slopes and/or durability concerns are needed as determined by project team and designer and will be specified in the plans by designer.

Turf Reinforcement Matting					
Properties ¹	Type 1	Type 2	Type 3	Type 4	Test Method
Minimum tensile Strength lbs/ft	125	150	175	3000 by 1500	ASTM D6818 ²
UV stability (minimum % tensile retention)	80	80	80	90	ASTM D4355 ³ (1000-hr exposure)
Minimum thickness (inches)	0.25	0.25	0.25	0.40	ASTM D6525
Slopes applications	2H:1V or flatter	1.5H:1V or flatter	1H:1V or flatter	1 H: 1V or greater	
Shear stress lbs/ft ² Channel applications	6.0 ⁴	8.0 ⁴	10.0 ⁴	12.0 ⁴	ASTM D6459 ASTM D6460-07

¹ For TRMs containing degradable components, all physical property values must be obtained on the non-degradable portion of the matting alone.

²Minimum Average Roll Values for tensile strength of sample material machine direction.

³Tensile Strength percentage retained after stated 1000 hr duration of exposure under ASTM D4355 testing. Based on nondegradable components exclusively.

⁴Maximum permissible shear design values based on short-term (0.5 hr) vegetated data obtained by full scale flume testing ASTM D6459, D6460-07. Based on nondegradable components exclusively. Testing will be done at Independent Hydraulics Facility such as Colorado State University hydraulics laboratory, Utah State University hydraulics laboratory, Texas Transportation Institute (TTI) hydraulics and erosion control laboratory.

2.3 Quality Assurance Sampling, Testing, and Acceptance

- A) Provide TRM listed on the Department’s List of Approved Materials. Prior to inclusion on the LAM, the manufacturer of TRM must meet the physical and performance criteria as outlined in the specification and submit a Letter Certifying compliance of the product under the above ASTM testing procedures and including a copy of report from Full Scale Independent Hydraulics Facility that Fully Vegetated Shear Stress meets shear stress requirements tested under D6459 and D6460-07.
- B) Contractors will provide a Letter of Certification from Manufacturer stating the product name, manufacturer, and that the product MARV product unit testing results meets Department criteria. Provide Letters once per project and for each product.
- C) Acceptance shall be in accordance with ASTM D-4759 based on testing performed by a Geosynthetic Accreditation Institute – Laboratory Accreditation Program (GAI-LAP) accredited laboratory using Procedure A of ASTM D-4354.

Current mats meeting the above criteria are shown on the Department’s List of Approved Materials.

2.4 Fasteners. When the mat manufacturer does not specify a specific fastener, use steel wire U-shaped staples with a minimum diameter of 0.09 inches (11 gauge), a minimum width of one inch and a minimum length of 12 inches. Use a heavier gauge when working in rocky or clay soils and longer lengths in sandy soils as directed by Engineer or Manufacturer’s Representative. Provide staples with colored tops when requested by the Engineer.

3.0 CONSTRUCTION. When requested by the Engineer, provide a Manufacturer’s Representative on-site to oversee and approve the initial installation of the mat. When requested by the Engineer, provide a letter from the Manufacturer approving the installation. When there is a conflict between the Department’s criteria and the Manufacturer’s criteria, construct using the more restrictive. The Engineer and Manufacturer’s Representative must approve all alternate installation methods prior to execution. Construct according to the Manufacturer’s recommendations and the following as minimum installation technique:

3.1 Site Preparation. Grade areas to be treated with matting and compact. Remove large rocks, soil clods, vegetation, roots, and other sharp objects that could keep the mat from intimate contact with subgrade. Prepare seedbed by loosening the top 2 to 3 inch of soil.

3.2 Installation. Install mats according to Standard Drawing Sepias “Turf Mat Channel Installation” and “Turf Mat Slope Installation.” Install mats at the specified elevation and alignment. Anchor the mats with staples with a minimum length of 12 inches. Use longer anchors for installations in sandy, loose, or wet soils as directed by the Engineer or Manufacturer’s Representative. The mat should be in direct contact with the soil surface.

4.0 MEASUREMENT. The Department will measure the quantity of Turf Reinforcement Mat by the square yard of surface covered. The Department will not measure preparation of the bed, providing a Manufacturer’s Representative, topsoil, or seeding for payment and will consider them incidental to the Turf Reinforcement Mat. The Department will not measure any reworking of slopes or channels for payment as it is considered corrective work and incidental to the Turf Reinforcement Mat. Seeding and protection will be an incidental item.

5.0 PAYMENT. The Department will make payment for the completed and accepted quantities under the following:

<u>Code</u>	<u>Pay Item</u>	<u>Pay Unit</u>
23274EN11F	Turf Reinforcement Mat 1	Square Yard
23275EN11F	Turf Reinforcement Mat 2	Square Yard
23276EN11F	Turf Reinforcement Mat 3	Square Yard
23277EN11F	Turf Reinforcement Mat 4	Square Yard

June 15, 2012

SPECIAL NOTE FOR LONGITUDINAL PAVEMENT JOINT ADHESIVE

1. DESCRIPTION. This specification covers the requirements and practices for applying an asphalt adhesive material to the longitudinal joint of the surface course of an asphalt pavement. Apply the adhesive to the face of longitudinal joint between driving lanes for the first lane paved. Then, place and compact the adjacent lane against the treated face to produce a strong, durable, waterproof longitudinal joint.
2. MATERIALS, EQUIPMENT, AND PERSONNEL.

2.1 Joint Adhesive. Provide material conforming to Subsection 2.1.1.

2.1.1 Provide an adhesive conforming to the following requirements:

Property	Specification	Test Procedure
Viscosity, 400 ° F (Pa·s)	4.0 – 10.0	ASTM D 4402
Cone Penetration, 77 ° F	60 – 100	ASTM D 5329
Flow, 140 ° F (mm)	5.0 max.	ASTM D 5329
Resilience, 77 ° F (%)	30 min.	ASTM D 5329
Ductility, 77 ° F (cm)	30.0 min.	ASTM D 113
Ductility, 39 ° F (cm)	30.0 min.	ASTM D 113
Tensile Adhesion, 77 ° F (%)	500 min.	ASTM D 5329, Type II
Softening Point, ° F	171 min.	AASHTO T 53
Asphalt Compatibility	Pass	ASTM D 5329

Ensure the temperature of the pavement joint adhesive is between 380 and 410 °F when the material is extruded in a 0.125-inch-thick band over the entire face of the longitudinal joint.

2.2. Equipment.

2.2.1 Melter Kettle. Provide an oil-jacketed, double-boiler, melter kettle equipped with any needed agitation and recirculating systems.

2.2.2 Applicator System. Provide a pressure-feed-wand applicator system with an applicator shoe attached.

2.3 Personnel. Ensure a technical representative from the manufacturer of the pavement joint adhesive is present during the initial construction activities and available upon the request of the Engineer.

3. CONSTRUCTION.

3.1 Surface Preparation. Prior to the application of the pavement joint adhesive, ensure the face of the longitudinal joint is thoroughly dry and free from dust or any other debris that would inhibit adhesion. Clean the joint face by the use of compressed air.

11N

Ensure this preparation process occurs shortly before application to prevent the return of debris on the joint face.

3.2 Pavement Joint Adhesive Application. Ensure the ambient temperature is a minimum of 40 ° F during the application of the pavement joint adhesive. Prior to applying the adhesive, demonstrate competence in applying the adhesive according to this note to the satisfaction of the Engineer. Heat the adhesive in the melter kettle to the specified temperature range. Pump the adhesive from the melter kettle through the wand onto the vertical face of the cold joint. Apply the adhesive in a continuous band over the entire face of the longitudinal joint. Do not use excessive material in either thickness or location. Ensure the edge of the extruded adhesive material is flush with the surface of the pavement. Then, place and compact the adjacent lane against the joint face. Remove any excessive material extruded from the joint after compaction (a small line of material may remain).

3.3 Pavement Joint Adhesive Certification. Furnish the joint adhesive's certification to the Engineer stating the material conforms to all requirements herein prior to use.

3.4 Sampling and Testing. The Department will require a random sample of pavement joint adhesive from each manufacturer's lot of material. Extrude two 5 lb. samples of the heated material and forward the sample to the Division of Materials for testing. Reynolds oven bags, turkey size, placed inside small cardboard boxes or cement cylinder molds have been found suitable. Ensure the product temperature is 400°F or below at the time of sampling.

4. MEASUREMENT. The Department will measure the quantity of Pavement Joint Adhesive in linear feet. The Department will not measure for payment any extra materials, labor, methods, equipment, or construction techniques used to satisfy the requirements of this note. The Department will not measure for payment any trial applications of Pavement Joint Adhesive, the cleaning of the joint face, or furnishing and placing the adhesive. The Department will consider all such items incidental to the Pavement Joint Adhesive.
5. PAYMENT. The Department will pay for the Pavement Joint Adhesive at the Contract unit bid price and apply an adjustment for each manufacturer's lot of material based on the degree of compliance as defined in the following schedule. When a sample fails on two or more tests, the Department may add the deductions, but the total deduction will not exceed 100 percent.

Pavement Joint Adhesive Price Adjustment Schedule						
Test	Specification	100% Pay	90% Pay	80% Pay	50% Pay	0% Pay
Joint Adhesive Referenced in Subsection 2.1.1						
Viscosity, 400 ° F (Pa•s) ASTM D 3236	4.0-10.0	3.5-10.5	3.0-3.4 10.6-11.0	2.5-2.9 11.1-11.5	2.0-2.4 11.6-12.0	≤1.9 ≥ 12.1
Cone Penetration, 77 ° F ASTM D 5329	60-100	57-103	54-56 104-106	51-53 107-109	48-50 110-112	≤ 47 ≥ 113
Flow, 140 ° F (mm) ASTM D 5329	≤ 5.0	≤ 5.5	5.6-6.0	6.1-6.5	6.6-7.0	≥ 7.1
Resilience, 77 ° F (%) ASTM D 5329	≥ 30	≥ 28	26-27	24-25	22-23	≤ 21
Tensile Adhesion, 77 ° F (%) ASTM D 5329	≥ 500	≥ 490	480-489	470-479	460-469	≤ 459
Softening Point, ° F AASHTO T 53	≥ 171	≥ 169	166-168	163-165	160-162	≤ 159
Ductility, 77 ° F (cm) ASTM D 113	≥ 30.0	≥ 29.0	28.0-28.9	27.0-27.9	26.0-26.9	≤ 25.9
Ductility, 39 ° F (cm) ASTM D 113	≥ 30.0	≥ 29.0	28.0-28.9	27.0-27.9	26.0-26.9	≤ 25.9

Code
20071EC

Pay Item
Joint Adhesive

Pay Unit
Linear Foot

May 7, 2014

SPECIAL PROVISION FOR EMBANKMENT AT BRIDGE END BENT STRUCTURES

This Special Provision will apply when indicated on the plans or in the proposal. Section references herein are to the Department's Standard Specifications for Road and Bridge Construction, Current Edition.

1.0 DESCRIPTION. Construct a soil, granular, or rock embankment with soil, granular or cohesive pile core and place structure granular backfill, as the Plans require. Construct the embankment according to the requirements of this Special Provision, the Plans, Standard Drawing RGX 100 and 105, and the Standard Specifications, Current Edition.

2.0 MATERIALS.

2.1 Granular Embankment. Conform to Subsection 805.10. When Granular Embankment materials are erodible or unstable according to Subsection 805.03.04, use the Special Construction Methods found in 3.2 of the Special Provision.

2.2 Rock Embankment. Provide durable rock from roadway excavation that consists principally of Unweathered Limestone, Durable Shale (SDI equal to or greater than 95 according to KM 64-513), or Durable Sandstone.

2.3 Pile Core. Provide a pile core in the area of the embankments where deep foundations are to be installed unless otherwise specified. The Pile Core is the zone indicated on Standard Drawings RGX 100 and 105 designated as Pile Core. Material control of the pile core area during embankment construction is always required. Proper Pile Core construction is required for installation of foundation elements such as drilled or driven piles or drilled shafts. The type of material used to construct the pile core is as directed in the plans or below. Typically, the pile core area will be constructed from the same material used to construct the surrounding embankment. Pile Core can be classified as one of three types:

A) Pile Core - Conform to Section 206 of the Standard Specifications. Provide pile core material consisting of the same material as the adjacent embankment except the material in the pile core area shall be free of boulders or particle sizes larger than 4 inches in any dimension or any other obstructions that may hinder pile driving operations. If the pile core material hinders pile driving operations, take the appropriate means necessary to reach the required pile tip elevation, at no expense to the Department.

B) Granular Pile Core. Granular pile core is required only when specified in the plans. Select a gradation of durable rock to facilitate pile driving that conforms to Subsection 805.11. If granular pile core material hinders pile driving operations, take appropriate means necessary to reach the required pile tip elevation, at no expense to the Department.

C) Cohesive Pile Core. Cohesive Pile Core is required only when specified in the plans. Conform to Section 206 of the Standard Specifications and use soil with at least 50 percent passing a No. 4 sieve having a minimum Plasticity Index (PI) of 10. In addition, keep the cohesive pile core free of boulders, larger than 4 inches in any dimension, or any other obstructions, which would interfere with drilling operations. If cohesive pile core material interferes with drilling operations, take appropriate means necessary to maintain

excavation stability, at no expense to the Department.

2.4 Structure Granular Backfill. Conform to Subsection 805.11

2.5 Geotextile Fabric. Conform to Type I or Type IV in Section 214 and 843.

3.0 CONSTRUCTION.

3.1 General. Construct roadway embankments at end bents according to Section 206 and in accordance with the Special Provision, the Plans, and Standard Drawings for the full embankment section. In some instances, granular or rock embankment will be required for embankment construction for stability purposes, but this special provision does not prevent the use of soil when appropriate. Refer to the plans for specific details regarding material requirements for embankment construction.

Place and compact the pile core and structure granular backfill according to the applicable density requirements for the project. If the embankment and pile core are dissimilar materials (i.e., a granular pile core is used with a soil embankment or a cohesive pile core is used with a granular embankment), a Geotextile Fabric, Type IV, will be required between the pile core and embankment in accordance with Sections 214 and 843 of the Standard Specifications.

When granular or rock embankment is required for embankment construction, conform to the general requirements of Subsection 206.03.02 B. In addition, place the material in no greater than 2-foot loose lifts and compact with a vibrating smooth wheel roller capable of producing a minimum centrifugal force of 15 tons. Apply these requirements to the full width of the embankment for a distance of half the embankment height or 50 feet, whichever is greater, as shown on Standard Drawing RGX-105.

When using granular pile core, install 8-inch perforated underdrain pipe at or near the elevation of the original ground in the approximate locations depicted on the standard drawing, and as the Engineer directs, to ensure positive drainage of the embankment. Wrap the perforated pipe with a fabric of a type recommended by the pipe manufacturer.

After constructing the embankment, excavate for the end bent cap, drive piling, install shafts or other foundation elements, place the mortar bed, construct the end bent, and complete the embankment to finish grade according to the construction sequence shown on the Plans or Standard Drawings and as specified hereinafter.

Certain projects may require widening of existing embankments and the removal of substructures. Construct embankment according to the plans. Substructure removal shall be completed according to the plans and Section 203. Excavation may be required at the existing embankment in order to place the structure granular backfill as shown in the Standard Drawings.

After piles are driven or shafts installed (see design drawings), slope the bottom of the excavation towards the ends of the trench as noted on the plans for drainage. Using a separate pour, place concrete mortar, or any class concrete, to provide a base for forming and placing the cap. Place side forms for the end bent after the mortar has set sufficiently to support workmen and forms without being disturbed.

Install 4-inch perforated pipe in accordance with the plans and Standard Drawings. In the event slope protection extends above the elevation of the perforated pipe, extend the pipe through the slope protection.

After placing the end bent cap and achieving required concrete cylinder strengths, remove adjacent forms and fill the excavation with compacted structure granular backfill material (maximum 1' loose lifts) to the level of the berm prior to placing beams for the bridge. Place Type IV geotextile fabric between embankment material and structure granular backfill. After completing the end bent backwall, or after completing the span end

wall, place the compacted structure granular backfill (maximum 1' loose lifts) to subgrade elevation. If the original excavation is enlarged, fill the entire volume with compacted structure granular backfill (maximum 1' loose lifts) at no expense to the Department. Do not place backfill before removing adjacent form work. Place structure granular backfill material in trench ditches at the ends of the excavation. Place Geotextile Fabric, Type IV over the surface of the compacted structure granular backfill prior to placing aggregate base course.

Tamp the backfill with hand tampers, pneumatic tampers, or other means approved by the Engineer. Thoroughly compact the backfill under the overhanging portions of the structure to ensure that the backfill is in intimate contact with the sides of the structure.

Do not apply seeding, sodding, or other vegetation to the exposed granular embankment.

3.2 Special Construction Methods. Erodible or unstable materials may erode even when protected by riprap or channel lining; use the special construction method described below when using these materials.

Use fine aggregates or friable sandstone granular embankment at "dry land" structures only. Do not use them at stream crossings or locations subject to flood waters.

For erodible or unstable materials having 50 percent or more passing the No. 4 sieve, protect with geotextile fabric. Extend the fabric from the original ground to the top of slope over the entire area of the embankment slopes on each side of, and in front of, the end bent. Cover the fabric with at least 12 inches of non-erodible material.

For erodible or unstable materials having less than 50 percent passing a No. 4 sieve, cover with at least 12 inches of non-erodible material.

Where erodible or unstable granular embankment will be protected by riprap or channel lining, place Type IV geotextile fabric between the embankment and the specified slope protection.

4.0 MEASUREMENT.

4.1 Granular Embankment. The Department will measure the quantity in cubic yards using the plan quantity, increased or decreased by authorized adjustments as specified in Section 204. The Department will not measure for payment any Granular Embankment that is not called for in the plans.

The Department will not measure for payment any special construction caused by using erodible or unstable materials and will consider it incidental to the Granular Embankment regardless of whether the erodible or unstable material was specified or permitted.

4.2 Rock Embankment. The Department will not measure for payment any rock embankment and will consider it incidental to roadway excavation or embankment in place, as applicable. Rock embankments will be constructed using granular embankment on projects where there is no available rock present within the excavation limits of the project.

4.3 Pile Core. Pile core will be measured and paid under roadway excavation or embankment in place, as applicable. The Department will not measure the pile core for separate payment. The Department will not measure for payment the 8-inch perforated underdrain pipe and will consider it incidental to the Pile Core.

4.4 Structure Granular Backfill. The Department will measure the quantity in cubic yards using the plan quantity, increased or decreased by authorized adjustments as specified in Section 204. The Department will not measure any additional material required for backfill outside the limits shown on the Plans and Standard Drawings for payment and will

consider it incidental to the work.

The Department will not measure for payment the 4-inch perforated underdrain pipe and will consider it incidental to the Structure Granular Backfill.

4.5 Geotextile Fabric. The Department will not measure the quantity of fabric used for separating dissimilar materials when constructing the embankment and pile core and will consider it incidental to embankment construction.

The Department will not measure for payment the Geotextile Fabric used to separate the Structure Granular Backfill from the embankment and aggregate base course and will consider it incidental to Structure Granular Backfill.

The Department will not measure for payment the Geotextile Fabric required for construction with erodible or unstable materials and will consider it incidental to embankment construction.

4.6 End Bent. The Department will measure the quantities according to the Contract. The Department will not measure furnishing and placing the 2-inch mortar or concrete bed for payment and will consider it incidental to the end bent construction.

4.7 Structure Excavation. The Department will not measure structure excavation on new embankments for payment and will consider it incidental to the Structure Granular Backfill or Concrete as applicable.

5.0 PAYMENT. The Department will make payment for the completed and accepted quantities under the following:

<u>Code</u>	<u>Pay Item</u>	<u>Pay Unit</u>
02223	Granular Embankment	Cubic Yards
02231	Structure Granular Backfill	Cubic Yards

The Department will consider payment as full compensation for all work required in this provision.

September 16, 2016

PART III

EMPLOYMENT, WAGE AND RECORD REQUIREMENTS

FHWA-1273 -- Revised May 1, 2012

**REQUIRED CONTRACT PROVISIONS
FEDERAL-AID CONSTRUCTION CONTRACTS**

- I. General
- II. Nondiscrimination
- III. Nonsegregated Facilities
- IV. Davis-Bacon and Related Act Provisions
- V. Contract Work Hours and Safety Standards Act Provisions
- VI. Subletting or Assigning the Contract
- VII. Safety: Accident Prevention
- VIII. False Statements Concerning Highway Projects
- IX. Implementation of Clean Air Act and Federal Water Pollution Control Act
- X. Compliance with Governmentwide Suspension and Debarment Requirements
- XI. Certification Regarding Use of Contract Funds for Lobbying

3. A breach of any of the stipulations contained in these Required Contract Provisions may be sufficient grounds for withholding of progress payments, withholding of final payment, termination of the contract, suspension / debarment or any other action determined to be appropriate by the contracting agency and FHWA.

4. Selection of Labor: During the performance of this contract, the contractor shall not use convict labor for any purpose within the limits of a construction project on a Federal-aid highway unless it is labor performed by convicts who are on parole, supervised release, or probation. The term Federal-aid highway does not include roadways functionally classified as local roads or rural minor collectors.

ATTACHMENTS

A. Employment and Materials Preference for Appalachian Development Highway System or Appalachian Local Access Road Contracts (included in Appalachian contracts only)

II. NONDISCRIMINATION

The provisions of this section related to 23 CFR Part 230 are applicable to all Federal-aid construction contracts and to all related construction subcontracts of \$10,000 or more. The provisions of 23 CFR Part 230 are not applicable to material supply, engineering, or architectural service contracts.

I. GENERAL

1. Form FHWA-1273 must be physically incorporated in each construction contract funded under Title 23 (excluding emergency contracts solely intended for debris removal). The contractor (or subcontractor) must insert this form in each subcontract and further require its inclusion in all lower tier subcontracts (excluding purchase orders, rental agreements and other agreements for supplies or services).

In addition, the contractor and all subcontractors must comply with the following policies: Executive Order 11246, 41 CFR 60, 29 CFR 1625-1627, Title 23 USC Section 140, the Rehabilitation Act of 1973, as amended (29 USC 794), Title VI of the Civil Rights Act of 1964, as amended, and related regulations including 49 CFR Parts 21, 26 and 27; and 23 CFR Parts 200, 230, and 633.

The applicable requirements of Form FHWA-1273 are incorporated by reference for work done under any purchase order, rental agreement or agreement for other services. The prime contractor shall be responsible for compliance by any subcontractor, lower-tier subcontractor or service provider.

The contractor and all subcontractors must comply with: the requirements of the Equal Opportunity Clause in 41 CFR 60-1.4(b) and, for all construction contracts exceeding \$10,000, the Standard Federal Equal Employment Opportunity Construction Contract Specifications in 41 CFR 60-4.3.

Form FHWA-1273 must be included in all Federal-aid design-build contracts, in all subcontracts and in lower tier subcontracts (excluding subcontracts for design services, purchase orders, rental agreements and other agreements for supplies or services). The design-builder shall be responsible for compliance by any subcontractor, lower-tier subcontractor or service provider.

Note: The U.S. Department of Labor has exclusive authority to determine compliance with Executive Order 11246 and the policies of the Secretary of Labor including 41 CFR 60, and 29 CFR 1625-1627. The contracting agency and the FHWA have the authority and the responsibility to ensure compliance with Title 23 USC Section 140, the Rehabilitation Act of 1973, as amended (29 USC 794), and Title VI of the Civil Rights Act of 1964, as amended, and related regulations including 49 CFR Parts 21, 26 and 27; and 23 CFR Parts 200, 230, and 633.

Contracting agencies may reference Form FHWA-1273 in bid proposal or request for proposal documents, however, the Form FHWA-1273 must be physically incorporated (not referenced) in all contracts, subcontracts and lower-tier subcontracts (excluding purchase orders, rental agreements and other agreements for supplies or services related to a construction contract).

The following provision is adopted from 23 CFR 230, Appendix A, with appropriate revisions to conform to the U.S. Department of Labor (US DOL) and FHWA requirements.

2. Subject to the applicability criteria noted in the following sections, these contract provisions shall apply to all work performed on the contract by the contractor's own organization and with the assistance of workers under the contractor's immediate superintendence and to all work performed on the contract by piecework, station work, or by subcontract.

1. Equal Employment Opportunity: Equal employment opportunity (EEO) requirements not to discriminate and to take affirmative action to assure equal opportunity as set forth under laws, executive orders, rules, regulations (28 CFR 35, 29 CFR 1630, 29 CFR 1625-1627, 41 CFR 60 and 49 CFR 27) and orders of the Secretary of Labor as modified by the provisions prescribed herein, and imposed pursuant to 23 U.S.C. 140 shall constitute the EEO and specific affirmative action standards for the contractor's project activities under

this contract. The provisions of the Americans with Disabilities Act of 1990 (42 U.S.C. 12101 et seq.) set forth under 28 CFR 35 and 29 CFR 1630 are incorporated by reference in this contract. In the execution of this contract, the contractor agrees to comply with the following minimum specific requirement activities of EEO:

a. The contractor will work with the contracting agency and the Federal Government to ensure that it has made every good faith effort to provide equal opportunity with respect to all of its terms and conditions of employment and in their review of activities under the contract.

b. The contractor will accept as its operating policy the following statement:

"It is the policy of this Company to assure that applicants are employed, and that employees are treated during employment, without regard to their race, religion, sex, color, national origin, age or disability. Such action shall include: employment, upgrading, demotion, or transfer; recruitment or recruitment advertising; layoff or termination; rates of pay or other forms of compensation; and selection for training, including apprenticeship, pre-apprenticeship, and/or on-the-job training."

2. EEO Officer: The contractor will designate and make known to the contracting officers an EEO Officer who will have the responsibility for and must be capable of effectively administering and promoting an active EEO program and who must be assigned adequate authority and responsibility to do so.

3. Dissemination of Policy: All members of the contractor's staff who are authorized to hire, supervise, promote, and discharge employees, or who recommend such action, or who are substantially involved in such action, will be made fully cognizant of, and will implement, the contractor's EEO policy and contractual responsibilities to provide EEO in each grade and classification of employment. To ensure that the above agreement will be met, the following actions will be taken as a minimum:

a. Periodic meetings of supervisory and personnel office employees will be conducted before the start of work and then not less often than once every six months, at which time the contractor's EEO policy and its implementation will be reviewed and explained. The meetings will be conducted by the EEO Officer.

b. All new supervisory or personnel office employees will be given a thorough indoctrination by the EEO Officer, covering all major aspects of the contractor's EEO obligations within thirty days following their reporting for duty with the contractor.

c. All personnel who are engaged in direct recruitment for the project will be instructed by the EEO Officer in the contractor's procedures for locating and hiring minorities and women.

d. Notices and posters setting forth the contractor's EEO policy will be placed in areas readily accessible to employees, applicants for employment and potential employees.

e. The contractor's EEO policy and the procedures to implement such policy will be brought to the attention of employees by means of meetings, employee handbooks, or other appropriate means.

4. Recruitment: When advertising for employees, the contractor will include in all advertisements for employees the notation: "An Equal Opportunity Employer." All such advertisements will be placed in publications having a large circulation among minorities and women in the area from which the project work force would normally be derived.

a. The contractor will, unless precluded by a valid bargaining agreement, conduct systematic and direct recruitment through public and private employee referral sources likely to yield qualified minorities and women. To meet this requirement, the contractor will identify sources of potential minority group employees, and establish with such identified sources procedures whereby minority and women applicants may be referred to the contractor for employment consideration.

b. In the event the contractor has a valid bargaining agreement providing for exclusive hiring hall referrals, the contractor is expected to observe the provisions of that agreement to the extent that the system meets the contractor's compliance with EEO contract provisions. Where implementation of such an agreement has the effect of discriminating against minorities or women, or obligates the contractor to do the same, such implementation violates Federal nondiscrimination provisions.

c. The contractor will encourage its present employees to refer minorities and women as applicants for employment. Information and procedures with regard to referring such applicants will be discussed with employees.

5. Personnel Actions: Wages, working conditions, and employee benefits shall be established and administered, and personnel actions of every type, including hiring, upgrading, promotion, transfer, demotion, layoff, and termination, shall be taken without regard to race, color, religion, sex, national origin, age or disability. The following procedures shall be followed:

a. The contractor will conduct periodic inspections of project sites to insure that working conditions and employee facilities do not indicate discriminatory treatment of project site personnel.

b. The contractor will periodically evaluate the spread of wages paid within each classification to determine any evidence of discriminatory wage practices.

c. The contractor will periodically review selected personnel actions in depth to determine whether there is evidence of discrimination. Where evidence is found, the contractor will promptly take corrective action. If the review indicates that the discrimination may extend beyond the actions reviewed, such corrective action shall include all affected persons.

d. The contractor will promptly investigate all complaints of alleged discrimination made to the contractor in connection with its obligations under this contract, will attempt to resolve such complaints, and will take appropriate corrective action within a reasonable time. If the investigation indicates that the discrimination may affect persons other than the complainant, such corrective action shall include such other persons. Upon completion of each investigation, the contractor will inform every complainant of all of their avenues of appeal.

6. Training and Promotion:

a. The contractor will assist in locating, qualifying, and increasing the skills of minorities and women who are

applicants for employment or current employees. Such efforts should be aimed at developing full journey level status employees in the type of trade or job classification involved.

b. Consistent with the contractor's work force requirements and as permissible under Federal and State regulations, the contractor shall make full use of training programs, i.e., apprenticeship, and on-the-job training programs for the geographical area of contract performance. In the event a special provision for training is provided under this contract, this subparagraph will be superseded as indicated in the special provision. The contracting agency may reserve training positions for persons who receive welfare assistance in accordance with 23 U.S.C. 140(a).

c. The contractor will advise employees and applicants for employment of available training programs and entrance requirements for each.

d. The contractor will periodically review the training and promotion potential of employees who are minorities and women and will encourage eligible employees to apply for such training and promotion.

7. Unions: If the contractor relies in whole or in part upon unions as a source of employees, the contractor will use good faith efforts to obtain the cooperation of such unions to increase opportunities for minorities and women. Actions by the contractor, either directly or through a contractor's association acting as agent, will include the procedures set forth below:

a. The contractor will use good faith efforts to develop, in cooperation with the unions, joint training programs aimed toward qualifying more minorities and women for membership in the unions and increasing the skills of minorities and women so that they may qualify for higher paying employment.

b. The contractor will use good faith efforts to incorporate an EEO clause into each union agreement to the end that such union will be contractually bound to refer applicants without regard to their race, color, religion, sex, national origin, age or disability.

c. The contractor is to obtain information as to the referral practices and policies of the labor union except that to the extent such information is within the exclusive possession of the labor union and such labor union refuses to furnish such information to the contractor, the contractor shall so certify to the contracting agency and shall set forth what efforts have been made to obtain such information.

d. In the event the union is unable to provide the contractor with a reasonable flow of referrals within the time limit set forth in the collective bargaining agreement, the contractor will, through independent recruitment efforts, fill the employment vacancies without regard to race, color, religion, sex, national origin, age or disability; making full efforts to obtain qualified and/or qualifiable minorities and women. The failure of a union to provide sufficient referrals (even though it is obligated to provide exclusive referrals under the terms of a collective bargaining agreement) does not relieve the contractor from the requirements of this paragraph. In the event the union referral practice prevents the contractor from meeting the obligations pursuant to Executive Order 11246, as amended, and these special provisions, such contractor shall immediately notify the contracting agency.

8. Reasonable Accommodation for Applicants / Employees with Disabilities: The contractor must be familiar

with the requirements for and comply with the Americans with Disabilities Act and all rules and regulations established there under. Employers must provide reasonable accommodation in all employment activities unless to do so would cause an undue hardship.

9. Selection of Subcontractors, Procurement of Materials and Leasing of Equipment: The contractor shall not discriminate on the grounds of race, color, religion, sex, national origin, age or disability in the selection and retention of subcontractors, including procurement of materials and leases of equipment. The contractor shall take all necessary and reasonable steps to ensure nondiscrimination in the administration of this contract.

a. The contractor shall notify all potential subcontractors and suppliers and lessors of their EEO obligations under this contract.

b. The contractor will use good faith efforts to ensure subcontractor compliance with their EEO obligations.

10. Assurance Required by 49 CFR 26.13(b):

a. The requirements of 49 CFR Part 26 and the State DOT's U.S. DOT-approved DBE program are incorporated by reference.

b. The contractor or subcontractor shall not discriminate on the basis of race, color, national origin, or sex in the performance of this contract. The contractor shall carry out applicable requirements of 49 CFR Part 26 in the award and administration of DOT-assisted contracts. Failure by the contractor to carry out these requirements is a material breach of this contract, which may result in the termination of this contract or such other remedy as the contracting agency deems appropriate.

11. Records and Reports: The contractor shall keep such records as necessary to document compliance with the EEO requirements. Such records shall be retained for a period of three years following the date of the final payment to the contractor for all contract work and shall be available at reasonable times and places for inspection by authorized representatives of the contracting agency and the FHWA.

a. The records kept by the contractor shall document the following:

(1) The number and work hours of minority and non-minority group members and women employed in each work classification on the project;

(2) The progress and efforts being made in cooperation with unions, when applicable, to increase employment opportunities for minorities and women; and

(3) The progress and efforts being made in locating, hiring, training, qualifying, and upgrading minorities and women;

b. The contractors and subcontractors will submit an annual report to the contracting agency each July for the duration of the project, indicating the number of minority, women, and non-minority group employees currently engaged in each work classification required by the contract work. This information is to be reported on [Form FHWA-1391](#). The staffing data should represent the project work force on board in all or any part of the last payroll period preceding the end of July. If on-the-job training is being required by special provision, the contractor

will be required to collect and report training data. The employment data should reflect the work force on board during all or any part of the last payroll period preceding the end of July.

III. NONSEGREGATED FACILITIES

This provision is applicable to all Federal-aid construction contracts and to all related construction subcontracts of \$10,000 or more.

The contractor must ensure that facilities provided for employees are provided in such a manner that segregation on the basis of race, color, religion, sex, or national origin cannot result. The contractor may neither require such segregated use by written or oral policies nor tolerate such use by employee custom. The contractor's obligation extends further to ensure that its employees are not assigned to perform their services at any location, under the contractor's control, where the facilities are segregated. The term "facilities" includes waiting rooms, work areas, restaurants and other eating areas, time clocks, restrooms, washrooms, locker rooms, and other storage or dressing areas, parking lots, drinking fountains, recreation or entertainment areas, transportation, and housing provided for employees. The contractor shall provide separate or single-user restrooms and necessary dressing or sleeping areas to assure privacy between sexes.

IV. DAVIS-BACON AND RELATED ACT PROVISIONS

This section is applicable to all Federal-aid construction projects exceeding \$2,000 and to all related subcontracts and lower-tier subcontracts (regardless of subcontract size). The requirements apply to all projects located within the right-of-way of a roadway that is functionally classified as Federal-aid highway. This excludes roadways functionally classified as local roads or rural minor collectors, which are exempt. Contracting agencies may elect to apply these requirements to other projects.

The following provisions are from the U.S. Department of Labor regulations in 29 CFR 5.5 "Contract provisions and related matters" with minor revisions to conform to the FHWA-1273 format and FHWA program requirements.

1. Minimum wages

a. All laborers and mechanics employed or working upon the site of the work, will be paid unconditionally and not less often than once a week, and without subsequent deduction or rebate on any account (except such payroll deductions as are permitted by regulations issued by the Secretary of Labor under the Copeland Act (29 CFR part 3)), the full amount of wages and bona fide fringe benefits (or cash equivalents thereof) due at time of payment computed at rates not less than those contained in the wage determination of the Secretary of Labor which is attached hereto and made a part hereof, regardless of any contractual relationship which may be alleged to exist between the contractor and such laborers and mechanics.

Contributions made or costs reasonably anticipated for bona fide fringe benefits under section 1(b)(2) of the Davis-Bacon Act on behalf of laborers or mechanics are considered wages paid to such laborers or mechanics, subject to the provisions

of paragraph 1.d. of this section; also, regular contributions made or costs incurred for more than a weekly period (but not less often than quarterly) under plans, funds, or programs which cover the particular weekly period, are deemed to be constructively made or incurred during such weekly period. Such laborers and mechanics shall be paid the appropriate wage rate and fringe benefits on the wage determination for the classification of work actually performed, without regard to skill, except as provided in 29 CFR 5.5(a)(4). Laborers or mechanics performing work in more than one classification may be compensated at the rate specified for each classification for the time actually worked therein: Provided, That the employer's payroll records accurately set forth the time spent in each classification in which work is performed. The wage determination (including any additional classification and wage rates conformed under paragraph 1.b. of this section) and the Davis-Bacon poster (WH-1321) shall be posted at all times by the contractor and its subcontractors at the site of the work in a prominent and accessible place where it can be easily seen by the workers.

b.(1) The contracting officer shall require that any class of laborers or mechanics, including helpers, which is not listed in the wage determination and which is to be employed under the contract shall be classified in conformance with the wage determination. The contracting officer shall approve an additional classification and wage rate and fringe benefits therefore only when the following criteria have been met:

- (i) The work to be performed by the classification requested is not performed by a classification in the wage determination; and
- (ii) The classification is utilized in the area by the construction industry; and
- (iii) The proposed wage rate, including any bona fide fringe benefits, bears a reasonable relationship to the wage rates contained in the wage determination.

(2) If the contractor and the laborers and mechanics to be employed in the classification (if known), or their representatives, and the contracting officer agree on the classification and wage rate (including the amount designated for fringe benefits where appropriate), a report of the action taken shall be sent by the contracting officer to the Administrator of the Wage and Hour Division, Employment Standards Administration, U.S. Department of Labor, Washington, DC 20210. The Administrator, or an authorized representative, will approve, modify, or disapprove every additional classification action within 30 days of receipt and so advise the contracting officer or will notify the contracting officer within the 30-day period that additional time is necessary.

(3) In the event the contractor, the laborers or mechanics to be employed in the classification or their representatives, and the contracting officer do not agree on the proposed classification and wage rate (including the amount designated for fringe benefits, where appropriate), the contracting officer shall refer the questions, including the views of all interested parties and the recommendation of the contracting officer, to the Wage and Hour Administrator for determination. The Wage and Hour Administrator, or an authorized representative, will issue a determination within 30 days of receipt and so advise the contracting officer or

will notify the contracting officer within the 30-day period that additional time is necessary.

(4) The wage rate (including fringe benefits where appropriate) determined pursuant to paragraphs 1.b.(2) or 1.b.(3) of this section, shall be paid to all workers performing work in the classification under this contract from the first day on which work is performed in the classification.

c. Whenever the minimum wage rate prescribed in the contract for a class of laborers or mechanics includes a fringe benefit which is not expressed as an hourly rate, the contractor shall either pay the benefit as stated in the wage determination or shall pay another bona fide fringe benefit or an hourly cash equivalent thereof.

d. If the contractor does not make payments to a trustee or other third person, the contractor may consider as part of the wages of any laborer or mechanic the amount of any costs reasonably anticipated in providing bona fide fringe benefits under a plan or program. Provided, That the Secretary of Labor has found, upon the written request of the contractor, that the applicable standards of the Davis-Bacon Act have been met. The Secretary of Labor may require the contractor to set aside in a separate account assets for the meeting of obligations under the plan or program.

2. Withholding

The contracting agency shall upon its own action or upon written request of an authorized representative of the Department of Labor, withhold or cause to be withheld from the contractor under this contract, or any other Federal contract with the same prime contractor, or any other federally-assisted contract subject to Davis-Bacon prevailing wage requirements, which is held by the same prime contractor, so much of the accrued payments or advances as may be considered necessary to pay laborers and mechanics, including apprentices, trainees, and helpers, employed by the contractor or any subcontractor the full amount of wages required by the contract. In the event of failure to pay any laborer or mechanic, including any apprentice, trainee, or helper, employed or working on the site of the work, all or part of the wages required by the contract, the contracting agency may, after written notice to the contractor, take such action as may be necessary to cause the suspension of any further payment, advance, or guarantee of funds until such violations have ceased.

3. Payrolls and basic records

a. Payrolls and basic records relating thereto shall be maintained by the contractor during the course of the work and preserved for a period of three years thereafter for all laborers and mechanics working at the site of the work. Such records shall contain the name, address, and social security number of each such worker, his or her correct classification, hourly rates of wages paid (including rates of contributions or costs anticipated for bona fide fringe benefits or cash equivalents thereof of the types described in section 1(b)(2)(B) of the Davis-Bacon Act), daily and weekly number of hours worked, deductions made and actual wages paid. Whenever the Secretary of Labor has found under 29 CFR 5.5(a)(1)(iv) that the wages of any laborer or mechanic include the amount of any costs reasonably anticipated in providing benefits under a plan or program described in section 1(b)(2)(B) of the Davis-

Bacon Act, the contractor shall maintain records which show that the commitment to provide such benefits is enforceable, that the plan or program is financially responsible, and that the plan or program has been communicated in writing to the laborers or mechanics affected, and records which show the costs anticipated or the actual cost incurred in providing such benefits. Contractors employing apprentices or trainees under approved programs shall maintain written evidence of the registration of apprenticeship programs and certification of trainee programs, the registration of the apprentices and trainees, and the ratios and wage rates prescribed in the applicable programs.

b.(1) The contractor shall submit weekly for each week in which any contract work is performed a copy of all payrolls to the contracting agency. The payrolls submitted shall set out accurately and completely all of the information required to be maintained under 29 CFR 5.5(a)(3)(i), except that full social security numbers and home addresses shall not be included on weekly transmittals. Instead the payrolls shall only need to include an individually identifying number for each employee (e.g., the last four digits of the employee's social security number). The required weekly payroll information may be submitted in any form desired. Optional Form WH-347 is available for this purpose from the Wage and Hour Division Web site at <http://www.dol.gov/esa/whd/forms/wh347instr.htm> or its successor site. The prime contractor is responsible for the submission of copies of payrolls by all subcontractors. Contractors and subcontractors shall maintain the full social security number and current address of each covered worker, and shall provide them upon request to the contracting agency for transmission to the State DOT, the FHWA or the Wage and Hour Division of the Department of Labor for purposes of an investigation or audit of compliance with prevailing wage requirements. It is not a violation of this section for a prime contractor to require a subcontractor to provide addresses and social security numbers to the prime contractor for its own records, without weekly submission to the contracting agency..

(2) Each payroll submitted shall be accompanied by a "Statement of Compliance," signed by the contractor or subcontractor or his or her agent who pays or supervises the payment of the persons employed under the contract and shall certify the following:

(i) That the payroll for the payroll period contains the information required to be provided under §5.5 (a)(3)(ii) of Regulations, 29 CFR part 5, the appropriate information is being maintained under §5.5 (a)(3)(i) of Regulations, 29 CFR part 5, and that such information is correct and complete;

(ii) That each laborer or mechanic (including each helper, apprentice, and trainee) employed on the contract during the payroll period has been paid the full weekly wages earned, without rebate, either directly or indirectly, and that no deductions have been made either directly or indirectly from the full wages earned, other than permissible deductions as set forth in Regulations, 29 CFR part 3;

(iii) That each laborer or mechanic has been paid not less than the applicable wage rates and fringe benefits or cash equivalents for the classification of work performed, as specified in the applicable wage determination incorporated into the contract.

(3) The weekly submission of a properly executed certification set forth on the reverse side of Optional Form WH-347 shall satisfy the requirement for submission of the "Statement of Compliance" required by paragraph 3.b.(2) of this section.

(4) The falsification of any of the above certifications may subject the contractor or subcontractor to civil or criminal prosecution under section 1001 of title 18 and section 231 of title 31 of the United States Code.

c. The contractor or subcontractor shall make the records required under paragraph 3.a. of this section available for inspection, copying, or transcription by authorized representatives of the contracting agency, the State DOT, the FHWA, or the Department of Labor, and shall permit such representatives to interview employees during working hours on the job. If the contractor or subcontractor fails to submit the required records or to make them available, the FHWA may, after written notice to the contractor, the contracting agency or the State DOT, take such action as may be necessary to cause the suspension of any further payment, advance, or guarantee of funds. Furthermore, failure to submit the required records upon request or to make such records available may be grounds for debarment action pursuant to 29 CFR 5.12.

4. Apprentices and trainees

a. Apprentices (programs of the USDOL).

Apprentices will be permitted to work at less than the predetermined rate for the work they performed when they are employed pursuant to and individually registered in a bona fide apprenticeship program registered with the U.S. Department of Labor, Employment and Training Administration, Office of Apprenticeship Training, Employer and Labor Services, or with a State Apprenticeship Agency recognized by the Office, or if a person is employed in his or her first 90 days of probationary employment as an apprentice in such an apprenticeship program, who is not individually registered in the program, but who has been certified by the Office of Apprenticeship Training, Employer and Labor Services or a State Apprenticeship Agency (where appropriate) to be eligible for probationary employment as an apprentice.

The allowable ratio of apprentices to journeymen on the job site in any craft classification shall not be greater than the ratio permitted to the contractor as to the entire work force under the registered program. Any worker listed on a payroll at an apprentice wage rate, who is not registered or otherwise employed as stated above, shall be paid not less than the applicable wage rate on the wage determination for the classification of work actually performed. In addition, any apprentice performing work on the job site in excess of the ratio permitted under the registered program shall be paid not less than the applicable wage rate on the wage determination for the work actually performed. Where a contractor is performing construction on a project in a locality other than that in which its program is registered, the ratios and wage rates (expressed in percentages of the journeyman's hourly rate) specified in the contractor's or subcontractor's registered program shall be observed.

Every apprentice must be paid at not less than the rate specified in the registered program for the apprentice's level of progress, expressed as a percentage of the journeymen hourly

rate specified in the applicable wage determination. Apprentices shall be paid fringe benefits in accordance with the provisions of the apprenticeship program. If the apprenticeship program does not specify fringe benefits, apprentices must be paid the full amount of fringe benefits listed on the wage determination for the applicable classification. If the Administrator determines that a different practice prevails for the applicable apprentice classification, fringes shall be paid in accordance with that determination.

In the event the Office of Apprenticeship Training, Employer and Labor Services, or a State Apprenticeship Agency recognized by the Office, withdraws approval of an apprenticeship program, the contractor will no longer be permitted to utilize apprentices at less than the applicable predetermined rate for the work performed until an acceptable program is approved.

b. Trainees (programs of the USDOL).

Except as provided in 29 CFR 5.16, trainees will not be permitted to work at less than the predetermined rate for the work performed unless they are employed pursuant to and individually registered in a program which has received prior approval, evidenced by formal certification by the U.S. Department of Labor, Employment and Training Administration.

The ratio of trainees to journeymen on the job site shall not be greater than permitted under the plan approved by the Employment and Training Administration.

Every trainee must be paid at not less than the rate specified in the approved program for the trainee's level of progress, expressed as a percentage of the journeyman hourly rate specified in the applicable wage determination. Trainees shall be paid fringe benefits in accordance with the provisions of the trainee program. If the trainee program does not mention fringe benefits, trainees shall be paid the full amount of fringe benefits listed on the wage determination unless the Administrator of the Wage and Hour Division determines that there is an apprenticeship program associated with the corresponding journeyman wage rate on the wage determination which provides for less than full fringe benefits for apprentices. Any employee listed on the payroll at a trainee rate who is not registered and participating in a training plan approved by the Employment and Training Administration shall be paid not less than the applicable wage rate on the wage determination for the classification of work actually performed. In addition, any trainee performing work on the job site in excess of the ratio permitted under the registered program shall be paid not less than the applicable wage rate on the wage determination for the work actually performed.

In the event the Employment and Training Administration withdraws approval of a training program, the contractor will no longer be permitted to utilize trainees at less than the applicable predetermined rate for the work performed until an acceptable program is approved.

c. Equal employment opportunity. The utilization of apprentices, trainees and journeymen under this part shall be in conformity with the equal employment opportunity requirements of Executive Order 11246, as amended, and 29 CFR part 30.

d. Apprentices and Trainees (programs of the U.S. DOT).

Apprentices and trainees working under apprenticeship and skill training programs which have been certified by the Secretary of Transportation as promoting EEO in connection with Federal-aid highway construction programs are not subject to the requirements of paragraph 4 of this Section IV. The straight time hourly wage rates for apprentices and trainees under such programs will be established by the particular programs. The ratio of apprentices and trainees to journeymen shall not be greater than permitted by the terms of the particular program.

5. Compliance with Copeland Act requirements. The contractor shall comply with the requirements of 29 CFR part 3, which are incorporated by reference in this contract.

6. Subcontracts. The contractor or subcontractor shall insert Form FHWA-1273 in any subcontracts and also require the subcontractors to include Form FHWA-1273 in any lower tier subcontracts. The prime contractor shall be responsible for the compliance by any subcontractor or lower tier subcontractor with all the contract clauses in 29 CFR 5.5.

7. Contract termination: debarment. A breach of the contract clauses in 29 CFR 5.5 may be grounds for termination of the contract, and for debarment as a contractor and a subcontractor as provided in 29 CFR 5.12.

8. Compliance with Davis-Bacon and Related Act requirements. All rulings and interpretations of the Davis-Bacon and Related Acts contained in 29 CFR parts 1, 3, and 5 are herein incorporated by reference in this contract.

9. Disputes concerning labor standards. Disputes arising out of the labor standards provisions of this contract shall not be subject to the general disputes clause of this contract. Such disputes shall be resolved in accordance with the procedures of the Department of Labor set forth in 29 CFR parts 5, 6, and 7. Disputes within the meaning of this clause include disputes between the contractor (or any of its subcontractors) and the contracting agency, the U.S. Department of Labor, or the employees or their representatives.

10. Certification of eligibility.

a. By entering into this contract, the contractor certifies that neither it (nor he or she) nor any person or firm who has an interest in the contractor's firm is a person or firm ineligible to be awarded Government contracts by virtue of section 3(a) of the Davis-Bacon Act or 29 CFR 5.12(a)(1).

b. No part of this contract shall be subcontracted to any person or firm ineligible for award of a Government contract by virtue of section 3(a) of the Davis-Bacon Act or 29 CFR 5.12(a)(1).

c. The penalty for making false statements is prescribed in the U.S. Criminal Code, 18 U.S.C. 1001.

V. CONTRACT WORK HOURS AND SAFETY STANDARDS ACT

The following clauses apply to any Federal-aid construction contract in an amount in excess of \$100,000 and subject to the overtime provisions of the Contract Work Hours and Safety Standards Act. These clauses shall be inserted in addition to the clauses required by 29 CFR 5.5(a) or 29 CFR 4.6. As used in this paragraph, the terms laborers and mechanics include watchmen and guards.

1. Overtime requirements. No contractor or subcontractor contracting for any part of the contract work which may require or involve the employment of laborers or mechanics shall require or permit any such laborer or mechanic in any workweek in which he or she is employed on such work to work in excess of forty hours in such workweek unless such laborer or mechanic receives compensation at a rate not less than one and one-half times the basic rate of pay for all hours worked in excess of forty hours in such workweek.

2. Violation; liability for unpaid wages; liquidated damages. In the event of any violation of the clause set forth in paragraph (1.) of this section, the contractor and any subcontractor responsible therefor shall be liable for the unpaid wages. In addition, such contractor and subcontractor shall be liable to the United States (in the case of work done under contract for the District of Columbia or a territory, to such District or to such territory), for liquidated damages. Such liquidated damages shall be computed with respect to each individual laborer or mechanic, including watchmen and guards, employed in violation of the clause set forth in paragraph (1.) of this section, in the sum of \$10 for each calendar day on which such individual was required or permitted to work in excess of the standard workweek of forty hours without payment of the overtime wages required by the clause set forth in paragraph (1.) of this section.

3. Withholding for unpaid wages and liquidated damages. The FHWA or the contracting agency shall upon its own action or upon written request of an authorized representative of the Department of Labor withhold or cause to be withheld, from any moneys payable on account of work performed by the contractor or subcontractor under any such contract or any other Federal contract with the same prime contractor, or any other federally-assisted contract subject to the Contract Work Hours and Safety Standards Act, which is held by the same prime contractor, such sums as may be determined to be necessary to satisfy any liabilities of such contractor or subcontractor for unpaid wages and liquidated damages as provided in the clause set forth in paragraph (2.) of this section.

4. Subcontracts. The contractor or subcontractor shall insert in any subcontracts the clauses set forth in paragraph (1.) through (4.) of this section and also a clause requiring the subcontractors to include these clauses in any lower tier subcontracts. The prime contractor shall be responsible for compliance by any subcontractor or lower tier subcontractor with the clauses set forth in paragraphs (1.) through (4.) of this section.

VI. SUBLETTING OR ASSIGNING THE CONTRACT

This provision is applicable to all Federal-aid construction contracts on the National Highway System.

1. The contractor shall perform with its own organization contract work amounting to not less than 30 percent (or a greater percentage if specified elsewhere in the contract) of the total original contract price, excluding any specialty items designated by the contracting agency. Specialty items may be performed by subcontract and the amount of any such specialty items performed may be deducted from the total original contract price before computing the amount of work required to be performed by the contractor's own organization (23 CFR 635.116).

a. The term "perform work with its own organization" refers to workers employed or leased by the prime contractor, and equipment owned or rented by the prime contractor, with or without operators. Such term does not include employees or equipment of a subcontractor or lower tier subcontractor, agents of the prime contractor, or any other assignees. The term may include payments for the costs of hiring leased employees from an employee leasing firm meeting all relevant Federal and State regulatory requirements. Leased employees may only be included in this term if the prime contractor meets all of the following conditions:

- (1) the prime contractor maintains control over the supervision of the day-to-day activities of the leased employees;
- (2) the prime contractor remains responsible for the quality of the work of the leased employees;
- (3) the prime contractor retains all power to accept or exclude individual employees from work on the project; and
- (4) the prime contractor remains ultimately responsible for the payment of predetermined minimum wages, the submission of payrolls, statements of compliance and all other Federal regulatory requirements.

b. "Specialty Items" shall be construed to be limited to work that requires highly specialized knowledge, abilities, or equipment not ordinarily available in the type of contracting organizations qualified and expected to bid or propose on the contract as a whole and in general are to be limited to minor components of the overall contract.

2. The contract amount upon which the requirements set forth in paragraph (1) of Section VI is computed includes the cost of material and manufactured products which are to be purchased or produced by the contractor under the contract provisions.

3. The contractor shall furnish (a) a competent superintendent or supervisor who is employed by the firm, has full authority to direct performance of the work in accordance with the contract requirements, and is in charge of all construction operations (regardless of who performs the work) and (b) such other of its own organizational resources (supervision, management, and engineering services) as the contracting officer determines is necessary to assure the performance of the contract.

4. No portion of the contract shall be sublet, assigned or otherwise disposed of except with the written consent of the contracting officer, or authorized representative, and such consent when given shall not be construed to relieve the contractor of any responsibility for the fulfillment of the contract. Written consent will be given only after the contracting agency has assured that each subcontract is

evidenced in writing and that it contains all pertinent provisions and requirements of the prime contract.

5. The 30% self-performance requirement of paragraph (1) is not applicable to design-build contracts; however, contracting agencies may establish their own self-performance requirements.

VII. SAFETY: ACCIDENT PREVENTION

This provision is applicable to all Federal-aid construction contracts and to all related subcontracts.

1. In the performance of this contract the contractor shall comply with all applicable Federal, State, and local laws governing safety, health, and sanitation (23 CFR 635). The contractor shall provide all safeguards, safety devices and protective equipment and take any other needed actions as it determines, or as the contracting officer may determine, to be reasonably necessary to protect the life and health of employees on the job and the safety of the public and to protect property in connection with the performance of the work covered by the contract.

2. It is a condition of this contract, and shall be made a condition of each subcontract, which the contractor enters into pursuant to this contract, that the contractor and any subcontractor shall not permit any employee, in performance of the contract, to work in surroundings or under conditions which are unsanitary, hazardous or dangerous to his/her health or safety, as determined under construction safety and health standards (29 CFR 1926) promulgated by the Secretary of Labor, in accordance with Section 107 of the Contract Work Hours and Safety Standards Act (40 U.S.C. 3704).

3. Pursuant to 29 CFR 1926.3, it is a condition of this contract that the Secretary of Labor or authorized representative thereof, shall have right of entry to any site of contract performance to inspect or investigate the matter of compliance with the construction safety and health standards and to carry out the duties of the Secretary under Section 107 of the Contract Work Hours and Safety Standards Act (40 U.S.C.3704).

VIII. FALSE STATEMENTS CONCERNING HIGHWAY PROJECTS

This provision is applicable to all Federal-aid construction contracts and to all related subcontracts.

In order to assure high quality and durable construction in conformity with approved plans and specifications and a high degree of reliability on statements and representations made by engineers, contractors, suppliers, and workers on Federal-aid highway projects, it is essential that all persons concerned with the project perform their functions as carefully, thoroughly, and honestly as possible. Willful falsification, distortion, or misrepresentation with respect to any facts related to the project is a violation of Federal law. To prevent any misunderstanding regarding the seriousness of these and similar acts, Form FHWA-1022 shall be posted on each Federal-aid highway project (23 CFR 635) in one or more places where it is readily available to all persons concerned with the project:

18 U.S.C. 1020 reads as follows:

"Whoever, being an officer, agent, or employee of the United States, or of any State or Territory, or whoever, whether a person, association, firm, or corporation, knowingly makes any false statement, false representation, or false report as to the character, quality, quantity, or cost of the material used or to be used, or the quantity or quality of the work performed or to be performed, or the cost thereof in connection with the submission of plans, maps, specifications, contracts, or costs of construction on any highway or related project submitted for approval to the Secretary of Transportation; or

Whoever knowingly makes any false statement, false representation, false report or false claim with respect to the character, quality, quantity, or cost of any work performed or to be performed, or materials furnished or to be furnished, in connection with the construction of any highway or related project approved by the Secretary of Transportation; or

Whoever knowingly makes any false statement or false representation as to material fact in any statement, certificate, or report submitted pursuant to provisions of the Federal-aid Roads Act approved July 1, 1916, (39 Stat. 355), as amended and supplemented;

Shall be fined under this title or imprisoned not more than 5 years or both."

IX. IMPLEMENTATION OF CLEAN AIR ACT AND FEDERAL WATER POLLUTION CONTROL ACT

This provision is applicable to all Federal-aid construction contracts and to all related subcontracts.

By submission of this bid/proposal or the execution of this contract, or subcontract, as appropriate, the bidder, proposer, Federal-aid construction contractor, or subcontractor, as appropriate, will be deemed to have stipulated as follows:

1. That any person who is or will be utilized in the performance of this contract is not prohibited from receiving an award due to a violation of Section 508 of the Clean Water Act or Section 306 of the Clean Air Act.

2. That the contractor agrees to include or cause to be included the requirements of paragraph (1) of this Section X in every subcontract, and further agrees to take such action as the contracting agency may direct as a means of enforcing such requirements.

X. CERTIFICATION REGARDING DEBARMENT, SUSPENSION, INELIGIBILITY AND VOLUNTARY EXCLUSION

This provision is applicable to all Federal-aid construction contracts, design-build contracts, subcontracts, lower-tier subcontracts, purchase orders, lease agreements, consultant contracts or any other covered transaction requiring FHWA approval or that is estimated to cost \$25,000 or more – as defined in 2 CFR Parts 180 and 1200.

1. Instructions for Certification – First Tier Participants:

a. By signing and submitting this proposal, the prospective first tier participant is providing the certification set out below.

b. The inability of a person to provide the certification set out below will not necessarily result in denial of participation in this

covered transaction. The prospective first tier participant shall submit an explanation of why it cannot provide the certification set out below. The certification or explanation will be considered in connection with the department or agency's determination whether to enter into this transaction. However, failure of the prospective first tier participant to furnish a certification or an explanation shall disqualify such a person from participation in this transaction.

c. The certification in this clause is a material representation of fact upon which reliance was placed when the contracting agency determined to enter into this transaction. If it is later determined that the prospective participant knowingly rendered an erroneous certification, in addition to other remedies available to the Federal Government, the contracting agency may terminate this transaction for cause of default.

d. The prospective first tier participant shall provide immediate written notice to the contracting agency to whom this proposal is submitted if any time the prospective first tier participant learns that its certification was erroneous when submitted or has become erroneous by reason of changed circumstances.

e. The terms "covered transaction," "debarred," "suspended," "ineligible," "participant," "person," "principal," and "voluntarily excluded," as used in this clause, are defined in 2 CFR Parts 180 and 1200. "First Tier Covered Transactions" refers to any covered transaction between a grantee or subgrantee of Federal funds and a participant (such as the prime or general contract). "Lower Tier Covered Transactions" refers to any covered transaction under a First Tier Covered Transaction (such as subcontracts). "First Tier Participant" refers to the participant who has entered into a covered transaction with a grantee or subgrantee of Federal funds (such as the prime or general contractor). "Lower Tier Participant" refers any participant who has entered into a covered transaction with a First Tier Participant or other Lower Tier Participants (such as subcontractors and suppliers).

f. The prospective first tier participant agrees by submitting this proposal that, should the proposed covered transaction be entered into, it shall not knowingly enter into any lower tier covered transaction with a person who is debarred, suspended, declared ineligible, or voluntarily excluded from participation in this covered transaction, unless authorized by the department or agency entering into this transaction.

g. The prospective first tier participant further agrees by submitting this proposal that it will include the clause titled "Certification Regarding Debarment, Suspension, Ineligibility and Voluntary Exclusion-Lower Tier Covered Transactions," provided by the department or contracting agency, entering into this covered transaction, without modification, in all lower tier covered transactions and in all solicitations for lower tier covered transactions exceeding the \$25,000 threshold.

h. A participant in a covered transaction may rely upon a certification of a prospective participant in a lower tier covered transaction that is not debarred, suspended, ineligible, or voluntarily excluded from the covered transaction, unless it knows that the certification is erroneous. A participant is responsible for ensuring that its principals are not suspended, debarred, or otherwise ineligible to participate in covered transactions. To verify the eligibility of its principals, as well as the eligibility of any lower tier prospective participants, each participant may, but is not required to, check the Excluded Parties List System website (<https://www.epls.gov/>), which is compiled by the General Services Administration.

i. Nothing contained in the foregoing shall be construed to require the establishment of a system of records in order to render in good faith the certification required by this clause. The knowledge and information of the prospective participant is not required to exceed that which is normally possessed by a prudent person in the ordinary course of business dealings.

j. Except for transactions authorized under paragraph (f) of these instructions, if a participant in a covered transaction knowingly enters into a lower tier covered transaction with a person who is suspended, debarred, ineligible, or voluntarily excluded from participation in this transaction, in addition to other remedies available to the Federal Government, the department or agency may terminate this transaction for cause or default.

2. Certification Regarding Debarment, Suspension, Ineligibility and Voluntary Exclusion – First Tier Participants:

a. The prospective first tier participant certifies to the best of its knowledge and belief, that it and its principals:

- (1) Are not presently debarred, suspended, proposed for debarment, declared ineligible, or voluntarily excluded from participating in covered transactions by any Federal department or agency;
- (2) Have not within a three-year period preceding this proposal been convicted of or had a civil judgment rendered against them for commission of fraud or a criminal offense in connection with obtaining, attempting to obtain, or performing a public (Federal, State or local) transaction or contract under a public transaction; violation of Federal or State antitrust statutes or commission of embezzlement, theft, forgery, bribery, falsification or destruction of records, making false statements, or receiving stolen property;
- (3) Are not presently indicted for or otherwise criminally or civilly charged by a governmental entity (Federal, State or local) with commission of any of the offenses enumerated in paragraph (a)(2) of this certification; and
- (4) Have not within a three-year period preceding this application/proposal had one or more public transactions (Federal, State or local) terminated for cause or default.

b. Where the prospective participant is unable to certify to any of the statements in this certification, such prospective participant shall attach an explanation to this proposal.

2. Instructions for Certification - Lower Tier Participants:

(Applicable to all subcontracts, purchase orders and other lower tier transactions requiring prior FHWA approval or estimated to cost \$25,000 or more - 2 CFR Parts 180 and 1200)

a. By signing and submitting this proposal, the prospective lower tier is providing the certification set out below.

b. The certification in this clause is a material representation of fact upon which reliance was placed when this transaction was entered into. If it is later determined that the prospective lower tier participant knowingly rendered an erroneous certification, in addition to other remedies available to the Federal Government, the department, or agency with which

this transaction originated may pursue available remedies, including suspension and/or debarment.

c. The prospective lower tier participant shall provide immediate written notice to the person to which this proposal is submitted if at any time the prospective lower tier participant learns that its certification was erroneous by reason of changed circumstances.

d. The terms "covered transaction," "debarred," "suspended," "ineligible," "participant," "person," "principal," and "voluntarily excluded," as used in this clause, are defined in 2 CFR Parts 180 and 1200. You may contact the person to which this proposal is submitted for assistance in obtaining a copy of those regulations. "First Tier Covered Transactions" refers to any covered transaction between a grantee or subgrantee of Federal funds and a participant (such as the prime or general contract). "Lower Tier Covered Transactions" refers to any covered transaction under a First Tier Covered Transaction (such as subcontracts). "First Tier Participant" refers to the participant who has entered into a covered transaction with a grantee or subgrantee of Federal funds (such as the prime or general contractor). "Lower Tier Participant" refers any participant who has entered into a covered transaction with a First Tier Participant or other Lower Tier Participants (such as subcontractors and suppliers).

e. The prospective lower tier participant agrees by submitting this proposal that, should the proposed covered transaction be entered into, it shall not knowingly enter into any lower tier covered transaction with a person who is debarred, suspended, declared ineligible, or voluntarily excluded from participation in this covered transaction, unless authorized by the department or agency with which this transaction originated.

f. The prospective lower tier participant further agrees by submitting this proposal that it will include this clause titled "Certification Regarding Debarment, Suspension, Ineligibility and Voluntary Exclusion-Lower Tier Covered Transaction," without modification, in all lower tier covered transactions and in all solicitations for lower tier covered transactions exceeding the \$25,000 threshold.

g. A participant in a covered transaction may rely upon a certification of a prospective participant in a lower tier covered transaction that is not debarred, suspended, ineligible, or voluntarily excluded from the covered transaction, unless it knows that the certification is erroneous. A participant is responsible for ensuring that its principals are not suspended, debarred, or otherwise ineligible to participate in covered transactions. To verify the eligibility of its principals, as well as the eligibility of any lower tier prospective participants, each participant may, but is not required to, check the Excluded Parties List System website (<https://www.epls.gov/>), which is compiled by the General Services Administration.

h. Nothing contained in the foregoing shall be construed to require establishment of a system of records in order to render in good faith the certification required by this clause. The knowledge and information of participant is not required to exceed that which is normally possessed by a prudent person in the ordinary course of business dealings.

i. Except for transactions authorized under paragraph e of these instructions, if a participant in a covered transaction knowingly enters into a lower tier covered transaction with a person who is suspended, debarred, ineligible, or voluntarily excluded from participation in this transaction, in addition to other remedies available to the Federal Government, the

department or agency with which this transaction originated may pursue available remedies, including suspension and/or debarment.

* * * * *

Certification Regarding Debarment, Suspension, Ineligibility and Voluntary Exclusion--Lower Tier Participants:

1. The prospective lower tier participant certifies, by submission of this proposal, that neither it nor its principals is presently debarred, suspended, proposed for debarment, declared ineligible, or voluntarily excluded from participating in covered transactions by any Federal department or agency.

2. Where the prospective lower tier participant is unable to certify to any of the statements in this certification, such prospective participant shall attach an explanation to this proposal.

* * * * *

XI. CERTIFICATION REGARDING USE OF CONTRACT FUNDS FOR LOBBYING

This provision is applicable to all Federal-aid construction contracts and to all related subcontracts which exceed \$100,000 (49 CFR 20).

1. The prospective participant certifies, by signing and submitting this bid or proposal, to the best of his or her knowledge and belief, that:

a. No Federal appropriated funds have been paid or will be paid, by or on behalf of the undersigned, to any person for influencing or attempting to influence an officer or employee of any Federal agency, a Member of Congress, an officer or employee of Congress, or an employee of a Member of Congress in connection with the awarding of any Federal contract, the making of any Federal grant, the making of any Federal loan, the entering into of any cooperative agreement, and the extension, continuation, renewal, amendment, or modification of any Federal contract, grant, loan, or cooperative agreement.

b. If any funds other than Federal appropriated funds have been paid or will be paid to any person for influencing or attempting to influence an officer or employee of any Federal agency, a Member of Congress, an officer or employee of Congress, or an employee of a Member of Congress in connection with this Federal contract, grant, loan, or cooperative agreement, the undersigned shall complete and submit Standard Form-LLL, "Disclosure Form to Report Lobbying," in accordance with its instructions.

2. This certification is a material representation of fact upon which reliance was placed when this transaction was made or entered into. Submission of this certification is a prerequisite for making or entering into this transaction imposed by 31 U.S.C. 1352. Any person who fails to file the required certification shall be subject to a civil penalty of not less than \$10,000 and not more than \$100,000 for each such failure.

3. The prospective participant also agrees by submitting its bid or proposal that the participant shall require that the language of this certification be included in all lower tier subcontracts, which exceed \$100,000 and that all such recipients shall certify and disclose accordingly.

**ATTACHMENT A - EMPLOYMENT AND MATERIALS
PREFERENCE FOR APPALACHIAN DEVELOPMENT
HIGHWAY SYSTEM OR APPALACHIAN LOCAL ACCESS
ROAD CONTRACTS**

This provision is applicable to all Federal-aid projects funded under the Appalachian Regional Development Act of 1965.

1. During the performance of this contract, the contractor undertaking to do work which is, or reasonably may be, done as on-site work, shall give preference to qualified persons who regularly reside in the labor area as designated by the DOL wherein the contract work is situated, or the subregion, or the Appalachian counties of the State wherein the contract work is situated, except:

a. To the extent that qualified persons regularly residing in the area are not available.

b. For the reasonable needs of the contractor to employ supervisory or specially experienced personnel necessary to assure an efficient execution of the contract work.

c. For the obligation of the contractor to offer employment to present or former employees as the result of a lawful collective bargaining contract, provided that the number of nonresident persons employed under this subparagraph (1c) shall not exceed 20 percent of the total number of employees employed by the contractor on the contract work, except as provided in subparagraph (4) below.

2. The contractor shall place a job order with the State Employment Service indicating (a) the classifications of the laborers, mechanics and other employees required to perform the contract work, (b) the number of employees required in each classification, (c) the date on which the participant estimates such employees will be required, and (d) any other pertinent information required by the State Employment Service to complete the job order form. The job order may be placed with the State Employment Service in writing or by telephone. If during the course of the contract work, the information submitted by the contractor in the original job order is substantially modified, the participant shall promptly notify the State Employment Service.

3. The contractor shall give full consideration to all qualified job applicants referred to him by the State Employment Service. The contractor is not required to grant employment to any job applicants who, in his opinion, are not qualified to perform the classification of work required.

4. If, within one week following the placing of a job order by the contractor with the State Employment Service, the State Employment Service is unable to refer any qualified job applicants to the contractor, or less than the number requested, the State Employment Service will forward a certificate to the contractor indicating the unavailability of applicants. Such certificate shall be made a part of the contractor's permanent project records. Upon receipt of this certificate, the contractor may employ persons who do not normally reside in the labor area to fill positions covered by the certificate, notwithstanding the provisions of subparagraph (1c) above.

5. The provisions of 23 CFR 633.207(e) allow the contracting agency to provide a contractual preference for the use of mineral resource materials native to the Appalachian region.

6. The contractor shall include the provisions of Sections 1 through 4 of this Attachment A in every subcontract for work which is, or reasonably may be, done as on-site work.

**KENTUCKY TRANSPORTATION CABINET
DEPARTMENT OF HIGHWAYS**

**EMPLOYMENT REQUIREMENTS
RELATING TO
NONDISCRIMINATION OF EMPLOYEES
(APPLICABLE TO FEDERAL-AID SYSTEM CONTRACTS)**

**AN ACT OF THE KENTUCKY GENERAL ASSEMBLY
TO PREVENT DISCRIMINATION IN EMPLOYMENT**

**KRS CHAPTER 344
EFFECTIVE JUNE 16, 1972**

The contract on this project, in accordance with KRS Chapter 344, provides that during the performance of this contract, the contractor agrees as follows:

1. The contractor shall not fail or refuse to hire, or shall not discharge any individual, or otherwise discriminate against an individual with respect to his compensation, terms, conditions, or privileges of employment, because of such individual's race, color, religion, national origin, sex, disability or age (forty and above); or limit, segregate, or classify his employees in any way which would deprive or tend to deprive an individual of employment opportunities or otherwise adversely affect his status as an employee, because of such individual's race, color, religion, national origin, sex, disability or age forty (40) and over. The contractor agrees to post in conspicuous places, available to employees and applicants for employment, notices to be provided setting forth the provisions of this nondiscrimination clause.

2. The contractor shall not print or publish or cause to be printed or published a notice or advertisement relating to employment by such an employer or membership in or any classification or referral for employment by the employment agency, indicating any preference, limitation, specification, or discrimination, based on race, color, religion, national origin, sex, or age forty (40) and over, or because the person is a qualified individual with a disability, except that such a notice or advertisement may indicate a preference, limitation, or specification based on religion, national origin, sex, or age forty (40) and over, or because the person is a qualified individual with a disability, when religion, national origin, sex, or age forty (40) and over, or because the person is a qualified individual with a disability, is a bona fide occupational qualification for employment.

3. If the contractor is in control of apprenticeship or other training or retraining, including on-the-job training programs, he shall not discriminate against an individual because of his race, color, religion, national origin, sex, disability or age forty (40) and over, in admission to, or employment in any program established to provide apprenticeship or other training.

4. The contractor will send to each labor union or representative of workers with which he has a collective bargaining agreement or other contract or understanding, a notice to be provided advising the said labor union or workers' representative of the contractor's commitments under this section, and shall post copies of the notice in conspicuous places available to employees and applicants for employment. The contractor will take such action with respect to any subcontract or purchase order as the administering agency may direct as a means of enforcing such provisions, including sanctions for non-compliance.

Revised: January 25, 2017

Standard Title VI/Non-Discrimination Assurances

During the performance of this contract, the contractor, for itself, its assignees, and successors in interest (hereinafter referred to as the “contractor”) agrees as follows:

1. **Compliance with Regulations:** The contractor (hereinafter includes consultants) will comply with the Acts and the Regulations relative to Non-discrimination in Federally-assisted programs of the U.S. Department of Transportation, **Federal Highway Administration**, as they may be amended from time to time, which are herein incorporated by reference and made a part of this contract.
2. **Non-discrimination:** The contractor, with regard to the work performed by it during the contract, will not discriminate on the grounds of race, color, or national origin in the selection and retention of subcontractors, including procurements of materials and leases of equipment. The contractor will not participate directly or indirectly in the discrimination prohibited by the Acts and the Regulations, including employment practices when the contract covers any activity, project, or program set forth in Appendix B of 49 CFR Part 21.
3. **Solicitations for Subcontracts, Including Procurements of Materials and Equipment:** In all solicitations, either by competitive bidding, or negotiation made by the contractor for work to be performed under a subcontract, including procurements of materials, or leases of equipment, each potential subcontractor or supplier will be notified by the contractor of the contractor’s obligations under this contract and the Acts and the Regulations relative to Non-discrimination on the grounds of race, color, or national origin.
4. **Information and Reports:** The contractor will provide all information and reports required by the Acts, the Regulations, and directives issued pursuant thereto and will permit access to its books, records, accounts, other sources of information, and its facilities as may be determined by the Recipient or the **Federal Highway Administration** to be pertinent to ascertain compliance with such Acts, Regulations, and instructions. Where any information required of a contractor is in the exclusive possession of another who fails or refuses to furnish the information, the contractor will so certify to the Recipient or the **Federal Highway Administration**, as appropriate, and will set forth what efforts it has made to obtain the information.
5. **Sanctions for Noncompliance:** In the event of a contractor’s noncompliance with the Non-discrimination provisions of this contract, the Recipient will impose such contract sanctions as it or the **Federal Highway Administration** may determine to be appropriate, including, but not limited to:
 - a. withholding payments to the contractor under the contract until the contractor complies; and/or
 - b. cancelling, terminating, or suspending a contract, in whole or in part.
6. **Incorporation of Provisions:** The contractor will include the provisions of paragraphs one through six in every subcontract, including procurements of materials and leases of equipment, unless exempt by the Acts, the Regulations and directives issued pursuant thereto. The contractor will take action with respect to any subcontract or procurement as the Recipient or the **Federal Highway Administration** may direct as a means of enforcing such provisions including sanctions for noncompliance. Provided, that if the contractor becomes involved in, or is threatened with litigation by a subcontractor, or supplier because of such direction, the contractor may request the Recipient to enter into any litigation to protect the interests of the Recipient. In addition, the contractor may request the United States to enter into the litigation to protect the interests of the United States.

Standard Title VI/Non-Discrimination Statutes and Authorities

During the performance of this contract, the contractor, for itself, its assignees, and successors in interest (hereinafter referred to as the “contractor”) agrees to comply with the following non-discrimination statutes and authorities; including but not limited to:

- Title VI of the Civil Rights Act of 1964 (42 U.S.C. § 2000d *et seq.*, 78 stat. 252), (prohibits discrimination on the basis of race, color, national origin); and 49 CFR Part 21;
- The Uniform Relocation Assistance and Real Property Acquisition Policies Act of 1970, (42 U.S.C. § 4601), (prohibits unfair treatment of persons displaced or whose property has been acquired because of Federal or Federal-aid programs and projects);
- Federal-Aid Highway Act of 1973, (23 U.S.C. § 324 *et seq.*), (prohibits discrimination on the basis of sex);
- Section 504 of the Rehabilitation Act of 1973, (29 U.S.C. § 794 *et seq.*), as amended, (prohibits discrimination on the basis of disability); and 49 CFR Part 27;
- The Age Discrimination Act of 1975, as amended, (42 U.S.C. § 6101 *et seq.*), (prohibits discrimination on the basis of age);
- Airport and Airway Improvement Act of 1982, (49 USC § 471, Section 47123), as amended, (prohibits discrimination based on race, creed, color, national origin, or sex);
- The Civil Rights Restoration Act of 1987, (PL 100-209), (Broadened the scope, coverage and applicability of Title VI of the Civil Rights Act of 1964, The Age Discrimination Act of 1975 and Section 504 of the Rehabilitation Act of 1973, by expanding the definition of the terms “programs or activities” to include all of the programs or activities of the Federal-aid recipients, sub-recipients and contractors, whether such programs or activities are Federally funded or not);
- Titles II and III of the Americans with Disabilities Act, which prohibit discrimination on the basis of disability in the operation of public entities, public and private transportation systems, places of public accommodation, and certain testing entities (42 U.S.C. §§ 12131 -- 12189) as implemented by Department of Transportation regulations at 49 C.F.R. parts 37 and 38;
- The Federal Aviation Administration’s Non-discrimination statute (49 U.S.C. § 47123) (prohibits discrimination on the basis of race, color, national origin, and sex);
- Executive Order 12898, Federal Actions to Address Environmental Justice in Minority Populations and Low-Income Populations, which ensures non-discrimination against minority populations by discouraging programs, policies, and activities with disproportionately high and adverse human health or environmental effects on minority and low-income populations;
- Executive Order 13166, Improving Access to Services for Persons with Limited English Proficiency, and resulting agency guidance, national origin discrimination includes discrimination because of limited English proficiency (LEP). To ensure compliance with Title VI, you must take reasonable steps to ensure that LEP persons have meaningful access to your programs (70 Fed. Reg. at 74087 to 74100);
- Title IX of the Education Amendments of 1972, as amended, which prohibits you from discriminating because of sex in education programs or activities (20 U.S.C. 1681 *et seq.*)

EXECUTIVE BRANCH CODE OF ETHICS

In the 1992 regular legislative session, the General Assembly passed and Governor Brereton Jones signed Senate Bill 63 (codified as KRS 11A), the Executive Branch Code of Ethics, which states, in part:

KRS 11A.040 (7) provides:

No present or former public servant shall, within six (6) months following termination of his office or employment, accept employment, compensation, or other economic benefit from any person or business that contracts or does business with, or is regulated by, the state in matters in which he was directly involved during the last thirty-six (36) months of his tenure. This provision shall not prohibit an individual from returning to the same business, firm, occupation, or profession in which he was involved prior to taking office or beginning his term of employment, or for which he received, prior to his state employment, a professional degree or license, provided that, for a period of six (6) months, he personally refrains from working on any matter in which he was directly involved during the last thirty-six (36) months of his tenure in state government. This subsection shall not prohibit the performance of ministerial functions, including but not limited to filing tax returns, filing applications for permits or licenses, or filing incorporation papers, nor shall it prohibit the former officer or public servant from receiving public funds disbursed through entitlement programs.

KRS 11A.040 (9) states:

A former public servant shall not represent a person or business before a state agency in a matter in which the former public servant was directly involved during the last thirty-six (36) months of his tenure, for a period of one (1) year after the latter of:

- a) The date of leaving office or termination of employment; or
- b) The date the term of office expires to which the public servant was elected.

This law is intended to promote public confidence in the integrity of state government and to declare as public policy the idea that state employees should view their work as a public trust and not as a way to obtain private benefits.

If you have worked for the executive branch of state government within the past six months, you may be subject to the law's prohibitions. The law's applicability may be different if you hold elected office or are contemplating representation of another before a state agency.

Also, if you are affiliated with a firm which does business with the state and which employs former state executive-branch employees, you should be aware that the law may apply to them.

In case of doubt, the law permits you to request an advisory opinion from the Executive Branch Ethics Commission, 3 Fountain Place, Frankfort, Kentucky 40601; telephone (502) 564-7954.

Revised: January 27, 2017

"General Decision Number: KY20210107 01/01/2021

Superseded General Decision Number: KY20200107

State: Kentucky

Construction Type: Highway

Counties: Adair, Barren, Bell, Breathitt, Casey, Clay, Clinton, Cumberland, Estill, Floyd, Garrard, Green, Harlan, Hart, Jackson, Johnson, Knott, Knox, Laurel, Lawrence, Lee, Leslie, Letcher, Lincoln, Magoffin, Martin, McCreary, Menifee, Metcalfe, Monroe, Morgan, Owsley, Perry, Pike, Powell, Pulaski, Rockcastle, Russell, Taylor, Wayne, Whitley and Wolfe Counties in Kentucky.

HIGHWAY CONSTRUCTION PROJECTS

Note: Under Executive Order (EO) 13658, an hourly minimum wage of \$10.95 for calendar year 2021 applies to all contracts subject to the Davis-Bacon Act for which the contract is awarded (and any solicitation was issued) on or after January 1, 2015. If this contract is covered by the EO, the contractor must pay all workers in any classification listed on this wage determination at least \$10.95 per hour (or the applicable wage rate listed on this wage determination, if it is higher) for all hours spent performing on the contract in calendar year 2021. If this contract is covered by the EO and a classification considered necessary for performance of work on the contract does not appear on this wage determination, the contractor must pay workers in that classification at least the wage rate determined through the conformance process set forth in 29 CFR 5.5(a)(1)(ii) (or the EO minimum wage rate, if it is higher than the conformed wage rate). The EO minimum wage rate will be adjusted annually. Please note that this EO applies to the above-mentioned types of contracts entered into by the federal government that are subject to the Davis-Bacon Act itself, but it does not apply to contracts subject only to the Davis-Bacon Related Acts, including those set forth at 29 CFR 5.1(a)(2)-(60). Additional information on contractor requirements and worker protections under the EO is available at www.dol.gov/whd/govcontracts.

Modification Number	Publication Date
0	01/01/2021

SUKY2015-047 10/20/2015

	Rates	Fringes
BOILERMAKER.....	\$ 24.65	12.94

BRICKLAYER

Bricklayer.....	\$ 22.90	8.50
Stone Mason.....	\$ 21.50	8.50

CARPENTER

Carpenter.....	\$ 24.90	14.50
Piledriver.....	\$ 24.55	14.50

CEMENT MASON.....\$ 21.25 8.50

ELECTRICIAN

Electrician.....	\$ 29.36	10.55
Equipment Operator.....	\$ 26.90	10.31
Groundsman.....	\$ 17.79	8.51
Lineman.....	\$ 30.09	10.94

When workmen are required to work from bosum chairs, trusses, stacks, tanks, scaffolds, catwalks, radio and T.V. towers, structural steel (open, unprotected, unfloored raw steel), and bridges or similar hazardous locations where workmen are subject to fall, except where using JLG's and bucket trucks up to 75 feet: Add 25% to workman's base rate for 50 to 75 feet, and add 50% to workman's base rate for over 75 feet.

IRONWORKER.....\$ 27.56 20.57

LABORER

Group 1.....	\$ 21.80	12.36
Group 2.....	\$ 22.05	12.36
Group 3.....	\$ 22.10	12.36
Group 4.....	\$ 22.70	12.36

GROUP 1: Aging and Curing of Concrete (Any Mode or Method), Asbestos Abatement Worker, Asphalt Plant Laborers, Asphalt Laborers, Batch Truck Dumpers, Carpenter Tenders, Cement Mason Tenders, Cleaning of Machines, Concrete Laborers, Demolition Laborers, Dredging Laborers, Drill Tender, Environmental Laborer - Nuclear, Radiation, Toxic and Hazardous Waste - Level D, Flagmen, Grade Checkers, All Hand Digging and Hand Back Filling, Highway Marker Placers, Landscaping Laborers, Mesh Handlers and Placers, Puddler, Railroad Laborers, Rip-rap and Grouters, Right of Way Laborers, Sign, Guard Rail and Fence Installers (All Types), Signalmen, Sound Barrier Installer, Storm and Sanitary Sewer Laborers, Swampers, Truck Spotters and Dumpers, Wrecking of Concrete Forms, General Cleanup

GROUP 2: Batter Board Men (Sanitary and Storm Sewer), Brickmason Tenders, Mortar Mixer Operator, Scaffold Builders, Burner and Welder, Bushammers, Chain Saw Operator, Concrete Saw Operators, Deckhand Scow Man, Dry Cement Handlers, Environmental Laborers - Nuclear, Radiation, Toxic and Hazardous Waste - Level C, Forklift Operators for Masonry, Form Setters, Green Concrete Cutting, Hand Operated Grouter and Grinder Machine Operator, Jack Hammers, Lead Paint Abatement, Pavement Breakers, Paving Joint Machine, Pipe Layers - Laser Operators (Non-metallic), Plastic Pipe Fusion, Power Driven Georgia Buggy and Wheel Barrow, Power Post Hole Diggers, Precast Manhole Setters, Walk-behind Tampers, Walk-behind Trenchers, Sand Blasters, Concrete Chippers, Surface Grinders, Vibrator Operators, Wagon Drillers

GROUP 3: Air Track Driller (All Types), Asphalt Luteman and Rakers, Gunnite Nozzleman, Gunnite Operators and Mixers, Grout

Pump Operator, Powderman and Blaster, Side Rail Setters, Rail Paved Ditches, Screw Operators, Tunnel Laborers (Free Air), Water Blasters

GROUP 4: Caisson Workers (Free Air), Cement Finishers, Environmental Laborer - Nuclear, Radiation, Toxic and Hazardous Waste - Level A and B, miners and Drillers (Free Air), Tunnel Blasters, and Tunnel Mockers (Free Air), Directional and Horizontal Boring, Air Track Drillers (All Types), Powder Man and Blasters, Troxler and Concrete Tester if Laborer is Utilized

PAINTER

All Excluding Bridges.....	\$ 19.92	9.57
Bridges.....	\$ 23.92	10.07

PLUMBER.....	\$ 22.52	7.80
--------------	----------	------

POWER EQUIPMENT OPERATOR:

Group 1.....	\$ 29.95	14.40
Group 2.....	\$ 29.95	14.40
Group 3.....	\$ 27.26	14.40
Group 4.....	\$ 26.96	14.40

GROUP 1: Auto Patrol, Batcher Plant, Bituminous Paver, Cable-Way, Clamshell, Concrete Mixer (21 cu ft or over), Concrete Pump, Crane, Crusher Plant, Derrick, Derrick Boat, Ditching and Trenching Machine, Dragline, Dredge Engineer, Elevator (regardless of ownership when used for hoisting any building material), Elevating Grader and all types of Loaders, Hoe-type Machine, Hoisting Engine, Locomotive, LeTourneau or Carry-all Scoop, Bulldozer, Mechanic, Orangepeel Bucket, Piledriver, Power Blade, Roller (Bituminous), Roller (Earth), Roller (Rock), Scarifier, Shovel, Tractor Shovel, Truck Crane, Well Point, Winch Truck, Push Dozer, Grout Pump, High Lift, Fork Lift (regardless of lift height), all types of Boom Cats, Multiple Operator, Core Drill, Tow or Push Boat, A-Frame Winch Truck, Concrete Paver, Grade-All, Hoist, Hyster, Material Pump, Pumpcrete, Ross Carrier, Sheepfoot, Sideboom, Throttle-Valve Man, Rotary Drill, Power Generator, Mucking Machine, Rock Spreader attached to Equipment, Scoopmobile, KeCal Loader, Tower Cranes,(French, German and other types), Hydrocrane, Tugger, Backfiller Gurries, Self-propelled Compactor, Self-Contained Hydraulic Percussion Drill

GROUP 2: All Air Compressors (200 cu ft/min or greater), Bituminous Mixer, Concrete Mixer (21 cu. ft. or over), Welding Machine, Form Grader, Tractor (50 hp and over), Bull Float, Finish Machine, Outboard Motor Boat, Brakeman, Mechanic Tender, Whirly Oiler, Tract-air, Road Widening Trencher, Articulating Trucks

GROUP 3: Greaser on Grease Facilities servicing Heavy Equipment

GROUP 4: Bituminous Distributor, Cement Gun, Conveyor, Mud Jack, Paving Joint Machine, Pump, Tamping Machine, Tractor (under 50 hp), Vibrator, Oiler, Air Compressor (under 200 cu ft per minute), Concrete Saw, Burlap and Curing Machine, Hydro Seeder, Power Form Handling Equipment, Deckhand Oiler, Hydraulic Post Driver

SHEET METAL WORKER.....	\$ 20.40	7.80
-------------------------	----------	------

TRUCK DRIVER

Driver (3 Tons and Over), Driver (Truck Mounted Rotary Drill).....	\$ 23.74	14.50
Driver (3 Tons and Under), Tire Changer and Truck Mechanic Tender.....	\$ 23.53	14.50
Driver (Semi-Trailer or Pole Trailer), Driver (Dump Truck, Tandem Axle), Driver of Distributor.....	\$ 23.40	14.50
Driver on Mixer Trucks (All Types).....	\$ 23.45	14.50
Driver on Pavement Breakers.	\$ 23.55	14.50
Driver, Euclid and Other Heavy Earth Moving Equipment and Low Boy.....	\$ 24.31	14.50
Driver, Winch Truck and A- Frame when used in Transporting Materials.....	\$ 23.30	14.50
Greaser on Greasing Facilities.....	\$ 24.40	14.50
Truck Mechanic.....	\$ 23.50	14.50
Truck Tender and Warehouseman.....	\$ 23.20	14.50

WELDERS - Receive rate prescribed for craft performing
operation to which welding is incidental.

=====
Note: Executive Order (EO) 13706, Establishing Paid Sick Leave
for Federal Contractors applies to all contracts subject to the
Davis-Bacon Act for which the contract is awarded (and any
solicitation was issued) on or after January 1, 2017. If this
contract is covered by the EO, the contractor must provide
employees with 1 hour of paid sick leave for every 30 hours
they work, up to 56 hours of paid sick leave each year.
Employees must be permitted to use paid sick leave for their
own illness, injury or other health-related needs, including
preventive care; to assist a family member (or person who is
like family to the employee) who is ill, injured, or has other
health-related needs, including preventive care; or for reasons
resulting from, or to assist a family member (or person who is
like family to the employee) who is a victim of, domestic
violence, sexual assault, or stalking. Additional information
on contractor requirements and worker protections under the EO
is available at www.dol.gov/whd/govcontracts.

Unlisted classifications needed for work not included within
the scope of the classifications listed may be added after
award only as provided in the labor standards contract clauses
(29CFR 5.5 (a) (1) (ii)).

The body of each wage determination lists the classification
and wage rates that have been found to be prevailing for the

cited type(s) of construction in the area covered by the wage determination. The classifications are listed in alphabetical order of ""identifiers"" that indicate whether the particular rate is a union rate (current union negotiated rate for local), a survey rate (weighted average rate) or a union average rate (weighted union average rate).

Union Rate Identifiers

A four letter classification abbreviation identifier enclosed in dotted lines beginning with characters other than ""SU"" or ""UAVG"" denotes that the union classification and rate were prevailing for that classification in the survey. Example: PLUM0198-005 07/01/2014. PLUM is an abbreviation identifier of the union which prevailed in the survey for this classification, which in this example would be Plumbers. 0198 indicates the local union number or district council number where applicable, i.e., Plumbers Local 0198. The next number, 005 in the example, is an internal number used in processing the wage determination. 07/01/2014 is the effective date of the most current negotiated rate, which in this example is July 1, 2014.

Union prevailing wage rates are updated to reflect all rate changes in the collective bargaining agreement (CBA) governing this classification and rate.

Survey Rate Identifiers

Classifications listed under the ""SU"" identifier indicate that no one rate prevailed for this classification in the survey and the published rate is derived by computing a weighted average rate based on all the rates reported in the survey for that classification. As this weighted average rate includes all rates reported in the survey, it may include both union and non-union rates. Example: SULA2012-007 5/13/2014. SU indicates the rates are survey rates based on a weighted average calculation of rates and are not majority rates. LA indicates the State of Louisiana. 2012 is the year of survey on which these classifications and rates are based. The next number, 007 in the example, is an internal number used in producing the wage determination. 5/13/2014 indicates the survey completion date for the classifications and rates under that identifier.

Survey wage rates are not updated and remain in effect until a new survey is conducted.

Union Average Rate Identifiers

Classification(s) listed under the UAVG identifier indicate that no single majority rate prevailed for those classifications; however, 100% of the data reported for the classifications was union data. EXAMPLE: UAVG-OH-0010 08/29/2014. UAVG indicates that the rate is a weighted union average rate. OH indicates the state. The next number, 0010 in the example, is an internal number used in producing the wage determination. 08/29/2014 indicates the survey completion date for the classifications and rates under that identifier.

A UAVG rate will be updated once a year, usually in January of each year, to reflect a weighted average of the current negotiated/CBA rate of the union locals from which the rate is

based.

WAGE DETERMINATION APPEALS PROCESS

1.) Has there been an initial decision in the matter? This can be:

- * an existing published wage determination
- * a survey underlying a wage determination
- * a Wage and Hour Division letter setting forth a position on a wage determination matter
- * a conformance (additional classification and rate) ruling

On survey related matters, initial contact, including requests for summaries of surveys, should be with the Wage and Hour Regional Office for the area in which the survey was conducted because those Regional Offices have responsibility for the Davis-Bacon survey program. If the response from this initial contact is not satisfactory, then the process described in 2.) and 3.) should be followed.

With regard to any other matter not yet ripe for the formal process described here, initial contact should be with the Branch of Construction Wage Determinations. Write to:

Branch of Construction Wage Determinations
 Wage and Hour Division
 U.S. Department of Labor
 200 Constitution Avenue, N.W.
 Washington, DC 20210

2.) If the answer to the question in 1.) is yes, then an interested party (those affected by the action) can request review and reconsideration from the Wage and Hour Administrator (See 29 CFR Part 1.8 and 29 CFR Part 7). Write to:

Wage and Hour Administrator
 U.S. Department of Labor
 200 Constitution Avenue, N.W.
 Washington, DC 20210

The request should be accompanied by a full statement of the interested party's position and by any information (wage payment data, project description, area practice material, etc.) that the requestor considers relevant to the issue.

3.) If the decision of the Administrator is not favorable, an interested party may appeal directly to the Administrative Review Board (formerly the Wage Appeals Board). Write to:

Administrative Review Board
 U.S. Department of Labor
 200 Constitution Avenue, N.W.
 Washington, DC 20210

4.) All decisions by the Administrative Review Board are final.

=====
 END OF GENERAL DECISION

Fringe benefit amounts are applicable for all hours worked except when otherwise noted.

No laborer, workman or mechanic shall be paid at a rate less than that of a Journeyman except those classified as bona fide apprentices.

Apprentices or trainees shall be permitted to work as such subject to Administrative Regulations adopted by the Commissioner of Workplace Standards. Copies of these regulations will be furnished upon request from any interested person.

Before using apprentices on the job the contractor shall present to the Contracting Officer written evidence of registration of such employees in a program of a State apprenticeship and training agency approved and recognized by the U. S. Bureau of Apprenticeship and Training. In the absence of such a State agency, the contractor shall submit evidence of approval and registration by the U. S. Bureau of Apprenticeship and Training.

The contractor shall submit to the Contracting Officer, written evidence of the established apprenticeship-journeyman ratios and wage rates in the project area, which will be the basis for establishing such ratios and rates for the project under the applicable contract provisions.

TO: EMPLOYERS/EMPLOYEES

PREVAILING WAGE SCHEDULE:

The wages indicated on this wage schedule are the least permitted to be paid for the occupations indicated. When an employee works in more than one classification, the employer must record the number of hours worked in each classification at the prescribed hourly base rate.

OVERTIME:

Overtime is to be paid to an employee at a rate not less than one and one-half times the basic rate of pay for all hours worked in excess of forty (40) hours in such workweek. Wage violations or questions should be directed to the designated Engineer or the undersigned.

Director
Division of Construction Procurement
Frankfort, Kentucky 40622
502-564-3500

**NOTICE OF REQUIREMENT FOR AFFIRMATIVE ACTION
TO ENSURE EQUAL EMPLOYMENT OPPORTUNITY
(Executive Order 11246)**

1. The Offeror's or Bidder's attention is called to the "Equal Opportunity Clause" and the "Standard Federal Equal Employment Specifications" set forth herein.
2. The goals and timetables for minority and female participation, expressed in percentage terms for the Contractor's aggregate work force in each trade on all construction work in the covered area, are as follows:

GOALS FOR MINORITY PARTICIPATION IN EACH TRADE	GOALS FOR FEMALE PARTICIPATION IN EACH TRADE
7.0%	6.9%

These goals are applicable to all the Contractor's construction work (whether or not it is Federal or federally-assisted) performed in the covered area. If the contractor performs construction work in a geographical area located outside of the covered area, it shall apply the goals established for such geographical area where the work is actually performed. With regard to this second area, the contractor also is subject to the goals for both its federally involved and non-federally involved construction.

The Contractor's compliance with the Executive Order and the regulations in CFR Part 60-4 shall be based on its implementation of the Equal Opportunity Clause, specific affirmative action obligations required by the specifications set forth in 41 CFR 60-4, 3(a), and its efforts to meet the goals. The hours of minority and female employment and training must be substantially uniform throughout the length of the contract, and in each trade, and the contractor shall make a good faith effort to employ minorities and women evenly on each of its projects. The transfer of minority or female employees or trainees from Contractor to Contractor or from project to project for the sole purpose of meeting the Contractor's goals shall be a violation of the contract, the Executive Order and the regulations in 41 CFR Part 60-4. Compliance with the goals will be measured against the total work hours performed.

3. The Contractor shall provide written notification to the Director of the Office of Federal Contract Compliance Programs within ten (10) working days of award of any construction subcontract in excess of \$10,000.00 at any tier for construction work under the contract resulting from this solicitation. The notification shall list the name, address and telephone number of the subcontractor; employer identification number of the subcontractor; estimated dollar amount of the subcontract; estimated starting and completion dates of the subcontract; and the geographical area in which the subcontract is to be performed. The notification shall be mailed to:

**Evelyn Teague, Regional Director
Office of Federal Contract Compliance Programs
61 Forsyth Street, SW, Suite 7B75
Atlanta, Georgia 30303-8609**

4. As used in this Notice, and in the contract resulting from this solicitation, the "**covered area**" is Powell County.

PART IV
INSURANCE

Refer to
Kentucky Standard Specifications for Road and Bridge Construction,
current edition

PART V
BID ITEMS

PROPOSAL BID ITEMS

211054

Page 1 of 3

Report Date 11/16/21

Section: 0001 - PAVING

LINE	BID CODE	ALT	DESCRIPTION	QUANTITY	UNIT	UNIT PRIC	FP	AMOUNT
0010	00003		CRUSHED STONE BASE	899.00	TON		\$	
0020	00212		CL2 ASPH BASE 1.00D PG64-22	649.00	TON		\$	
0030	00296		ASPHALT PRIME COAT	1.83	TON		\$	
0040	00301		CL2 ASPH SURF 0.38D PG64-22	194.00	TON		\$	
0050	24970EC		ASPHALT MATERIAL FOR TACK NON-TRACKING	1.18	TON		\$	

Section: 0002 - ROADWAY

LINE	BID CODE	ALT	DESCRIPTION	QUANTITY	UNIT	UNIT PRIC	FP	AMOUNT
0060	00078		CRUSHED AGGREGATE SIZE NO 2	758.00	TON		\$	
0070	01310		REMOVE PIPE	30.00	LF		\$	
0080	01314		PLUG PIPE	2.00	EACH		\$	
0090	01691		FLUME INLET TYPE 2	1.00	EACH		\$	
0100	01820		LIP CURB AND GUTTER	417.00	LF		\$	
0110	01987		DELINEATOR FOR GUARDRAIL BI DIRECTIONAL WHITE	4.00	EACH		\$	
0120	02091		REMOVE PAVEMENT	975.00	SQYD		\$	
0130	02159		TEMP DITCH	470.00	LF		\$	
0140	02160		CLEAN TEMP DITCH	235.00	LF		\$	
0150	02230		EMBANKMENT IN PLACE	2,028.00	CUYD		\$	
0160	02237		DITCHING	120.00	LF		\$	
0170	02242		WATER	10.00	MGAL		\$	
0180	02351		GUARDRAIL-STEEL W BEAM-S FACE	150.00	LF		\$	
0190	02360		GUARDRAIL TERMINAL SECTION NO 1	5.00	EACH		\$	
0200	02391		GUARDRAIL END TREATMENT TYPE 4A	3.00	EACH		\$	
0210	02429		RIGHT-OF-WAY MONUMENT TYPE 1	20.00	EACH		\$	
0220	02430		RIGHT-OF-WAY MONUMENT TYPE 1A	1.00	EACH		\$	
0230	02432		WITNESS POST	3.00	EACH		\$	
0240	02483		CHANNEL LINING CLASS II	34.00	TON		\$	
0250	02484		CHANNEL LINING CLASS III	73.00	TON		\$	
0260	02545		CLEARING AND GRUBBING APPROXIMATELY 0.85 ACRES	1.00	LS		\$	
0270	02585		EDGE KEY	17.42	LF		\$	
0280	02602		FABRIC-GEOTEXTILE CLASS 1	1,269.00	SQYD		\$	
0290	02607		FABRIC-GEOTEXTILE CLASS 2 FOR PIPE	851.00	SQYD	\$2.00	\$	\$1,702.00
0300	02650		MAINTAIN & CONTROL TRAFFIC	1.00	LS		\$	
0310	02690		SAFELoading	.58	CUYD		\$	
0320	02701		TEMP SILT FENCE	470.00	LF		\$	
0330	02703		SILT TRAP TYPE A	3.00	EACH		\$	
0340	02704		SILT TRAP TYPE B	3.00	EACH		\$	
0350	02705		SILT TRAP TYPE C	3.00	EACH		\$	
0360	02706		CLEAN SILT TRAP TYPE A	3.00	EACH		\$	
0370	02707		CLEAN SILT TRAP TYPE B	3.00	EACH		\$	
0380	02708		CLEAN SILT TRAP TYPE C	3.00	EACH		\$	
0390	02726		STAKING	1.00	LS		\$	
0400	02731		REMOVE STRUCTURE	1.00	LS		\$	

PROPOSAL BID ITEMS

211054

Page 2 of 3

Report Date 11/16/21

LINE	BID CODE	ALT	DESCRIPTION	QUANTITY	UNIT	UNIT PRIC	FP	AMOUNT
0410	05950		EROSION CONTROL BLANKET	787.00	SQYD		\$	
0420	05952		TEMP MULCH	7,363.00	SQYD		\$	
0430	05953		TEMP SEEDING AND PROTECTION	5,495.00	SQYD		\$	
0440	05963		INITIAL FERTILIZER	.40	TON		\$	
0450	05964		MAINTENANCE FERTILIZER	.30	TON		\$	
0460	05985		SEEDING AND PROTECTION	7,337.00	SQYD		\$	
0470	05992		AGRICULTURAL LIMESTONE	5.00	TON		\$	
0480	06406		SBM ALUM SHEET SIGNS .080 IN	30.00	SQFT		\$	
0490	06410		STEEL POST TYPE 1	55.00	LF		\$	
0500	06514		PAVE STRIPING-PERM PAINT-4 IN	2,314.00	LF		\$	
0510	06568		PAVE MARKING-THERMO STOP BAR-24IN	26.00	LF		\$	
0520	20071EC		JOINT ADHESIVE	940.00	LF		\$	
0530	20191ED		OBJECT MARKER TY 3	3.00	EACH		\$	
0540	20550ND		SAWCUT PAVEMENT	273.00	LF		\$	
0550	22664EN		WATER BLASTING EXISTING STRIPE	82.00	LF		\$	
0560	23274EN11F		TURF REINFORCEMENT MAT 1	28.00	SQYD		\$	
0570	24651ED		CONCRETE ISLAND	133.00	SQYD		\$	
0580	24805ED		OBJECT MARKER TYPE 4	6.00	EACH		\$	
0590	25079ED		THRIE BEAM GUARDRAIL TRANSITION TL-2	4.00	EACH		\$	

Section: 0003 - DRAINAGE

LINE	BID CODE	ALT	DESCRIPTION	QUANTITY	UNIT	UNIT PRIC	FP	AMOUNT
0600	00439		ENTRANCE PIPE-12 IN	35.00	LF		\$	
0610	00440		ENTRANCE PIPE-15 IN	39.00	LF		\$	
0620	00470		CULVERT PIPE-48 IN	58.00	LF		\$	
0630	00518		STORM SEWER PIPE-8 IN	29.00	LF		\$	
0640	00521		STORM SEWER PIPE-15 IN	176.00	LF		\$	
0650	01202		PIPE CULVERT HEADWALL-15 IN	1.00	EACH		\$	
0660	01216		PIPE CULVERT HEADWALL-48 IN	2.00	EACH		\$	
0670	01559		DROP BOX INLET TYPE 13G	2.00	EACH		\$	
0680	01742		CORED HOLE DRAINAGE BOX CON-8 IN	1.00	EACH		\$	

Section: 0004 - BRIDGE

LINE	BID CODE	ALT	DESCRIPTION	QUANTITY	UNIT	UNIT PRIC	FP	AMOUNT
0690	02231		STRUCTURE GRANULAR BACKFILL	136.30	CUYD		\$	
0700	03299		ARMORED EDGE FOR CONCRETE	48.00	LF		\$	
0710	08003		FOUNDATION PREPARATION	1.00	LS		\$	
0720	08019		CYCLOPEAN STONE RIP RAP	1,192.00	TON		\$	
0730	08033		TEST PILES	110.00	LF		\$	
0740	08039		PRE-DRILLING FOR PILES	246.00	LF		\$	
0750	08051		PILES-STEEL HP14X89	145.00	LF		\$	
0760	08052		PILES-STEEL HP14X117	196.00	LF		\$	
0770	08095		PILE POINTS-14 IN	6.00	EACH		\$	
0780	08100		CONCRETE-CLASS A	116.30	CUYD		\$	
0790	08104		CONCRETE-CLASS AA	239.70	CUYD		\$	

PROPOSAL BID ITEMS

211054

Page 3 of 3

Report Date 11/16/21

LINE	BID CODE	ALT	DESCRIPTION	QUANTITY	UNIT	UNIT PRIC	FP	AMOUNT
0800	08150		STEEL REINFORCEMENT	5,412.00	LB		\$	
0810	08151		STEEL REINFORCEMENT-EPOXY COATED	84,135.00	LB		\$	
0820	08669		PRECAST PC BOX BEAM SB21	1,018.10	LF		\$	
0830	23378EC		CONCRETE SEALING	15,732.00	SQFT		\$	
0840	23813EC		DECK DRAIN	14.00	EACH		\$	
0850	25028ED		RAIL SYSTEM SINGLE SLOPE - 40 IN	518.00	LF		\$	

Section: 0005 - WATERLINE

LINE	BID CODE	ALT	DESCRIPTION	QUANTITY	UNIT	UNIT PRIC	FP	AMOUNT
0860	14001		W AIR RELEASE VALVE 3/4 INCH	2.00	EACH		\$	
0870	14016		W ENCASEMENT STEEL OPEN CUT RANGE 5	50.00	LF		\$	
0880	14019		W FIRE HYDRANT ASSEMBLY	1.00	EACH		\$	
0890	14058		W PIPE PVC 04 INCH	129.00	LF		\$	
0900	14062		W PIPE PVC 12 INCH	150.00	LF		\$	
0910	14080		W SERV PE/PLST LONG SIDE 3/4 IN	1.00	EACH		\$	
0920	14093		W TIE-IN 04 INCH	2.00	EACH		\$	
0930	14097		W TIE-IN 12 INCH	2.00	EACH		\$	
0940	14104		W VALVE 04 INCH	2.00	EACH		\$	
0950	14108		W VALVE 12 INCH	2.00	EACH		\$	
0960	14130		W METER WITH PRV 3/4 INCH	1.00	EACH		\$	

Section: 0006 - DEMOBILIZATION &/OR MOBILIZATION

LINE	BID CODE	ALT	DESCRIPTION	QUANTITY	UNIT	UNIT PRIC	FP	AMOUNT
0970	02569		DEMOBILIZATION	1.00	LS		\$	