



CALL NO. 104

CONTRACT ID. 221026

MASON COUNTY

FED/STATE PROJECT NUMBER STP BRZ 0903 (207)

DESCRIPTION KENNEDY CREEK ROAD(CR-1019)

WORK TYPE GRADE & DRAIN WITH INCIDENTAL SURF

PRIMARY COMPLETION DATE 30 WORKING DAYS

LETTING DATE: May 26,2022

Sealed Bids will be received electronically through the Bid Express bidding service until 10:00 AM EASTERN DAYLIGHT TIME May 26,2022. Bids will be publicly announced at 10:00 AM EASTERN DAYLIGHT TIME.

PLANS AVAILABLE FOR THIS PROJECT.

DBE CERTIFICATION REQUIRED - 8%

REQUIRED BID PROPOSAL GUARANTY: Not less than 5% of the total bid.

TABLE OF CONTENTS

PART I	SCOPE OF WORK
	<ul style="list-style-type: none">• PROJECT(S), COMPLETION DATE(S), & LIQUIDATED DAMAGES• CONTRACT NOTES• FEDERAL CONTRACT NOTES• NATIONAL HIGHWAY• SIGNIFICANT PROJECT -PROJECT TRAFFIC COORDINATOR• ASPHALT MIXTURE• INCIDENTAL SURFACING• COMPACTION OPTION B• SPECIAL NOTE(S) APPLICABLE TO PROJECT• NON-TRACKING TACK COAT• BRIDGE DEMOLITION, RENOVATION AND ASBESTOS ABATEMENT• ASBESTOS ABATEMENT REPORT• RIGHT OF WAY CERTIFICATION• UTILITY IMPACT & RAIL CERTIFICATION NOTES• GENERAL UTILITY NOTES• WATER STANDARD UTILITY BID ITEMS• WATERLINE SPECIFICATIONS• DEPT OF ARMY - NATIONWIDE PERMIT• KPDES STORM WATER PERMIT, BMP AND ENOI
PART II	SPECIFICATIONS AND STANDARD DRAWINGS
	<ul style="list-style-type: none">• SPECIFICATIONS REFERENCE• SUPPLEMENTAL SPECIFICATION• [SN-1I] PORTABLE CHANGEABLE SIGNS• [SN-11F] TURF REINFORCEMENT MAT• [SN-11N] LONGITUDINAL PAVEMENT JOINT ADHESIVE
PART III	EMPLOYMENT, WAGE AND RECORD REQUIREMENTS
	<ul style="list-style-type: none">• FEDERAL-AID CONSTRUCTION CONTRACTS - FHWA 1273• NONDISCRIMINATION OF EMPLOYEES• EXECUTIVE BRANCH CODE OF ETHICS• PROJECT WAGE RATES LOCALITY 3 / FEDERAL• NOTICE OF REQUIREMENT FOR AFFIRMATIVE ACTION TO ENSURE EEO MASON
PART IV	INSURANCE
PART V	BID ITEMS

PART I
SCOPE OF WORK

ADMINISTRATIVE DISTRICT - 09

CONTRACT ID - 221026

STP BRZ 0903 (207)

COUNTY - MASON

PCN - DE08110192226

STP BRZ 0903 (207)

KENNEDY CREEK ROAD(CR-1019) (MP 0.000) ADDRESS DEFICIENCIES OF BRIDGE ON KENNEDY CREEK ROAD (MP 0.204), A DISTANCE OF 0.24 MILES.GRADE & DRAIN WITH INCIDENTAL SURF SYP NO. 09-08911.00.

GEOGRAPHIC COORDINATES LATITUDE 38:38:07.00 LONGITUDE 83:42:57.00

ADT 33

COMPLETION DATE(S):

30 WORKING Days

APPLIES TO ENTIRE CONTRACT

CONTRACT NOTES

PROPOSAL ADDENDA

All addenda to this proposal must be applied when calculating bid and certified in the bid packet submitted to the Kentucky Department of Highways. Failure to use the correct and most recent addenda may result in the bid being rejected.

BID SUBMITTAL

Bidder must use the Department's electronic bidding software. The Bidder must download the bid file located on the Bid Express website (www.bidx.com) to prepare a bid packet for submission to the Department. The bidder must submit electronically using Bid Express.

JOINT VENTURE BIDDING

Joint venture bidding is permissible. All companies in the joint venture must be prequalified in one of the work types in the Qualifications for Bidders for the project. The bidders must get a vendor ID for the joint venture from the Division of Construction Procurement and register the joint venture as a bidder on the project. Also, the joint venture must obtain a digital ID from Bid Express to submit a bid. A joint bid bond of 5% may be submitted for both companies or each company may submit a separate bond of 5%.

UNDERGROUND FACILITY DAMAGE PROTECTION

The contractor shall make every effort to protect underground facilities from damage as prescribed in the Underground Facility Damage Protection Act of 1994, Kentucky Revised Statute KRS 367.4901 to 367.4917. It is the contractor's responsibility to determine and take steps necessary to be in compliance with federal and state damage prevention directives. When prescribed in said directives, the contractor shall submit Excavation Locate Requests to the Kentucky Contact Center (KY811) via web ticket entry. The submission of this request does not relieve the contractor from the responsibility of contacting non-member facility owners, whom shall be contacted through their individual Protection Notification Center. Non-compliance with these directives can result in the enforcement of penalties.

REGISTRATION WITH THE SECRETARY OF STATE BY A FOREIGN ENTITY

Pursuant to KRS 176.085(1)(b), an agency, department, office, or political subdivision of the Commonwealth of Kentucky shall not award a state contract to a person that is a foreign entity required by [KRS 14A.9-010](#) to obtain a certificate of authority to transact business in the Commonwealth ("certificate") from the Secretary of State under [KRS 14A.9-030](#) unless the person produces the certificate within fourteen (14) days of the bid or proposal opening. If the foreign entity is not required to obtain a certificate as provided in [KRS 14A.9-010](#), the foreign entity should identify the applicable exception. Foreign entity is defined within [KRS 14A.1-070](#).

For all foreign entities required to obtain a certificate of authority to transact business in the Commonwealth, if a copy of the certificate is not received by the contracting agency within the time frame identified above, the foreign entity's solicitation response shall be deemed non-responsive or the awarded contract shall be cancelled.

Businesses can register with the Secretary of State at <https://secure.kentucky.gov/sos/ftbr/welcome.aspx>.

SPECIAL NOTE FOR PROJECT QUESTIONS DURING ADVERTISEMENT

Questions about projects during the advertisement should be submitted in writing to the Division of Construction Procurement. This may be done by fax (502) 564-7299 or email to kytc.projectquestions@ky.gov. The Department will attempt to answer all submitted questions. The Department reserves the right not to answer if the question is not pertinent or does not aid in clarifying the project intent.

The deadline for posting answers will be 3:00 pm Eastern Daylight Time, the day preceding the Letting. Questions may be submitted until this deadline with the understanding that the later a question is submitted, the less likely an answer will be able to be provided.

The questions and answers will be posted for each Letting under the heading "Questions & Answers" on the Construction Procurement website (www.transportation.ky.gov/contract). The answers provided shall be considered part of this Special Note and, in case of a discrepancy, will govern over all other bidding documents.

HARDWOOD REMOVAL RESTRICTIONS

The US Department of Agriculture has imposed a quarantine in Kentucky and several surrounding states, to prevent the spread of an invasive insect, the emerald ash borer. Hardwood cut in conjunction with the project may not be removed from the state. Chipping or burning on site is the preferred method of disposal.

INSTRUCTIONS FOR EXCESS MATERIAL SITES AND BORROW SITES

Identification of excess material sites and borrow sites shall be the responsibility of the Contractor. The Contractor shall be responsible for compliance with all applicable state and federal laws and may wish to consult with the US Fish and Wildlife Service to seek protection under Section 10 of the Endangered Species Act for these activities.

ACCESS TO RECORDS

The contractor, as defined in KRS 45A.030 (9) agrees that the contracting agency, the Finance and Administration Cabinet, the Auditor of Public Accounts, and the Legislative Research Commission, or their duly authorized representatives, shall have access to any books, documents, papers, records, or other evidence, which are directly pertinent to this contract for the purpose of financial audit or program review. Records and other prequalification information confidentially

disclosed as part of the bid process shall not be deemed as directly pertinent to the contract and shall be exempt from disclosure as provided in KRS 61.878(1)(c). The contractor also recognizes that any books, documents, papers, records, or other evidence, received during a financial audit or program review shall be subject to the Kentucky Open Records Act, KRS 61.870 to 61.884.

In the event of a dispute between the contractor and the contracting agency, Attorney General, or the Auditor of Public Accounts over documents that are eligible for production and review, the Finance and Administration Cabinet shall review the dispute and issue a determination, in accordance with Secretary's Order 11-004.

April 30, 2018

FEDERAL CONTRACT NOTES

The Kentucky Department of Highways, in accordance with the Regulations of the United States Department of Transportation 23 CFR 635.112 (h), hereby notifies all bidders that failure by a bidder to comply with all applicable sections of the current Kentucky Standard Specifications, including, but not limited to the following, may result in a bid not being considered responsive and thus not eligible to be considered for award:

- | | |
|--------------------------------|--|
| 102.02 Current Rating | 102.08 Preparation and Delivery of Proposals |
| 102.13 Irregular Bid Proposals | 102.14 Disqualification of Bidders |
| 102.09 Proposal Guaranty | |

CIVIL RIGHTS ACT OF 1964

The Kentucky Transportation Cabinet, Department of Highways, in accordance with the provisions of Title VI of the Civil Rights Act of 1964 (78 Stat. 252, 42 U.S.C. §§ 2000d to 2000d-4) and the Regulations, hereby notifies all bidders that it will affirmatively ensure that any contract entered into pursuant to this advertisement, disadvantaged business enterprises will be afforded full and fair opportunity to submit bids in response to this invitation and will not be discriminated against on the grounds of race, color, national origin, sex, age (over 40), religion, sexual orientation, gender identity, veteran status, disability, income- level, or Limited English Proficiency (LEP) in consideration for an award.

NOTICE TO ALL BIDDERS

To report bid rigging activities call: 1-800-424-9071.

The U.S. Department of Transportation (DOT) operates the above toll-free “hotline” Monday through Friday, 8:00 a.m. to 5:00 p.m. eastern time. Anyone with knowledge of possible bid rigging, bidder collusion, or other fraudulent activities should use the “hotline” to report such activities.

The “hotline” is part of the DOT’s continuing effort to identify and investigate highway construction contract fraud and abuse and is operated under the direction of the DOT Inspector General. All information will be treated confidentially and caller anonymity will be respected.

SECOND TIER SUBCONTRACTS

Second tier subcontracts are acceptable per Section 108.01 of the Standard Specifications for Road and Bridge Construction. Sub-Contractors fulfilling a disadvantaged business enterprise goal on a project may enter into a 2nd tier subcontract with a Non-DBE Subcontractor. However, in this instance, none of the work subcontracted to the Non-DBE Contractor will count toward fulfilling the established Disadvantaged Goal for the project.

DISADVANTAGED BUSINESS ENTERPRISE PROGRAM

It is the policy of the Kentucky Transportation Cabinet (“the Cabinet”) that Disadvantaged Business Enterprises (“DBE”) shall have the opportunity to participate in the performance of highway construction projects financed in whole or in part by Federal Funds in order to create a level playing field for all businesses who wish to contract with the Cabinet. To that end, the Cabinet will comply with the regulations found in 49 CFR Part 26, and the definitions and requirements contained therein shall be adopted as if set out verbatim herein.

The Cabinet, contractors, subcontractors, and sub-recipients shall not discriminate on the basis of race, color, national origin, or sex in the performance of work performed pursuant to Cabinet contracts. The contractor shall carry out applicable requirements of 49 CFR 26 in the award and administration of federally assisted highway construction projects. The contractor will include this provision in all its subcontracts and supply agreements pertaining to contracts with the Cabinet.

Failure by the contractor to carry out these requirements is a material breach of its contract with the Cabinet, which may result in the termination of the contract or such other remedy as the Cabinet deems necessary.

DBE GOAL

The Disadvantaged Business Enterprise (DBE) goal established for this contract, as listed on the front page of the proposal, is the percentage of the total value of the contract.

The contractor shall exercise all necessary and reasonable steps to ensure that Disadvantaged Business Enterprises participate in a least the percent of the contract as set forth above as goals for this contract.

OBLIGATION OF CONTRACTORS

Each contractor prequalified to perform work on Cabinet projects shall designate and make known to the Cabinet a liaison officer who is assigned the responsibility of effectively administering and promoting an active program for utilization of DBEs.

If a formal goal has not been designated for the contract, all contractors are encouraged to consider DBEs for subcontract work as well as for the supply of material and services needed to perform this work.

Contractors are encouraged to use the services of banks owned and controlled by minorities and women.

CERTIFICATION OF CONTRACT GOAL

Contractors shall include the following certification in bids for projects for which a DBE goal has been established. BIDS SUBMITTED WHICH DO NOT INCLUDE CERTIFICATION OF DBE PARTICIPATION WILL NOT BE ACCEPTED. These bids will not be considered for award by the Cabinet and they will be returned to the bidder.

“The bidder certifies that it has secured participation by Disadvantaged Business Enterprises (“DBE”) in the amount of _____ percent of the total value of this contract and that the DBE participation is in compliance with the requirements of 49 CFR 26 and the policies of the Kentucky Transportation Cabinet pertaining to the DBE Program.”

The certification statement is located in the electronic bid file. All contractors must certify their DBE participation on that page. DBEs utilized in achieving the DBE goal must be certified and prequalified for the work items at the time the bid is submitted.

DBE PARTICIPATION PLAN

Lowest responsive bidders must submit the *DBE Plan/ Subcontractor Request*, form TC 14-35 DBE, within **5** days of the letting. This is necessary before the Awards Committee will review and make a recommendation. **The project will not be considered for award prior to submission and approval of the apparent low bidder’s DBE Plan/Subcontractor Request.**

The DBE Participation Plan shall include the following:

1. Name and address of DBE Subcontractor(s) and/or supplier(s) intended to be used in the proposed project;
2. Description of the work each is to perform including the work item, unit, quantity, unit price and total amount of the work to be performed by the individual DBE. The Proposal Line Number, Category Number, and the Project Line Number can be found in the “material listing” on the Construction Procurement website under the specific letting;
3. The dollar value of each proposed DBE subcontract and the percentage of total project contract value this represents. DBE participation may be counted as follows:
 - a. If DBE suppliers and manufactures assume actual and contractual responsibility, the dollar value of materials to be furnished will be counted toward the goal as follows:
 - The entire expenditure paid to a DBE manufacturer;
 - 60 percent of expenditures to DBE suppliers that are not manufacturers provided the supplier is a regular dealer in the product involved. A regular dealer must be engaged in, as its principal business and in its own name, the sale of products to the public, maintain an inventory and own and operate distribution equipment; and
 - The amount of fees or commissions charged by the DBE firms for a bona fide service, such as professional, technical, consultant, or managerial services and assistance in the procurement of essential personnel, facilities, equipment, materials, supplies, delivery of materials and supplies or for furnishing bonds, or insurance, providing such fees or commissions are determined to be reasonable and customary.

- b) The dollar value of services provided by DBEs such as quality control testing, equipment repair and maintenance, engineering, staking, etc.;
- c) The dollar value of joint ventures. DBE credit for joint ventures will be limited to the dollar amount of the work actually performed by the DBE in the joint venture;
- 4. Written and signed documentation of the bidder's commitment to use a DBE contractor whose participation is being utilized to meet the DBE goal; and
- 5. Written and signed confirmation from the DBE that it is participating in the contract as provided in the prime contractor's commitment.

UPON AWARD AND BEFORE A WORK ORDER WILL BE ISSUED

Contractors must submit the signed subcontract between the contractor and the DBE contractor, along with the DBE's certificate of insurance. If the DBE is a supplier of materials for the project, a signed purchase order must be submitted to the Division of Construction Procurement.

Changes to DBE Participation Plans must be approved by the Cabinet. The Cabinet may consider extenuating circumstances including, but not limited to, changes in the nature or scope of the project, the inability or unwillingness of a DBE to perform the work in accordance with the bid, and/or other circumstances beyond the control of the prime contractor.

CONSIDERATION OF GOOD FAITH EFFORTS REQUESTS

If the DBE participation submitted in the bid by the apparent lowest responsive bidder does not meet or exceed the DBE contract goal, the apparent lowest responsive bidder must submit a Good Faith Effort Package to satisfy the Cabinet that sufficient good faith efforts were made to meet the contract goals prior to submission of the bid. Efforts to increase the goal after bid submission will not be considered in justifying the good faith effort, unless the contractor can show that the proposed DBE was solicited prior to the letting date. DBEs utilized in achieving the DBE goal must be certified and prequalified for the work items at the time the bid is submitted. One complete set (hard copy along with an electronic copy) of this information must be received in the Division of Contract Procurement no later than 12:00 noon of the tenth calendar day after receipt of notification that they are the apparent low bidder.

Where the information submitted includes repetitious solicitation letters it will be acceptable to submit a sample representative letter along with a distribution list of the firms solicited. Documentation of DBE quotations shall be a part of the good faith effort submittal as necessary to demonstrate compliance with the factors listed below which the Cabinet considers in judging good faith efforts. This documentation may include written subcontractors' quotations, telephone log notations of verbal quotations, or other types of quotation documentation.

The Good Faith Effort Package shall include, but may not be limited to information showing evidence of the following:

1. Whether the bidder attended any pre-bid meetings that were scheduled by the Cabinet to inform DBEs of subcontracting opportunities;
2. Whether the bidder provided solicitations through all reasonable and available means;
3. Whether the bidder provided written notice to all DBEs listed in the DBE directory at the time of the letting who are prequalified in the areas of work that the bidder will be subcontracting;
4. Whether the bidder followed up initial solicitations of interest by contacting DBEs to determine with certainty whether they were interested. If a reasonable amount of DBEs within the targeted districts do not provide an intent to quote or no DBEs are prequalified in the subcontracted areas, the bidder must notify the Disadvantaged Enterprise Business Liaison Officer (DEBLO) in the Office for Civil Rights and Small Business Development to give notification of the bidder's inability to get DBE quotes;
5. Whether the bidder selected portions of the work to be performed by DBEs in order to increase the likelihood of meeting the contract goals. This includes, where appropriate, breaking out contract work items into economically feasible units to facilitate DBE participation, even when the prime contractor might otherwise perform these work items with its own forces;
6. Whether the bidder provided interested DBEs with adequate and timely information about the plans, specifications, and requirements of the contract;
7. Whether the bidder negotiated in good faith with interested DBEs not rejecting them as unqualified without sound reasons based on a thorough investigation of their capabilities. Any rejection should be so noted in writing with a description as to why an agreement could not be reached;
8. Whether quotations were received from interested DBE firms but were rejected as unacceptable without sound reasons why the quotations were considered unacceptable. The fact that the DBE firm's quotation for the work is not the lowest quotation received will not in itself be considered as a sound reason for rejecting the quotation as unacceptable. The fact that the bidder has the ability and/or desire to perform the contract work with its own forces will not be considered a sound reason for rejecting a DBE quote. Nothing in this provision shall be construed to require the bidder to accept unreasonable quotes in order to satisfy DBE goals;
9. Whether the bidder specifically negotiated with subcontractors to assume part of the responsibility to meet the contract DBE goal when the work to be subcontracted includes potential DBE participation;
10. Whether the bidder made any efforts and/or offered assistance to interested DBEs in obtaining the necessary equipment, supplies, materials, insurance and/or bonding to satisfy the work requirements of the bid proposal; and
11. Any other evidence that the bidder submits which may show that the bidder has made reasonable good faith efforts to include DBE participation.

FAILURE TO MEET GOOD FAITH REQUIREMENT

Where the apparent lowest responsive bidder fails to submit sufficient participation by DBE firms to meet the contract goal and upon a determination by the Good Faith Committee based upon the information submitted that the apparent lowest responsive bidder failed to make sufficient reasonable efforts to meet the contract goal, the bidder will be offered the opportunity to meet in person for administrative reconsideration. The bidder will be notified of the Committee's decision within 24 hours of its decision. The bidder will have 24 hours to request reconsideration of the Committee's decision. The reconsideration meeting will be held within two days of the receipt of a request by the bidder for reconsideration.

The request for reconsideration will be heard by the Office of the Secretary. The bidder will have the opportunity to present written documentation or argument concerning the issue of whether it met the goal or made an adequate good faith effort. The bidder will receive a written decision on the reconsideration explaining the basis for the finding that the bidder did or did not meet the goal or made adequate Good Faith efforts to do so.

The result of the reconsideration process is not administratively appealable to the Cabinet or to the United States Department of Transportation.

The Cabinet reserves the right to award the contract to the next lowest responsive bidder or to rebid the contract in the event that the contract is not awarded to the low bidder as the result of a failure to meet the good faith requirement.

SANCTIONS FOR FAILURE TO MEET DBE REQUIREMENTS OF THE PROJECT

Failure by the prime contractor to fulfill the DBE requirements of a project under contract or to demonstrate good faith efforts to meet the goal constitutes a breach of contract. When this occurs, the Cabinet will hold the prime contractor accountable, as would be the case with all other contract provisions. Therefore, the contractor's failure to carry out the DBE contract requirements shall constitute a breach of contract and as such the Cabinet reserves the right to exercise all administrative remedies at its disposal including, but not limited to the following:

- Suspension of Prequalification;
- Disallow credit toward the DBE goal;
- Withholding progress payments;
- Withholding payment to the prime in an amount equal to the unmet portion of the contract goal; and/or
- Termination of the contract.

PROMPT PAYMENT

The prime contractor will be required to pay the DBE and Non-DBE Subcontractors within seven (7) working days after he or she has received payment from the Kentucky Transportation Cabinet for work performed or materials furnished.

CONTRACTOR REPORTING

All contractors must keep detailed records and provide reports to the Cabinet on their progress in meeting the DBE requirement on any highway contract. These records may include, but shall not be limited to payroll, lease agreements, cancelled payroll checks, executed subcontracting agreements, etc. Prime contractors will be required to complete and submit a **signed and notarized** Affidavit of Subcontractor Payment (TC 18-7) and copies of checks for any monies paid to each DBE subcontractor or supplier utilized to meet a DBE goal. These documents must be completed and signed within 7 days of being paid by the Cabinet.

Payment information that needs to be reported includes date the payment is sent to the DBE, check number, Contract ID, amount of payment and the check date. Before Final Payment is made on this contract, the Prime Contractor will certify that all payments were made to the DBE subcontractor and/or DBE suppliers.

***** IMPORTANT *****

Please mail the original, signed and completed TC (18-7) Affidavit of Subcontractor Payment form and all copies of checks for payments listed above to the following address:

Office for Civil Rights and Small Business Development
6th Floor West 200 Mero Street
Frankfort, KY 40622

The prime contractor should notify the KYTC Office for Civil Rights and Small Business Development seven (7) days prior to DBE contractors commencing work on the project. The contact in this office is Mr. Melvin Byne. Mr. Byne's current contact information is email address – melvin.bynes2@ky.gov and the telephone number is (502) 564-3601.

DEFAULT OR DECERTIFICATION OF THE DBE

If the DBE subcontractor or supplier is decertified or defaults in the performance of its work, and the overall goal cannot be credited for the uncompleted work, the prime contractor may utilize a substitute DBE or elect to fulfill the DBE goal with another DBE on a different work item. If after exerting good faith effort in accordance with the Cabinet's Good Faith Effort policies and procedures, the prime contractor is unable to replace the DBE, then the unmet portion of the goal may be waived at the discretion of the Cabinet.

PROHIBITION ON TELECOMMUNICATIONS EQUIPMENT OR SERVICES

In accordance with the FY 2019 National Defense Authorization Act (NDAA), 2 CFR 200.216, and 2 CFR 200.471, Federal agencies are prohibited, after August 13, 2020, from obligating or expending financial assistance to obtain certain telecommunications and video surveillance services and equipment from specific producers. As a result of these regulations, contractors and subcontractors are prohibited, on projects with federal funding participation, from providing telecommunication or video surveillance equipment, services, or systems produced by:

- Huawei Technologies Company or ZTE Corporation (or any subsidiary or affiliate of such entities)
- Hytera Communications Corporation, Hangzhou Hikvision Digital Technology Company, or Dahua Technology Company (or any subsidiary or affiliate of such entities)

LEGAL REQUIREMENTS AND RESPONSIBILITY TO THE PUBLIC – CARGO PREFERENCE ACT (CPA).

(REV 12-17-15) (1-16)

SECTION 7 is expanded by the following new Article:

102.10 **Cargo Preference Act – Use of United States-flag vessels.**

Pursuant to Title 46CFR Part 381, the Contractor agrees

- To utilize privately owned United States-flag commercial vessels to ship at least 50 percent of the gross tonnage (computed separately for dry bulk carriers, dry cargo liners, and tankers) involved, whenever shipping any equipment, material, or commodities pursuant to this contract, to the extent such vessels are available at fair and reasonable rates for United States-flag commercial vessels.
- To furnish within 20 days following the date of loading for shipments originating within the United States or within 30 working days following the date of loading for shipments originating outside the United States, a legible copy of a rated, 'on-board' commercial ocean bill-of-lading in English for each shipment of cargo described in paragraph 1 of this section to both the Contracting Officer (through the prime contractor in the case of subcontractor bills-of-lading) and to the Division of National Cargo, Office of Market Development, Maritime Administration, Washington, DC 20590.
- To insert the substance of the provisions of this clause in all subcontracts issued pursuant to this contract.

NATIONAL HIGHWAY

Be advised this project is on the NATIONAL HIGHWAY SYSTEM.

PROJECT TRAFFIC COORDINATOR (PTC)

Be advised this project is a significant project pursuant to section 112.03.12.

ASPHALT MIXTURE

Unless otherwise noted, the Department estimates the rate of application for all asphalt mixtures to be 110 lbs/sy per inch of depth.

INCIDENTAL SURFACING

The Department has included in the quantities of asphalt mixtures established in the proposal estimated quantities required for resurfacing or surfacing mailbox turnouts, farm field entrances, residential and commercial entrances, curve widening, ramp gores and tapers, and road and street approaches, as applicable. Pave these areas to the limits as shown on Standard Drawing RPM-110-06 or as directed by the Engineer. In the event signal detectors are present in the intersecting streets or roads, pave the crossroads to the right of way limit or back of the signal detector, whichever is the farthest back of the mainline. Surface or resurface these areas as directed by the Engineer. The Department will not measure placing and compacting for separate payment but shall be incidental to the Contract unit price for the asphalt mixtures.

OPTION B

Be advised that the Department will control and accept compaction of asphalt mixtures furnished on this project under OPTION B in accordance with Sections 402 and 403.

ITEM NO. 9-8911 – MASON COUNTY – KENNEDY CREEK ROAD
SPECIAL NOTE FOR REMOVAL OF IMPROVEMENTS

SCOPE OF WORK

Work shall consist of the removal and the proper disposal of buildings, fences, septic tanks, driveways, paved areas, conduits, debris, and other miscellaneous structures and encumbrances which exist upon or within the right of way and/or easements areas on the designated parcel. All work shall be in accordance with these specifications and any special provisions that may be included as a part of the contract.

DESCRIPTION OF IMPROVEMENTS TO BE REMOVED

Roadway Plans Parcel Number 16: 840 square foot Abandoned Residence (Unlivable) with porch, possible septic, shed in very poor condition, outhouse, cistern, and a significant amount of miscellaneous debris.

PAYMENT FOR WORK

All work performed as a part of this Special Note shall be paid under the following bid item:

Bid Item Code	Item	Unit	Quantity
02191	STRUCTURE DEMOLITION	Lump Sum	1

GENERAL PROVISIONS

After award of contract, the contractor will be notified by the district to advise of any change in the probable date that the improvements will be available. The contractor shall not begin work until he has been notified by the Engineer that all utilities have been disconnected by the utility companies involved.

The contractor agrees to indemnify and hold the Cabinet harmless for any fines or penalties assessed to the Cabinet as a direct result of the contractor's actions or omissions.

The contractor shall provide for adequate protection to safeguard the public at all times. He shall employ watchmen when necessary, and shall furnish and maintain barricades, lanterns or flares, and other devices considered necessary for the protection of the public.

If a street or road is to be closed or obstructed during the clearance of improvements a permit shall be secured by the contractor from the proper authority. The Transportation Cabinet, Fire Department, Police Department, and utility companies involved shall be given notice by the contractor of the time when such street or road is to be closed or obstructed.

Item No 9-8911
SPECIAL NOTE FOR REMOVAL OF IMPROVEMENTS

The contractor shall use every precaution to prevent any damage to adjacent property and buildings. All equipment, tools, and materials permitted to remain on the right of way during the operations shall be neatly stored in such a manner as will not interfere with the rights and privileges of the adjacent property owners.

The contractor shall use every precaution to prevent damage to building walls which are jointly owned and are required to remain in place and shall assume full responsibility for any damage to an adjoining building resulting from his work or carelessness. All such wall structures shall be left sound and with an acceptable appearance. The contractor shall save the Commonwealth and the Transportation Cabinet or any of its officers or agents harmless from damages or claims from his operations on a common or adjacent wall of a structure that is to remain in place.

All property line walls owned jointly with an adjacent property owner shall remain the property of the Commonwealth and the adjacent property owner and shall remain in place unless otherwise specified in the contract.

All material from the clearance of improvements will become the property of the contractor, unless otherwise specified in the contract. The contractor (at his own expense) shall remove from the site and dispose of all materials in the manner set forth in Disposal of Materials Section of this specification. Removal of trees is not the responsibility of the demolition contractor unless stated in the description of parcels.

The Transportation Cabinet will not be responsible for plumbing fixtures, electrical fixtures, fences, storm doors, storm windows, or any other items of value left on the property.

DISPOSAL OF MATERIALS

Debris, Trash and Waste Materials – No debris, trash or waste material is to be buried on site. All debris, trash and waste material resulting from the removal of improvements shall be disposed of at a site or facility for which a permit for waste disposal has been issued by the Energy and Environment Cabinet, Department for Environmental Protection, Division of Waste Management (excluding any material which is recovered for salvage/reuse including brick, concrete or blacktop which is to be disposed of as beneficial reuse). The cost of this disposal shall be considered and included in the contract price. Upon completion of the contract, the contractor will furnish the Engineer with the name and address of the waste disposal site used and copies of the disposal receipts indicating the amount of material disposed.

Materials Requiring Special Disposal - It shall be the responsibility of the contractor to properly dispose of any hazardous waste, paint, tires, automobile batteries, etc. in a manner that meets all local, state and federal regulations regarding this type of disposal.

The cost of this disposal shall be considered and included in the contract price. Upon completion of the contract, the contractor will furnish the Engineer with the name and address of the disposal site used and copies of the disposal receipts indicating the type and amount of material disposed.

HAZARDOUS MATERIALS-In the event the contractor unexpectedly encounters on the site material reasonably believed to be asbestos, polychlorinated biphenyl (PCB) or other classified hazardous substances/materials which have not been rendered harmless, the contractor shall immediately stop work in the area affected and report the condition to the Engineer. The work in the affected area shall not thereafter be resumed except by written agreement of the Cabinet and Contractor if in fact the material is asbestos, polychlorinated biphenyl (PCB), or other classified hazardous substances/materials which have not been rendered harmless. The work in the affected area shall be resumed in the absence of any classified hazardous substances/materials or when it or they have been rendered harmless.

Item No 9-8911
SPECIAL NOTE FOR REMOVAL OF IMPROVEMENTS

RECOVERY OF REFRIGERANT

When a refrigeration unit (central air conditioners, freezer units, coolers, etc.) is to be removed intact from the site for reuse, evacuation/recovery of refrigerant is not required. All refrigerants must be completely evacuated/recovered from any refrigeration unit which is not to be removed intact from the site or is to be removed for disposal. Evacuation/recovery is to take place prior to destruction of the unit. This evacuation/recovery must be performed by a licensed HVAC operator and documented by the submission, to the Engineer, of a paid receipt from the licensed HVAC operator who performed the reclamation. (NOTE: Failure to submit paid receipt referenced herein will result in a penalty of \$200.00 per occurrence.) The cost of refrigerant evacuation/recovery shall be considered and be included in the contract price.

OPEN BURNING

In compliance with "401 KAR 63:005. Open Burning", no open burning of improvements, trash, debris or waste material will be permitted for items covered in this special note. The referenced KAR may be viewed on the Kentucky Legislation webpage <http://www.lrc.ky.gov/kar/401/063/005.htm>

Should open burning by unknown parties take place, the contractor shall immediately notify the Engineer, the appropriate regional office of the Energy and Environment Cabinet, Department for Environmental Protection, Division for Air Quality and local law enforcement authorities. A written report of these notifications is to be submitted to the Engineer within 5 working days of the discovery of the burning.

CLEARANCE PROCEDURES

The removal of improvements is subject to all applicable statutes and regulations of federal, state, county and city governmental agencies, and in addition all work performed must strictly comply with the specifications stated herein.

Contractor is cautioned against incorporating any changes in these specifications without approval of the KYTC District Office. Any unapproved changes on this project will not be recognized for payment by the Owner. At no time will the Transportation Cabinet be responsible for vandalism to improvements.

The Contractor shall not use any state owned equipment nor state personnel on this project during the terms of this Contract.

The contractor shall confirm that all existing utility services have been disconnected at the meter or at the service cutoff valves by the proper utility company. Water lines shall be removed to the service meters, and gas lines shall be removed to the service cutoff valves. Sewer lines shall be removed to the main line or to a depth well below the elevation of the proposed construction, and the remaining opening shall be closed with a masonry plug equal to the diameter of the pipe.

Buildings shall be removed and/or demolished in conformity with the best practices of the trade and in compliance with all ordinances and regulations pertaining to such work.

The contractor shall proceed to remove improvements on a street-by-street basis in an orderly fashion. Once removal activities have begun on an improvement, the debris must be promptly removed and all other contract specifications completely finished within a reasonable time at the discretion of the Engineer.

The contractor shall (at his own expense and in a manner satisfactory to the Cabinet) sprinkle water on the debris as the work is being accomplished to eliminate dust from invading the surrounding neighborhood.

Item No 9-8911
SPECIAL NOTE FOR REMOVAL OF IMPROVEMENTS

The contractor shall keep sidewalks and streets clean and (if necessary) repaired so as to not become a hazard to the public.

Walks, driveways, and paved areas shall be removed to the limits of the property lines or to the pavement edges of roads, streets, or alleys.

Cisterns, cesspools, septic tanks and similar installations shall be emptied and completely removed. Cesspools, septic tanks and similar installations are to be pumped by a licensed septic tank service prior to removal and documented by the submission of a paid receipt from the service that performed the pumping. (NOTE: failure to submit paid receipt referenced herein will result in a penalty of \$200.00 per occurrence) The cost of pumping shall be considered and included in the contract price.

Basements shall be cleared of all debris, appliances, partition walls, wooden floors, and other items. Concrete basement floors, basement walls and foundation walls shall be completely removed.

All open basements and other holes resulting from the removal of existing buildings, septic tanks, cisterns, or other structures (after being cleared to a shovel clean condition) shall be filled with stone, sand, or suitable earth of sufficient quantity to prevent a dangerous worksite condition. Filling these holes shall be considered incidental to the Structure Demolition bid item.

STRUCTURES

If structures are moved on, over, or across public right-of-way as part of this contract, vendor shall complete a House Moving Application (TC 95-310) and submit said application to Kentucky Transportation Cabinet, Department of Vehicle Regulations, Division of Motor Carriers. Structures shall not be moved until such time the House Moving Application is approved and a permit issued by the Cabinet. Vendor shall submit a copy of the approved permit to the Engineer for each house moved as part of this contract. **(NOTE: Failure to provide said permit(s) will result in a \$250.00 penalty per occurrence.)**

DRILLED OR DUG WATER WELLS AND MONITORING WELLS

It shall be the responsibility of the contractor to see that no debris or foreign material falls into any water well or monitoring well during the removal of buildings or other items. All water wells shall be capped according the current standard specification. Monitoring wells, if encountered, shall not be disturbed and shall be reported to the Engineer immediately. Capping of water wells shall be considered incidental to the Structure Demolition bid item.

CLEANUP

The contractor shall at all times keep the project premises and surrounding area free from the accumulation of waste materials or rubbish caused by his operations in connection with the project. Upon completion of the work, and prior to final inspection and acceptance, the contractor shall remove all remaining waste materials, rubbish, contractor's construction equipment, tools, machinery and surplus materials and leave the project (including but not limited to glass, hardware, fixtures, masonry, tile and marble) in a clean and usable condition satisfactory to the owner. If the contractor fails to clean up as provided in the contract documents, the owner may perform the cleaning tasks and charge the cost to the contractor.

Item No 9-8911
SPECIAL NOTE FOR REMOVAL OF IMPROVEMENTS

SAFETY OF PERSONS AND PROPERTY

The contractor shall continuously maintain adequate protection of all work from damage and shall protect the owner's property from injury or loss arising in connection with this contract. He shall make good any such damage, injury, or loss, except such as may be directly due to errors in the specifications or caused by agents or employees of the owner. The contractor shall adequately protect adjacent property as provided by law and the contract.

The contractor shall take all necessary precautions for the safety of employees on the work site, and shall comply with all applicable provisions of federal, state, and municipal safety laws and building codes to prevent accidents or injury to persons on, about, or adjacent to the premises where the work is being performed.

PENALTIES

If penalties are assessed as a result of the contractor's failure to perform to the specifications of this contract, penalties shall be deducted from the amount of the contract. If penalties exceed the amount of the contract the vendor shall be required to reimburse the Cabinet for all penalties incurred. Vendor shall be responsible for any penalties incurred by Sub-contractors providing services for vendor. If outstanding penalties are owed by the vendor, future bids of vendor shall be rejected as non-responsible until such times all penalties are paid in full.

INDEMNIFICATION

The contractor shall indemnify and hold the owner harmless from any and all claims, liability, damage, loss cost and expense of every type whatsoever including, without limitation, attorneys' fees and expenses, in connection with the contractor's performance of this contract, provided that such claims, liability, damage, loss, cost or expense is due to sickness, personal injury, disease or death, or to loss or destruction of tangible property (other than the work itself), including loss of use resulting there from, to the extent caused by the contractor, or anyone for whose acts the contractor may be liable, regardless of whether such liability, claim, damage, loss, cost or expense is caused in part by the owner.

October 2021

SPECIAL NOTE FOR NON-TRACKING TACK COAT

1. DESCRIPTION AND USEAGE. This specification covers the requirements and practices for applying a non-tracking tack asphalt coating. Place this material on the existing pavement course, prior to placement of a new asphalt pavement layer. Use when expedited paving is necessary or when asphalt tracking would negatively impact the surrounding area. This material is not suitable for other uses. Ensure material can “break” within 15 minutes under conditions listed in 3.2.

2. MATERIALS, EQUIPMENT, AND PERSONNEL.

2.1 Non-Tracking Tack. Provide material conforming to Subsection 2.1.1.

2.1.1 Provide a tack conforming to the following material requirements:

Property	Specification	Test Procedure
Viscosity, SFS, 77 ° F	20 – 100	AASHTO T 72
Sieve, %	0.3 max.	AASHTO T 59
Asphalt Residue ¹ , %	50 min.	AASHTO T 59
Oil Distillate, %	1.0 max.	AASHTO T 59
Residue Penetration, 77 ° F	20 max.	AASHTO T 49
Original Dynamic Shear (G*/sin δ), 82 ° C	1.0 min.	AASHTO T 315
Softening Point, ° F	149 min.	AASHTO T 53
Solubility, %	97.5 min.	AASHTO T 44

¹ Bring sample to 212 °F over a 10-15 minute period. Maintain 212 °F for 15-20 minutes or until 30-40 mL of water has distilled. Continue distillation as specified in T59.

2.2. Equipment. Provide a distributor truck capable of heating, circulating, and spraying the tack between 170 °F and 180 °F. Do not exceed 180 °F. Circulate the material while heating. Provide the correct nozzles that is recommend by the producer to ensure proper coverage of tack is obtained. Ensure the bar can be raised to between 14” and 18” from the roadway.

2.3. Personnel. Ensure the tack supplier has provided training to the contractor on the installation procedures for this product. Make a technical representative from the supplier available at the request of the Engineer.

3. CONSTRUCTION.

3.1 Surface Preparation. Prior to the application of the non-tracking tack, ensure the pavement surface is thoroughly dry and free from dust or any other debris that would inhibit adhesion. Clean the surface by scraping, sweeping, and the use of compressed air. Ensure this preparation process occurs shortly before application to prevent the return of debris on to the pavement. If rain is expected within one hour after application, do not apply material. Apply material only when the surface is dry, and no precipitation is expected.

October 2021

- 3.2 Non-tracking Tack Application. Placement of non-tracking tack is not permitted from October 1st to May 15th. When applying material, ensure the roadway temperature is a minimum of 40°F and rising. Prior to application, demonstrate competence in applying the tack according to this note to the satisfaction of the Engineer. Heat the tack in the distributor to between 170 – 180 °F. After the initial heating, between 170 – 180 °F, the material may be sprayed between 165 °F and 180 °F. Do not apply outside this temperature range. Apply material at a minimum rate of 0.70 pounds (0.08 gallons) per square yard. Ensure full coverage of the material on the pavement surface. Full coverage of this material is critical. Increase material application rate if needed to achieve full coverage. Schedule the work so that, at the end of the day's production, all non-tracking tack is covered with the asphalt mixture. If for some reason the non-tracking tack cannot be covered by an asphalt mixture, ensure the non-tracking tack material is clean and reapply the non-tracking tack prior to placing the asphalt mixture. Do not heat material more than twice in one day.
- 3.3 Non-tracking Tack Certification. Furnish the tack certification to the Engineer stating the material conforms to all requirements herein prior to use.
- 3.4 Sampling and Testing. The Department will require a sample of non-tracking tack be taken from the distributor at a rate of one sample per 15,000 tons of mix. Take two 1 gallon samples of the heated material and forward the sample to the Division of Materials for testing within 7 days. Ensure the product temperature is between 170 and 180 °F at the time of sampling.
4. MEASUREMENT. The Department will measure the quantity of non-tracking tack in tons. The Department will not measure for payment any extra materials, labor, methods, equipment, or construction techniques used to satisfy the requirements of this note. The Department will not measure for payment any trial applications of non-tracking tack, the cleaning of the pavement surface, or furnishing and placing the non-tracking tack. The Department will consider all such items incidental to the non-tracking tack.
5. PAYMENT. The Department will pay for the non-tracking tack at the Contract unit bid price and apply an adjustment for each manufacturer's lot of material based on the degree of compliance as defined in the following schedule. Non-tracking tack will not be permitted for use from October 1st to May 15th. From September 1st to June 1st, the department will allow the use of an approved asphalt emulsion in lieu of a non-tracking tack product but will not adjust the unit bid price of the material. When a sample fails on two or more tests, the Department may add the deductions, but the total deduction will not exceed 100 percent.

October 2021

Non-Tracking Tack Price Adjustment Schedule						
Test	Specification	100% Pay	90% Pay	80% Pay	50% Pay	0% Pay
Viscosity, SFS, 77 ° F	20 – 100	19 - 102	17 - 18	15 - 16	14	≤13
			103 - 105	106 - 107	108 - 109	≥ 110
Sieve, %	0.30 max.	≤ 0.40	0.41 - 0.50	0.51 - 0.60	0.61 - 0.70	≥ 0.71
Asphalt Residue, %	50 min.	≥49.0	48.5 – 48.9	48.0 – 48.4	47.5-47.9	≤ 47.4
Oil Distillate, %	1.0 max.	≤1.0	1.1-1.5	1.6 - 1.7	1.8-1.9	>2.0
Residue Penetration, 77 ° F	20 max.	≤ 21	22 - 23	24 - 25	26 - 27	≥ 28
Original Dynamic Shear (G*/sin δ), 82 ° C	1.0 min.	≥0.95	0.92 – 0.94	0.90 – 0.91	0.85 - 0.89	≤ 0.84
Softening Point, ° F	149 min.	≥145	142 - 144	140 - 141	138 - 139	≤ 137
Solubility, %	97.5 min.	≥ 97.0	96.8 – 96.9	96.6 – 96.7	96.4 – 96.5	≤ 96.3

<u>Code</u>	<u>Pay Item</u>	<u>Pay Unit</u>
24970EC	Asphalt Material for Tack Non-Tracking	Ton

Special Note for Bridge Demolition, Renovation and Asbestos Abatement

If the project includes any bridge demolition or renovation, the successful bidder is required to notify Kentucky Division for Air Quality (KDAQ) via filing of form (DEP 7036) a minimum of 10 working days prior to commencement of any bridge demolition or renovation work.

Any available information regarding possible asbestos containing materials (ACM) on or within bridges to be affected by the project has been included in the bid documents. These are to be included with the Contractor's notification filed with the KDAQ. If not included in the bid documents, the Department will provide that information to the successful bidder for inclusion in the KDAQ notice as soon as possible. If there are no documents stating otherwise, the bidders should assume there are no asbestos containing materials that will in any way affect the work.

Franklin Price, Inc.
P.O. Box 1347
Liberty, Kentucky 42539

April 28, 2022

Mr. Chris Cummins, P.G.
Kentucky Transportation Cabinet
Division of Environmental Analysis, 4th Floor
200 Mero Street
Frankfort, Kentucky 40622

Re: *Asbestos Survey Report*
Mason County: Item No. 9-8911.0
Parcel 16

Dear Mr. Cummins:

Franklin Price, Inc. has completed the authorized sample evaluation for asbestos containing materials (ACMs) within the above listed parcel located in the proposed right-of-way for a project in Mason County, Kentucky. The field survey was performed by Robert Keiser, a Kentucky accredited asbestos inspector, on April 27, 2022. The inspector's licenses are included as **Appendix A**.

Suspect ACMs obtained during the survey were analyzed by MRS, Inc. of Louisville, Kentucky using Polarized Light Microscopy (PLM) coupled with dispersion staining on April 28, 2022. Laboratory analytical data is attached as **Appendix B**.

None of the samples contained ACM and the parcel is clear of ACBM and ready for demolition. If you have any questions concerning this report or if we can be of further service, please contact us.

Sincerely,



Robert W. Keiser, P.G.
KAAI #117-06-5971



David F. Price, P.E.

Attachment: Appendix A – Copy of Asbestos Inspector Certification
Appendix B – Laboratory Analytical Data/Chain of Custody

Appendix

A

Commonwealth of Kentucky
Department for Environmental Protection
Division for Air Quality

Robert W Keiser
Has met the requirements of 401 KAR 58:005 and is accredited as an:

Asbestos Abatement Supervisor

Agency Interest Id: **139455**
License Number: **67483**
Issue Date: **03/17/2022**
Expiration Date: **03/14/2023**

Commonwealth of Kentucky
Department for Environmental Protection
Division for Air Quality

David F Price
Has met the requirements of 401 KAR 58:005 and is accredited as an:

Asbestos Inspector

Agency Interest Id: **150494**
License Number: **67485**
Issue Date: **03/17/2022**
Expiration Date: **03/15/2023**

Commonwealth of Kentucky
Department for Environmental Protection
Division for Air Quality

Robert W Keiser
Has met the requirements of 401 KAR 58:005 and is accredited as an:

Asbestos Inspector

Agency Interest Id: **139455**
License Number: **67484**
Issue Date: **03/17/2022**
Expiration Date: **03/15/2023**

Appendix B

Asbestos Inspection Form and Chain of Custody

Project	9-8911.0	Franklin-Price 2257 U.S. 127 Liberty, KY 42539 Phone: 502-552-5601
Date	4-27-22	
Address	P-16	
Sampled By	Keiser	

Sample #

A & B	Location	Matrix	Color	Size	T or L	W or C	Comments
1	Siding	Shingle					
2	INSULATION						
3	Dry wall						
4	Ceiling TEXT						
5	Shingle						Detours P. 6e
6	Shed	Shingle	Red				Sides
7	"	Rear Shingle					
8	" Drywall						
9	Ceiling TEXT						
10	Fireplace	COATING					
11	Window	PATTY					
12	metal	COATING					
WOOD + METAL		OUT House		No	Sample		

Relinquished By: Signature	Received By: Signature	Date & Time
	<i>Winters Mendez</i>	4/27/22

****Point Count any PLM sample that tests at or below 5%.**
****Stop at first positive on multiple samples of same material.**

<b style="font-size: 1.2em;">MRS, INC.	<i>MRS, Inc. Analytical Laboratory Division</i>
--	---

332 West Broadway / Suite # 902
Louisville, Kentucky - 40202 - 2133

(502) 495-1212
Fax: (502) 491-7111

BULK SAMPLE ASBESTOS ANALYSIS

Analysis N# # 3204286 Address: Item # 9-8911.0 / Parcel # 16
 Client Name: Franklin - Price
 Sampled By: Bob Keiser

				% FIBROUS ASBESTOS				% NON-ASBESTOS FIBERS			
Sample ID	Color	Layered	Fibrous	Chrysotile	Amosite	crocidolite	Others	Cellulose	Fiberglass	Syn. Fiber	Other/Mat.
# 1 A	Gray	Yes	No				None	58%			42%
# 1 B	Gray	Yes	No				None	55%			45%
# 2 A	Gray	Yes	Yes				None	99%			1%
# 2 B	Gray	Yes	Yes				None	97%			3%
# 3 A	White	Yes	Yes				None	38%			62%
# 3 B	White	Yes	Yes				None	35%			65%
# 4 A	White	Yes	Yes				None	7%			93%
# 4 B	White	Yes	Yes				None	5%			95%
# 5 A	Black	Yes	No				None	3%	65%		32%
# 5 B	Black	Yes	No				None	5%	62%		33%
# 6 A	Red	Yes	No				None	55%			45%
# 6 B	Red	Yes	No				None	58%			42%
# 7 A	Black	Yes	No				None	60%			40%
# 7 B	Black	Yes	No				None	57%			43%
# 8 A	White	Yes	Yes				None	33%			67%
# 8 B	White	Yes	Yes				None	35%			65%
# 9 A	White	Yes	Yes				None	3%			97%
# 9 B	White	Yes	Yes				None	5%			95%
# 10 A	White	Yes	No				None				100%
# 10 B	White	Yes	No				None				100%

Methodology : EPA Method 600/R-93-116

Page # 1

Date Analyzed : 28-Apr-22
 Analyst : Winterford Mensah

Reviewed By: 
Signature

The test relates only to the items tested. This report does not represent endorsement by NVLAP or any agency of the U.S Government. Partial Reproduction of any part of this report is strictly prohibited. Samples shall be retained for (30) days.

<i>MRS, INC.</i>	<i>MRS, Inc. Analytical Laboratory Division</i>
-------------------------	---

332 West Broadway / Suite # 902
Louisville, Kentucky - 40202 - 2133

(502) 495-1212
Fax: (502) 491-7111

BULK SAMPLE ASBESTOS ANALYSIS

Analysis N#	# 3204286	Address:	Item # 9-8911.0 / Parcel # 16
Client Name:	Franklin - Price		
Sampled By:	Bob Keiser		

		% FIBROUS ASBESTOS						% NON-ASBESTOS FIBERS			
Sample ID	Color	Layered	Fibrous	Chrysotile	Amosite	crocidolite	Others	Cellulose	Fiberglass	Syn. Fiber	Other/Mat.
# 11 A	Gray	Yes	Yes	2%	(To Be	Point Counted)					98%
# 11 B	Gray	Yes	Yes	2%	(To Be	Point Counted)					98%
# 12 A	Gray	Yes	No	3%	(To Be	Point Counted)		2%			95%
# 12 B	Gray	Yes	No	3%	(To Be	Point Counted)		2%			95%

Methodology : EPA Method 600/R-93-116	Page # 2
Date Analyzed : <u>28-Apr-22</u>	
Analyst : <u>Winterford Mensah</u>	Reviewed By: Signature

The test relates only to the items tested. This report does not represent endorsement by NVLAP or any agency of the U.S. Government. Partial Reproduction of any part of this report is strictly prohibited. Samples shall be retained for (30) days.


<i>MRS, INC.</i>	<i>MRS, Inc. Analytical Laboratory Division</i>
-------------------------	---

332 West Broadway / Suite # 902
Louisville, Kentucky - 40202 - 2133

Phone # : (502) 495-1212
E-Mail Address: CEOMRSInc@AOL.Com

Client: Franklin- Price	Project No: # 3204286
Address: 2257 U.S. 127	Sample ID: # 11 A
Liberty, KY	Sampled: 27-Apr-22
42539	Received: 27-Apr-22
Attention: Bob Keiser &	Analyzed: 28-Apr-22 - Point Count -
Dave Price	

Bulk Sample Analysis

Sampled By	:	Bob keiser
Facility/Location:		Item # 9-8911.0 / Parcel # 16
Field Description:		Window Putty
Laboratory Description:		Hard Gray Material
Asbestos Materials:		Chrysotile = 1/400 = 0.25 % (< 1 %) Sample Is Negative
Non-Asbestos Fibrous Materials :		Binders 99.75 %
Remarks: The sample was analyzed for asbestos content following the EPA Methodology (600/R-93/116). The test relates only to the items tested. This report does not represent endorsement by NVLAP or any agency of the U.S. Government.		
Analyst:		Reviewed By: 
		Signature

<i>MRS, INC.</i>	<i>MRS, Inc. Analytical Laboratory Division</i>
-------------------------	---

332 West Broadway / Suite # 902
Louisville, Kentucky - 40202 - 2133

Phone # : (502) 495-1212
E-Mail Address: CEOMRSInc@AOL.Com

Client: Franklin- Price	Project No: # 3204286
Address: 2257 U.S. 127	Sample ID: # 11 B
Liberty, KY	Sampled: 27-Apr-22
42539	Received: 27-Apr-22
Attention: Bob Keiser &	Analyzed: 28-Apr-22 - Point Count -
Dave Price	

Bulk Sample Analysis

Sampled By	:	Bob keiser
Facility/Location:		Item # 9-8911.0 / Parcel # 16
Field Description:		Window Putty
Laboratory Description:		Hard Gray Material
Asbestos Materials:		Chrysotile = 1/400 = 0.25 % (< 1 %) Sample Is Negative
Non-Asbestos Fibrous Materials :		Binders 99.75 %
Remarks: The sample was analyzed for asbestos content following the EPA Methodology (600/R-93/116). The test relates only to the items tested. This report does not represent endorsement by NVLAP or any agency of the U.S. Government.		
Analyst:	Winterford Mensah	Reviewed By:


<i>MRS, INC.</i>	<i>MRS, Inc. Analytical Laboratory Division</i>
-------------------------	---

332 West Broadway / Suite # 902
Louisville, Kentucky - 40202 - 2133

Phone # : (502) 495-1212
E-Mail Address: CEOMRSInc@AOL.Com

Client: Franklin- Price	Project No: # 3204286
Address: 2257 U.S. 127	Sample ID: # 12 A
Liberty, KY	Sampled: 27-Apr-22
42539	Received: 27-Apr-22
Attention: Bob Keiser &	Analyzed: 28-Apr-22 - Point Count -
Dave Price	

Bulk Sample Analysis


Sampled By	:	Bob keiser
Facility/Location:		Item # 9-8911.0 / Parcel # 16
Field Description:		Coating
Laboratory Description:		Thick Gray Material
Asbestos Materials:		Chrysotile = 2/400 = 0.50 % (< 1 %) Sample Is Negative
Non-Asbestos Fibrous Materials :		Cellulose 0.25 %
		Binders 99.25 %
Remarks: The sample was analyzed for asbestos content following the EPA Methodology (600/R-93/116). The test relates only to the items tested. This report does not represent endorsement by NVLAP or any agency of the U.S. Government.		
Analyst:		Winterford Mensah
Reviewed By:		

<i>MRS, INC.</i>	<i>MRS, Inc. Analytical Laboratory Division</i>
-------------------------	---

332 West Broadway / Suite # 902 Louisville, Kentucky - 40202 - 2133	Phone # : (502) 495-1212 E-Mail Address: CEOMRSInc@AOL.Com
--	---

Client: <u>Franklin- Price</u>	Project No: <u># 3204286</u>
Address: <u>2257 U.S. 127</u>	Sample ID: <u># 12 B</u>
<u>Liberty, KY</u>	Sampled: <u>27-Apr-22</u>
<u>42539</u>	Received: <u>27-Apr-22</u>
Attention: Bob Keiser &	Analyzed: <u>28-Apr-22 - Point Count -</u>
<u>Dave Price</u>	

Bulk Sample Analysis

Sampled By :	<u>Bob keiser</u>
Facility/Location:	<u>Item # 9-8911.0 / Parcel # 16</u>
Field Description:	<u>Coating</u>
Laboratory Description:	<u>Thick Gray Material</u>
Asbestos Materials:	<u>Chrysotile = 2/400 = 0.50 % (< 1 %) Sample Is Negative</u>
Non-Asbestos Fibrous Materials :	<u>Cellulose 0.25 %</u>
	<u>Binders 99.25 %</u>
Remarks: The sample was analyzed for asbestos content following the EPA Methodology (600/R-93/116). The test relates only to the items tested. This report does not represent endorsement by NVLAP or any agency of the U.S. Government.	
Analyst: <u>Winterford Mensah</u>	Reviewed By: <u></u> <small>Signature</small>

Page 1 of _____ DEP 7036
Initial Submittal Date _____
Revision Date _____
Notification # _____

Kentucky Division for Air Quality
200 Fair Oaks Lane, 1st Floor
Frankfort, KY 40601
Phone 502-564-3999; Fax 502-564-4666
File Form with Regional Office in Region Where Project will be Performed

**NOTIFICATION OF ASBESTOS
ABATEMENT/DEMOLITION/RENOVATION**

(Instructions for completing form on back)

OFFICE USE ONLY
ID # _____
LOG # _____

Contractor _____
Address _____
City _____ State _____ Zip _____
Phone _____ Contact Person _____

Owner KYTC District 9 Address 822 Elizaville Rd.
City Flemingsburg State Ky Zip 41041
Phone 606-845-2551 Contact Person Mahala Grimm

Project Location Parcel 16
Address 8093 Mason Lewis Rd.
City Maysville County Mason Zip _____
Facility Age (yrs.) _____ Size of Facility or Affected Part (sq.ft.) _____
#Floors Affected _____ Present and Prior Use of Facility _____

TYPE OF PROJECT (CHECK ONLY ONE):
Renovation Demolition Ordered Demolition Emergency Long-term _____

PROJECT DATES:
Start Removal _____ End Removal _____
Start Renovation/Demolition _____ End Renovation/Demolition _____

Amount of ACM to be Removed:

	Regulated ACM (RACM)	Category II nonfriable ACM (optional)	Category I nonfriable ACM (optional)
linear ft.			
square ft.			
cubic ft.			

Description of planned renovation/demolition, including abatement methods & demo/reno methods. ACM's will be removed in accordance with current regulations. _____

Description of affected facility components _____

various materials _____
Asbestos detection technique Survey w/PLM
Amount of Cat. I & II nonfriable ACM involved but will not be removed: _____

Describe **physical characteristics** that make it nonfriable and **methods** to keep it nonfriable (optional): Material is in good condition and will be removed with minimal disturbance.

Describe **contingency plan** should nonfriable ACM become friable or additional ACM be uncovered during renovation/ demolition: Keep material wet, contain area and notify owner & DAQ

Transporter _____
Address _____
City _____ State _____ Zip _____
Phone 270-723-1840

Disposal Site _____
Address _____
City _____ State _____ Zip _____

I hereby certify that at least one person trained as required by 40 CFR 61.145(c)(8) will supervise the abatement work described herein. (optional for strictly non-friable work)

Submitted by: _____
Company Name: _____

SPECIAL NOTE

KY Division of Air Quality Bridge Demolition Notification

**Mason County
Address Deficiencies of the Bridge on Kennedy Creek Road
(CR 1019) (081C00009N)**

Item No. 9-8911.00

Please be advised that it will be the responsibility of the selected roadway contractor to submit the 10-Day Notice of Intent for Demolition to the Kentucky Division of Air Quality. The attached Asbestos Inspection Report should accompany the submittal.

If there are any questions regarding this note, please contact Director, Division of Environmental Analysis, TCOB, 200 Mero Street, Frankfort, KY 40622, Phone: (502) 564-7250.



Matthew G. Bevin
Governor

COMMONWEALTH OF KENTUCKY
TRANSPORTATION CABINET
Frankfort, Kentucky 40622
www.transportation.ky.gov/

Greg Thomas
Secretary

MEMORANDUM

TO: Karen Mynhier, Environmental Coordinator
District 9 – Fleming County

FROM: Brittany Stratton, Geologist II
UST/Hazmat Section

DATE: 12/01/2017

SUBJECT: Asbestos Inspection Report for Mason County
Replace Bridge on Kennedy Creek Road over Kennedy Creek
Bridge # 081C00009N

Item # 09-8911

This report is prepared to accompany the 10-day NOI for Demolition to the Division of Air Quality.
Please include all pages with submittal

Project and Structure Information

County: Mason

Bridge # 081C00009N

Description: Bridge inspected for asbestos containing materials (ACM's)

Results

No suspect asbestos containing material was detected (ACM)

Conclusions

No abatement is required.



Commonwealth of Kentucky
Department for Environmental Protection
Division for Air Quality

Brittany Stratton

Has met the requirements of 401 KAR 58:005 and is accredited as an:



Accreditation Number: **117-06-6049**
Issue Date: **6/20/2017**
Expiration Date: **6/13/2018**



KENTUCKY TRANSPORTATION CABINET
Department of Highways
DIVISION OF RIGHT OF WAY & UTILITIES
RIGHT OF WAY CERTIFICATION

TC 62-226
Rev. 01/2016
Page 1 of 1

<input checked="" type="checkbox"/>	Original	<input type="checkbox"/>	Re-Certification	RIGHT OF WAY CERTIFICATION
-------------------------------------	-----------------	--------------------------	-------------------------	-----------------------------------

ITEM #	COUNTY	PROJECT # (STATE)	PROJECT # (FEDERAL)
09-8911.00	Mason	12FO FD52 081 9264801R	STPBRZ 0903 (207)

PROJECT DESCRIPTION

ADDRESS DEFICIENCIES OF THE BRIDGE ON KENNEDY CREEK ROAD.

No Additional Right of Way Required

Construction will be within the limits of the existing right of way. The right of way was acquired in accordance to FHWA regulations under the Uniform Relocation Assistance and Real Property Acquisitions Policy Act of 1970, as amended. No additional right of way or relocation assistance were required for this project.

Condition # 1 (Additional Right of Way Required and Cleared)

All necessary right of way, including control of access rights when applicable, have been acquired including legal and physical possession. Trial or appeal of cases may be pending in court but legal possession has been obtained. There may be some improvements remaining on the right-of-way, but all occupants have vacated the lands and improvements, and KYTC has physical possession and the rights to remove, salvage, or demolish all improvements and enter on all land. Just Compensation has been paid or deposited with the court. All relocations have been relocated to decent, safe, and sanitary housing or that KYTC has made available to displaced persons adequate replacement housing in accordance with the provisions of the current FHWA directive.

Condition # 2 (Additional Right of Way Required with Exception)

The right of way has not been fully acquired, the right to occupy and to use all rights-of-way required for the proper execution of the project has been acquired. Some parcels may be pending in court and on other parcels full legal possession has not been obtained, but right of entry has been obtained, the occupants of all lands and improvements have vacated, and KYTC has physical possession and right to remove, salvage, or demolish all improvements. Just Compensation has been paid or deposited with the court for most parcels. Just Compensation for all pending parcels will be paid or deposited with the court prior to AWARD of construction contract

Condition # 3 (Additional Right of Way Required with Exception)

The acquisition or right of occupancy and use of a few remaining parcels are not complete and/or some parcels still have occupants. All remaining occupants have had replacement housing made available to them in accordance with 49 CFR 24.204. KYTC is hereby requesting authorization to advertise this project for bids and to proceed with bid letting even though the necessary right of way will not be fully acquired, and/or some occupants will not be relocated, and/or the just compensation will not be paid or deposited with the court for some parcels until after bid letting. KYTC will fully meet all the requirements outlined in 23 CFR 635.309(c)(3) and 49 CFR 24.102(j) and will expedite completion of all acquisitions, relocations, and full payments after bid letting and prior to AWARD of the construction contract or force account construction.

Total Number of Parcels on Project	4	EXCEPTION (S) Parcel #	ANTICIPATED DATE OF POSSESSION WITH EXPLANATION
Number of Parcels That Have Been Acquired			
Signed Deed	3		
Condemnation	1		IOJ signed 4-8-22
Signed ROE	1		

Notes/ Comments (Use Additional Sheet if necessary)

Parcel-16 just received IOJ on 4-8-22 and we have the ACM inspection scheduled for 4-27-22 with high probability that remediation will be required. It's anticipated that the remediation will be completed by 6-15-22. The remaining structure demo will be placed in the roadway contract.

LPA RW Project Manager		Right of Way Supervisor	
Printed Name		Printed Name	James R. Mason
Signature		Signature	Digitally signed by James Mason Date: 2022.04.20 10:39:44 -04'00'
Date		Date	
Right of Way Director		FHWA	
Printed Name		Printed Name	
Signature	2022.04.20	Signature	No Signature Required as per FHWA-KYTC Current Stewardship Agreement
Date	10:42:54 -04'00'	Date	

UTILITIES AND RAIL CERTIFICATION NOTE

Mason County
STPBRZ0903207
FD52 081 9264801U
Mile point: 0.189 TO 0.197
ADDRESS DEFICIENCIES OF THE BRIDGE ON KENNEDY CREEK ROAD. (16CCN)(081C00009N)
ITEM NUMBER: 09-8911.00

PROJECT NOTES ON UTILITIES

The contractor should be aware that there is UTILITY WORK INCLUDED IN THIS ROAD CONSTRUCTION CONTRACT. The Contractor shall review the GENERAL UTILITY NOTES AND INSTRUCTIONS which may include KYTC Utility Bid Item Descriptions, utility owner supplied specifications, plans, list of utility owner preapproved subcontractors, and other instructions. Utility contractors may be added via addendum if KYTC is instructed to do so by the utility owner. Potential contractors must seek prequalification from the utility owner. Any revisions must be sent from the utility owner to KYTC a minimum of one week prior to bid opening.

For all projects under 2000 Linear feet which require a normal excavation locate request pursuant to KRS 367.4901-4917, the awarded contractor shall field mark the proposed excavation or construction boundaries of the project (also called white lining) using the procedure set forth in KRS 367.4909(9)(k). For all projects over 2000 linear feet, which are defined as a "Large Project" in KRS 367.4903(18), the awarded contractor shall initially mark the first 2000 linear feet minimally of proposed excavation or construction boundaries of the project to be worked using the procedure set forth in KRS 367.4909(9)(k). This temporary field locating of the project excavation boundary shall take place prior to submitting an excavation location request to the underground utility protection Kentucky Contact Center. For large projects, the awarded contractor shall work with the impacted utilities to determine when additional white lining of the remainder of the project site will take place. This provision shall not alter or relieve the awarded contractor from complying with requirements of KRS 367.4905 to 367.4917 in their entirety.

The contractor will be responsible for contacting all utility facility owners on the subject project to coordinate his activities. The contractor will coordinate his activities to minimize and, where possible, avoid conflicts with utility facilities. Due to the nature of the work proposed, it is unlikely to conflict with the existing utilities beyond minor facility adjustments. Where conflicts with utility facilities are unavoidable, the contractor will coordinate any necessary relocation work with the facility owner and Resident Engineer. The Kentucky Transportation Cabinet maintains the right to remove or alter portions of this contract if a utility conflict occurs. The utility facilities as noted in the previous section(s) have been determined using data garnered by varied means and with varying degrees of accuracy: from the facility owners, a result of S.U.E., field inspections, and/or reviews of record drawings. The facilities defined may not be inclusive of all utilities in the project scope and are not Level A quality, unless specified as such. It is the contractor's responsibility to verify all utilities and their respective locations before excavating.

UTILITIES AND RAIL CERTIFICATION NOTE

Mason County
STPBRZ0903207
FD52 081 9264801U
Mile point: 0.189 TO 0.197
ADDRESS DEFICIENCIES OF THE BRIDGE ON KENNEDY CREEK ROAD. (16CCN)(081C00009N)
ITEM NUMBER: 09-8911.00

The contractor shall make every effort to protect underground facilities from damage as prescribed in the Underground Facility Damage Protection Act of 1994, Kentucky Revised Statute KRS 367.4901 to 367.4917. It is the contractor's responsibility to determine and take steps necessary to be in compliance with federal and state damage prevention directives. The contractor is instructed to contact KY 811 for the location of existing underground utilities. Contact shall be made a minimum of two (2) and no more than ten (10) business days prior to excavation. The contractor shall submit Excavation Locate Requests to the Kentucky Contact Center (KY 811) via web ticket entry. The submission of this request does not relieve the contractor from the responsibility of contacting non-member facility owners, whom are to be contacted through their individual Protection Notification Center. It may be necessary for the contractor to contact the County Court Clerk to determine what utility companies have facilities in the area. Non-compliance with these directives can result in the enforcement of penalties.

NOTE: DO NOT DISTURB THE FOLLOWING FACILITIES LOCATED WITHIN THE PROJECT DISTURB LIMITS

AT&T - KY - Telephone

Columbia Gas of Kentucky - Natural Gas

Kentucky Utilities - Electric

The Contractor is fully responsible for protection of all utilities listed above

THE FOLLOWING FACILITY OWNERS ARE RELOCATING/ADJUSTING THEIR FACILITIES WITHIN THE PROJECT LIMITS AND WILL BE COMPLETE PRIOR TO CONSTRUCTION

Columbia Gas of Kentucky - Natural Gas – Expected completion date: May 31, 2022.

UTILITIES AND RAIL CERTIFICATION NOTE

<p>Mason County STPBRZ0903207 FD52 081 9264801U Mile point: 0.189 TO 0.197 ADDRESS DEFICIENCIES OF THE BRIDGE ON KENNEDY CREEK ROAD. (16CCN)(081C00009N) ITEM NUMBER: 09-8911.00</p>
--

THE FOLLOWING FACILITY OWNERS HAVE FACILITIES TO BE RELOCATED/ADJUSTED BY THE OWNER OR THEIR SUBCONTRACTOR AND IS TO BE COORDINATED WITH THE ROAD CONTRACT

Not Applicable

THE FOLLOWING FACILITY OWNERS HAVE FACILITIES TO BE RELOCATED/ADJUSTED BY THE ROAD CONTRACTOR AS INCLUDED IN THIS CONTRACT

Western Lewis-Rectorville Water and Gas District - Water

RAIL COMPANIES HAVE FACILITIES IN CONJUNCTION WITH THIS PROJECT AS NOTED

No Rail Involvement Rail Involved Rail Adjacent

UTILITIES AND RAIL CERTIFICATION NOTE

Mason County
STPBRZ0903207
FD52 081 9264801U
Mile point: 0.189 TO 0.197
ADDRESS DEFICIENCIES OF THE BRIDGE ON KENNEDY CREEK ROAD. (16CCN)(081C00009N)
ITEM NUMBER: 09-8911.00

AREA FACILITY OWNER CONTACT LIST

Facility Owner	Address	Contact Name	Phone	Email
Columbia Gas of Kentucky - Natural Gas	PO Box 14241 Lexington KY 40512	David Lemons	8592880249	DNLemons@nsource.com
AT&T - KY - Telephone	894 E. Main St. Ext. Georgetown KY 40324	Frank Ambrose	8597538377	fa2207@att.com
Kentucky Utilities - Electric	215 Wall Street Maysville KY 41056	Mathew Raymer	6065847823	mathew.raymer@lge-ku.com
Western Lewis-Rectorville Water and Gas District - Water	8044 KY 3161 Maysville KY 41056	Chad Clark	6067420014	wlrwaterandgas2@yahoo.com

GENERAL UTILITY NOTES AND INSTRUCTIONS APPLICABLE TO ALL UTILITY WORK MADE A PART OF THE ROAD CONSTRUCTION CONTRACT

The contractor should be aware the following utility notes and KYTC Utility Bid Item Descriptions shall supersede, replace and take precedence over any and all conflicting information that may be contained in utility owner supplied specifications contained in the contract, on plans supplied by the utility owner, or any utility owner specifications or information externally referenced in this contract.

Where information may have been omitted from these notes, bid item descriptions, utility owner supplied specifications or plans; the KYTC Standard Specifications for Road and Bridge Construction shall be referenced.

PROTECTION OF EXISTING UTILITIES

The existing utilities shown on the plans are shown as best known at the time the plans were developed and are to be used as a guide only by the Contractor. The Contractor shall use all means at his disposal to accurately locate all existing utilities, whether shown on the plans or not, prior to excavation. The contractor shall protect these utilities during construction. Any damage to existing utilities during construction that are shown or not shown on the plans shall be repaired at the Contractor's expense.

PREQUALIFIED UTILITY CONTRACTORS

Some utility owners may require contractors that perform relocation work on their respective facilities as a part of the road contract be prequalified or preapproved by the utility owner. **Utility contractors may be added via addendum if KYTC is instructed to do so by the utility owner. Potential contractors must seek prequalification from the utility owner. Any revisions must be sent from the utility owner to KYTC a minimum of one week prior to bid opening.** Those utility owners with a prequalification or preapproval requirement are as follows:

Western Lewis-Rectorville Water

G & W Construction 606-784-2396, Morehead KY

Tilton Excavating, LLC 606-782-5039, Mount Olivet KY

Frederick & May 606-743-4327, West Liberty, KY

The bidding contractor needs to review the above list and choose from the list of approved subcontractors at the end of these general notes as identified above before bidding. When the list of approved subcontractors is provided, only subcontractors shown on the following list(s) will be allowed to work on that utility as a part of this contract.

When the list of approved subcontractors for the utility work is not provided in these general notes, the utility work can be completed by the prime contractor. If the prime contractor chooses to subcontract the work, the subcontractor shall be prequalified with the KYTC Division of Construction Procurement in the work type of "Utilities" (I33). Those who would like to become prequalified may contact the Division of Construction Procurement at (502) 564-3500. Please note: it could take up to 30 calendar days for prequalification to be approved. The prequalification does not have to be approved prior to the bid, but must be approved before the subcontract will be approved by KYTC and the work can be performed.

CONTRACT ADMINISTRATION RELATIVE TO UTILITY WORK

All utility work is being performed as a part of a contract administered by KYTC; there is not a direct contract between the utility contractor and utility owner. The KYTC Section Engineer is ultimately responsible for the administration of the road contract and any utility work included in the contract.

SUBMITTALS AND CORRESPONDENCE

All submittals and correspondence of any kind relative to utility work included in the road contract shall be directed to the KYTC Section Engineer, a copy of which may also be supplied to the utility owner by the contractor to expedite handling of items like material approvals and shop drawings. All approvals and correspondence generated by the utility owner shall be directed to the KYTC Section Engineer. The KYTC Section Engineer will relay any approvals or correspondence to the utility contractor as appropriate. At no time shall any direct communication between the utility owner and utility contractor without the communication flowing through the KYTC Section Engineer be considered official and binding under the contract.

ENGINEER

Where the word "Engineer" appears in any utility owner specifications included in this proposal, utility owner specifications included as a part of this contract by reference or on the utility relocation plans, it shall be understood the "Engineer" is the Kentucky Transportation Cabinet (KYTC) Section Engineer or designated representative and the utility owner engineer or designated representative jointly. Both engineers must mutually agree upon all decisions made with regard to the utility construction. The Transportation Cabinet, Section Engineer shall make all final decisions in all disputes.

INSPECTOR OR RESIDENT PROJECT REPRESENTATIVE

Where the word “Inspector” or “Resident Project Representative” appears in the utility specifications included in this proposal, utility owner specifications included as a part of this contract by reference or on the utility relocation plans, it shall be understood the “Inspector” or “Resident Project Representative” is the utility owner inspector and KYTC inspector jointly. The Transportation Cabinet, Section Engineer shall make all final decisions in all disputes.

NOTICE TO UTILITY OWNERS OF THE START OF WORK

One month before construction is to start on a utility, the utility contractor shall make notice to the KYTC Section Engineer and the utility owner of when work on a utility is anticipated to start. The utility contractor shall again make confirmation notice to the KYTC Section Engineer and the utility owner one week before utility work is to actually start.

UTILITY SHUTDOWNS

The Contractor shall not shut down any active and in-service mains, utility lines or services for any reason unless specifically given permission to do so by the utility owner. The opening and closing of valves and operating of other active utility facilities for main, utility line or utility service shut downs are to be performed by the utility owner unless specific permission is given to the contractor by the owner to make shutdowns . If and when the utility owner gives the contractor permission to shutdown mains, utility lines or utility services, the contractor shall do so following the rules, procedures and regulations of the utility owner. Any permission given by the utility owner to the contractor to shutdown active and in-service mains, utility lines or services shall be communicated to the KYTC Section Engineer by the utility owner that such permission has been given.

Notice to customers of utility shutdowns is sometimes required to be performed by the utility contractor. The contractor may be required; but, is not limited to, making notice to utility customers in a certain minimum amount of time in advance of the shut down and by whatever means of communication specified by the utility owner. The means of communication to the customer may be; but is not limited to, a door hanger, notice by newspaper ad, telephone contact, or any combination of communication methods deemed necessary, customary and appropriate by the utility owner. The contractor should refer to the utility owner specifications for requirements on customer notice.

Any procedure the utility owner may require the contractor to perform by specification or plan note and any expense the contractor may incur to comply with the utility owner’s shut down procedure and notice to customers shall be considered an incidental expense to the utility construction.

CUSTOMER SERVICE AND LATERAL ABANDONMENTS When temporary or permanent abandonment of customer water, gas, or sewer services or laterals are necessary during relocation of utilities included in the contract, the utility contractor shall perform these abandonments as part of the contract as incidental work. No separate payment will be made for service line and lateral abandonments. The contractor shall provide all labor, equipment and materials to accomplish the temporary or permanent abandonment in accordance with the plans, specifications and/or as directed by the engineer. Abandonment may include, but is not limited to, digging down on a water or gas main at the tap to turn off the tap valve

or corporation stop and/or capping or plugging the tap, digging down on a sewer tap at the main and plugging or capping the tap, digging down on a service line or lateral at a location shown on the plans or agreeable to the engineer and capping or plugging, or performing any other work necessary to abandon the service or lateral to satisfactorily accomplish the final utility relocation.

STATIONS AND DISTANCES

All stations and distances, when indicated for utility placement in utility relocation plans or specifications, are approximate; therefore, some minor adjustment may have to be made during construction to fit actual field conditions. Any changes in excess of 6 inches of plan location shall be reviewed and approved jointly by the KYTC Section Engineer or designated representative and utility owner engineer or designated representative. Changes in location without prior approval shall be remedied by the contractor at his own expense if the unauthorized change creates an unacceptable conflict or condition.

RESTORATION

Temporary and permanent restoration of paved or stone areas due to utility construction shall be considered incidental to the utility work. No separate payment will be made for this work. Temporary restoration shall be as directed by the KYTC Section Engineer. Permanent restoration shall be “in-kind” as existing.

Restoration of seed and sod areas will be measured and paid under the appropriate seeding and sodding bid items established in the contract for roadway work.

BELOW ARE NOTES FOR WHEN “INST” ITEMS ARE IN THE CONTRACT MEANING THE UTILITY COMPANY IS PROVIDING CERTAIN MATERIALS FOR UTILITY RELOCATION

MATERIAL

Contrary to Utility Bid Item Descriptions, those bid items that have the text “**Inst**” at the end of the bid item will have the major components of the bid item provided by the utility owner. No direct payment will be made for the major material component(s) supplied by the utility company. All remaining materials required to construct the bid item as detailed in utility bid item descriptions, in utility specifications and utility plans that are made a part of this contract will be supplied by the contractor. The contractor’s bid price should reflect the difference in cost due to the provided materials.

The following utility owners have elected to provide the following materials for work under this contract:

No materials are being supplied by the utility owner(s). All materials are to be supplied by the contractor per bid item descriptions, utility specifications and utility plans

SECURITY OF SUPPLIED MATERIALS

If any utility materials are to be supplied by the utility owner, it will be the responsibility of the utility contractor to secure all utility owner supplied materials after delivery to the project site. The utility

contractor shall coordinate directly with the utility owner and their suppliers for delivery and security of the supplied materials. Any materials supplied by the utility owner and delivered to the construction site that are subsequently stolen, damaged or vandalized and deemed unusable shall be replaced with like materials at the contractor's expense.

Standard Water Bid Item Descriptions

W AIR RELEASE VALVE This bid item description shall apply to all air release valve installations of every size except those defined as “Special”. This item shall include the air release valve, main to valve connecting line or piping, manhole, vault, structure, access casting or doors, tapping the main, labor, equipment, excavation, proper backfill and restoration required to install the air release valve at the location shown on the plans or as directed in accordance with the specifications and standard drawings complete and ready for use. All air release/vacuum valves on a project shall be paid under one bid item regardless of size. No separate pay items will be established for size variations. Only in the case of the uniqueness of a particular air release valve would a separate bid item be established. Please refer to the Utility Company’s Specifications. If the Company does not have specifications, KYTC’s Specifications shall be referenced. This item shall be paid EACH (EA) when complete.

BOLLARDS This item is for payment for furnishing and installing protective guard posts at above ground utility installations. A bollard may consist of, but not limited to, a steel post set in concrete or any other substantial post material. This item shall include all labor, equipment, and materials needed for complete installation of the bollard as specified by the utility owner specifications and plans. If the Company does not have specifications, KYTC’s Specifications shall be referenced. This item shall be paid EACH (EA) when complete.

NOTE: A bid code for this item has been established in standard roadway bid items and shall be used for payment of this item. The bid code is 21341ND

W CAP EXISTING MAIN This item shall include the specified cap, concrete blocking and/or mechanical anchoring, labor, equipment, excavation, backfill, and restoration required to install the cap at the location shown on the plans or as directed in accordance with the specifications. This item is not to be paid on new main installations. This pay item is only to be paid to cap existing mains. Caps on new mains are incidental to the new main. Any and all caps on existing mains shall be paid under one bid item included in the contract regardless of size. No separate bid items will be established for size variations. Please refer to the Utility Company’s Specifications. If the Company does not have specifications, KYTC’s Specifications shall be referenced. This item shall be paid EACH (EA) when complete.

W DIRECTIONAL BORE Payment under this item is made whenever the plans or specifications specifically show directional boring is to be utilized in order to minimize the impact of open cut for the installation of water main under streets, creeks, and etc. Payment under this item shall include the specified bore pipe, labor, and equipment. No separate payment shall be made for bore pipe installed in the bore whether used as a carrier pipe or an encasement of a separate carrier pipe. This item shall also include pipe anchors at each end of the bore when specified to prevent the creep or contraction of the bore pipe. Carrier pipe installed within a bore pipe shall be paid separately under pipe items. Payment under this item shall not be size specific and no separate bid items will be established for size variations. The bore pipe sizes to be included under this item shall be as shown on the plans and/or in the specifications. Any and all directional bores in each contract shall be paid under one directional bore bid item included in the contract regardless of size. Please refer to the Utility Company’s Specifications. If the Company does not have specifications, KYTC’s Specifications shall be referenced. This item shall be paid LINEAR FEET (LF) when complete.

W ENCASUREMENT CONCRETE Includes all labor, equipment, excavation, concrete, reinforcing steel, backfill, restoration, and etc., to construct the concrete encasement of the water main as shown on the plans, and in accordance with the specifications and standard drawings. Payment under this item shall be in addition to the carrier pipe as paid under separate bid items. Carrier pipe is not included in this bid item. Any and all concrete encasement shall be paid under one bid item included in the contract regardless of the size of the carrier pipe or the volume of concrete or steel reinforcement as specified in the plans and specifications. No separate bid items will be established for size variations. Measurement of pay quantity shall be from end of concrete to end of concrete. Please refer to the Utility Company's Specifications. If the Company does not have specifications, KYTC's Specifications shall be referenced. This item shall be paid LINEAR FEET (LF) when complete.

W ENCASUREMENT STEEL BORED This item shall include the steel encasement pipe size as specified on the plans and in the specifications, casing spacers, end seals, labor, and equipment to bore and install the encasement in accordance with the plans and specifications, complete and ready for use. The size shall be the measured internal diameter of the encasement pipe. The sizes of encasement to be paid under the size ranges specified in the bid items shall be as follows:

- Range 1 = All encasement sizes greater than 2 inches to and including 6 inches
- Range 2 = All encasement sizes greater than 6 inches to and including 10 inches
- Range 3 = All encasement sizes greater than 10 inches to and including 14 inches
- Range 4 = All encasement sizes greater than 14 inches to and including 18 inches
- Range 5 = All encasement sizes greater than 18 inches to and including 24 inches
- Range 6 = All encasement sizes greater than 24 inches

(Encasement sizes of 2 inches internal diameter or less shall not be paid separately; but, shall be considered incidental to the carrier pipe.) Payment under this bid item shall not include the carrier pipe. Carrier pipe shall be paid under a separate bid item. Please refer to the Utility Company's Specifications. If the Company does not have specifications, KYTC's Specifications shall be referenced. This item shall be paid LINEAR FEET (LF) when complete.

W ENCASUREMENT STEEL OPEN CUT This item shall include the steel encasement pipe size as specified on the plans and in the specifications, casing spacers, end seals, labor, and equipment to open cut and install the encasement in accordance with the plans and specifications, complete and ready for use. The size shall be the measured internal diameter of the encasement pipe. The size encasement to be paid under the size ranges specified in the bid items shall be as follows:

- Range 1 = All encasement sizes greater than 2 inches to and including 6 inches
- Range 2 = All encasement sizes greater than 6 inches to and including 10 inches
- Range 3 = All encasement sizes greater than 10 inches to and including 14 inches
- Range 4 = All encasement sizes greater than 14 inches to and including 18 inches
- Range 5 = All encasement sizes greater than 18 inches to and including 24 inches
- Range 6 = All encasement sizes greater than 24 inches

(Encasement sizes of 2 inches internal diameter or less shall not be paid separately; but, shall be considered incidental to the carrier pipe.) Payment under this bid item shall not include the carrier pipe. Carrier pipe shall be paid under a separate bid item. Please refer to the Utility Company's Specifications. If the Company does not have specifications, KYTC's Specifications shall be referenced. This item shall be paid LINEAR FEET (LF) when complete.

W FIRE HYDRANT ADJUST Includes all labor, equipment, excavation, materials, and backfill to adjust the existing fire hydrant using the fire hydrant manufacturer's extension kit for adjustments of 18" or less. Adjustments greater than 18" require anchoring couplings and vertical bends to adjust to grade. The Contractor will supply and install all anchor couplings, bends, fire hydrant extension, concrete blocking, restoration, granular drainage material, etc, needed to adjust the fire hydrant complete and ready for use as shown on the plans, and in accordance with the specifications and standard drawings. This also includes allowing for the utility owner inspector to inspect the existing fire hydrant prior to adjusting, contractor returning unusable fire hydrants to the utility owner warehouse and picking up a replacement hydrant. No additional payment will be made for rock excavation. Please refer to the Utility Company's Specifications. If the Company does not have specifications, KYTC's Specifications shall be referenced. This item shall be paid EACH (EA) when complete and ready for use.

W FIRE HYDRANT ASSEMBLY Includes all labor, equipment, new fire hydrant, isolating valve and valve box, concrete pad around valve box (when specified in specifications or plans), piping, anchoring tee, anchoring couplings, fire hydrant extension, excavation, concrete blocking, granular drainage material, backfill, and restoration, to install a new fire hydrant assembly as indicated on plans and on standard drawings complete and ready for use. No additional payment will be made for rock excavation. Please refer to the Utility Company's Specifications. If the Company does not have specifications, KYTC's Specifications shall be referenced. This item shall be paid EACH (EA) when complete.

W FIRE HYDRANT RELOCATE This item includes all labor and equipment to remove the existing fire hydrant from its existing location and reinstalling at a new location. This item shall include a new isolating valve and valve box, concrete pad around valve box (when required in specifications or plans), new piping, new anchoring tee, anchoring couplings, fire hydrant extensions, concrete blocking, restoration, granular drainage material, excavation, and backfill as indicated on plans, specifications, and on standard drawings complete and ready for use. This item shall also include allowing for utility owner inspector to inspect the existing fire hydrant prior to reuse, contractor returning unusable fire hydrants to the utility owner warehouse and picking up a replacement hydrant for use, if the existing fire hydrant is determined unfit for reuse. No additional payment will be made for rock excavation. Please refer to the Utility Company's Specifications. If the Company does not have specifications, KYTC's Specifications shall be referenced. This item shall be paid EACH (EA) when complete.

W FIRE HYDRANT REMOVE This bid item includes removal of an abandoned fire hydrant, isolating valve, and valve box to the satisfaction of the engineer. The removed fire hydrant, isolating valve and valve box shall become the property of the contractor for his disposal as salvage or scrap. Please refer to the Utility Company's Specifications. If the Company does not have specifications, KYTC's Specifications shall be referenced. This item shall be paid EACH (EA) when complete.

W FLUSH HYDRANT ASSEMBLY This item shall include the flushing hydrant assembly, service line, tapping the main, labor, equipment, excavation, backfill, and restoration required to install the flush hydrant at the location shown on the plans and in accordance with the specifications and standard drawings, complete and ready for use. Please refer to the Utility Company's Specifications. If the Company does not have specifications, KYTC's Specifications shall be referenced. This item shall be paid EACH (EA) when complete.

W FLUSHING ASSEMBLY This item shall include the flushing device assembly, service line, meter box and lid, tapping the main, labor, equipment, excavation, backfill, and restoration required to install the

flushing device at the location shown on the plans and in accordance with the specifications and standard drawings, complete and ready for use. Please refer to the Utility Company's Specifications. If the Company does not have specifications, KYTC's Specifications shall be referenced. This item shall be paid EACH (EA) when complete.

W LEAK DETECTION METER This item is for payment for installation of a water meter at main valve locations where shown on the plans for detection of water main leaks. The meter shall be of the size and type specified in the plans or specifications. This item shall include all labor, equipment, meter, meter box or vault, connecting pipes between main and meter, main taps, tapping saddles, casting, yoke, and any other associated material needed for installation of a functioning water meter in accordance with the plans and specifications, complete and ready for use. No separate payment will be made under any other contract item for connecting pipe or main taps. Any and all leak detection meters shall be paid under one bid item included in the contract regardless of size. No separate bid items will be established for size variations. Please refer to the Utility Company's Specifications. If the Company does not have specifications, KYTC's Specifications shall be referenced. This item shall be paid EACH (EA) when complete and ready for use.

W LINE MARKER This item is for payment for furnishing and installing a water utility line marker as specified by the utility owner specifications and plans. A line marker may consist of a post or monument of whatever materials specified and shall include markings and/or signage on same as specified by plans or specifications. This item shall include all labor, equipment, and materials needed for complete installation of the marker. This item shall be paid EACH (EA) when complete.

W MAIN POINT RELOCATE This item is intended for payment for horizontal and/or vertical relocation of a short length of an existing main at the locations shown on the plans. This bid item is to be used to relocate an existing water main at point locations such as to clear a conflict at a proposed drainage structure, pipe or any other similar short relocation situation, and where the existing pipe material is to be reused. The contractor shall provide any additional pipe or fitting material needed to complete the work as shown on the plans and specifications. The materials provided shall be of the same type and specification as those that exist. Substitution of alternative materials shall be approved by the engineer in advance on a case by case basis. New polyethylene wrap is to be provided (if wrap exists or is specified in the specifications to be used). If it is necessary that the pipe be disassembled for relay, payment under this item shall also include replacement of joint gaskets as needed. Bedding and backfill shall be provided and performed the same as with any other pipe installation as detailed in the plans and specifications. Payment under this item shall be for each location requiring an existing main to be relocated horizontally or vertically regardless of pipe size or relocation length. No separate pay items will be established for pipe size variations or relocation segment length variations. Water Main Relocate shall not be paid on a linear feet basis; but, shall be Paid EACH (EA) at each location when complete and placed in service. Please refer to the Utility Company's Specifications. If the Company does not have specifications, KYTC's Specifications shall be referenced.

W METER This item is for payment for installation of all standard water meters of all sizes 2 inches ID or less as specified on the plans. This item shall include all labor, equipment, meter, meter box, casting, yoke, and any other associated material needed for installation of a functioning water meter in accordance with the plans and specifications, complete and ready for use. This item shall include connections to the new or existing water service line. Please refer to the Utility Company's Specifications. If the Company does not have specifications, KYTC's Specifications shall be referenced. This item shall be paid EACH (EA) when complete.

W METER ADJUST This item includes all labor, equipment, excavation, materials, backfill, restoration, and etc., to adjust the meter casting to finished grade (whatever size exists) at the location shown on the plans or as directed in accordance with the specifications and standard drawings complete and ready for use. Please refer to the Utility Company's Specifications. If the Company does not have specifications, KYTC's Specifications shall be referenced. This item shall be paid EACH (EA) when complete.

W METER RELOCATE This item includes all labor, equipment, excavation, additional fittings, disinfection, testing, restoration, and etc., to relocate the existing water meter (whatever size exists), meter yoke, meter box, casting, and etc., from its old location to the location shown on the plans or as directed, in accordance with the specifications and standard drawings complete and ready for use. The new service pipe (if required) will be paid under short side or long side service bid items. Any and all meter relocations of 2 inches or less shall be paid under one bid item included in the contract regardless of size. Each individual relocation shall be paid individually under this item; however, no separate bid items will be established for meter size variations of 2 inches ID or less. Please refer to the Utility Company's Specifications. If the Company does not have specifications, KYTC's Specifications shall be referenced. This item shall be paid EACH (EA) when complete.

W METER VAULT SIZE RANGE 1 OR 2 This item is for payment for installation of an underground structure for housing of a larger water meter, fittings, and valves as required by the plans and specifications. This item shall include all labor, equipment, excavation, concrete, manhole castings or access doors, the specified meter(s) valve(s), all piping, and fitting materials associated with installing a functioning meter and vault in accordance with the plans, standard drawings, and specifications, complete and ready for use. The size shall be the measured internal diameter of the meter and piping to be installed. The size meter vault to be paid under size 1 or 2 shall be as follows:

- Size Range 1 = All meter and piping sizes greater than 2 inches up to and including 6 inches
- Size Range 2 = All meter and piping sizes greater than 6 inches

This item shall be paid EACH (EA) when complete. Please refer to the Utility Company's Specifications. If the Company does not have specifications, KYTC's Specifications shall be referenced.

W METER/FIRE SERVICE COMBO VAULT This item is for payment for installation of an underground structure for housing of a water meter and fire service piping, fittings, and valves as required by the plans and specifications. This item shall include all labor, equipment, excavation, concrete, manhole castings or access doors, the specified meter(s), valve(s), all piping, and fitting materials associated with installing a functioning meter and fire service vault in accordance with the plans and specifications, complete and ready for use. Please refer to the Utility Company's Specifications. If the Company does not have specifications, KYTC's Specifications shall be referenced. This item shall be paid EACH (EA) when complete.

W METER WITH PRESSURE REDUCING VALVE (PRV) This item is for payment for installation of all standard water meters with pressure reducing valves (PRV) of all sizes 2 inches ID or less as specified on the plans. This item shall include all labor, equipment, meter, PRV, meter box, casting, yoke, and any other associated material needed for installation of a functioning water meter with PRV in accordance with the plans and specifications, complete and ready for use. This item shall include connections to the new or existing water service line. Please refer to the Utility Company's Specifications. If the Company does not have specifications, KYTC's Specifications shall be referenced.

This item shall be paid EACH (EA) when complete.

W PIPE This description shall apply to all PVC, ductile iron, and polyethylene/plastic pipe bid items of every size and type to be used as water main, except those bid items defined as “Special”. This item includes the pipe specified by the plans and specifications, all fittings (including, but not limited to, bends, tees, reducers, plugs, and caps), tracing wire with test boxes (if required by specification), polyethylene wrap (when specified), labor, equipment, excavation, bedding, restoration, testing, sanitizing, backfill, and etc., required to install the specified new pipe and new fittings at the locations shown on the plans, or as directed, in accordance with the specifications and standard drawings complete and ready for use. No additional payment will be made for rock excavation. This bid item includes material and placement of flowable fill under existing and proposed pavement, and wherever else specified on the plans or in the specifications. **This item shall include all temporary and permanent materials and equipment required to pressure test and sanitize mains including, but not limited to, pressurization pumps, hoses, tubing, gauges, main taps, saddles, temporary main end caps or plugs and blocking, main end taps for flushing, chlorine liquids or tablets for sanitizing, water for testing/sanitizing and flushing (when not supplied by the utility), chlorine neutralization equipment and materials, and any other items needed to accomplish pressure testing and sanitizing the main installation.** This item shall also include pipe anchors, at each end of polyethylene pipe runs when specified to prevent the creep or contraction of the pipe. Measurement of quantities under this item shall be through fittings, encasements, and directional bores (only when a separate carrier pipe is specified within the directional bore pipe). Measurements shall be further defined to be to the center of tie-in where new pipe contacts existing pipe at the center of connecting fittings, to the outside face of vault or structure walls, or to the point of main termination at dead ends. No separate payment will be made under pipe items when the directional bore pipe is the carrier pipe. Please refer to the Utility Company’s Specifications. If the Company does not have specifications, KYTC’s Specifications shall be referenced. This item shall be paid LINEAR FEET (LF) when complete.

W PLUG EXISTING MAIN This item shall include the specified plug, concrete blocking and/or anchoring, labor, equipment, excavation, backfill, and restoration required to install the plug in an existing in-service main that is to remain at the location shown on the plans or as directed in accordance with the specifications. Any and all plugs on all existing in-service mains shall be paid under one bid item included in the contract regardless of size. No separate bid items will be established for size variations. Please refer to the Utility Company’s Specifications. If the Company does not have specifications, KYTC’s Specifications shall be referenced. This item shall be paid EACH (EA) when complete.

NOTE: This utility bid item is not to be paid on new main installations or abandoned mains. This pay item is to plug existing in-service mains only. Plugs on new mains are incidental to the new main just like all other fittings.

NOTE: Plugging of existing abandon mains shall be performed and paid in accordance with Section 708.03.05 of KYTC Standard Specifications For Road And Bridge Construction and paid using Bid Code 01314 Plug Pipe.

W PRESSURE REDUCING VALVE This description shall apply to all pressure reducing valves (PRV) of every size required in the plans and specifications except those bid items defined as “Special”. Payment under this description is to be for PRVs being installed with new main. This item includes the PRV as specified in the plans and specifications, polyethylene wrap (if required by specification), labor, equipment, excavation, anchoring (if any), pit or vault, backfill, restoration, testing, disinfection, and etc., required to install the specified PRV at the location shown on the plans in accordance with the specifications and standard drawings complete and ready for use. If required on plans and/or proposed adjoining DIP is restrained, PRVs shall be restrained. PRV restraint shall be considered incidental to the

PRV and adjoining pipe. Please refer to the Utility Company's Specifications. If the Company does not have specifications, KYTC's Specifications shall be referenced. This item shall be paid EACH (EA) when complete.

W PUMP STATION This item is for payment for installation of pumps and an above or below ground structure for housing of the pumps. This item shall include all pumps, piping, fittings, valves, electrical components, building materials, concrete, any other appurtenances, labor, equipment, excavation, and backfill, to complete the pump station installation as required by the plans, standard drawings, and specifications, complete and ready for use. Please refer to the Utility Company's Specifications. If the Company does not have specifications, KYTC's Specifications shall be referenced. This item shall be paid LUMP SUM (LS) when complete.

W REMOVE TRANSITE (AC) PIPE This item shall include all labor, equipment, and materials needed for removal and disposal of the pipe as hazardous material. All work shall be performed by trained and certified personnel in accordance with all environmental laws and regulations. Any and all transite AC pipe removed shall be paid under one bid item included in the contract regardless of size. No separate bid items will be established for size variations. Please refer to the Utility Company's Specifications. If the Company does not have specifications, KYTC's Specifications shall be referenced. This item shall be paid LINEAR FEET (LF) when complete.

W SERVICE LONG SIDE This bid item description shall apply to all service line installations of every size bid up to and including 2 inch inside diameter, except those service bid items defined as "Special". This item includes the specified piping material, main tap, tapping saddle (if required), and corporation stop materials, coupling for connecting the new piping to the surviving existing piping, encasement of 2 inches or less internal diameter (if required by plan or specification), labor, equipment, excavation, backfill, testing, disinfection, and restoration, at the locations shown on the plans or as directed, in accordance with the specifications and standard drawings, complete and ready for use. This bid item is to pay for service installations where the ends of the service connection are on opposite sides of the public roadway and the service line crosses the centerline of the public roadway as shown on the plans. The length of the service line is not to be specified. Payment under this item shall not be restricted by a minimum or maximum length. The contractor shall draw his own conclusions as to the length of piping that may be needed. Payment under this item shall include boring, jacking, or excavating across the public roadway for placement. Placement of a service across a private residential or commercial entrance alone shall not be reason to make payment under this item. Private or commercial entrances shall not be considered a public roadway in defining payment under this item. This pay item does not include installation or relocation of meters. Meters will be paid separately. No additional payment will be made for rock excavation or for special bedding required in rock excavation. Please refer to the Utility Company's Specifications. If the Company does not have specifications, KYTC's Specifications shall be referenced. This item shall be paid EACH (EA) when complete.

W SERVICE SHORT SIDE This bid item description shall apply to all service line installations of every size up to and including 2 inch internal diameter, except those service bid items defined as "Special". This item includes installation of the specified piping material of the size specified on plans, encasement of 2 inches or less internal diameter (if required by plan or specification), main tap, tapping saddle (if required), corporation stop, coupling for connecting the new piping to the surviving existing piping, labor, equipment, excavation, backfill, testing, disinfection, and restoration, at the locations shown on the plans or as directed, in accordance with the specifications and standard drawings, complete and

ready for use. This bid item is to pay for service installations where both ends of the service connection are on the same side of the public roadway, or when an existing service crossing a public roadway will remain and is being extended, reconnected, or relocated with all work on one side of the public roadway centerline as shown on the plans. The length of the service line is not to be specified and shall not be restricted to any minimum or maximum length. Payment shall be made under this item even if the service crosses a private residential or commercial entrance; but, not a public roadway. Private or commercial entrances shall not be considered a public roadway in defining payment under this item. The contractor shall draw his own conclusions as to the length of piping that may be needed. This pay item does not include installation or relocation of meters. Meters will be paid separately. No additional payment will be made for rock excavation or for bedding required in rock excavation. Please refer to the Utility Company's Specifications. If the Company does not have specifications, KYTC's Specifications shall be referenced. This item shall be paid EACH (EA) when complete.

W SERVICE RELOCATE This item is for the relocation of an existing water service line where a meter is not involved, and where an existing service line can easily be adjusted by excavating alongside and moving the line horizontally and/or vertically a short distance without cutting the service line to avoid conflicts with road construction. This item shall include excavation, labor, equipment, bedding, and backfill to relocate the line in accordance with the plans and specifications complete and ready for use. Payment under this item shall be for each location requiring relocation. Payment shall be made under this item regardless of service size or relocation length. No separate pay items will be established for size or length variation. Please refer to the Utility Company's Specifications. If the Company does not have specifications, KYTC's Specifications shall be referenced. This item shall be paid EACH (EA) when complete.

W STRUCTURE ABANDONMENT This item is to be used to pay for abandonment of larger above or below ground water structures such as meter vaults, fire pits, pump stations, tanks, and etc. Payment under this item shall not be limited to size or scope; however structures with connecting pipes of 2 inches or less shall not be paid under this item; but, shall be considered incidental to water construction, (i.e., abandonment of standard water meters up to and including 2 inches would not be paid under this item). Payment under this item shall include all labor, equipment, and compacted fill or flowable fill for abandonment of the structure in place and restoration complete. No separate bid items will be established for size or structure variations. Please refer to the Utility Company's Specifications. If the Company does not have specifications, KYTC's Specifications shall be referenced. This item shall be paid EACH (EA) when complete.

W STRUCTURE REMOVAL This item is to be used to pay for removal of larger above or below ground water structures such as meter vaults, fire pits, pump stations, tanks, and etc. Payment under this item shall not be limited to size or scope; however structures with connecting pipes of 2 inches or less shall not be paid under this item; but, shall be considered incidental to water construction, (i.e., removal of standard water meters up to and including 2 inches would not be paid under this item). Payment under this item shall include all labor, equipment, and compacted backfill for removal of the structure and restoration complete. No separate bid items will be established for size or structure variations. Please refer to the Utility Company's Specifications. If the Company does not have specifications, KYTC's Specifications shall be referenced. This item shall be paid EACH (EA) when complete.

W TAPPING SLEVE AND VALVE SIZE 1 OR 2 This item shall include the specified tapping sleeve, valve, valve box, concrete pad around valve box (when required in specifications or plans), labor, and equipment to install the specified tapping sleeve and valve, complete and ready for use in accordance with

the plans and specifications. The size shall be the measured internal diameter of the live pipe to be tapped. The size tapping sleeve and valve to be paid under sizes 1 or 2 shall be as follows:

Size 1 = All live tapped main sizes up to and including 8 inches

Size 2 = All live tapped main sizes greater than 8 inches

Please refer to the Utility Company's Specifications. If the Company does not have specifications, KYTC's Specifications shall be referenced. This item shall be paid EACH (EA) when complete.

W TIE-IN This bid description shall be used for all main tie-in bid items of every size except those defined as "Special". This item includes all labor, equipment, excavation, fittings, sleeves, reducers, couplings, blocking, anchoring, restoration, disinfection, testing and backfill required to make the water main tie-in as shown on the plans, and in accordance with the specifications complete and ready for use. Pipe for tie-ins shall be paid under separate bid items. This item shall be paid EACH (EA) when complete.

W VALVE This description shall apply to all valves of every size required in the plans and specifications except those bid items defined as "Special". Payment under this description is to be for gate or butterfly valves being installed with new main. This item includes the valve as specified in the plans and specifications, polyethylene wrap (if required by specification), labor, equipment, excavation, anchoring (if any), valve box and valve stem extensions, backfill, concrete pad around valve box (if required by specification), restoration, testing, disinfection, and etc., required to install the specified valve at the location shown on the plans in accordance with the specifications and standard drawings complete and ready for use. If required on plans and/or proposed adjoining DIP is restrained, valves shall be restrained. Valve restraint shall be considered incidental to the valve and adjoining pipe. This description does not apply to cut-in valves. Please refer to the Utility Company's Specifications. If the Company does not have specifications, KYTC's Specifications shall be referenced. This item shall be paid EACH (EA) when complete.

W VALVE ANCHOR EXISTING This bid item is intended to pay for installation of restraint hardware on an existing valve where no restraint exists to hold the valve in place to facilitate tie-ins and other procedures where restraint is prudent. This work shall be performed in accordance with water specifications and plans. This bid item shall include all labor equipment, excavation, materials and backfill to complete restraint of the designated valve, regardless of size, at the location shown on the plans, complete and ready for use. Materials to be provided may include, but is not limited to, retainer glands, lugs, threaded rod, concrete, reinforcing steel or any other material needed to complete the restraint. Should the associated valve box require removal to complete the restraint, the contractor shall reinstall the existing valve box, the cost of which shall be considered incidental to this bid item. No separate bid items are being provided for size variations. All sizes shall be paid under one bid item. Please refer to the Utility Company's Specifications. If the Company does not have specifications, KYTC's Specifications shall be referenced. This item shall be paid EACH (EA) when complete.

W VALVE BOX ADJUST Includes all labor, equipment, valve box and valve stem extensions (if required), excavation, backfill, concrete pad around valve box (when specified in specifications or plans), restoration, and etc., to adjust the top of the box to finished grade complete and ready for use. Please refer to the Utility Company's Specifications. If the Company does not have specifications, KYTC's Specifications shall be referenced. This item shall be paid EACH (EA) when complete.

W VALVE CUT-IN This bid description is for new cut-in valve installations of all sizes where installation is accomplished by cutting out a section of existing main. This item shall include cutting the existing pipe, supplying the specified valve, couplings or sleeves, valve box, concrete pad around valve box (when required in specifications or plans), labor, equipment, and materials to install the valve at the locations shown on the plans, or as directed by the engineer, complete and ready for use. Any pipe required for installation shall be cut from that pipe removed or supplied new by the contractor. No separate payment will be made for pipe required for cut-in valve installation. Please refer to the Utility Company's Specifications. If the Company does not have specifications, KYTC's Specifications shall be referenced. This item shall be paid EACH (EA) when complete.

W VALVE VAULT This item is for payment for installation of an underground structure for housing of specific valve(s) as required by the plans and specifications. This item shall include all labor, equipment, excavation, concrete, manhole castings or doors, the specified valve(s), all piping, and fitting materials associated with installing a functioning valve vault in accordance with the plans, standard drawing, and specifications, complete and ready for use. Please refer to the Utility Company's Specifications. If the Company does not have specifications, KYTC's Specifications shall be referenced. This item shall be paid EACH (EA) when complete.

TECHNICAL SPECIFICATIONS
FOR
KENNEDY CREEK ROAD WATER LINE RELOCATION
WESTERN LEWIS-RECTORVILLE
WATER AND GAS DISTRICT
MASON COUNTY, KENTUCKY

MARCH 2022

HMB #4332.00



3 HMB Circle, US 460
Frankfort, KY 40601
(502) 695-9800

TABLE OF CONTENTS

1.	Special Conditions	SC-1 to SC-3
2	Technical Specifications	

DIVISION 1 - GENERAL REQUIREMENTS

Section	01016	Occupancy.....	01016-1
	01041	Project Coordination	01041-1
	01055	Construction Staking.....	01055-1 to 01055-2
	01340	Shop Drawings, Product Data and Samples	01340-1 to 01340-8

DIVISION 2 - SITE WORK

Section	02010	Subsurface Conditions	02010-1
	02255	Crushed Stone and Dense Grade Aggregate.....	02255-1 to 02255-2
	02665	Water Mains and Accessories.....	02665-1 to 02665-25
	02670	Tracer Wire	02670-1 to 02670-5
	02933	Seeding.....	02933-1 to 02933-5
	02957	Erosion Control and Stabilization.....	02957-1 to 02957-3

SPECIAL CONDITIONS

1. PROJECT CONSTRUCTION OBSERVATION

The construction observation services shall be provided by the ENGINEER. The Observer shall be on the project as much as possible; however, due to meetings, etc. there may be times when he is not with the crew. Therefore, the CONTRACTOR shall not backfill any main lines and/or appurtenances, structures or other installed infrastructure until the Observer has seen and accepted the work for payment.

Any work backfilled without the Observer's knowledge and consent shall not be allowed for payment to the CONTRACTOR and shall be uncovered for inspection at no additional cost to the OWNER or ENGINEER.

2. UNCLASSIFIED EXCAVATION

All excavation is unclassified. No extra payment will be allowed for rock excavation of any kind. It is the CONTRACTOR's responsibility to make any additional investigations to determine depth, location or competency of rock within the project area.

3. CONFLICTING SECTIONS/STATEMENTS IN CONTRACT DOCUMENTS

a. General

It shall be noted that if any provisions in these Contract Documents is in conflict and/or is inconsistent with any other section or provisions, then the most stringent shall apply per the interpretation of the ENGINEER and/or OWNER.

4. FEDERAL/STATE/LOCAL REGULATIONS

The CONTRACTOR shall abide by all local and state laws or ordinances to the extent that such requirements do not conflict with federal laws or regulations. Compliance with any and all applicable laws and/or regulations is strictly the CONTRACTOR's responsibility.

5. SILTATION AND SOIL EROSION

The CONTRACTOR shall make every effort during construction to minimize siltation and soil erosion and comply with all local and state codes that pertain to this project. Any applicable permits shall be the CONTRACTOR's responsibility to obtain, at no additional cost to the OWNER.

6. ROUGH CLEAN UP

- a. Rough clean up shall be performed on a daily basis concurring with the daily rate of production for pay items, amounts and/or quantities listed in the schedule of values and/or Bid Schedule.
- b. The CONTRACTOR is to provide sufficient labor and equipment for clean up as to not impede production schedules.
- c. Rough clean up shall be defined as follows:
 1. All open ditches shall be backfilled on a daily basis.
 2. Debris (rocks, roots, timber, etc.) shall be removed from the job site on a daily basis. This material may be stockpiled with the consent of the OWNER and the ENGINEER in designated locations. Any such locations shall be arranged by the CONTRACTOR with the written consent of the property owner.
 3. Remaining backfill material (soil) shall be windrowed back on top of the ditch line, compacted and leveled giving consideration for settlement.
- d. At the direction of the ENGINEER, OWNER, or their appointed representatives, the CONTRACTOR shall readdress areas if identified as not being adequate in the initial rough clean up process.

7. QUANTITIES OF MATERIALS

The quantities of materials listed on the Bid Schedule are estimates only and are subject to changes in the field. The CONTRACTOR shall verify these quantities before ordering materials. In the event of an under run or over run of materials, the CONTRACTOR shall be responsible for any shipping and/or restocking fees.

8. DISPOSAL OF TRENCH WATER

The CONTRACTOR shall not dispose of any trench water by allowing it to enter any sanitary sewer system without first obtaining written permission to do so from the owner of said system. Documentation of written permission must be provided to the ENGINEER and OWNER.

9. RECORD DRAWINGS

The CONTRACTOR shall maintain a set of plans with current mark ups showing any changes made in the field to the location, orientation, etc. of any element of the project during construction. This set of plans shall be provided to the ENGINEER at the conclusion of the project and shall be used by the ENGINEER in developing the most accurate set of construction Record Drawings possible for the OWNER. Upon request by the CONTRACTOR, the set of plans shall be returned.

10. CASING PIPE SURVEY REQUIREMENTS

The CONTRACTOR shall provide a licensed land surveyor in the State of Kentucky to determine the horizontal and vertical location of all casing pipes under State and Federal highways on projects involving Kentucky Transportation Cabinet Utility Relocations. This information shall be provided to the ENGINEER along with the CONTRACTOR's field mark ups of the drawings to assist in the development of accurate Record Drawings.

11. CONTRACTOR SURVEY REQUIREMENTS

At the conclusion of a project, the CONTRACTOR shall provide the ENGINEER with electronic survey data from a licensed Professional Land Surveyor in the state of Kentucky. The provided data shall include horizontal and elevation data for the rim, invert and any other penetrations of all structures involved in the project. The data shall also include horizontal data for water lines, gas lines, water valves, gas valves, hydrants, meters, casing pipes and any other items that would be deemed relevant by the ENGINEER. The data shall be in a format and coordinate system stipulated by the ENGINEER and shall be provided to the ENGINEER prior to final payment to the CONTRACTOR.

12. PIPELINE TESTING

CONTRACTOR shall pressure test sections of water line or force main no greater than 3,500 feet in length. Gravity sewers shall be tested in sections between manholes.

Water main shall be tested in accordance with the pressures listed in the table below and the contents of the technical specifications.

<u>Pipe Classification</u>	<u>Test Pressure</u>
PVC SDR-21, Cl. 200	185 psi
PVC SDR-17, Cl. 250	215 psi
PVC C-900 DR14, Cl. 200	250 psi
Ductile Iron, Cl. 350	350 psi

SECTION 01016

Occupancy

PART 1 GENERAL

1.1 PARTIAL OCCUPANCY BY OWNER

Whenever, in the opinion of the OWNER, any section or portion of the Work or any structure is in suitable condition, it may be put into use upon the written order of the OWNER and such usage will not be held in any way as an acceptance of said Work or structure, or any part thereof, or as a waiver of any of the provisions of these Specifications and the Contract. Pending final completion and acceptance of the Work, all necessary repairs and replacements, due to defective materials or workmanship or operations of the CONTRACTOR, for any section of the Work so put into use shall be performed by the CONTRACTOR at CONTRACTOR'S own expense.

END OF SECTION

SECTION 01041
Project Coordination

PART 1 GENERAL

1.1 SCOPE

- A. Management of the Project shall be through the use of a logical method of construction planning, inspection, scheduling and cost value documentation.
- B. The work under this Section includes all surface and subsurface condition inspections and coordination by the CONTRACTOR necessary for the proper and complete performance of the Work.
- C. This Section applies to the work of every division and every section of these Specifications.

1.2 SITE CONDITIONS

- A. Inspection
 - 1. Prior to performing any work under a section, the CONTRACTOR shall carefully inspect the installed work of other trades and verify that all such work is complete to the point where the work under that section may properly commence.
 - 2. The CONTRACTOR shall verify that all materials, equipment and products to be installed under a section may be installed in strict accordance with the original design and pertinent reviewed shop drawings.
- B. Discrepancies
 - 1. In the event of discrepancy, immediately notify the ENGINEER.
 - 2. Do not proceed with construction in areas of discrepancy until all such discrepancies have been fully resolved.

1.3 COORDINATION

- A. Carefully coordinate work with all other trades and subcontractors to insure proper and adequate interface of the work of other trades and subcontractors with the work of every section of these Specifications.
- B. The CONTRACTOR shall coordinate operations with all utility companies in or adjacent to the area of CONTRACTOR's work. The CONTRACTOR shall require said utilities to identify in the field their property and provide drawings as necessary to locate them.

END OF SECTION

SECTION 01055 **Construction Staking**

PART 1 GENERAL

1.1 SCOPE

- A. Construction staking shall include all the surveying work required to layout the Work and control the location of the finished construction. The full responsibility for holding to alignment and grade shall rest upon the CONTRACTOR. All work under this Contract shall be constructed in accordance with the lines and grades on the Drawings or as given by the ENGINEER or OWNER.
- B. The OWNER will provide one bench mark and a baseline adjacent to the work site. The CONTRACTOR shall be responsible for setting offsets from these points and all other layout, staking and all other surveying required for the Work.
- C. The CONTRACTOR shall safeguard all points, stakes, grade marks, bench marks and monuments established on the Work, shall bear the cost of re-establishing same if disturbed and shall assume the entire expense of rectifying work improperly constructed due to failure to maintain and protect such established points, stakes and marks.
- D. Measurement of quantities for payment purposes which are different from drawing dimensions is included in this work.

1.2 QUALITY ASSURANCE

- A. The CONTRACTOR shall furnish documentation prepared by a surveyor currently registered in the State of Kentucky confirming that staking is being done to the lines and grades shown in the Contract Documents. This requires that the CONTRACTOR hire, at the CONTRACTOR's own expense, a currently registered surveyor, acceptable to the OWNER, to provide ongoing confirmation of construction staking.
- B. Any deviations from the Drawings shall be confirmed by the ENGINEER prior to construction.

PART 2 PRODUCTS

2.1 EQUIPMENT

The CONTRACTOR shall furnish and use surveying equipment and supplies maintained in good working order.

01055-2

Construction Staking

PART 3 EXECUTION

3.1 FINAL GRADES

Any variance with plan grades shall be identified by the surveyor and confirmed by the ENGINEER prior to installation of any improvements.

3.2 UTILITIES

- A. Staking of utilities shall be done in accordance with generally accepted practice for the type of utility involved and as specified elsewhere in these Specifications.

END OF SECTION

SECTION 01340

Shop Drawings, Product Data and Samples

PART 1 GENERAL

1.1 SCOPE

- A. The work under this Section includes submittal to the ENGINEER of shop drawings, product data and samples required by the various sections of these Specifications.
- B. Submittal Contents: The submittal contents required are specified in each section.
- C. The following forms shall be used for all major components of the work:
 - 1. Typical Maintenance Summary Form
 - 2. Notice of Start of Manufacturing
 - 3. Notice of Shipment of Equipment
 - 4. Notice of Schedule Impact

The forms are included at the back of this section.

- D. Definitions: Submittals are categorized as follows:
 - 1. Shop Drawings
 - a. Shop drawings shall include technical data, drawings, diagrams, procedure and methodology, performance curves, schedules, templates, patterns, test reports, calculations, instructions, measurements and similar information as applicable to the specific item for which the shop drawing is prepared.
 - b. Provide newly-prepared information, on reproducible sheets, with graphic information at accurate scale (except as otherwise indicated) or appropriate number of prints hereof, with name or preparer (firm name) indicated. The Contract Drawings shall not be traced or reproduced by any method for use as or in lieu of detail shop drawings. Show dimensions and note which are based on field measurement. Identify materials and products in the work shown. Indicate compliance with standards and special coordination requirements. Do not allow shop drawing copies without appropriate final "Action" markings by the ENGINEER to be used in connection with the Work.
 - c. Drawings shall be presented in a clear and thorough manner. Details shall be identified by reference to sheet and detail, specification section, schedule or room numbers shown on the Contract Drawings.

01340-2

Shop Drawings, Product Data and Samples

- d. Minimum assembly drawings sheet size shall be 24 x 36-inches.
 - e. Minimum detail sheet size shall be 8-1/2 x 11-inches.
 - f. Minimum Scale:
 - (1) Assembly Drawings Sheet, Scale: 1-inch = 30 feet.
 - (2) Detail Sheet, Scale: 1/4-inch = 1 foot.
2. Product Data
- a. Product data includes standard printed information on materials, products and systems, not specially prepared for this Project, other than the designation of selections from among available choices printed therein.
 - b. Collect required data into one submittal for each unit of work or system, and mark each copy to show which choices and options are applicable to the Project. Include manufacturer's standard printed recommendations for application and use, compliance with standards, application of labels and seals, notation of field measurements which have been checked and special coordination requirements.
3. Samples
- a. Samples include both fabricated and un-fabricated physical examples of materials, products and units of work, both as complete units and as smaller portions of units of work, either for limited visual inspection or, where indicated, for more detailed testing and analysis.
 - b. Provide units identical with final condition of proposed materials or products for the work. Include "range" samples, not less than three units, where unavoidable variations must be expected, and describe or identify variations between units of each set. Provide full set of optional samples where the ENGINEER'S selection is required. Prepare samples to match the ENGINEER'S sample where indicated. Include information with each sample to show generic description, source or product name and manufacturer, limitations and compliance with standards. Samples are submitted for review and confirmation of color, pattern, texture and "kind" by the ENGINEER. ENGINEER will note "test" samples, except as otherwise indicated, for other requirements, which are the exclusive responsibility of the CONTRACTOR.
4. Miscellaneous submittals related directly to the Work (non-administrative) include warranties, maintenance agreements, workmanship bonds, project photographs, survey data and reports, physical work records, statements of applicability, quality testing and certifying reports, copies of industry standards, record drawings, field measurement data, operating and maintenance

01340-3

Shop Drawings, Product Data and Samples

materials, overrun stock, security/protection/safety keys and similar information, devices and materials applicable to the Work but not processed as shop drawings, product data or samples.

1.2 SPECIFIC CATEGORY REQUIREMENTS

- A. General: Except as otherwise indicated in the individual work sections, comply with general requirements specified herein for each indicated category of submittal. Submittals shall contain:
1. The date of submittal and the dates of any previous submittals.
 2. The Project title.
 3. Numerical submittal numbers, starting with 1.0, 2.0, etc. Revisions to be numbered 1.1, 1.2, etc.
 4. The Names of:
 - a. Contractor
 - b. Supplier
 - c. Manufacturer
 5. Identification of the product, with the Specification section number, permanent equipment tag numbers and applicable Drawing No.
 6. Field dimensions, clearly identified as such.
 7. Relation to adjacent or critical features of the Work or materials.
 8. Applicable standards, such as ASTM or Federal Specification numbers.
 9. Notification to the ENGINEER in writing, at time of submissions, of any deviations on the submittals from requirements of the Contract Documents.
 10. Identification of revisions on resubmittals.
 11. An 8 x 3-inch blank space for CONTRACTOR and ENGINEER stamps.
 12. CONTRACTOR'S stamp, initialed or signed, certifying to review of submittal, verification of products, field measurements and field construction criteria and coordination of the information within the submittal with requirements of the Work and of Contract Documents.
 13. Submittal sheets or drawings showing more than the particular item under consideration shall have all but the pertinent description of the item for which

01340-4

Shop Drawings, Product Data and Samples

review is requested crossed out.

1.3 ROUTING OF SUBMITTALS

- A. Submittals and routine correspondence shall be routed as follows:
1. Supplier to CONTRACTOR (through representative if applicable)
 2. CONTRACTOR to ENGINEER
 3. ENGINEER to CONTRACTOR and OWNER
 4. CONTRACTOR to Supplier

1.4 ADDRESS FOR COMMUNICATIONS

Engineer: HMB Professional Engineers, Inc.
3 HMB Circle
Frankfort, KY 40601
OFFICE (502) 695-9800
FAX (502) 695-9810

PART 2 PRODUCTS

2.1 SHOP DRAWINGS

- A. Unless otherwise specifically directed by the ENGINEER, make all shop drawings accurately to a scale sufficiently large to show all pertinent features of the item and its method of connection to the Work.
- B. Submit all shop assembly drawings, larger than 11 x 17-inches, in the form of one reproducible transparency with two opaque prints or blueines.
- C. Submit all shop drawings, 11 x 17-inches and smaller, in the form of six opaque prints or blueines.
- D. One reproducible for all submittals larger than 11 x 17-inches and no more than three prints of other submittals will be returned to the CONTRACTOR.

2.2 MANUFACTURER'S LITERATURE

- A. Where content of submitted literature from manufacturers includes data not pertinent to this submittal, clearly indicate which portion of the contents is being submitted for the ENGINEER'S review.
- B. Submit the number of copies which are required to be returned (not to exceed three)

01340-5

Shop Drawings, Product Data and Samples

plus three copies which will be retained by the ENGINEER.

2.3 SAMPLES

- A. Samples shall illustrate materials, equipment or workmanship and established standards by which completed work is judged.
- B. Unless otherwise specifically directed by the ENGINEER, all samples shall be of the precise article proposed to be furnished.
- C. Submit all samples in the quantity which is required to be returned plus one sample which will be retained by the ENGINEER.

2.4 COLORS

- A. Unless the precise color and pattern is specifically described in the Contract Documents, wherever a choice of color or pattern is available in a specified product, submit accurate color charts and pattern charts to the ENGINEER for review and selection.
- B. Unless all available colors and patterns have identical costs and identical wearing capabilities, and are identically suited to the installation, completely describe the relative costs and capabilities of each.

PART 3 EXECUTION

3.1 CONTRACTOR'S COORDINATION OF SUBMITTALS

- A. Prior to submittal for the ENGINEER'S review, the CONTRACTOR shall use all means necessary to fully coordinate all material, including the following procedures:
 - 1. Determine and verify all field dimensions and conditions, catalog numbers and similar data.
 - 2. Coordinate as required with all trades and all public agencies involved.
 - 3. Submit a written statement of review and compliance with the requirements of all applicable technical Specifications as well as the requirements of this Section.
 - 4. Clearly indicate in a letter or memorandum on the manufacturer's or fabricator's letterhead, **all deviations** from the Contract Documents.
- B. Each and every copy of the shop drawings and data shall bear the CONTRACTOR'S stamp showing that they have been so checked. Shop drawings submitted to the ENGINEER without the CONTRACTOR'S stamp will be returned to the

01340-6

Shop Drawings, Product Data and Samples

CONTRACTOR for conformance with this requirement.

- C. The Owner may backcharge the CONTRACTOR for costs associated with having to review a particular shop drawing, product data or sample more than two times to receive a "No Exceptions Taken" mark.
- D. Grouping of Submittals
 - 1. Unless otherwise specifically permitted by the ENGINEER, make all submittals in groups containing all associated items.
 - 2. No review will be given to partial submittals of shop drawings for items which interconnect and/or are interdependent. It is the CONTRACTOR'S responsibility to assemble the shop drawings for all such interconnecting and/or interdependent items, check them and then make one submittal to the ENGINEER along with CONTRACTOR'S comments as to compliance, non-compliance or features requiring special attention.
- E. Schedule of Submittals: Within 30 days of Contract award and prior to any shop drawing submittal, the CONTRACTOR shall submit a schedule showing the estimated date of submittal and the desired approval date for each shop drawing anticipated. A reasonable period shall be scheduled for review and comments. Time lost due to unacceptable submittals shall be the CONTRACTOR'S responsibility and some time allowance for resubmittal shall be provided. The schedule shall provide for submittal of items which relate to one another to be submitted concurrently.

3.2 TIMING OF SUBMITTALS

- A. Make all submittals far enough in advance of scheduled dates for installation to provide all required time for reviews, for securing necessary approvals, for possible revision and resubmittal, and for placing orders and securing delivery.
- B. In scheduling, allow sufficient time for the ENGINEER'S review following the receipt of the submittal.

3.3 REVIEWED SHOP DRAWINGS

- A. ENGINEER Review
 - 1. Allow a minimum of 14 days for the ENGINEER'S initial processing of each submittal requiring review and response, except allow longer periods where processing must be delayed for coordination with subsequent submittals. The ENGINEER will advise the CONTRACTOR promptly when it is determined that a submittal being processed must be delayed for coordination. Allow a minimum of two weeks for reprocessing each submittal. Advise the ENGINEER on each submittal as to whether processing time is critical to progress of the Work, and therefore the Work would be expedited if processing time could be foreshortened.

01340-7

Shop Drawings, Product Data and Samples

2. Acceptable submittals will be marked "No Exceptions Taken". A minimum of three copies will be retained by the ENGINEER for ENGINEER'S and the OWNER'S use and the remaining copies will be returned to the CONTRACTOR.
 3. Submittals requiring minor corrections before the product is acceptable will be marked "Make Corrections Noted". The CONTRACTOR may order, fabricate and ship the items included in the submittals, provided the indicated corrections are made. Drawings must be resubmitted for review and marked "No Exceptions Taken" prior to installation or use of products.
 4. Submittals marked "Amend and Resubmit" must be revised to reflect required changes and the initial review procedure repeated.
 5. The "Rejected - See Remarks" notation is used to indicate products which are not acceptable. Upon return of a submittal so marked, the CONTRACTOR shall repeat the initial review procedure utilizing acceptable products.
 6. Only two copies of items marked "Amend and Resubmit" and "Rejected - See Remarks" will be reviewed and marked. One copy will be retained by the ENGINEER and the other copy with all remaining unmarked copies will be returned to the CONTRACTOR for resubmittal.
- B. No work or products shall be installed without a drawing or submittal bearing the "No Exceptions Taken" notation. The CONTRACTOR shall maintain at the job site a complete set of shop drawings bearing the ENGINEER'S stamp.
- C. Substitutions: In the event the CONTRACTOR obtains the ENGINEER'S approval for the use of products other than those which are listed first in the Contract Documents, the CONTRACTOR shall, at the CONTRACTOR'S own expense and using methods approved by the ENGINEER, make any changes to structures, piping and electrical work that may be necessary to accommodate these products.
- D. Use of the "No Exceptions Taken" notation on shop drawings or other submittals is general and shall not relieve the CONTRACTOR of the responsibility of furnishing products of the proper dimension, size, quality, quantity, materials and all performance characteristics, to efficiently perform the requirements and intent of the Contract Documents. The ENGINEER'S review shall not relieve the CONTRACTOR of responsibility for errors of any kind on the shop drawings. Review is intended only to assure conformance with the design concept of the Project and compliance with the information given in the Contract Documents. The CONTRACTOR is responsible for dimensions to be confirmed and correlated at the job site. The CONTRACTOR is also responsible for information that pertains solely to the fabrication processes or to the technique of construction and for the coordination of the work of all trades.

01340-8

Shop Drawings, Product Data and Samples

3.4 RESUBMISSION REQUIREMENTS

A. Shop Drawings

1. Revise initial drawings as required and resubmit as specified for initial submittal, with the resubmittal number shown.
2. Indicate on drawings all changes which have been made other than those requested by the ENGINEER.

- #### **B. Project Data and Samples: Resubmit new data and samples as specified for initial submittal, with the resubmittal number shown.**

END OF SECTION

SECTION 02010
Subsurface Conditions

PART 1 GENERAL

1.1 DESCRIPTION

- A. Investigation: The CONTRACTOR shall visit the site and become acquainted with site conditions. Prior to bidding, prospective CONTRACTORS may make their own site and subsurface investigations to satisfy themselves with site and subsurface conditions. The CONTRACTOR shall be responsible for obtaining rights of ingress and egress to private property for site and subsurface investigation and shall assume all responsibility for any damage to property caused as a result of the CONTRACTOR's investigation.
- B. No geotechnical investigation has been performed on this site for the utilities. The CONTRACTOR is responsible for making their own determination of subsurface conditions.

END OF SECTION

SECTION 02255

Crushed Stone and Dense Graded Aggregate

PART 1 GENERAL

1.1 SCOPE

- A. Furnish and install crushed stone for miscellaneous uses as shown on the Drawings, as called for in the Specifications.
- B. Sizes, types, and quality of crushed stone are specified in this Section, but its use for replacement of unsuitable material, pavement base, and similar uses is specified in detail elsewhere in the Specifications. The ENGINEER may order the use of crushed stone for purposes other than those specified in other sections, if, in his opinion, such use is advisable. Payment for same will be subject to negotiation.

PART 2 PRODUCTS

2.1 MATERIALS

- A. When referred to in these Specifications, crushed stone shall be Number 57 graded in accordance with the Kentucky Transportation Cabinet, Department of Highways, Standard Specifications for Road and Bridge Construction, Latest Edition, unless otherwise noted.
- B. When referred to in these Specifications, dense graded aggregate (DGA) shall be crushed stone classified by the Kentucky Transportation Cabinet, Department of Highways, Standard Specifications for Road and Bridge Construction, Latest Edition, and conforming to the following requirements:

<u>Sieve Size</u>	<u>Percent Passing</u>
1 inch	100
3/4 inch	70-100
3/8 inch	50-80
#4	35-65
#10	25-50
#40	15-30
#200	5-12

PART 3 EXECUTION

3.1 INSTALLATION

- A. Crushed stone shall be placed in uniform layers not greater than 6 inches deep and shaped by power equipment to required lines, grades, cross sections, and depths. No minimum compacted density, method of compaction, or compaction equipment is required since a nominal amount of compaction effort with vibration can establish the desired intergranular locking of the aggregate under controlled placement depth. Acceptable compaction can be achieved with pneumatic-tired and tracked equipment and rollers.
- B. All compaction operation shall be performed to the satisfaction of the ENGINEER.
- C. Crushed stone shall be placed in those areas as shown on the Drawings, as may be directed by the ENGINEER and as required by the Contract Documents.

END OF SECTION

SECTION 02665
Water Mains and Accessories

PART 1 GENERAL

1.01 SCOPE

- A. This Section describes products to be incorporated into the water mains and requirements for the installation and use of these items. Furnish all products and perform all labor necessary to fulfill the requirements of these Specifications.
- B. General: Supply all products and perform all work in accordance with applicable American Society for Testing and Material (ASTM), American Water Works Association (AWWA), American National Standards Institute (ANSI), or other recognized standards. Latest revisions of all standards are applicable.

1.02 QUALIFICATIONS

If requested by the ENGINEER, submit evidence that manufacturers have consistently produced products of satisfactory quality and performance for a period of at least two years.

1.03 SUBMITTALS

Complete shop drawings and engineering data for all products shall be submitted to the ENGINEER in accordance with the requirements of Section 01340 of these Specifications.

1.04 TRANSPORTATION AND HANDLING

- A. Unloading: Furnish equipment and facilities for unloading, handling, distributing and storing pipe, fittings, valves and accessories. Make equipment available at all times for use in unloading. Do not drop or dump materials. Any materials dropped or dumped will be subject to rejection without additional justification. Pipe handled on skids shall not be rolled or skidded against the pipe on the ground.
- B. Handling: Handle pipe, fittings, valves and accessories carefully to prevent shock or damage. Handle pipe by rolling on skids, forklift, or front end loader. Do not use material damaged in handling. Slings, hooks or pipe tongs shall be padded and used in such a manner as to prevent damage to the exterior coatings or internal lining of the pipe.

02665-2

Water Mains and Accessories

1.05 OWNER FURNISHED MATERIALS (Not Used)

1.06 STORAGE AND PROTECTION

- A. Store all pipe which cannot be distributed along the route. CONTRACTOR shall make arrangements for the use of suitable storage areas.
- B. Stored materials shall be kept safe from damage. The interior of all pipe, fittings and other appurtenances shall be kept free from dirt or foreign matter at all times. Valves and hydrants shall be drained and stored in a manner that will protect them from damage by freezing.
- C. Pipe shall not be stacked higher than the limits recommended by the manufacturer. The bottom tier shall be kept off the ground on timbers, rails or concrete. Pipe in tiers shall be alternated: bell, plain end; bell, plain end. At least two rows of timbers shall be placed between tiers and chocks, affixed to each other in order to prevent movement. The timbers shall be large enough to prevent contact between the pipe in adjacent tiers.
- D. Stored mechanical and push-on joint gaskets shall be placed in a cool location out of direct sunlight. Gaskets shall not come in contact with petroleum products. Gaskets shall be used on a first-in, first-out basis.
- E. Mechanical-joint bolts shall be handled and stored in such a manner that will ensure proper use with respect to types and sizes.

1.07 QUALITY ASSURANCE

The manufacturer shall provide written certification to the ENGINEER that all products furnished comply with all applicable requirements of these Specifications.

PART 2 PRODUCTS

2.01 PIPING MATERIALS AND ACCESSORIES

- A. Ductile Iron Pipe (DIP)
 - 1. Ductile iron pipe shall be manufactured in accordance with AWWA C151 (latest edition). All pipe, except specials, shall be furnished in nominal lengths of 18 to 20 feet. Sizes will be as shown on the Drawings. All pipe shall have a minimum pressure rating as indicated in the following table, and

02665-3

Water Mains and Accessories

corresponding minimum wall thickness, unless otherwise specified or shown on the Drawings:

Pipe Sizes (inches)	Pressure Class (psi)
4 - 12	350
14 - 18	250
20	250
24	200
30 - 54	250
60 - 64	200

2. Flanged pipe minimum wall thickness shall be equal to Special Class 53. Flanges shall be furnished by the pipe manufacturer.
3. Pipe and fittings shall be cement lined in accordance with AWWA C104 (latest edition). Pipe and fittings shall be furnished with a bituminous outside coating.
4. Fittings shall be ductile iron and shall conform to AWWA C110 or AWWA C153 (latest edition) with a minimum rated working pressure of 250 psi or as indicated on plans.
5. Joints
 - a. Unless shown or specified otherwise, joints shall be push-on or restrained joint type for pipe and standard mechanical, push-on or restrained joints for fittings. Push-on and mechanical joints shall conform to AWWA C111 (latest edition). Restrained joints for pipe and fittings shall be American "FLEX-RING" or "LOK-RING", Clow "SUPER-LOCK", or U.S. Pipe "TR FLEX". No field welding of restrained joint pipe will be permitted. No mega lug type restraints are allowed on 24" and 30" water line.
 - b. Restrained joint pipe (RJP) on supports shall have bolted joints and shall be specifically designed for clear spans of at least 36 feet.
 - c. Flanged joints shall meet the requirements of ANSI B16.1, Class 125.

02665-4

Water Mains and Accessories

6. Provide the appropriate gaskets for mechanical and flange joints. Gaskets for flange joints shall be made of 1/8-inch thick, cloth reinforced rubber; gaskets may be ring type or full face type.
7. Provide the necessary bolts for mechanical, restrained and flange connections. Bolts for flange connections shall be steel with American Regular unfinished square or hexagon heads. Nuts shall be steel with American Standard Regular hexagonal dimensions, all as specified in ANSI B17.2. All bolts and all nuts shall be threaded in accordance with ANSI B1.1, Coarse Thread Series, Class 2A and 2B fit. Mechanical joint glands shall be ductile iron.
8. Acceptance will be on the basis of the ENGINEER'S inspection and the manufacturer's written certification that the pipe was manufactured and tested in accordance with the applicable standards.
9. If the water main is located within a 200 feet radius of an underground storage tank (UST), special rubber gaskets shall be provided for the water main joints. These gaskets shall be manufactured of "nitrate rubber" material or other acceptable material possessing superior resistance to deterioration from petroleum based products. This requirement will apply to the gaskets supplied for mechanical joints and push-on joints.

B. Polyvinyl Chloride Pipe (PVC) - (C-900)

1. All PVC pipe shall have belled ends for push-on type jointing and shall conform to AWWA C900, ductile iron pipe equivalent outside diameters. The pipe shall have a Dimension Ratio (DR) of **14** and shall be capable of withstanding a working pressure of **200** psi. Pipe shall be supplied in minimum lengths of 20 feet.
2. All fittings shall be of cast or ductile iron meeting the requirements of AWWA C110 or AWWA C153 with a minimum rated working pressure of **250** psi. Fittings shall be cement lined in accordance with AWWA C104. Fittings shall be furnished with a bituminous outside coating. Special adapters shall be provided, as recommended by the manufacturer, to adapt the PVC pipe to mechanical jointing with cast or ductile iron pipe, fittings or valves.
3. Detection tape shall be provided over all PVC water mains.
4. Acceptance will be on the basis of the ENGINEER'S inspection and the manufacturer's written certification that the pipe was manufactured and tested

02665-5

Water Mains and Accessories

in accordance with the applicable standards, including the National Sanitation Foundation. Additionally, each piece of pipe shall be stamped "NSF Approved".

C. Polyethylene Pipe and Fittings

1. The CONTRACTOR shall furnish and install high density polyethylene pipe meeting these Specifications at the locations indicated on the Plans and in other sections of these Specifications.
 - a. High Density polyethylene pipe shall be manufactured and tested in conformance to the requirements of the latest revision of the American Society for Testing and Materials designation ASTM D-3350 "Polyethylene Plastic Pipe and Fittings Materials".
 - b. High density Polyethylene pipe shall have a grade designation of PE 3406 and a cell classification designation of P 355434C.
 - c. High density polyethylene pipe shall be joined by means of butt fusion.
 - d. Fittings for high density polyethylene pipe shall be manufactured of the same materials as the pipe. Unless otherwise indicated, all fittings shall be joined to the pipe by butt fusion techniques.

2.02 VALVES

A. Gate Valves (GV)

1. 3-Inches in Diameter and Smaller: Gate valves shall be bronze, heavy duty, rising stem, wedge type with screwed or union bonnet. Valve ends shall be threaded or solder type as appropriate. Valves shall have a minimum 200 psi working pressure for water (125 psi working pressure for steam). Valves shall be made in the U.S.A. Gate valves shall be equal to Crane No. 428 (threaded) or Crane No. 1334 (solder end).
2. 4-Inches Through 12-Inches in Diameter: Gate valves 4-inches through 12-inches shall be resilient wedge type conforming to the requirements of AWWA C509 rated for 200 psi working pressure.
 - a. Valves shall be provided with two O-ring stem seals with one O-ring located above and one O-ring below the stem collar. The area between the O-rings shall be filled with lubricant to provide lubrication to the thrust collar bearing surfaces each time the valve is operated. At least one anti-friction washer shall be utilized to further minimize operating

02665-6

Water Mains and Accessories

torque. All seals between valve parts, such as body and bonnet, bonnet and bonnet cover, shall be flat gaskets or O-rings.

- b. The valve gate shall be made of cast iron having a vulcanized, synthetic rubber coating, or a seat ring attached to the disc with retaining screws. Sliding of the rubber on the seating surfaces to compress the rubber will not be allowed. The design shall be such that compression-set of the rubber shall not affect the ability of the valve to seal when pressure is applied to either side of the gate. The sealing mechanism shall provide zero leakage at the water working pressure when installed with the line flow in either direction.
- c. All internal ferrous surfaces shall be coated with epoxy to a minimum thickness of 4 mils. The epoxy shall be non-toxic, impart no taste to the water and shall conform to AWWA C550, latest revision.
- d. Gate valves 4 through 12-inches shall be manufactured by American-Darling, Mueller or M & H Valve.

2.03 FIRE HYDRANTS (FH)

- A. All fire hydrants shall conform to the requirements of AWWA C502 for 250 psi working pressure. Hydrants shall be the compression type, closing with line pressure. The valve opening shall not be less than [5-1/4-inches].
- B. In the event of a traffic accident, the hydrant barrel shall break away from the standpipe at a point above grade and in a manner which will prevent damage to the barrel and stem, preclude opening of the valve, and permit rapid and inexpensive restoration without digging or cutting off the water.
- C. The means for attaching the barrel to the standpipe shall permit facing the hydrant a minimum of eight different directions.
- D. Hydrants shall be fully bronze mounted with all working parts of bronze. Valve seat ring shall be bronze and shall screw into a bronze retainer.
- E. All working parts, including the seat ring shall be removable through the top without disturbing the barrel of the hydrant.
- F. The operating nut shall match those on the existing hydrants. The operating threads shall be totally enclosed in an operating chamber, separated from the hydrant barrel by a rubber O-ring stem seal and lubricated by a grease or an oil reservoir.

02665-7

Water Mains and Accessories

- G. Hydrant shall be a non-freezing design and be provided with a simple, positive, and automatic drain which shall be fully closed whenever the main valve is opened.
- H. Hose and pumper connections shall be breech-locked, pinned, or threaded and pinned to seal them into the hydrant barrel. Each hydrant shall have two 2-1/2-inch hose connections and one 4-1/2-inch pumper connection, all with National Standard threads and each equipped with cap and non-kinking chain.
- I. Hydrants shall be furnished with a mechanical joint connection to the spigot of the 6-inch hydrant lead.
- J. Minimum depth of bury shall be 4.5 feet. Provide extension section where necessary for proper vertical installation and in accordance with manufacturer's recommendations.
- K. All outside surfaces of the barrel above grade shall be painted with enamel equal to Koppers Glamortex 501 in a color to be selected by the Owner.
- L. Hydrants shall be traffic model and shall be Mueller Super Centurion or approved equal.

2.04 VALVE BOXES (VB) AND EXTENSION STEMS

- A. All valves shall be equipped with valve boxes. The valve boxes shall be cast iron two-piece screw type with drop covers. Valve boxes shall have a 5.25-inch inside diameter. Valve box covers shall weigh a minimum of 13 pounds. The valve boxes shall be adjustable to 6-inches up or down from the nominal required cover over the pipe. Valve boxes shall be of sufficient length that bottom flange of the lower belled portion of the box is below the valve operating nut. Ductile or cast iron extensions shall be provided as necessary. Covers shall have "WATER VALVE" or "WATER" cast into them. Valve boxes shall be manufactured in the United States.
- B. All valves shall be furnished with extension stems, as necessary, to bring the operating nut to within 30-inches of the top of the valve box. Connection to the valve shall be with a wrench nut coupling and a set screw to secure the coupling to the valve's operating nut. The coupling and square wrench nut shall be welded to the extension stem. Extension stems shall be equal to Mueller A-26441 or M & H Valve Style 3801.
- C. All Valve Boxes shall be installed with Concrete Collars as Indicated on the Detail Sheet.

02665-8

Water Mains and Accessories

2.05 TAPPING SLEEVES AND VALVES (TS&V)

Tapping sleeves shall be cast or ductile iron of the split-sleeve, mechanical joint type. The CONTRACTOR shall be responsible for determining the outside diameter of the pipe to be connected to prior to ordering the sleeve. Valves shall be gate valves furnished in accordance with the specifications shown above, with flanged connection to the tapping sleeve and mechanical joint connection to the branch pipe. The tapping sleeve and valve shall be supplied by the valve manufacturer. Tapping sleeves shall be equal to American-Darling, Mueller or M & H Valve.

2.06 TAPPING SADDLES

Tapping saddles shall be brass body type with O-ring gasket. Tapping saddles shall be equal to Mueller Series H-134 Service Clamp.

2.07 CORPORATION COCKS AND CURB STOPS

Corporation cocks and curb stops shall be ground key type, shall be made of bronze conforming to ASTM B 61 or B 62, and shall be suitable for the working pressure of the system. Ends shall be suitable for flared tube compression type joint. Threaded ends for inlet and outlet of corporation cocks shall conform to AWWA C800; coupling nut for connection to flared copper tubing shall conform to ANSI B16.26. Corporation cocks and curb stops shall be manufactured by Mueller or Ford or approved equal.

2.08 CONCRETE

Concrete shall have a compressive strength of not less than 3000 psi, with not less than 5.5 bags of cement per cubic yard and a slump between 3 and 5-inches. For job mixed concrete, submit the concrete mix design for approval by the Engineer. Ready-mixed concrete shall be mixed and transported in accordance with ASTM C 94. Reinforcing steel shall conform to the requirements of ASTM A 615, Grade 60.

PART 3 EXECUTION

3.01 EXISTING UTILITIES AND OBSTRUCTIONS

- A. The Drawings indicate utilities or obstructions that are known to exist according to the best information available to the OWNER. The CONTRACTOR shall call the agencies or departments that own and/or operate utilities in the vicinity of the

02665-9

Water Mains and Accessories

construction work site at least 72 hours (three business days) prior to construction to verify the location of the existing utilities.

B. Existing Utility Location: The following steps shall be exercised to avoid interruption of existing utility service.

1. Provide the required notice to the utility owners and allow them to locate their facilities. Field utility locations are valid for only 10 days after original notice. The CONTRACTOR shall ensure, at the time of any excavation, that a valid utility location exists at the point of excavation.
2. Expose the facility, for a distance of at least 200 feet in advance of pipeline construction, to verify its true location and grade. Repair, or have repaired, any damage to utilities resulting from locating or exposing their true location.
3. Avoid utility damage and interruption by protection with means or methods recommended by the utility owner.
4. Maintain a log identifying when phone calls were made, who was called, area for which utility relocation was requested and work order number issued, if any. The CONTRACTOR shall provide the ENGINEER an updated copy of the log bi-weekly, or more frequently if required.

C. Conflict with Existing Utilities

1. Horizontal Conflict: Horizontal conflict shall be defined as when the actual horizontal separation between a utility, main, or service and the proposed water main does not permit safe installation of the water main by the use of sheeting, shoring, tying-back, supporting, or temporarily suspending service of the parallel or crossing facility. The CONTRACTOR may change the proposed alignment of the water main to avoid horizontal conflicts if the new alignment remains within the available right-of-way or easement, complies with regulatory agency requirements and after a written request to and subsequent approval by the ENGINEER or OWNER. Where such relocation of the water main is denied by the ENGINEER or OWNER, the CONTRACTOR shall arrange to have the utility, main, or service relocated.
2. Vertical Conflict: Vertical conflict shall be defined as when the actual vertical separation between a utility, main, or service and the proposed water main does not permit the crossing without immediate or potential future damage to the utility, main, service, or the water main. The CONTRACTOR may change the proposed grade of the water main to avoid vertical conflicts if the changed grade maintains adequate cover and complies with regulatory agencies requirements after written request to and subsequent approval by the

02665-10

Water Mains and Accessories

ENGINEER or OWNER. Where such relocation of the water main is denied by the ENGINEER or OWNER, the CONTRACTOR shall arrange to have the utility, main, or service relocated.

- D. Electronic Locator: Have available at all times an electronic pipe locator and a magnetic locator, in good working order, to aid in locating existing pipe lines or other obstructions.
- E. Water and Sewer Separation
 - 1. Water mains should maintain a minimum 10 foot edge-to-edge separation from sewer lines, whether gravity or pressure. If the main cannot be installed in the prescribed easement or right-of-way and provide the 10 foot separation, the separation may be reduced, provided the bottom of the water main is a minimum of 18-inches above the top of the sewer. Should neither of these two separation criteria be possible, the water main shall be installed below the sewer with a minimum vertical separation of 18-inches.
 - 2. The water main, when installed below the sewer, shall be encased in concrete with a minimum 6-inch concrete depth to the first joint in each direction. Where water mains cross the sewer, the pipe joint adjacent to the pipe crossing the sewer shall be cut to provide maximum separation of the pipe joints from the sewer.
 - 3. No water main shall pass through, or come in contact with, any part of a sanitary sewer manhole.

3.02 CONSTRUCTION ALONG HIGHWAYS, STREETS AND ROADWAYS

- A. Install pipe lines and appurtenances along highways, streets and roadways in accordance with the applicable regulations of, and permits issued by, the Transportation Cabinet, local county and city with reference to construction operations, safety, traffic control, road maintenance and repair.
- B. Traffic Control
 - 1. The CONTRACTOR shall provide, erect and maintain all necessary barricades, suitable and sufficient lights and other traffic control devices; provide qualified flagmen where necessary to direct traffic; take all necessary precautions for the protection of the work and the safety of the public.
 - 2. Construction traffic control devices and their installation shall be in accordance with the current Manual On Uniform Traffic Control Devices for

02665-11

Water Mains and Accessories

Streets and Highways and the Department of Highways Specifications, latest edition.

3. Placement and removal of construction traffic control devices shall be coordinated with the Department of Transportation, local county and city, a minimum of 48 hours in advance of the activity.
4. Placement of construction traffic control devices shall be scheduled ahead of associated construction activities. Construction time in street right-of-way shall be conducted to minimize the length of time traffic is disrupted. Construction traffic control devices shall be removed immediately following their useful purpose. Traffic control devices used intermittently, such as "Flagmen Ahead", shall be removed and replaced when needed.
5. Existing traffic control devices within the construction work zone shall be protected from damage. Traffic control devices requiring temporary relocation shall be located as near as possible to their original vertical and horizontal locations. Original locations shall be measured from reference points and recorded in a log prior to relocation. Temporary locations shall provide the same visibility to affected traffic as the original location. Relocated traffic control devices shall be reinstalled in their original locations as soon as practical following construction.
6. Construction traffic control devices shall be maintained in good repair and shall be clean and visible to affected traffic for daytime and nighttime operation. Traffic control devices affected by the construction work zone shall be inspected daily.
7. Construction warning signs shall be black legend on an orange background. Regulatory signs shall be black legend on a white background. Construction sign panels shall meet the minimum reflective requirements of the Department of Transportation, local county and city. Sign panels shall be of durable materials capable of maintaining their color, reflective character and legibility during the period of construction.
8. Channelization devices shall be positioned preceding an obstruction at a taper length as required by the current Manual On Uniform Traffic Control Devices for Streets and Highways, as appropriate for the speed limit at that location. Channelization devices shall be patrolled to insure that they are maintained in the proper position throughout their period of use.
9. All Traffic Control requirements in Roadway Contract shall be followed in addition to the requirements listed above.

02665-12

Water Mains and Accessories

C. Construction Operations

1. Perform all work along highways, streets and roadways to minimize interference with traffic.
2. Stripping: Where the pipe line is laid along road right-of-way, strip and stockpile all sod, topsoil and other material suitable for right-of-way restoration.
3. Trenching, Laying and Backfilling: Do not open the trench any further ahead of pipe laying operations than is necessary. Backfill and remove excess material immediately behind laying operations. Complete excavation and backfill for any portion of the trench in the same day.
4. Shaping: Reshape damaged slopes, side ditches, and ditch lines immediately after completing backfilling operations. Replace topsoil, sod and any other materials removed from shoulders.
5. Construction operations shall be limited to 400 feet along areas within KY Transportation Cabinet jurisdiction, including clean-up and utility exploration.

D. Excavated Materials: Do not place excavated material along highways, streets and roadways in a manner which obstructs traffic. Sweep all scattered excavated material off of the pavement in a timely manner.

E. Drainage Structures: Keep all side ditches, culverts, cross drains, and other drainage structures clear of excavated material. Care shall be taken to provide positive drainage to avoid ponding or concentration of runoff.

1. The CONTRACTOR shall make provisions for handling all flows in existing creeks, ditches, sewers and trenches by pipes, flumes or other approved methods at all times when his operations would, in any way, interfere with the natural functioning of said creeks, ditches, sewers and drains. The CONTRACTOR shall at all times during construction provide and maintain sufficient equipment for the disposal of all water which enters the excavation, both in open cut trenches and in tunnels, to render such excavation firm and dry, until the structures to be built thereon are completed.

F. Landscaping Features: Landscaping features shall include, but are not necessarily limited to: fences; property corners; cultivated trees and shrubbery; manmade improvements; subdivision and other signs within the right-of-way and easement. The CONTRACTOR shall take extreme care in moving landscape features and promptly re-establishing these features.

02665-13

Water Mains and Accessories

G. Maintaining Highways, Streets, Roadways and Driveways

1. Maintain streets, highways, roadways and driveways in suitable condition for movement of traffic until completion and final acceptance of the Work. All excavation shall be conducted in a manner to the last interruption to traffic.
2. During the time period between pavement removal and completing permanent pavement replacement, maintain highways, streets and roadways by the use of steel running plates. Running plate edges shall have asphalt placed around their periphery to minimize vehicular impact. The backfill above the pipe shall be compacted as specified elsewhere up to the existing pavement surface to provide support for the steel running plates.
3. Furnish a road grader or front-end loader for maintaining highways, streets, and roadways. The grader or front-end loader shall be available at all times.
4. Immediately repair all driveways that are cut or damaged. Maintain them in a suitable condition for use until completion and final acceptance of the Work. Driveways and other private and public access routes shall not be kept blocked or closed by the CONTRACTOR for more than a reasonable period of time without prior written approval from the property owner or controlling authority.
5. Maintenance of all traffic shall be in accordance with any requirements of the local road department(s) and/or the Kentucky Transportation Cabinet. It is the responsibility of the CONTRACTOR to coordinate all work with and notify the above-named agencies, and to provide all necessary signs, barricades, lights, flagmen, and other items for maintenance of traffic.
6. Public travel shall be maintained, unrestricted, wherever and whenever possible. Detours shall be provided when so directed by the appropriate agency. Adequate precautions shall be taken to provide for the safety of both vehicular and pedestrian traffic. Emergency vehicles shall be provided access to construction area at all times.
7. Unless specifically directed otherwise by the ENGINEER, not more than five hundred (500') feet of trench shall be opened ahead of the pipe laying, and not more than five hundred (500') feet of open ditch shall be left behind the pipe laying. All barricades, lanterns, watchmen, and other such signs and signals as may be necessary to warn the public of the dangers in connection with open trenches, excavations and other obstructions, shall be provided by and at the expense of the CONTRACTOR.

02665-14

Water Mains and Accessories

8. When so required, or when directed by the ENGINEER, only one-half (1/2) of the street crossing and road crossings shall be excavated before placing temporary bridges over the side excavated for the convenience of the traveling public.
9. All backfilled ditches shall be maintained in such manner that they will offer no hazard to the traveling public and the property owners abutting the improvements shall be taken into consideration. All public or private drives shall be promptly backfilled or bridges at the direction of the ENGINEER. Excavated materials shall be disposed of so as to cause the least interference, and in every case the deposition of excavated materials shall be satisfactory to the ENGINEER.

H. Property Protection

1. Extreme care shall be taken to protect trees, fences, poles, crops and all other property from damage unless their removal is authorized by the ENGINEER. Any damaged property shall be restored to as good or better than original condition and shall meet with the approval of the ENGINEER and OWNER.
2. The CONTRACTOR has the right to fully utilize the easement unless specifically stated otherwise on the plans or by the ENGINEER. If any irreplaceable trees, fences, poles or crops, such as tobacco, corn, soy beans and such (excluding pasture land), occur on the easement the CONTRACTOR shall obtain the ENGINEER's and OWNER's approval prior to removing or otherwise causing damage to any of these items.
3. Beyond the limits of the easement the CONTRACTOR shall be responsible for any damage caused by his operations and/or his personnel.

3.03 PIPE DISTRIBUTION

- A. Pipe shall be distributed and placed in such a manner that will not interfere with traffic.
- B. No pipe shall be strung further along the route than 1000 feet beyond the area in which the CONTRACTOR is actually working without written permission from the OWNER.
- C. No street or roadway may be closed for unloading of pipe without first obtaining permission from the proper authorities. The CONTRACTOR shall furnish and maintain proper warning signs and obstruction lights for the protection of traffic along highways, streets and roadways upon which pipe is distributed.

02665-15

Water Mains and Accessories

- D. No distributed pipe shall be placed inside drainage ditches.
- E. Distributed pipe shall be placed as far as possible from the roadway pavement, but no closer than five feet from the roadway pavement, as measured edge-to-edge.

3.04 LOCATION AND GRADE

- A. The Drawings show the alignment of the water main and the location of valves, hydrants and other appurtenances.
- B. Construction Staking
 - 1. The base lines for locating the principal components of the work and a bench marks adjacent to the work are shown on the Drawings if Available. Base lines shall be defined as the line to which the location of the water main is referenced, i.e., edge of pavement, road centerline, property line, right-of-way or survey line. The CONTRACTOR shall be responsible for performing all survey work required for constructing the water main, including the establishment of base lines and any detail surveys needed for construction. This work shall include the staking out of permanent and temporary easements to insure that the CONTRACTOR is not deviating from the designated easements.
 - 2. The level of detail of survey required shall be that which the correct location of the water main can be established for construction and verified by the ENGINEER or OWNER. Where the location of components of the water main, e.g. tunnels and fittings, are not dimensioned, the establishment on the location of these components shall be based upon scaling these locations from the Drawings with relation to readily identifiable land marks, e.g., survey reference points, power poles, manholes, etc.
- C. Reference Points
 - 1. The CONTRACTOR shall take all precautions necessary, which includes, but is not necessarily limited to, installing reference points, in order to protect and preserve the centerline or baseline established by the ENGINEER.
 - 2. Reference points shall be placed, at or no more than three feet, from the outside of the construction easement or right-of-way. The location of the reference points shall be recorded in a log with a copy provided to the ENGINEER and OWNER for use, prior to verifying reference point locations. Distances between reference points and the manhole centerlines shall be accurately measured to 0.01 foot.

02665-16

Water Mains and Accessories

3. The CONTRACTOR shall give the ENGINEER reasonable notice that reference points are set. The reference point locations must be verified by the ENGINEER prior to commencing clearing and grubbing operations.
- D. After the CONTRACTOR locates and marks the water main centerline or baseline, the CONTRACTOR shall perform clearing and grubbing.
- E. Construction shall begin at a connection location and proceed without interruption. Multiple construction sites shall not be permitted without written authorization from the ENGINEER for each site.
- F. The CONTRACTOR shall be responsible for any damage done to reference points, base lines, center lines and temporary bench marks, and shall be responsible for the cost of re-establishment of reference points, base lines, center lines and temporary bench marks as a result of the operations.

3.05 LAYING AND JOINTING PIPE AND ACCESSORIES

- A. Lay all pipe and fittings to accurately conform to the lines and grades established by the ENGINEER.
- B. Pipe Installation
 1. Proper implements, tools and facilities shall be provided for the safe performance of the Work. All pipe, fittings, valves and hydrants shall be lowered carefully into the trench by means of slings, ropes or other suitable tools or equipment in such a manner as to prevent damage to water main materials and protective coatings and linings. Under no circumstances shall water main materials be dropped or dumped into the trench.
 2. All pipe, fittings, valves, hydrants and other appurtenances shall be examined carefully for damage and other defects immediately before installation. Defective materials shall be marked and held for inspection by the ENGINEER, who may prescribe corrective repairs or reject the materials.
 3. All lumps, blisters and excess coating shall be removed from the socket and plain ends of each pipe, and the outside of the plain end and the inside of the bell shall be wiped clean and dry and free from dirt, sand, grit or any foreign materials before the pipe is laid. No pipe containing dirt shall be laid.
 4. Foreign material shall be prevented from entering the pipe while it is being placed in the trench. No debris, tools, clothing or other materials shall be placed in the pipe at any time.

02665-17

Water Mains and Accessories

5. As each length of pipe is placed in the trench, the joint shall be assembled and the pipe brought to correct line and grade. The pipe shall be secured in place with approved backfill material.
6. It is not mandatory to lay pipe with the bells facing the direction in which work is progressing.
7. Applying pressure to the top of the pipe, such as with a backhoe bucket, to lower the pipe to the proper elevation or grade, shall not be permitted.
8. Detection tape shall be buried 4 to 10-inches deep. Should detection tape need to be installed deeper, the CONTRACTOR shall provide 3-inch wide tape. In no case shall detection tape be buried greater than 20-inches from the finish grade surface.

C. Alignment and Gradient

1. Lay pipe straight in alignment and gradient or follow true curves as nearly as practicable. Do not deflect any joint more than the maximum deflection recommended by the manufacturer.
2. Maintain a transit, level and accessories on the job to lay out angles and ensure that deflection allowances are not exceeded.

D. Expediting of Work: Excavate, lay the pipe, and backfill as closely together as possible. Do not leave unjointed pipe in the trench overnight. Backfill and compact the trench as soon as possible after laying and jointing is completed. Cover the exposed end of the installed pipe each day at the close of work and at all other times when work is not in progress. If necessary to backfill over the end of an uncompleted pipe or accessory, close the end with a suitable plug, either push-on, mechanical joint, restrained joint or as approved by the ENGINEER.

E. Joint Assembly

1. Push-on, mechanical, flange and restrained type joints shall be assembled in accordance with the manufacturer's recommendations.
2. The CONTRACTOR shall inspect each pipe joint within 200 feet on either side of main line valves to insure 100 percent seating of the pipe spigot, except as noted otherwise.
3. Each restrained joint shall be inspected by the CONTRACTOR to ensure that it has been "homed" 100 percent.

02665-18

Water Mains and Accessories

4. The CONTRACTOR shall internally inspect each pipe joint to insure proper assembly for pipe 24-inches in diameter and larger after the pipe has been brought to final alignment.
- F. Cutting Pipe: Cut ductile iron pipe using an abrasive wheel saw. Cut PVC pipe using a suitable saw; remove all burrs and smooth the end before jointing. The CONTRACTOR shall cut the pipe and bevel the end, as necessary, to provide the correct length of pipe necessary for installing the fittings, valves, accessories and closure pieces in the correct location. Only push-on or mechanical joint pipe shall be cut.
- G. Polyethylene Encasement: Installation shall be in accordance with AWWA C105 and the manufacturer's instructions. All ends shall be securely closed with tape and all damaged areas shall be completely repaired to the satisfaction of the Engineer.
- H. Valve and Fitting Installation
1. Prior to installation, valves shall be inspected for direction of opening, number of turns to open, freedom of operation, tightness of pressure-containing bolting and test plugs, cleanliness of valve ports and especially seating surfaces, handling damage and cracks. Defective valves shall be corrected or held for inspection by the ENGINEER. Valves shall be closed before being installed.
 2. Valves, fittings, plugs and caps shall be set and joined to the pipe in the manner specified in this Section for cleaning, laying and joining pipe, except that 12-inch and larger valves shall be provided with special support, such as treated timbers, crushed stone, concrete pads or a sufficiently tamped trench bottom so that the pipe will not be required to support the weight of the valve. Valves shall be installed in the closed position.
 3. A valve box shall be provided on each underground valve. They shall be carefully set, centered exactly over the operating nut and truly plumbed. The valve box shall not transmit shock or stress to the valve. The bottom flange of the lower belled portion of the box shall be placed below the valve operating nut. This flange shall be set on brick, so arranged that the weight of the valve box and superimposed loads will bear on the base and not on the valve or pipe. Extension stems shall be installed where depth of bury places the operating nut in excess of 30-inches beneath finished grade so as to set the top of the operating nut 30-inches below finished grade. The valve box cover shall be flush with the surface of the finished area or such other level as directed by the ENGINEER.

02665-19

Water Mains and Accessories

4. In no case shall valves be used to bring misaligned pipe into alignment during installation. Pipe shall be supported in such a manner as to prevent stress on the valve.
5. A valve marker shall be provided for each underground valve. Unless otherwise detailed on the Drawings or directed by the ENGINEER, valve markers shall be installed 6-inches inside the right-of-way or easement.

I. Hydrant Installation

1. Prior to installation, inspect all hydrants for direction of opening, nozzle threading, operating nut and cap nut dimensions, tightness of pressure-containing bolting, cleanliness of inlet elbow, handling damage and cracks. Defective hydrants shall be corrected or held for inspection by the ENGINEER.
2. All hydrants shall stand plumb and shall have their nozzles parallel with or at right angles to the roadway, with pumper nozzle facing the roadway, except that hydrants having two-hose nozzles 90 degrees apart shall be set with each nozzle facing the roadway at an angle of 45 degrees.
3. Hydrants shall be set to the established grade, with the centerline of the lowest nozzle at least 12-inches above the ground or as directed by the ENGINEER.
4. Each hydrant shall be connected to the main with a 6-inch branch controlled by an independent 6-inch valve. When a hydrant is set in soil that is pervious, drainage shall be provided at the base of the hydrant by placing coarse gravel or crushed stone mixed with coarse sand from the bottom of the trench to at least 6-inches above the drain port opening in the hydrant to a distance of 12-inches around the elbow.
5. When a hydrant is set in clay or other impervious soil, a drainage pit 2 x 2 x 2 feet shall be excavated below each hydrant and filled with coarse gravel or crushed stone mixed with coarse sand under and around the elbow of the hydrant and to a level of 6-inches above the drain port.
6. Hydrants shall be located as shown on the Drawings or as directed by the ENGINEER. In the case of hydrants that are intended to fail at the ground-line joint upon vehicle impact, specific care must be taken to provide adequate soil resistance to avoid transmitting shock moment to the lower barrel and inlet connection. In loose or poor load bearing soil, this may be

02665-20

Water Mains and Accessories

accomplished by pouring a concrete collar approximately 6-inches thick to a diameter of 24-inches at or near the ground line around the hydrant barrel.

3.06 CONNECTIONS TO WATER MAINS

- A. Make connections to existing pipe lines with tapping sleeves and valves, unless specifically shown otherwise on the Drawings.
- B. Location: Before laying pipe, locate the points of connection to existing water mains and uncover as necessary for the ENGINEER or OWNER to confirm the nature of the connection to be made.
- C. Interruption of Services: Make connections to existing water mains only when system operations permit. Operate existing valves only with the specific authorization and direct supervision of the Owner.
- D. Tapping Saddles and Tapping Sleeves
 - 1. Holes in the new pipe shall be machine cut, either in the field or at the factory. No torch cutting of holes shall be permitted.
 - 2. Prior to attaching the saddle or sleeve, the pipe shall be thoroughly cleaned, utilizing a brush and rag, as required.
 - 3. Before performing field machine cut, the watertightness of the saddle or sleeve assembly shall be pressure tested. The interior of the assembly shall be filled with water. An air compressor shall be attached, which will induce a test pressure as specified in this Section. No leakage shall be permitted for a period of five minutes.
 - 4. After attaching the saddle or sleeve to an existing main, but prior to making the tap, the interior of the assembly shall be disinfected. All surfaces to be exposed to potable water shall be swabbed or sprayed with a one percent hypochlorite solution.
- E. Connections Using Solid Sleeves: Where connections are shown on the Drawings using solid sleeves, the CONTRACTOR shall furnish materials and labor necessary to make the connection to the existing pipe line.
- F. Connections Using Couplings: Where connections are shown on the Drawings using couplings, the CONTRACTOR shall furnish materials and labor necessary to make the connection to the existing pipe line, including all necessary cutting, plugging and backfill.

02665-21

Water Mains and Accessories

- G. All connections to AC pipe shall meet all federal, state, and local regulations and requirements.

3.07 VALVE BOX ADJUSTMENT

- A. Valve Boxes shall be adjusted to the finished elevation of the pavement, sidewalk, or ground.

3.08 THRUST RESTRAINT

- A. Provide restraint at all points where hydraulic thrust may develop.
- B. Concrete Blocking
 - 1. Provide concrete blocking for all bends, tees, valves, and other points where thrust may develop, except where other exclusive means of thrust restraint are specifically shown on the Drawings.
 - 2. Concrete shall be as specified in this Section.
 - 3. Form and pour concrete blocking at fittings as shown on the Drawings and as directed by the ENGINEER. Pour blocking against undisturbed earth. Increase dimensions when required by over excavation.

3.09 INSPECTION AND TESTING

- A. Pressure and Leakage Test
 - 1. All sections of the water main subject to internal pressure shall be pressure tested in accordance with AWWA C600. A section of main will be considered ready for testing after completion of all thrust restraint and backfilling.
 - 2. Each segment of water main between main valves shall be tested individually.
 - 3. Test Preparation
 - a. For water mains less than 24-inches in diameter, flush sections thoroughly at flow velocities, greater than 2.5 feet per second, adequate to remove debris from pipe and valve seats. For water mains 24-inches in diameter and larger, the main shall be carefully swept clean, and mopped if directed by the ENGINEER. Partially open valves to allow the water to flush the valve seat.

02665-22

Water Mains and Accessories

- b. Partially operate valves and hydrants to clean out seats.
 - c. Provide temporary blocking, bulkheads, flanges and plugs as necessary, to assure all new pipe, valves and appurtenances will be pressure tested.
 - d. Before applying test pressure, air shall be completely expelled from the pipeline and all appurtenances. Insert corporation cocks at highpoints to expel air as main is filled with water as necessary to supplement automatic air valves. Corporation stops shall be constructed as detailed on the Drawings with a meter box.
 - e. Fill pipeline slowly with water. Provide a suitable pump with an accurate water meter to pump the line to the specified pressure.
 - f. The differential pressure across a valve or hydrant shall equal the maximum possible, but not exceed the rated working pressure. Where necessary, provide temporary backpressure to meet the differential pressure restrictions.
 - g. Valves shall not be operated in either the opening or closing direction at differential pressures above the rated pressure.
4. Test Pressure: Test the pipeline at 50 psi above the rated working pressure measured at the lowest point for at least two hours. Maintain the test pressure within 5 psi of the specified test pressure for the test duration. Should the pressure drop more than 5 psi at any time during the test period, the pressure shall be restored to the specified test pressure. Provide an accurate pressure gage with graduation not greater than 5 psi.
5. Leakage
 - a. Leakage shall be defined as the sum of the quantity of water that must be pumped into the test section, to maintain pressure within 5 psi of the specified test pressure for the test duration plus water required to return line to test pressure at the end of the test. Leakage shall be the total cumulative amount measured on a water meter.
 - b. The OWNER assumes no responsibility for leakage occurring through existing valves.
6. Test Results: No test section shall be accepted if the leakage exceeds the limits determined by the following formula:

02665-23

Water Mains and Accessories

$$L = \frac{SD(P)^{1/2}}{133,200}$$

Where:	L	=	allowable leakage, in gallons per hour
	S	=	length of pipe tested, in feet
	D	=	nominal diameter of the pipe, in inches
	P	=	average test pressure during the leakage test, in pounds per square inch (gauge)

As determined under Section 4 of AWWA C600.

If the water main section being tested contains lengths of various pipe diameters, the allowable leakage shall be the sum of the computed leakage for each diameter. The leakage test shall be repeated until the test section is accepted. All visible leaks shall be repaired regardless of leakage test results.

7. Completion: After a pipeline section has been accepted, relieve test pressure. Record type, size and location of all outlets on record drawings.

3.10 DISINFECTING PIPELINE

- A. After successfully pressure testing each pipeline section, disinfect in accordance with AWWA C651 for the continuous-feed method and these Specifications.
- B. Specialty Contractor: Disinfection shall be performed by an approved specialty contractor. Before disinfection is performed, the CONTRACTOR shall submit a written procedure for approval before being permitted to proceed with the disinfection. This plan shall also include the steps to be taken for the neutralization of the chlorinated water.
- C. Chlorination
 1. Apply chlorine solution to achieve a concentration of at least 50 milligrams per liter free chlorine in new line. Retain chlorinated water for 24 hours.
 2. Chlorine concentration shall be recorded at every outlet along the line at the beginning and end of the 24 hour period.
 3. After 24 hours, all samples of water shall contain at least 25 milligrams per liter free chlorine. Re-chlorinate if required results are not obtained on all samples.
- D. Disposal of Chlorinated Water: Reduce chlorine residual of disinfection water to less than one milligram per liter if discharged directly to a body of water or to less than two milligrams per liter if discharged onto the ground prior to disposal. Treat

02665-24

Water Mains and Accessories

water with sulfur dioxide or other reducing chemicals to neutralize chlorine residual. Flush all lines until residual is equal to existing system.

- E. Bacteriological Testing: After final flushing and before the main is placed into service, the CONTRACTOR shall assist the OWNER in collecting samples from the line to have tested for bacteriological quality. Testing shall be performed by the OWNER at a laboratory certified by the State of Kentucky. Re-chlorinate lines until the required results are obtained.

3.11 PROTECTION AND RESTORATION OF WORK AREA

- A. General: Return all items and all areas disturbed, directly or indirectly by work under these Specifications, to their original condition or better, as quickly as possible after work is started.
 - 1. The CONTRACTOR shall plan, coordinate, and prosecute the work such that disruption to personal property and business is held to a practical minimum.
 - 2. All construction areas abutting lawns and yards of residential or commercial property shall be restored promptly. Backfilling of underground facilities, ditches, and disturbed areas shall be accomplished on a daily basis as work is completed. Finishing, dressing, and grassing shall be accomplished immediately thereafter, as a continuous operation within each area being constructed and with emphasis placed on completing each individual yard or business frontage. Care shall be taken to provide positive drainage to avoid ponding or concentration of runoff.
 - 3. Handwork, including raking and smoothing, shall be required to ensure that the removal of roots, sticks, rocks, and other debris is removed in order to provide a neat and pleasing appearance.
 - 4. The Transportation Cabinet's engineer shall be authorized to stop all work by the CONTRACTOR when restoration and cleanup are unsatisfactory and to require appropriate remedial measures.
- B. Man-Made Improvements: Protect, or remove and replace with the ENGINEER'S approval, all fences, walkways, mail boxes, pipe lines, drain culverts, power and telephone lines and cables, property pins and other improvements that may be encountered in the Work.
- C. Cultivated Growth: Do not disturb cultivated trees or shrubbery unless approved by the ENGINEER. Any such trees or shrubbery which must be removed shall be heeled in and replanted under the direction of an experienced nurseryman.

02665-25

Water Mains and Accessories

- D. Cutting of Trees: Do not cut trees for the performance of the work except as absolutely necessary. Protect trees that remain in the vicinity of the work from damage from equipment. Do not store spoil from excavation against the trunks. Remove excavated material stored over the root system of trees within 30 days to allow proper natural watering of the root system. Repair any damaged tree over 3-inches in diameter, not to be removed, under the direction of an experienced nurseryman. All trees and brush that require removal shall be promptly and completely removed from the work area and disposed of by the CONTRACTOR. No stumps, wood piles, or trash piles will be permitted on the work site.
- E. Disposal of Rubbish: Dispose of all materials cleared and grubbed during the construction of the Project in accordance with the applicable codes and rules of the appropriate county, state and federal regulatory agencies.

3.12 ABANDONING EXISTING WATER MAINS

- A. All Existing water, sewer, and gas line to be abandoned shall be left in place unless the existing pipelines will be disturbed during road construction.

END OF SECTION

SECTION 02670
Tracer Wire

This specification provides the technical requirements necessary to ensure proper installation of tracer wire and related components for the purposes of locating both conductive and non-conductive underground water/sewer utilities. It recognizes that the first step in protecting underground utility assets is installing a quality, reliable locating system. This specification is based on best practices for underground utility locating.

Materials

General

- All system components, including tracer wire, connectors, ground rods and access points, must be compatible. The components shall be manufactured by Copperhead® Complete Utility Locating System™ or approved equal.
- All tracer wire and tracer wire components shall be manufactured in the USA.
- All tracer wire shall have HDPE (High Density Polyethylene) insulation for direct bury, color coded per APWA standard for the specific utility being marked.

Tracer wire and insulation

- Tracer wire shall conform to the following ASTM standards as applicable:
 - B1010/B1010M – Standard Specification for Copper-Clad Steel Electrical Conductor for Tracer Wire Applications
 - B910/B910M – Standard Specification for Annealed Copper-Clad Steel Wire
 - B227 – Standard Specification for Hard-Drawn Copper-Clad Steel Wire
 - B170 – Standard Specification for Oxygen-Free Electrolytic Copper-Refinery Shapes
 - D1248 – Standard Specification for Polyethylene Plastics Extrusion Materials for Wire and Cable
- Documentation verifying that tracer wire is 100% made in the USA.
- If tracer wire manufacturer has not completed a 5-year corrosion test, a 5-year warranty must be provided.
- Open Trench / Open Cut - Tracer wire shall be Copperhead® copper-clad steel 12-AWG High Strength, high carbon with minimum 450 lb. break load, minimum 30 mil HDPE insulation (1230*-HS-**).
- Directional Drilling/Boring - Tracer wire shall be Copperhead copper-clad steel 12-AWG Extra High Strength with minimum 1,150 lb. break load, minimum 45 mil HDPE insulation (1245*-EHS-**).
- Pipe Bursting - Tracer wire shall be Copperhead 7x7 stranded copper-clad steel SoloShot™ Xtreme Strength with 4,700 lb. break load, minimum 50 mil HDPE insulation (PBX-50*-**).

* denotes color

** spool size (500', 1000', 2500')

02670 -2

Tracer Wire

Connectors

- Direct bury wire connectors shall include three-way lockable Copperhead SnakeBite™ Locking Connectors (LSC1230C) and Copperhead Mainline-to-Service Connectors (3WB-01) specifically manufactured for use in underground tracer wire installation. Connectors shall be dielectric silicone filled to seal out moisture and corrosion and shall be installed in a manner as to prevent any uninsulated wire exposure.
- Non-locking, friction fit or taped connectors are prohibited.

Termination/Access

- All tracer wire termination points must provide a direct connection point to the tracer wire by a utility locate transmitter (above ground or at grade) specifically manufactured for lite duty, concrete/driveway, or roadway applications.
- All at-grade access points shall be appropriately identified with “sewer” or “water” on the cap and be color coded per American Public Works (APWA) standards.
- All two-terminal tracer wire access points must include a manually interruptible conductive/connective link between the terminal for the tracer wire connection and the terminal for the ground rod wire connection.
- All two-terminal tracer wire access points must have external direct connection points to both the tracer wire and ground rod wire from top of lid.
- All at-grade access points shall include an encapsulated magnet molded into the top portion of the tube, to allow for detection by a ferrous metal detector.
- All at-grade access points shall be supplied with anti-corrosion wax/gel to protect wires.

Installation

General

- Tracer wire installation shall be performed in such a manner that allows proper access for connection of line tracing equipment, proper locating of wire without loss or deterioration of low frequency (512 Hz) signal, and without distortion of signal caused by more than one wire being installed in close proximity to one another.
- Tracer wire systems must be installed as a single continuous wire, except where using approved connectors. No looping or coiling of wire is allowed.
- Any damage occurring during installation of the tracer wire must be immediately repaired by removing the damaged wire and installing a new section of wire with approved connectors. Taping and/or spray coating shall not be allowed.
- Tracer wire shall be installed at the bottom half of the pipe and secured (taped/tied) at 5-foot intervals.
- Tracer wire shall be color coded as follows:
 - Potable Water – Blue
 - Sanitary Sewer & Storm Sewer – Green
 - Gas – Electric

- All service lateral tracer wire shall be a single wire, connected to the mainline tracer wire using a three-way mainline-to-service connector, installed without cutting/splicing the mainline tracer wire.
- In occurrences where an existing tracer wire is encountered on an existing utility that is being extended or tied into, the new tracer wire and existing tracer wire shall be connected using approved connectors.
- Tracer wire on all service laterals/stubs must terminate at an approved tracer wire access point located directly above the utility, at the edge of the road right-of-way, but out of the roadway.
- One foot of excess/slack wire is required in all tracer wire access points after meeting final elevation.

Water System

- A mainline tracer wire must be installed, with all service lateral tracer wires properly connected to the mainline tracer wire, to promote tracing/locating capabilities from a single connection point.
- Lay mainline tracer wire continuously, by-passing around the outside of valves and fittings on the north or east side.
- A single tracer wire only shall be installed on all water service laterals and must terminate at an approved tracer wire access point, color coded and located directly above the service lateral at the edge of road right-of-way.
- All conductive and non-conductive service lines shall include tracer wire.

Prohibited Products and Methods

The following products and methods shall NOT be allowed or acceptable:

- Non-American-made products
- Uninsulated tracer wire
- Stainless steel tracer wire
- Tracer wire insulations other than HDPE
- Tracer wire not domestically manufactured
- Brass or copper ground rods
- Wire connections utilizing taping or spray-on waterproofing
- Looped wire or continuous wire installations that have more than one wire laid side-by-side or in close proximity to one another
- Tracer wire wrapped around the corresponding utility
- Brass fittings with tracer wire connection lugs
- Wire terminations within the roadway in valve boxes, cleanouts, manholes, etc.
- Connecting tracer wire to existing conductive utilities

02670 -4

Tracer Wire

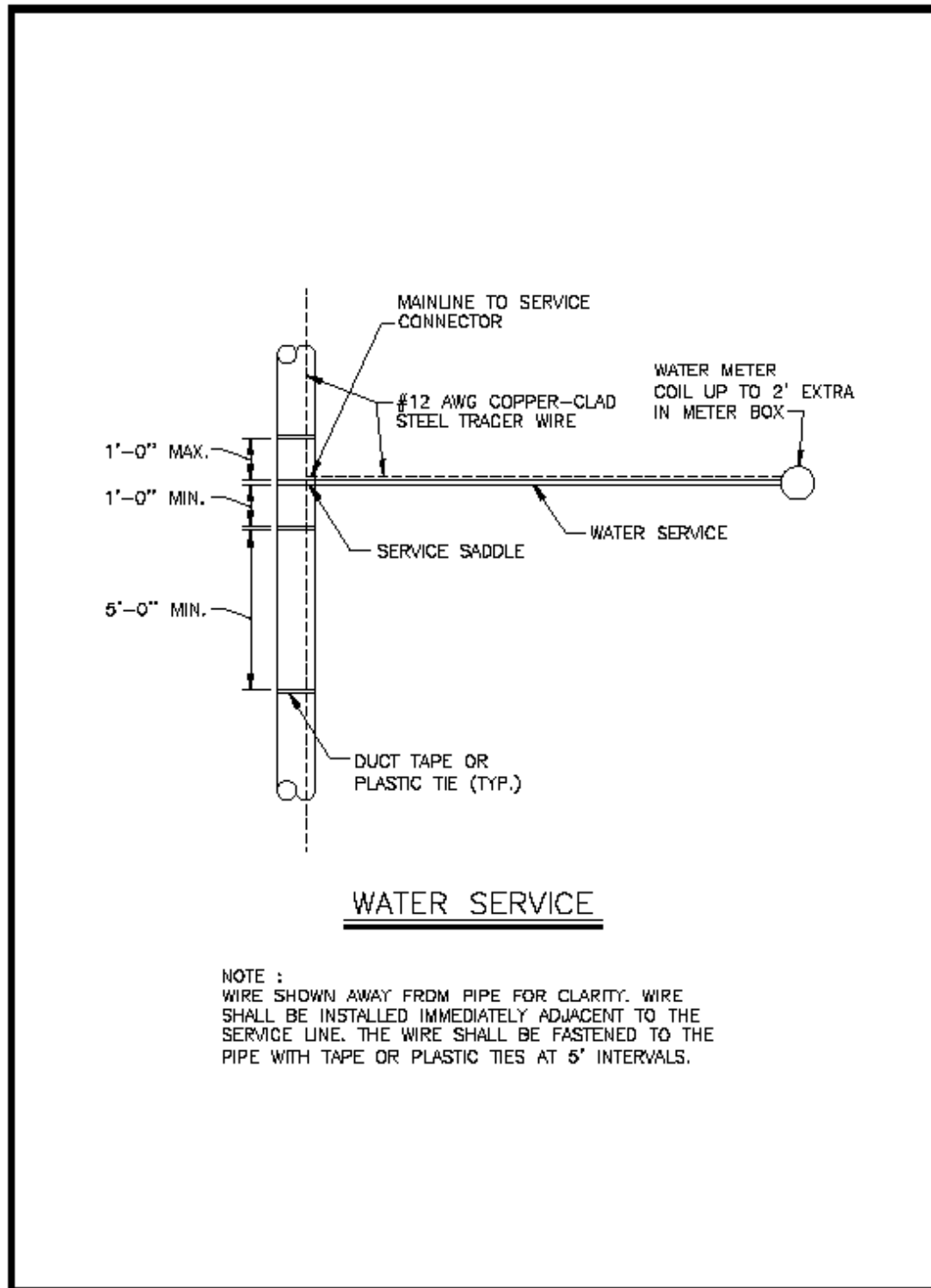
Testing

All new tracer wire installations shall be located using typical low frequency (512 Hz) line tracing equipment, witnessed by the contractor, engineer and facility owner as applicable, prior to acceptance of ownership.

This verification shall be performed upon completion of rough grading and again prior to final acceptance of the project.

Continuity testing in lieu of actual line tracing shall not be accepted.

02670 - 5
Tracer Wire



NOTE :
WIRE SHOWN AWAY FROM PIPE FOR CLARITY. WIRE SHALL BE INSTALLED IMMEDIATELY ADJACENT TO THE SERVICE LINE. THE WIRE SHALL BE FASTENED TO THE PIPE WITH TAPE OR PLASTIC TIES AT 5' INTERVALS.

END OF SECTION

SECTION 02933 Seeding

PART 1 GENERAL

1.1 SCOPE

- A. The work covered by this section shall include the establishment of all ground cover including areas to be seeded and sodded. This work shall include the supply of all materials, labor, superintendence and maintenance as outlined in these specifications. .
- B. The part of the site not covered by roads, walks, building, etc. shall be seeded according to these specifications. The areas to be sodded shall include a three foot strip immediately adjacent to all roads, walks, and structures, etc.
- C. Before final acceptance of the work, the CONTRACTOR shall satisfactorily clean all areas within the limits of his operations including the street surfaces, walks, gutters, fences, lawns, private property and structures, leaving them in as neat, clean and usable condition as originally found. He shall remove all machinery, tools, surplus materials, temporary buildings and other structures from the site of work. He shall so remove all organic matter and materials containing organic matter from all areas and places used by him during construction. All sewers, manholes, inlets, etc., shall be cleared of all scaffolding, sedimentation, debris, rubbish and dirt.

Where the CONTRACTOR's operations have resulted in filling existing ditches, clogging existing culverts, damaging existing bridges, ground surfaces, sidewalks, driveways, etc., the Contract shall reditch, clean culverts, repair or replace bridges, ground surfaces, sidewalks, driveways, etc., so as to return them to a condition as good as or better than existed prior to the beginning of his operations.

The CONTRACTOR's cleanup operations, which include repair, restoration or replacement of ground surfaces and existing improvements and the removal of rock, shall be performed continuously during the construction operations.

Following installation of the pipeline, "rough cleanup" work shall be performed. This shall consist of grading the trench to create a neat, low mound of backfill material and disposing of any excavated material, rubbish, etc. Crushed stone shall be added to driveways where necessary and fences repaired to the satisfaction of the property owners. After trenches have had adequate time to settle, final grade work and seeding shall be performed.

Rough Grade Work and Cleanup (Rough Cleanup) shall be defined to include the final backfill and windrowing of the ditch line, filling and leveling street and driveway cuts, cleaning up and removal of rubbish, repair of fences and structures,

02933-2
Seeding

and any other such work that may be required to result in a neat, orderly project area. Rough Cleanup shall be performed as other construction progresses and must be completed immediately after the adjacent pipeline construction.

Rough Cleanup is not a separate pay item. The cost for this work shall be included in the unit bid price for waterlines. If Rough Cleanup is not performed as specified, the OWNER will require deductions from partial payment estimates.

Final cleanup, grade work and seeding shall be performed on each line when backfilled trenches have had adequate time to settle, but at least within 2 months from the date each line is constructed. Final grade work and seeding on Kentucky Bureau of Highways rights-of-way shall be done in accordance with said Bureau's specifications and the permit granted to the OWNER specifically for this project.

Where work was performed on private property in lawns, earth of good quality, free from rock shall be spread over the disturbed area and graded and compacted to match adjacent ground contours. The graded area shall be hand raked until smooth and free from rock, potholes, and humps. The disturbed area shall then be seeded with the seed variety used on the original lawn (e.g., a bluegrass lawn shall be reseeded with bluegrass seed) and the seed raked in lightly. The seeded area shall be fertilized and then uniformly covered with straw to a depth of approximately 1-1/2 inches.

Where work was performed on private property and not in lawns the trench line shall be graded and filled if necessary to match adjacent contours. All rock larger than 1-1/2" in diameter shall be removed from the disturbed area. In general, pasture and fallow land shall be fertilized and seeded with Kentucky 31 Fescue and plowed fields shall be left unseeded, however, the desire of each property owner shall govern regarding seeding.

In all cases on private property the rate of seed and fertilizer application shall be that recommended by the University of Kentucky Cooperative Extension Service for new plantings of the variety of grass seed used.

If the trench line settles following final grade work or if grass seed fails to germinate within a reasonable time, the CONTRACTOR shall regrade or reseed the area in question as specified above and as directed by the ENGINEER.

The OWNER reserves the right to require the CONTRACTOR to obtain a signed Release from each property owner affected by the work. Said Release shall indicate that the property owner is satisfied with the restoration of his land. However, the execution of such a release shall not relieve the CONTRACTOR from any of his contractual obligations or other claims that may arise at a later date. The widths of construction easements obtained by the OWNER from

property owners is normally 20 feet and the CONTRACTOR shall confine his activities to the area within the limits of the easements unless specific permission is obtained by the CONTRACTOR from property owners.

PART 2 PRODUCTS

2.1 LIME

- A. Agriculture lime shall be spread over the entire area to be planted at an average rate of one (1) ton per acre. One tillage operation shall incorporate both the lime and the fertilizer into the soil to a depth of four inches (4").

2.2 FERTILIZER

- A. Two fertilizer materials shall be applied to all areas to be seeded. The first shall be complete commercial fertilizer with 1:2:2 ratio of nitrogen, phosphorus, and potassium. Eight hundred pounds (800 lbs) per acre of a 6-12-12 fertilizer, or equivalent amount of another 1:2:2 ratio fertilizer shall be used.
- B. In addition to a complete fertilizer, a slowly available nitrogen fertilizer shall be applied. Two hundred fifty pounds (250 lbs.) per acre of area formaldehyde (38-0-0) shall be used.
- C. Both fertilizer materials shall be free flowing and suitable for application with approved equipment. Each material shall conform to State fertilizer laws. Bagged fertilizer shall be delivered in sealed standard containers and shall bear the name, trademark, and warranty of the producer. The fertilizers shall be incorporated into the surface four inches (4") by tillage.

2.3 SEED

- A. Grass seed shall be fresh, clean and new crop seed composed of the following varieties mixed in the proportion by weight as shown and shall be certified as to varietal purity. All seed shall be mixed by a dealer furnished in sealed standard containers, and tagged with the dealer's guaranteed statement of composition of mixture and percentage of purity and germination. All areas disturbed by construction activity shall be seeded within the following blend at a rate of two hundred pounds (200 lbs.) per acre (4.6 pounds per 1000 square feet).
- B. The quality of seed shall conform to or exceed the minimum requirement for seed quality of the Kentucky Seed Improvement Association and shall meet or exceed the following standards for purity and germination:

02933-4
Seeding

Variety	Min% Purity/Germ	Wt.%	Seeding Rate Pounds Per Acre
Kentucky Bluegrass-Kenblue	98/80	20	40
Creeping Red Fescue-Pennlawn	98/85	70	140
Perennial Ryegrass	95/90	10	20

2.5 SOD

- A. Sod shall be bluegrass sod strongly rooted and free of pernicious weeds. It shall be a uniform thickness of not more than 1 1/2" and shall have not less than 3/4" of soil. All sod shall be grown on a commercial turf farm and no pasture sod shall be acceptable. The source of the sod must be approved by the Engineer before it is cut for delivery.

PART 3 EXECUTION

3.1 PLANTING SEASON

- A. The normal seasonal dates for seeding mixtures containing Kentucky Bluegrass or tall fescue shall be August 15 to October 15 and from the time the soil is workable in the spring to May 1. Seeding of a specified grass variety at times other than the normal seasonal dates must be approved by the ENGINEER. Seeding shall not be done during windy weather or when the ground is excessively wet, frozen or otherwise untiltable.

3.2 SOIL PREPARATION

- A. All areas shall be graded to surface drain as shown on the plans. The lime and fertilizer shall be applied at the rates specified above and tilled into the surface 4 inches with approved tillage equipment to provide a reasonably firm, but friable seedbed.
- B. All areas to be seeded or sodded shall meet the specified grades, and be free of any weed or undesirable plant growth or debris.
- C. Lime and fertilizer for all areas shall be applied at the rate specified and incorporated into the top four inches by approved tillage equipment. The seed and wood cellulose mulch shall then be mixed with adequate water to produce a slurry and then applied uniformly with a hydroseeder at the rates specified above. Any area inadequately covered shall be redone as directed by the ENGINEER.

3.3 MAINTENANCE OF SEEDED AREAS:

02933-5
Seeding

- A. The CONTRACTOR shall maintain seeded areas until they have been mowed two times and then he shall repair eroded areas one time after the second mowing. Each mowing shall be when the grass is about four inches (4") high and cut back to about 2 1/2". After the second mowing, the CONTRACTOR shall notify the ENGINEER that he is ready to repair erosion damage so that an inspection can be scheduled when the erosion repair work is complete. Once the erosion areas have been filled with topsoil, fertilized, seeded and mulched and the work has been inspected and approved by the ENGINEER, the work under this section is complete. Any further erosion repair work necessary will be treated as an extra and shall be done only when authorized by the ENGINEER.

3.4 CARE DURING CONSTRUCTION

- A. The CONTRACTOR shall be responsible for repair to turf areas damaged by his equipment or men until all work is accepted. Temporary haul roads and storage areas shall be tilled to depth of four inches (4") and fertilized, seeded and mulched as specified above.

END OF SECTION

SECTION 02957 Erosion Control and Stabilization

PART 1 GENERAL

1.1 SUMMARY

- A. This Section includes provisions for erosion control and stabilization.

PART 2 PRODUCTS

2.1 EROSION CONTROL

- A. All drainage paths and swales to be cut, graded and seeded prior to any utilities trenching.
- B. All drainage paths and excavated areas to be mulched upon completion of seeding. Straw bales to be staked perpendicular to flow in bottom of swale every 100 feet along drainage swale route. Straw bales to remain in swale route until a substantial growth of grass has been established. Straw bales to be staked around all inlet rims where swale lines are excavated to route storm water flow into inlet.
- C. Erosion control requires immediate seeding and mulching of any stripped and unvegetated areas, including unpaved right-of-ways.

2.2 SEEDING

- A. A leguminous inoculated seed mixture shall be used for all seed areas. Class of seeding as follows:

- 1. Mixture A: shall be used for all drainage paths, swales, side slopes, and all other areas where existing lawn is disturbed during construction.

Seed mixture shall be as follows:

- 2 lbs./1000 sq. ft. - Chewings Fescue
- 2 lbs./1000 sq. ft. - Kentucky Bluegrass
- 2 lbs./1000 sq. ft. - Perennial Rye

Seed shall be sown at a rate of 6 lbs. per 1000 sq. ft. of area.

- 2. Mixture B: shall be for all areas disturbed by excavation and re-grading as seasonal or temporary cover in bare areas.

Seed mixture shall be as follows:

02957-2

Erosion Control and Stabilization

1 lb./1000 sq. ft. - Perennial Rye

1 lb./1000 sq. ft. - Annual Rye

Seed shall be sown at a rate of 4 lbs. per 1000 sq. ft. of area.

3. Mixture C: shall be used for all lake or pond banks.

Seed mixture shall be as follows:

20% Perennial Ryegrass

15% Kentucky Bluegrass

15% Creeping Red Fescue

50% Nutri-Kote plus Apron fungicide seed coating.

Seed shall be sown at a rate of 5 lbs. per 1000 sq. ft. of area.

2.3 FERTILIZER

- A. Apply a minimum of 600 lbs. of 12-12-12 fertilizer per acre.

2.4 MULCH

- A. Mulch shall consist of clean, seed-free threshed straw of wheat, rye, oats, or barley. Mulch to be spread uniformly to form a continuous blanket not less than 1.5 inches loose measurement over "Mixture A" and "Mixture C" seeded areas.
- B. The mulch shall be held in place by being mechanically crimped into the soil, tackified with a bio-degradable tackifier, or netted and stapled to the soil with a photo-degradable or bio-degradable netting. The mulch should be applied at a minimum rate of 1500 lbs. per acre.

2.5 STRAW TACKIFIER - MULCH TACKIFIER

- A. The tackifier shall be a naturally derived product from all organic sources resulting in a strong resilient muciloid, non-bitumen M-Binder. The product can be used in a hydro-seeder with both 100% Virgin Wood Fiber or Paper Wood Cellulose mulch and can be sprayed on 100% Wheat Straw Mulch for stabilization from the wind. Application rates vary between 60-140 lbs. per acre depending upon the existing conditions. The product shall be packed in 40 lbs. fiber bags.

02957-3

Erosion Control and Stabilization

Technical Specifications:

Protein Content	1.62
Ash Content	2.7
Fiber	4.0
pH of 1% Solution	6.8
Settleable Solids	5.0

- B. Erosion control requires immediate seeding and mulching of any stripped and un-vegetated areas, including unpaved right-of-ways.

PART 3 (NOT USED)

END OF SECTION

N O T I C E

**DEPARTMENT OF THE ARMY
CORPS OF ENGINEERS
NATIONWIDE PERMIT AUTHORIZATION
KENTUCKY DIVISION OF WATER 401 WQC**

PROJECT: Mason County, Item No. 9-8911
Bridge Removal Kennedy Creek Road over Kennedy
Creek

The Section 404 & 401 activities for this project have been previously permitted under the authority of the Department of the Army Nationwide Permit No. 14 “Linear Transportation Projects” & Division of Water General Water Quality Certification. In order for these authorizations to be valid, the attached conditions must be followed. The contractor shall post a copy of this Nationwide Permit & General WQC in a conspicuous location at the project site for the duration of construction and comply with the general conditions as required.

Station 6+00
See sheet R3

Remove an existing single span bridge over Kennedy Creek. Although the bridge is being removed, the **perennial** stream will have minor impacts below the normal high water. The impacts primarily consist of the placement of riprap for bank stabilization. The bank stabilization is necessary to protect the bank at the end of the road once the bridge structures are removed. The estimated area of impact is **35 linear feet** and **0.004 acres**.

This project involves work near and/or within Jurisdictional Waters of the United States as defined by the United States Army Corps of Engineers and therefore requires a Nationwide 14 General 404 Permit. The Division of Water certified this General Permit with several conditions (See attached). One that should be brought to your attention is regarding the use of heavy equipment in the stream channel. If there is need to cross the stream channel with heavy equipment or conduct work from within the stream channel a working platform or temporary crossing is authorized. This should be constructed with clean rock and sufficient pipe to allow stream flow to continue unimpeded (see attached typical drawing).

In order for this authorization to be valid, the attached conditions must be followed. The contractor shall post a copy of this Nationwide Approval in a conspicuous location at the project

site for the duration of construction and comply with the general conditions as required.

To more readily expedite construction, the contractor may elect to alter the design or perform the work in a manner different from what was originally proposed and specified. Prior to commencing such alternative work, the contractor shall obtain **written** permission from the Division of Construction and the Division of Environmental Analysis. If such changes necessitate further permitting then the contractor will be responsible for applying to the Army Corps of Engineers and the Kentucky Division of Water (KDOW). A copy of any request to the Corps of Engineers or the KDOW to alter this proposal and subsequent responses shall be forwarded to the Division of Environmental Analysis, DA Permit Coordinator, for office records and for informational purposes.



MATTHEW G. BEVIN
GOVERNOR

CHARLES G. SNAVELY
SECRETARY

**ENERGY AND ENVIRONMENT CABINET
DEPARTMENT FOR ENVIRONMENTAL PROTECTION**

R. BRUCE SCOTT
COMMISSIONER

300 SOWER BOULEVARD
FRANKFORT, KENTUCKY 40601

**General Certification--Nationwide Permit # 14
Linear Transportation Projects**

This General Certification is issued March 19, 2017, in conformity with the requirements of Section 401 of the Clean Water Act of 1977, as amended (33 U.S.C. §1341), as well as Kentucky Statute KRS 224.16-050.

For this and all nationwide permits, the definition of surface water is as per 401 KAR 10:001 Chapter 10, Section 1(80): Surface Waters means those waters having well-defined banks and beds, either constantly or intermittently flowing; lakes and impounded waters; marshes and wetlands; and any subterranean waters flowing in well-defined channels and having a demonstrable hydrologic connection with the surface. Lagoons used for waste treatment and effluent ditches that are situated on property owned, leased, or under valid easement by a permitted discharger are not considered to be surface waters of the commonwealth.

Agricultural operations, as defined by KRS 224.71-100(1) conducting activities pursuant to KRS 224.71-100 (3), (4), (5), (6), or 10 are deemed to have certification if they are implementing an Agriculture Water Quality Plan pursuant to KRS 224.71-145.

For all other operations, the Commonwealth of Kentucky hereby certifies under Section 401 of the Clean Water Act (CWA) that it has reasonable assurances that applicable water quality standards under Kentucky Administrative Regulations Title 401, Chapter 10, established pursuant to Sections 301, 302, 304, 306 and 307 of the CWA, will not be violated for the activity covered under NATIONWIDE PERMIT 14, namely Linear Transportation Projects, provided that the following conditions are met:

1. The activity will not occur within surface waters of the Commonwealth identified by the Kentucky Division of Water as Outstanding State or National Resource Water, Cold Water Aquatic Habitat, or Exceptional Waters.
2. The activity will not occur within surface waters of the Commonwealth identified as perpetually-protected (e.g. deed restriction, conservation easement) mitigation sites.
3. The activity will impact less than 1/2 acre of wetland/marsh.

General Certification--Nationwide Permit # 14
Linear Transportation Projects
Page 2

4. The activity will impact less than 300 linear feet of surface waters of the Commonwealth. Stream realignment greater than 100 feet and in-stream stormwater detention/retention basins are not covered under this general water quality certification.
5. For complete linear transportation projects, all impacts shall not exceed a cumulative length of 500 linear feet within each Hydrologic Unit Code (HUC) 14.
6. Any crossings must be constructed in a manner that does not impede natural water flow.
7. Stream impacts covered under this General Water Quality Certification and undertaken by those persons defined as an agricultural operation under the Agricultural Water Quality Act must be completed in compliance with the Kentucky Agricultural Water Quality Plan (KWQP).
8. The Kentucky Division of Water may require submission of a formal application for an individual certification for any project if the project has been determined to likely have a significant adverse effect upon water quality or degrade the waters of the Commonwealth so that existing uses of the water body or downstream waters are precluded.
9. Activities that do not meet the conditions of this General Water Quality Certification require an Individual Section 401 Water Quality Certification.
10. Activities qualifying for coverage under this General Water Quality Certification are subject to the following conditions:
 - Projects requiring in-stream stormwater detention/retention basins shall require individual water quality certifications.
 - Erosion and sedimentation pollution control plans and Best Management Practices must be designed, installed, and maintained in effective operating condition at all times during construction activities so that violations of state water quality standards do not occur (401 KAR 10:031 Section 2 and KRS 224.70-100).
 - Sediment and erosion control measures, such as check-dams constructed of any material, silt fencing, hay bales, etc., shall not be placed within surface waters of the Commonwealth, either temporarily or permanently, without prior approval by the Kentucky Division of Water's Water Quality Certification Section. If placement of sediment and erosion control measures in surface waters is unavoidable, design and placement of temporary erosion control measures shall not be conducted in such a manner that may result in instability of streams that are adjacent to,

General Certification--Nationwide Permit # 14
Linear Transportation Projects
Page 3

upstream, or downstream of the structures. All sediment and erosion control devices shall be removed and the natural grade restored within the completion timeline of the activities.

- Measures shall be taken to prevent or control spills of fuels, lubricants, or other toxic materials used in construction from entering the watercourse.
- Removal of riparian vegetation in the utility line right-of-way shall be limited to that necessary for equipment access.
- To the maximum extent practicable, all in-stream work under this certification shall be performed under low-flow conditions.
- Heavy equipment, e.g. bulldozers, backhoes, draglines, etc., if required for this project, should not be used or operated within the stream channel. In those instances in which such in-stream work is unavoidable, then it shall be performed in such a manner and duration as to minimize turbidity and disturbance to substrates and bank or riparian vegetation.
- Any fill shall be of such composition that it will not adversely affect the biological, chemical, or physical properties of the receiving waters and/or cause violations of water quality standards. If rip-rap is utilized, it should be of such weight and size that bank stress or slump conditions will not be created because of its placement.
- If there are water supply intakes located downstream that may be affected by increased turbidity and suspended solids, the permittee shall notify the operator when such work will be done.
- Should evidence of stream pollution or jurisdictional wetland impairment and/or violations of water quality standards occur as a result of this activity (either from a spill or other forms of water pollution), the KDOW shall be notified immediately by calling (800) 928-2380.

Non-compliance with the conditions of this general certification or violation of Kentucky state water quality standards may result in civil penalties.

2017 Nationwide Permits Regional and Permit-Specific Conditions COMMONWEALTH OF KENTUCKY

These regional conditions are in addition to, but do not supersede, the requirements in the Federal Register (Volume 82, No. 4 of January 6, 2017, pp 1860).

Notifications for all Nationwide Permits (NWP) shall be in accordance with General Condition No. 32.

1. For activities that would impact Outstanding State or National Resource Waters (OSNRWs), Exceptional Waters (EWs), Coldwater Aquatic Habitat Waters (CAHs) under the Endangered Species Act for the NWP listed below, a Pre-Construction Notification (PCN) will be required to the Corps. The Corps will coordinate with the appropriate resource agencies (see attached list) on these NWP (Section 404 activities), for impacts to these waters.

NWP 3 (Maintenance)

NWP 4 (Fish and Wildlife Harvesting, Enhancement, and Attraction Devices and Activities)

NWP 5 (Scientific Measurement Devices)

NWP 6 (Survey Activities)

NWP 7 (Outfall Structures and Associated Intake Structures)

NWP 12 (Utility Line Activities)

NWP 13 (Bank Stabilization)

NWP 14 (Linear Transportation Projects)

NWP 15 (U.S. Coast Guard Approved Bridges)

NWP 16 (Return Water from Upland Contained Disposal Areas)

NWP 17 (Hydropower Projects)

NWP 18 (Minor Discharges)

NWP 19 (Minor Dredging)

NWP 20 (Response Operations for Oil or Hazardous Substances)

NWP 21 (Surface Coal Mining Activities)

NWP 22 (Removal of Vessels)

NWP 23 (Approved Categorical Exclusions)

NWP 25 (Structural Discharges)

NWP 27 (Aquatic Habitat Restoration, Establishment, and Enhancement Activities)

NWP 29 (Residential Developments)

NWP 30 (Moist Soil Management for Wildlife)

NWP 31 (Maintenance of Existing Flood Control Facilities)

NWP 32 (Completed Enforcement Actions)

NWP 33 (Temporary Construction, Access, and Dewatering)

NWP 34 (Cranberry Production Activities)

NWP 36 (Boat Ramps)

NWP 37 (Emergency Watershed Protection and Rehabilitation)

NWP 38 (Cleanup of Hazardous and Toxic Waste)

NWP 39 (Commercial and Institutional Developments)

NWP 40 (Agricultural Activities)

- NWP 41 (Reshaping Existing Drainage Ditches)
 - NWP 42 (Recreational Facilities)
 - NWP 43 (Stormwater Management Facilities)
 - NWP 44 (Mining Activities)
 - NWP 45 (Repair of Uplands Damaged by Discrete Events)
 - NWP 46 (Discharges in Ditches)
 - NWP 48 (Commercial Shellfish Aquaculture Activities)
 - NWP 49 (Coal Remining Activities)
 - NWP 50 (Underground Coal Mining Activities)
 - NWP 51 (Land-Based Renewable Energy Generation Facilities)
 - NWP 52 (Water-Based Renewable Energy Generation Pilot Projects)
 - NWP 53 (Removal of Low-Head Dams)
 - NWP 54 (Living Shorelines)
2. In addition to the notification and agency coordination requirements in the NWPs, for impacts greater than 0.25 acres in all “waters of the U.S.” for the NWPs listed below, a PCN will be required to the Corps. The Corps will coordinate with the appropriate resource agencies (see attached list) on these NWPs:
- NWP 3 (Maintenance)
 - NWP 7 (Outfall Structures and Associated Intake Structures)
 - NWP 12 (Utility Line Activities)
 - NWP 14 (Linear Transportation Projects)
 - NWP 29 (Residential Developments)
 - NWP 39 (Commercial and Institutional Developments)
 - NWP 40 (Agricultural Activities)
 - NWP 41 (Reshaping Existing Drainage Ditches)
 - NWP 42 (Recreational Facilities)
 - NWP 43 (Stormwater Management Facilities)
 - NWP 44 (Mining Activities)
 - NWP 51 (Land-Based Renewable Energy Generation Facilities)
 - NWP 52 (Water-Based Renewable Energy Generation Pilot Projects)
 - NWP 53 (Removal of Low-Head Dams)
3. For activities in all “waters of the U.S.” for the NWPs listed below, a PCN will be required to the Corps. The Corps will coordinate with the appropriate resource agencies (see attached list) on these NWPs:
- NWP 21 (Surface Coal Mining Activities)
 - NWP 27 (Aquatic Habitat Restoration, Establishment & Enhancement Activities)
 - NWP 49 (Coal Remining Activities)
 - NWP 50 (Underground Coal Mining Activities)
4. Nationwide Permit No. 14 – Linear Transportation Projects.
- (a) New road alignments or realignments are limited to a permanent loss of 500 linear feet of intermittent or perennial stream length at each crossing. Road crossings with permanent losses greater than 500 linear feet of intermittent or perennial stream associated with new

alignments or realignments will be evaluated as an individual permit (i.e., a Letter of Permission or as a Standard Individual Permit).

- (b) In addition to the notification requirements contained in NWP 14, the permittee must submit a PCN to the district engineer prior to commencing the activity for the permanent loss of greater than 300 feet of ephemeral, intermittent and perennial stream of all "waters of the U.S." (See General Condition 32 and the definition of "loss of waters of the United States" in the Nationwide Permits for further information.)
5. Notification in accordance with General Condition 32 is required to the Corps for all activities which are subject to jurisdiction under Section 10 of the Rivers and Harbors Act of 1899 (33 U.S.C. 403).
6. All applications are required as both a paper copy and in an electronic media format, including electronic mail or compact disc.
7. For all activities, the applicant shall review the U.S. Fish and Wildlife Service's IPaC website: <http://ecos.fws.gov/ipac> to determine if the activity might affect threatened and/or endangered species or designated critical habitat. If federally-listed species or designated critical habitat are identified, a PCN in accordance with General Condition 18 and 32 would be triggered and the official species list generated from the IPaC website must be submitted with the PCN.

Further information:

Outstanding State or National Resource Water (OSNRWs), Exceptional Waters (EWs), and Coldwater Aquatic Habitat Waters (CAHs) are waters designated by the Commonwealth of Kentucky, Natural Resources and Environmental Protection Cabinet. The list can be found at the following link: <http://eppcapp.ky.gov/spwaters/>

Information on Pre-Construction Notification (PCN) can be found at NWP General Condition No. 32 in the Federal Register (Volume 81, No. 105 of June 1, 2017, pp 35211).

COORDINATING RESOURCE AGENCIES

Chief, Wetlands Regulatory Section
U.S. Environmental Protection Agency
Region IV
Atlanta Federal Center
61 Forsyth Street, SW
Atlanta, Georgia 30303

Supervisor
U.S. Fish & Wildlife Service
JC Watts Federal Building, Room 265
330 West Broadway
Frankfort, Kentucky 40601

Supervisor
401 Water Quality Certification
Kentucky Division of Water
300 Sower Boulevard, 3rd Floor
Frankfort, KY 40601

Commissioner
Department of Fish and Wildlife Resources
#1 Game Farm Road
Frankfort, Kentucky 40601

Executive Director and State Historic Preservation Officer
Kentucky Heritage Council
300 Washington Street
Frankfort, Kentucky 40601

**ADDITIONAL COORDINATING RESOURCE AGENCY
FOR NWPS 21, 49, AND 50**

Kentucky Department for Natural Resources
Division of Mine Permits
300 Sower Boulevard
Frankfort, KY 40601

Terms for Nationwide Permit No. 14
Linear Transportation Projects

Activities required for crossings of waters of the United States associated with the construction, expansion, modification, or improvement of linear transportation projects (e.g., roads, highways, railways, trails, airport runways, and taxiways) in waters of the United States. For linear transportation projects in non-tidal waters, the discharge cannot cause the loss of greater than 1/2-acre of waters of the United States. For linear transportation projects in tidal waters, the discharge cannot cause the loss of greater than 1/3-acre of waters of the United States. Any stream channel modification, including bank stabilization, is limited to the minimum necessary to construct or protect the linear transportation project; such modifications must be in the immediate vicinity of the project.

This NWP also authorizes temporary structures, fills, and work, including the use of temporary mats, necessary to construct the linear transportation project. Appropriate measures must be taken to maintain normal downstream flows and minimize flooding to the maximum extent practicable, when temporary structures, work, and discharges, including cofferdams, are necessary for construction activities, access fills, or dewatering of construction sites. Temporary fills must consist of materials, and be placed in a manner, that will not be eroded by expected high flows. Temporary fills must be removed in their entirety and the affected areas returned to pre-construction elevations. The areas affected by temporary fills must be revegetated, as appropriate.

This NWP cannot be used to authorize non-linear features commonly associated with transportation projects, such as vehicle maintenance or storage buildings, parking lots, train stations, or aircraft hangars.

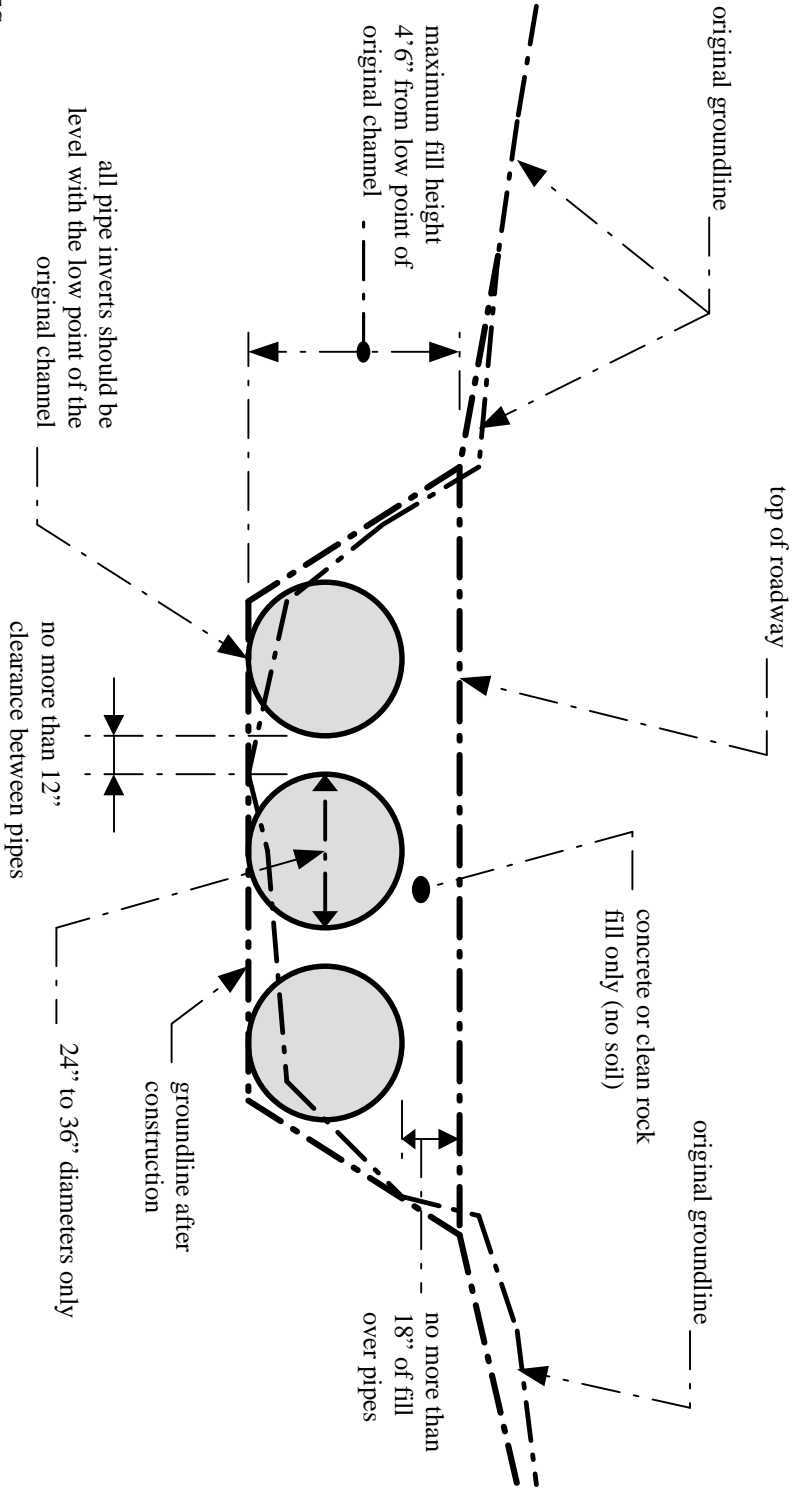
Notification: The permittee must submit a pre-construction notification to the district engineer prior to commencing the activity if: (1) the loss of waters of the United States exceeds 1/10-acre; or (2) there is a discharge in a special aquatic site, including wetlands. (See general condition 32.) (Authorities: Sections 10 and 404)

Note 1: For linear transportation projects crossing a single waterbody more than one time at separate and distant locations, or multiple waterbodies at separate and distant locations, each crossing is considered a single and complete project for purposes of NWP authorization. Linear transportation projects must comply with 33 CFR 330.6(d).

Note 2: Some discharges for the construction of farm roads or forest roads, or temporary roads for moving mining equipment, may qualify for an exemption under section 404(f) of the Clean Water Act (see 33 CFR 323.4).

Note 3: For NWP 14 activities that require pre-construction notification, the PCN must include any other NWP(s), regional general permit(s), or individual permit(s) used or intended to be used to authorize any part of the proposed project or any related activity, including other separate and distant crossings that require Department of the Army authorization but do not require pre-construction notification (see paragraph (b) of general condition 32). The district engineer will evaluate the PCN in accordance with Section D, "District Engineer's Decision." The district engineer may require mitigation to ensure that the authorized activity results in no more than minimal individual and cumulative adverse environmental effects (see general condition 23).

ATTACHMENT 1



NOTES:

1. This is a conceptual drawing. The number and size of pipes and other details will vary depending on specific site conditions.
2. The pipes and backfill must be contained within the stream channel as shown above. During the construction of the approaches and access roadway across the floodplain, unstable and unconsolidated materials unsuitable for roadways may be excavated and replaced with riprap, crushed stone, or other stable road construction materials. This may only be done, however, with the following provisions: (1) the disposal of excess, unconsolidated materials thus excavated must be outside of the floodplain and (2) the finished surface of the completed road may be no more than three inches (3") above the pre-construction surface of the floodplain at any point beyond the top of banks.

LOW-WATER CROSSING

STANDARD DRAWING
Not to Scale

KyTC BMP Plan for Project CID ## - #####; *KYTC Item No. 9-8911*



Kentucky Transportation Cabinet

Highway District _9_

And

_____ (2), Construction

**Kentucky Pollutant Discharge Elimination System
Permit KYR10**

Best Management Practices (BMP) plan

Groundwater Protection Plan

For Highway Construction Activities

For

***Mason County
Address Deficiencies of the Bridge
On Kennedy Creek Road (CR 1019)***

Project: CID ## - #####; *KYTC Item No. 9-8911*

KyTC BMP Plan for Project CID ## - #####; **KYTC Item No. 9-8911**

Project information

Note – (1) = Design (2) = Construction (3) = Contractor

1. Owner – Kentucky Transportation Cabinet, District **_9_**
2. Resident Engineer: (2)
3. Contractor name: (2)
Address: (2)

Phone number: (2)
Contact: (2)
Contractors agent responsible for compliance with the KPDES permit requirements (3):
4. Project Control Number (2)
5. Route (Address) **Kennedy Creek Road (CR 1019) & KY 10**
6. Latitude/Longitude (project mid-point) **Long: -83° 42' 58.660863", Lat: 38° 38' 3.604367"**
7. County (project mid-point) **Mason**
8. Project start date (date work will begin): (2)
9. Projected completion date: (2)

KyTC BMP Plan for Project CID ## - #####; **KYTC Item No. 9-8911**

A. Site description:

1. Nature of Construction Activity (from letting project description) **Address deficiencies of the bridge on Kennedy Creek Road – existing bridge will be removed & not replaced; Kennedy Creek Road/KY 10 intersection will be slightly relocated to the west to improve sight distance**
2. Order of major soil disturbing activities (2) and (3)
3. Projected volume of material to be moved **3868 cubic yards**
4. Estimate of total project area (acres) **2 acres**
5. Estimate of area to be disturbed (acres) **2 acres**
6. Post construction runoff coefficient will be included in the project drainage folder. Persons needing information pertaining to the runoff coefficient will contact the resident engineer to request this information.
7. Data describing existing soil condition **The Geotechnical Report identified that the most common soil type for the project is low to medium plasticity clays (CL). Clayey Gravels (GC) are also encountered at the project site. & (2)**
8. Data describing existing discharge water quality (if any) **None known. & (2)**
9. Receiving water name **Kennedy Creek**
10. TMDLs and Pollutants of Concern in Receiving Waters: **Kennedy Creek is not listed on KY Division of Water's 303(d) list of impaired waters. Additionally, there are no TMDLs developed for this stream.**
11. Site map – Project layout sheet plus the erosion control sheets in the project plans that depict Disturbed Drainage Areas (DDAs) and related information. These sheets depict the existing project conditions with areas delineated by DDA (drainage area bounded by watershed breaks and right of way limits), the storm water discharge locations (either as a point discharge or as overland flow) and the areas that drain to each discharge point. These plans define the limits of areas to be disturbed and the location of control measures. Controls will be either site specific as designated by the designer or will be annotated by the contractor and resident engineer before disturbance commences. The project layout sheet shows the surface waters and wetlands.

KyTC BMP Plan for Project CID ## - #####; **KYTC Item No. 9-8911**

12. Potential sources of pollutants:

The primary source of pollutants is solids that are mobilized during storm events. Other sources of pollutants include oil/fuel/grease from servicing and operating construction equipment, concrete washout water, sanitary wastes and trash/debris. (3)

B. Sediment and Erosion Control Measures:

1. Plans for highway construction projects will include erosion control sheets that depict Disturbed Drainage Areas (DDAs) and related information. These plan sheets will show the existing project conditions with areas delineated by DDA within the right of way limits, the discharge points and the areas that drain to each discharge point. Project managers and designers will analyze the DDAs and identify Best Management Practices (BMPs) that are site specific. The balance of the BMPs for the project will be listed in the bid documents for selection and use by the contractor on the project with approval by the resident engineer.

Projects that do not have DDAs annotated on the erosion control sheets will employ the same concepts for development and managing BMP plans.

2. Following award of the contract, the contractor and resident engineer will annotate the erosion control sheets showing location and type of BMPs for each of the DDAs that will be disturbed at the outset of the project. This annotation will be accompanied by an order of work that reflects the order or sequence of major soil moving activities. The remaining DDAs are to be designated as "Do Not Disturb" until the contractor and resident engineer prepare the plan for BMPs to be employed. The initial BMP's shall be for the first phase (generally Clearing and Grubbing) and shall be modified as needed as the project changes phases. The BMP Plan will be modified to reflect disturbance in additional DDA's as the work progresses. All DDA's will have adequate BMP's in place before being disturbed.
3. As DDAs are prepared for construction, the following will be addressed for the project as a whole or for each DDA as appropriate:
 - Construction Access – This is the first land-disturbing activity. As soon as construction begins, bare areas will be stabilized with gravel and temporary mulch and/or vegetation.

KyTC BMP Plan for Project CID ## - #####; **KYTC Item No. 9-8911**

- At the beginning of the project, all DDAs for the project will be inspected for areas that are a source of storm water pollutants. Areas that are a source of pollutants will receive appropriate cover or BMPs to arrest the introduction of pollutants into storm water. Areas that have not been opened by the contractor will be inspected periodically (once per month) to determine if there is a need to employ BMPs to keep pollutants from entering storm water.
- Clearing and Grubbing – The following BMP's will be considered and used where appropriate.
 - Leaving areas undisturbed when possible.
 - Silt basins to provide silt volume for large areas.
 - Silt Traps Type A for small areas.
 - Silt Traps Type C in front of existing and drop inlets which are to be saved
 - Diversion ditches to catch sheet runoff and carry it to basins or traps or to divert it around areas to be disturbed.
 - Brush and/or other barriers to slow and/or divert runoff.
 - Silt fences to catch sheet runoff on short slopes. For longer slopes, multiple rows of silt fence may be considered.
 - Temporary Mulch for areas which are not feasible for the fore mentioned types of protections.
 - Non-standard or innovative methods.
- Cut & Fill and placement of drainage structures - The BMP Plan will be modified to show additional BMP's such as:
 - Silt Traps Type B in ditches and/or drainways as they are completed
 - Silt Traps Type C in front of pipes after they are placed
 - Channel Lining
 - Erosion Control Blanket
 - Temporary mulch and/or seeding for areas where construction activities will be ceased for 21 days or more.
 - Non-standard or innovative methods
- Profile and X-Section in place – The BMP Plan will be modified to show elimination of BMP's which had to be removed and the addition of new BMP's as the roadway was shaped. Probably changes include:
 - Silt Trap Type A, Brush and/or other barriers, Temporary Mulch, and any other BMP which had to be removed for final grading to take place.
 - Additional Silt Traps Type B and Type C to be placed as final drainage patterns are put in place.
 - Additional Channel Lining and/or Erosion Control Blanket.
 - Temporary Mulch for areas where Permanent Seeding and Protection cannot be done within 21 days.
 - Special BMP's such as Karst Policy

KyTC BMP Plan for Project CID ## - #####; **KYTC Item No. 9-8911**

- Finish Work (Paving, Seeding, Protect, etc.) – A final BMP Plan will result from modifications during this phase of construction. Probably changes include:
 - Removal of Silt Traps Type B from ditches and drainways if they are protected with other BMP's which are sufficient to control erosion, i.e. Erosion Control Blanket or Permanent Seeding and Protection on moderate grades.
 - Permanent Seeding and Protection
 - Placing Sod
 - Planting trees and/or shrubs where they are included in the project
- BMP's including Storm Water Management Devices such as velocity dissipation devices and Karst policy BMP's to be installed during construction to control the pollutants in storm water discharges that will occur after construction has been completed are : **None.**

C. Other Control Measures

1. No solid materials, including building materials, shall be discharged to waters of the commonwealth, except as authorized by a Section 404 permit.
2. Waste Materials

All waste materials that may leach pollutants (paint and paint containers, caulk tubes, oil/grease containers, liquids of any kind, soluble materials, etc.) will be collected and stored in appropriate covered waste containers. Waste containers shall be removed from the project site on a sufficiently frequent basis as to not allow wastes to become a source of pollution. All personnel will be instructed regarding the correct procedure for waste disposal. Wastes will be disposed in accordance with appropriate regulations. Notices stating these practices will be posted in the office.

3. Hazardous Waste

All hazardous waste materials will be managed and disposed of in the manner specified by local or state regulation. The contractor shall notify the Section Engineer if there any hazardous wastes being generated at the project site and how these wastes are being managed. Site personnel will be instructed with regard to proper storage and handling of hazardous wastes when required. The Transportation Cabinet will file for generator, registration when appropriate, with the Division of Waste Management and advise the contractor regarding waste management requirements.

KyTC BMP Plan for Project CID ## - #####; **KYTC Item No. 9-8911**

4. Spill Prevention

The following material management practices will be used to reduce the risk of spills or other exposure of materials and substances to the weather and/or runoff.

➤ **Good Housekeeping:**

The following good housekeeping practices will be followed onsite during the construction project.

- An effort will be made to store only enough product required to do the job
- All materials stored onsite will be stored in a neat, orderly manner in their appropriate containers and, if possible, under a roof or other enclosure
- Products will be kept in their original containers with the original manufacturer's label
- Substances will not be mixed with one another unless recommended by the manufacturer
- Whenever possible, all of the product will be used up before disposing of the container
- Manufacturers' recommendations for proper use and disposal will be followed
- The site contractor will inspect daily to ensure proper use and disposal of materials onsite

➤ **Hazardous Products:**

These practices will be used to reduce the risks associated with any and all hazardous materials.

- Products will be kept in original containers unless they are not resealable
- Original labels and material safety data sheets (MSDS) will be reviewed and retained
- Contractor will follow procedures recommended by the manufacturer when handling hazardous materials
- If surplus product must be disposed of, manufacturers' or state/local recommended methods for proper disposal will be followed

The following product-specific practices will be followed onsite:

➤ **Petroleum Products:**

KyTC BMP Plan for Project CID ## - #####; **KYTC Item No. 9-8911**

Vehicles and equipment that are fueled and maintained on site will be monitored for leaks, and receive regular preventative maintenance to reduce the chance of leakage. Petroleum products onsite will be stored in tightly sealed containers, which are clearly labeled and will be protected from exposure to weather.

The contractor shall prepare an Oil Pollution Spill Prevention Control and Countermeasure plan when the project that involves the storage of petroleum products in 55 gallon or larger containers with a total combined storage capacity of 1,320 gallons. This is a requirement of 40 CFR 112.

This project (will / will not) (3) have over 1,320 gallons of petroleum products with a total capacity, sum of all containers 55 gallon capacity and larger.

➤ **Fertilizers:**

Fertilizers will be applied at rates prescribed by the contract, standard specifications or as directed by the resident engineer. Once applied, fertilizer will be covered with mulch or blankets or worked into the soil to limit exposure to storm water. Storage will be in a covered shed. The contents of any partially used bags of fertilizer will be transferred to a sealable plastic bin to avoid spills.

➤ **Paints:**

All containers will be tightly sealed and stored indoors or under roof when not being used. Excess paint or paint wash water will not be discharged to the drainage or storm sewer system but will be properly disposed of according to manufacturers' instructions or state and local regulations.

➤ **Concrete Truck Washout:**

Concrete truck mixers and chutes will not be washed on pavement, near storm drain inlets, or within 75 feet of any ditch, stream, wetland, lake, or sinkhole. Where possible, excess concrete and wash water will be discharged to areas prepared for pouring new concrete, flat areas to be paved that are away from ditches or drainage system features, or other locations that will not drain off site. Where this approach is not possible, a shallow earthen wash basin will be excavated away from ditches to receive the wash water

➤ **Spill Control Practices**

In addition to the good housekeeping and material management practices discussed in the previous sections of this plan, the following practices will be followed for spill prevention and cleanup:

KyTC BMP Plan for Project CID ## - #####; **KYTC Item No. 9-8911**

- Manufacturers' recommended methods for spill cleanup will be clearly posted. All personnel will be made aware of procedures and the location of the information and cleanup supplies.
- Materials and equipment necessary for spill cleanup will be kept in the material storage area. Equipment and materials will include as appropriate, brooms, dust pans, mops, rags, gloves, oil absorbents, sand, sawdust, and plastic and metal trash containers.
- All spills will be cleaned up immediately after discovery.
- The spill area will be kept well ventilated and personnel will wear appropriate protective clothing to prevent injury from contact with a hazardous substance.
- Spills of toxic or hazardous material will be reported to the appropriate state/local agency as required by KRS 224 and applicable federal law.
- The spill prevention plan will be adjusted as needed to prevent spills from reoccurring and improve spill response and cleanup.
- Spills of products will be cleaned up promptly. Wastes from spill clean up will be disposed in accordance with appropriate regulations.

D. Other State and Local Plans

This BMP plan shall include any requirements specified in sediment and erosion control plans, storm water management plans or permits that have been approved by other state or local officials. Upon submittal of the NOI, other requirements for surface water protection are incorporated by reference into and are enforceable under this permit (even if they are not specifically included in this BMP plan). This provision does not apply to master or comprehensive plans, non-enforceable guidelines or technical guidance documents that are not identified in a specific plan or permit issued for the construction site by state or local officials. **None.**

E. Maintenance

1. The BMP plan shall include a clear description of the maintenance procedures necessary to keep the control measures in good and effective operating condition.
- Maintenance of BMPs during construction shall be a result of weekly and post rain event inspections with action being taken by the contractor to correct deficiencies.
 - Post Construction maintenance will be a function of normal highway maintenance operations. Following final project acceptance by the cabinet, district highway crews will be responsible for identification and correction of deficiencies regarding ground cover and cleaning of storm water BMPs. The project manager shall identify any BMPs that will be for

KyTC BMP Plan for Project CID ## - #####; **KYTC Item No. 9-8911**

the purpose of post construction storm water management with specific guidance for any non-routine maintenance. (1)

F. Inspections

Inspection and maintenance practices that will be used to maintain erosion and sediment controls:

- All erosion prevention and sediment control measures will be inspected at least once each week and following any rain of one-half inch or more.
- Inspections will be conducted by individuals that have successfully completed the KEPSC-RI course as required by Section 213.02.02 of the Standard Specifications for Road and Bridge Construction, current edition.
- Inspection reports will be written, signed, dated, and kept on file.
- Areas at final grade will be seeded and mulched within 14 days.
- Areas that are not at final grade where construction has ceased for a period of 21 days or longer and soil stock piles shall receive temporary mulch no later than 14 days from the last construction activity in that area.
- All measures will be maintained in good working order; if a repair is necessary, it will be initiated within 24 hours of being reported.
- Built-up sediment will be removed from behind the silt fence before it has reached halfway up the height of the fence.
- Silt fences will be inspected for bypassing, overtopping, undercutting, depth of sediment, tears, and to ensure attachment to secure posts.
- Sediment basins will be inspected for depth of sediment, and built-up sediment will be removed when it reaches 50 percent of the design capacity and at the end of the job.
- Diversion dikes and berms will be inspected and any breaches promptly repaired. Areas that are eroding or scouring will be repaired and re-seeded / mulched as needed.
- Temporary and permanent seeding and mulching will be inspected for bare spots, washouts, and healthy growth. Bare or eroded areas will be repaired as needed.
- All material storage and equipment servicing areas that involve the management of bulk liquids, fuels, and bulk solids will be inspected weekly for conditions that represent a release or possible release of pollutants to the environment.

KyTC BMP Plan for Project CID ## - #####; **KYTC Item No. 9-8911**

G. Non – Storm Water discharges

It is expected that non-storm water discharges may occur from the site during the construction period. Examples of non-storm water discharges include:

- Water from water line flushings.
- Water from cleaning concrete trucks and equipment.
- Pavement wash waters (where no spills or leaks of toxic or hazardous materials have occurred).
- Uncontaminated groundwater and rain water (from dewatering during excavation).

All non-storm water discharges will be directed to the sediment basin or to a filter fence enclosure in a flat vegetated infiltration area or be filtered via another approved commercial product.

H. Groundwater Protection Plan (3)

This plan serves as the groundwater protection plan as required by 401 KAR 5:037.

- Contractors statement: (3)

The following activities, as enumerated by 401 KAR 5:037 Section 2 that require the preparation and implementation of a groundwater protection plan, will or may be may be conducted as part of this construction project:

_____ 2. (e) land treatment or land disposal of a pollutant;

_____ 2. (f) Storing, ..., or related handling of hazardous waste, solid waste or special waste, ..., in tanks, drums, or other containers, or in piles, (This does not include wastes managed in a container placed for collection and removal of municipal solid waste for disposal off site);

_____ 2. (g) Handling of materials in bulk quantities (equal or greater than 55 gallons or 100 pounds net dry weight transported held in an individual container) that, if released to the environment, would be a pollutant;

_____ 2. (j) Storing or related handling of road oils, dust suppressants,, at a central location;

KyTC BMP Plan for Project CID ## - #####; **KYTC Item No. 9-8911**

_____ 2. (k) Application or related handling of road oils, dust suppressants or deicing materials, (does not include use of chloride-based deicing materials applied to roads or parking lots);

_____ 2. (m) Installation, construction, operation, or abandonment of wells, bore holes, or core holes, (this does not include bore holes for the purpose of explosive demolition);

Or, check the following only if there are no qualifying activities

_____ There are no activities for this project as listed in 401 KAR 5:037 Section 2 that require the preparation and implementation of a groundwater protection plan.

The contractor is responsible for the preparation of a plan that addresses the

401 KAR 5:037 Section 3. (3) Elements of site specific groundwater protection plan:

- (a) General information about this project is covered in the Project information;
- (b) Activities that require a groundwater protection plan have been identified above;
- (c) Practices that will protect groundwater from pollution are addressed in section C. Other control measures.
- (d) Implementation schedule – all practices required to prevent pollution of groundwater are to be in place prior to conducting the activity;
- (e) Training is required as a part of the ground water protection plan. All employees of the contractor, sub-contractor and resident engineer personnel will be trained to understand the nature and requirements of this plan as they pertain to their job function(s). Training will be accomplished within one week of employment and annually thereafter. A record of training will be maintained by the contractor with a copy provide to the resident engineer.
- (f) Areas of the project and groundwater plan activities will be inspected as part of the weekly sediment and erosion control inspections
- (g) Certification (see signature page.)

KyTC BMP Plan for Project CID ## - #####; **KYTC Item No. 9-8911**

Sub-Contractor Certification

The following sub-contractor shall be made aware of the BMP plan and responsible for implementation of BMPs identified in this plan as follows:

Subcontractor

Name:
Address:
Address:

Phone:

The part of BMP plan this subcontractor is responsible to implement is:

I certify under penalty of law that I understand the terms and conditions of the general Kentucky Pollutant Discharge Elimination System permit that authorizes the storm water discharges, the BMP plan that has been developed to manage the quality of water to be discharged as a result of storm events associated with the construction site activity and management of non-storm water pollutant sources identified as part of this certification.

Signed _____ title _____, _____
Typed or printed name¹ signature

1. Sub Contractor Note: to be signed by a person who is the owner, a responsible corporate officer, a general partner or the proprietor or a person designated to have the authority to sign reports by such a person in accordance with 401 KAR 5:060 Section 9. This delegation shall be in writing to: Manager, KPDES Branch, Division of Water, 300 Sower Blvd., Frankfort, Kentucky 40601. Reference the Contract ID Number (CID), KYTC Item No., and KPDES number when one has been issued.

SPECIAL NOTE

Filing of eNOI for KPDES Construction Stormwater Permit

County: Mason

Route: Kennedy Ck Rd (CR 1019)

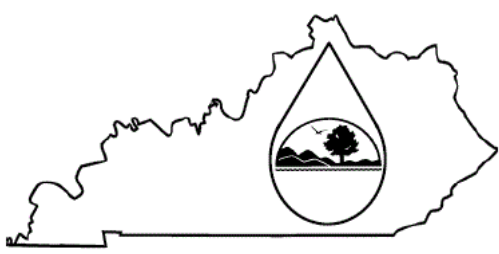
Item No.: 9-8911.00

KDOW Submittal ID: 233680

Project Description: Address deficiencies of the bridge on Kennedy Creek Road (CR 1019) (081C00009N)

A Notice of Intent for obtaining coverage under the Kentucky Pollutant Discharge Elimination System (KPDES) General Permit for Stormwater Discharges Associated with Construction Activities (KYR10) has been drafted, copy of which is attached. Upon award, the Contractor will be identified in Section III of the form as the “Building Contractor” and it will be submitted for approval to the Kentucky Division of Water. The Contractor shall be responsible for advancing the work in a manner that is compliant with all applicable and appropriate KYTC specifications for sediment and erosion control as well as meeting the requirements of the KYR10 permit and the KDOW.

If there are any questions regarding this note, please contact Director, Division of Environmental Analysis, TCOB, 200 Mero Street, Frankfort, KY 40622, Phone: (502) 564-7250.

	<h2 style="margin: 0;">KENTUCKY POLLUTION DISCHARGE ELIMINATION SYSTEM (KPDES)</h2> <p style="margin: 5px 0;">Notice of Intent (NOI) for coverage of Storm Water Discharge Associated with Construction Activities Under the KPDES Storm Water General Permit KYR100000</p> <p style="margin: 5px 0; text-align: center;"> Click here for Instructions (Controls/KPDES_FormKYR10_Instructions.htm) </p> <p style="margin: 5px 0; text-align: center;"> Click here to obtain information and a copy of the KPDES General Permit. (http://dep.ky.gov/formslibrary/Documents/KYR10PermitPage.pdf) </p> <p style="margin: 5px 0; text-align: center;">(*) indicates a required field; (✓) indicates a field may be required based on user input or is an optionally required field</p>
---	---

Reason for Submittal:(*) <input type="text" value="Application for New Permit Coverage"/>	Agency Interest ID: <input type="text" value="Agency Interest ID"/>	Permit Number:(✓) <input type="text" value="KPDES Permit Number"/>
--	--	---

If change to existing permit coverage is requested, describe the changes for which modification of coverage is being sought:(✓)

ELIGIBILITY:
Stormwater discharges associated with construction activities disturbing individually one (1) acre or more, including, in the case of a common plan of development, contiguous construction activities that cumulatively equal one (1) acre or more of disturbance.

EXCLUSIONS:
The following are excluded from coverage under this general permit:
 1) Are conducted at or on properties that have obtained an individual KPDES permit for the discharge of other wastewaters which requires the development and implementation of a Best Management Practices (BMP) plan;
 2) Any operation that the DOW determines an individual permit would better address the discharges from that operation;
 3) Any project that discharges to an Impaired Water listed in the most recent Integrated Report, §305(b) as impaired for sediment and for which an approved TMDL has been developed.

SECTION I -- FACILITY OPERATOR INFORMATION (PERMITTEE)

Company Name:(✓) <input type="text" value="Kentucky Transportation Cabinet - District 9"/>	First Name:(✓) <input type="text" value="Steve"/>	M.I.: <input type="text" value="MI"/>	Last Name:(✓) <input type="text" value="Gunnell"/>
Mailing Address:(*) <input type="text" value="822 Elizaville Avenue"/>	City:(*) <input type="text" value="Flemingsburg"/>	State:(*) <input type="text" value="Kentucky"/>	Zip:(*) <input type="text" value="41041"/>
eMail Address:(*) <input type="text" value="steve.gunnell@ky.gov"/>	Business Phone:(*) <input type="text" value="606-845-2551"/>	Alternate Phone: <input type="text" value="Phone"/>	

SECTION II -- GENERAL SITE LOCATION INFORMATION

Project Name:(*) <input type="text" value="Kennedy Creek Road; Item No. 9-8911"/>	Status of Owner/Operator(*) <input type="text" value="State Government"/>	SIC Code(*) <input type="text" value="1622 Bridge, Tunnel, and Eleva"/>
Company Name:(✓) <input type="text" value="Kentucky Transportation Cabinet"/>	First Name:(✓) <input type="text" value="Steve"/>	M.I.: <input type="text" value="MI"/>
Last Name:(✓) <input type="text" value="Gunnell"/>		
Site Physical Address:(*) <input type="text" value="Kennedy Creek Road & KY 10"/>		
City:(*) <input type="text" value="Maysville"/>	State:(*) <input type="text" value="Kentucky"/>	Zip:(*) <input type="text" value="41056"/>
County:(*) <input type="text" value="Mason"/>	Latitude(decimal degrees)(*)DMS to DD Converter (https://www.fcc.gov/media/radio/dms-decimal) <input type="text" value="38.63498"/>	Longitude(decimal degrees)(*) <input type="text" value="-83.71559"/>

SECTION III -- SPECIFIC SITE ACTIVITY INFORMATION

Project Description:(*)

a. For single projects provide the following information

Total Number of Acres in Project:(√) <input style="width:95%;" type="text" value="2.0"/>	Total Number of Acres Disturbed:(√) <input style="width:95%;" type="text" value="2.0"/>
Anticipated Start Date:(√) <input style="width:95%;" type="text"/>	Anticipated Completion Date:(√) <input style="width:95%;" type="text"/>

b. For common plans of development provide the following information

Total Number of Acres in Project:(√) <input style="width:95%;" type="text" value="# Acre(s)"/>	Total Number of Acres Disturbed:(√) <input style="width:95%;" type="text" value="# Acre(s)"/>
Number of individual lots in development, if applicable:(√) <input style="width:95%;" type="text" value="# lot(s)"/>	Number of lots in development:(√) <input style="width:95%;" type="text" value="# lot(s)"/>
Total acreage of lots intended to be developed:(√) <input style="width:95%;" type="text" value="Project Acres"/>	Number of acres intended to be disturbed at any one time:(√) <input style="width:95%;" type="text" value="Disturbed Acres"/>
Anticipated Start Date:(√) <input style="width:95%;" type="text"/>	Anticipated Completion Date:(√) <input style="width:95%;" type="text"/>

List Building Contractor(s) at the time of Application:(*)

	Company Name		
+			

SECTION IV – IF THE PERMITTED SITE DISCHARGES TO A WATER BODY THE FOLLOWING INFORMATION IS REQUIRED

Discharge Point(s):

	Unnamed Tributary?	Latitude	Longitude	Receiving Water Name	
1	Yes	38.635278	-83.716389	Kennedy Creek	Delete
2	Yes	38.635556	-83.714722	Kennedy Creek	Delete
3					Delete
+					

SECTION V -- IF THE PERMITTED SITE DISCHARGES TO A MS4 THE FOLLOWING INFORMATION IS REQUIRED

Name of MS4: <input style="width:98%;" type="text"/>											
Date of application/notification to the MS4 for construction site permit coverage: <input style="width:95%;" type="text" value="Date"/>	Discharge Point(s):(*) <table border="1" style="width:100%; border-collapse: collapse;"> <thead> <tr> <th style="width:5%;"></th> <th style="width:20%;">Latitude</th> <th style="width:20%;">Longitude</th> <th style="width:15%;"></th> <th style="width:15%;"></th> </tr> </thead> <tbody> <tr> <td style="text-align:center;">+</td> <td style="height: 80px;"></td> <td></td> <td></td> <td></td> </tr> </tbody> </table>		Latitude	Longitude			+				
	Latitude	Longitude									
+											

SECTION VI – WILL THE PROJECT REQUIRE CONSTRUCTION ACTIVITIES IN A WATER BODY OR THE RIPARIAN ZONE?

Will the project require construction activities in a water body or the riparian zone?: (*)	<input style="width:95%;" type="text" value="Yes"/>
If Yes, describe scope of activity: (√)	<input style="width:95%;" type="text" value="Existing bridge will be removed"/>
Is a Clean Water Act 404 permit required?:(*)	<input style="width:95%;" type="text" value="Yes"/>

Is a Clean Water Act 401 Water Quality Certification required?:(*)	Yes
--	-----

SECTION VII -- NOI PREPARER INFORMATION			
First Name:(*) Karen	M.I.: L	Last Name:(*) Mynhier	Company Name:(*) Kentucky Transportation Cabinet - District 9
Mailing Address:(*) 822 Elizaville Avenue	City:(*) Flemingsburg	State:(*) Kentucky	Zip:(*) 41041
eMail Address:(*) karen.mynhier@ky.gov	Business Phone:(*) 606-845-2551	Alternate Phone: Phone	

SECTION VIII -- ATTACHMENTS	
Facility Location Map:(*)	<input type="button" value="Upload file"/>
Supplemental Information:	<input type="button" value="Upload file"/>

SECTION IX -- CERTIFICATION			
I certify under penalty of law that this document and all attachments were prepared under my direction or supervision in accordance with a system designed to assure that qualified personnel properly gather and evaluate the information submitted. Based on my inquiry of the person or persons who manage the system, or those persons directly responsible for gathering the information submitted is, to the best of my knowledge and belief, true, accurate, and complete. I am aware that there are significant penalties for submitting false information, including the possibility of fine and imprisonment for knowing violations.			
Signature:(*) Steve Gunnell, P.E.		Title:(*) Chief District Engineer	
First Name:(*) Steve	M.I.: MI	Last Name:(*) Gunnell	
eMail Address:(*) steve.gunnell@ky.gov	Business Phone:(*) 606-845-2551	Alternate Phone: Phone	Signature Date:(*) Date

<input type="button" value="Click to Save Values for Future Retrieval"/>	<input type="button" value="Click to Submit to EEC"/>
--	---

PART II
SPECIFICATIONS AND STANDARD DRAWINGS

SPECIFICATIONS REFERENCE

Any reference in the plans or proposal to previous editions of the *Standard Specifications for Road and Bridge Construction* and *Standard Drawings* are superseded by *Standard Specifications for Road and Bridge Construction, Edition of 2019* and *Standard Drawings, Edition of 2020*.

SUPPLEMENTAL SPECIFICATIONS

The contractor shall use the Supplemental Specifications that are effective at the time of letting.
The Supplemental Specifications can be found at the following link:

<http://transportation.ky.gov/Construction/Pages/Kentucky-Standard-Specifications.aspx>

SPECIAL NOTE FOR PORTABLE CHANGEABLE MESSAGE SIGNS

This Special Note will apply when indicated on the plans or in the proposal.

1.0 DESCRIPTION. Furnish, install, operate, and maintain variable message signs at the locations shown on the plans or designated by the Engineer. Remove and retain possession of variable message signs when they are no longer needed on the project.

2.0 MATERIALS.

2.1 General. Use LED Variable Message Signs Class I, II, or III, as appropriate, from the Department's List of Approved Materials.

Unclassified signs may be submitted for approval by the Engineer. The Engineer may require a daytime and nighttime demonstration. The Engineer will make a final decision within 30 days after all required information is received.

2.2 Sign and Controls. All signs must:

- 1) Provide 3-line messages with each line being 8 characters long and at least 18 inches tall. Each character comprises 35 pixels.
- 2) Provide at least 40 preprogrammed messages available for use at any time. Provide for quick and easy change of the displayed message; editing of the message; and additions of new messages.
- 3) Provide a controller consisting of:
 - a) Keyboard or keypad.
 - b) Readout that mimics the actual sign display. (When LCD or LCD type readout is used, include backlighting and heating or otherwise arrange for viewing in cold temperatures.)
 - c) Non-volatile memory or suitable memory with battery backup for storing pre-programmed messages.
 - d) Logic circuitry to control the sequence of messages and flash rate.
- 4) Provide a serial interface that is capable of supporting complete remote control ability through land line and cellular telephone operation. Include communication software capable of immediately updating the message, providing complete sign status, and allowing message library queries and updates.
- 5) Allow a single person easily to raise the sign to a satisfactory height above the pavement during use, and lower the sign during travel.
- 6) Be Highway Orange on all exterior surfaces of the trailer, supports, and controller cabinet.
- 7) Provide operation in ambient temperatures from -30 to + 120 degrees Fahrenheit during snow, rain and other inclement weather.
- 8) Provide the driver board as part of a module. All modules are interchangeable, and have plug and socket arrangements for disconnection and reconnection. Printed circuit boards associated with driver boards have a conformable coating to protect against moisture.
- 9) Provide a sign case sealed against rain, snow, dust, insects, etc. The lens is UV stabilized clear plastic (polycarbonate, acrylic, or other approved material) angled to prevent glare.
- 10) Provide a flat black UV protected coating on the sign hardware, character PCB, and appropriate lens areas.
- 11) Provide a photocell control to provide automatic dimming.

- 12) Allow an on-off flashing sequence at an adjustable rate.
- 13) Provide a sight to aim the message.
- 14) Provide a LED display color of approximately 590 nm amber.
- 15) Provide a controller that is password protected.
- 16) Provide a security device that prevents unauthorized individuals from accessing the controller.
- 17) Provide the following 3-line messages preprogrammed and available for use when the sign unit begins operation:

/KEEP/RIGHT/=>=>=>/	/MIN/SPEED/**MPH/
/KEEP/LEFT/<=<=</	/ICY/BRIDGE/AHEAD/ /ONE
/LOOSE/GRAVEL/AHEAD/	LANE/BRIDGE/AHEAD/
/RD WORK/NEXT/**MILES/	/ROUGH/ROAD/AHEAD/
/TWO WAY/TRAFFIC/AHEAD/	/MERGING/TRAFFIC/AHEAD/
/PAINT/CREW/AHEAD/	/NEXT/***/MILES/
/REDUCE/SPEED/**MPH/	/HEAVY/TRAFFIC/AHEAD/
/BRIDGE/WORK/***0 FT/	/SPEED/LIMIT/**MPH/
/MAX/SPEED/**MPH/	/BUMP/AHEAD/
/SURVEY/PARTY/AHEAD/	/TWO/WAY/TRAFFIC/

*Insert numerals as directed by the Engineer.
Add other messages during the project when required by the Engineer.

2.3 Power.

- 1) Design solar panels to yield 10 percent or greater additional charge than sign consumption. Provide direct wiring for operation of the sign or arrow board from an external power source to provide energy backup for 21 days without sunlight and an on-board system charger with the ability to recharge completely discharged batteries in 24 hours.

3.0 CONSTRUCTION. Furnish and operate the variable message signs as designated on the plans or by the Engineer. Ensure the bottom of the message panel is a minimum of 7 feet above the roadway in urban areas and 5 feet above in rural areas when operating. Use Class I, II, or III signs on roads with a speed limit less than 55 mph. Use Class I or II signs on roads with speed limits 55 mph or greater.

Maintain the sign in proper working order, including repair of any damage done by others, until completion of the project. When the sign becomes inoperative, immediately repair or replace the sign. Repetitive problems with the same unit will be cause for rejection and replacement.

Use only project related messages and messages directed by the Engineer, unnecessary messages lessen the impact of the sign. Ensure the message is displayed in either one or 2 phases with each phase having no more than 3 lines of text. When no message is needed, but it is necessary to know if the sign is operable, flash only a pixel.

When the sign is not needed, move it outside the clear zone or where the Engineer directs. Variable Message Signs are the property of the Contractor and shall be removed from the project when no longer needed. The Department will not assume ownership of these signs.

4.0 MEASUREMENT. The final quantity of Variable Message Sign will be

11

the actual number of individual signs acceptably furnished and operated during the project. The Department will not measure signs replaced due to damage or rejection.

5.0 PAYMENT. The Department will pay for the Variable Message Signs at the unit price each. The Department will not pay for signs replaced due to damage or rejection. Payment is full compensation for furnishing all materials, labor, equipment, and service necessary to, operate, move, repair, and maintain or replace the variable message signs. The Department will make payment for the completed and accepted quantities under the following:

<u>Code</u>	<u>Pay Item</u>	<u>Pay Unit</u>
02671	Portable Changeable Message Sign	Each

Effective June 15, 2012

SPECIAL NOTE FOR TURF REINFORCING MAT

1.0 DESCRIPTION. Install turf reinforcement mat at locations specified in the Contract or as the Engineer directs. Section references herein are to the Department's Standard Specifications for Road and Bridge Construction, current edition.

2.0 MATERIALS.

2.1 Turf Reinforcement Mat (TRM). Use a Turf Reinforcement Mat defined as permanent rolled erosion control product composed of non-degradable synthetic fibers, filaments, nets, wire mesh and/or other elements, processed into a three-dimensional matrix of sufficient thickness and from the Department's List of Approved Materials. Mats must be 100% UV stabilized materials. For TRMs containing degradable components, all physical property values must be obtained on the non-degradable portion of the matting exclusively. Ensure product labels clearly show the manufacturer or supplier name, style name, and roll number. Ensure labeling, shipment and storage follows ASTM D-4873. The Department will require manufacturer to provide TRMs that are machine constructed web of mechanically or melt bonded nondegradable fibers entangled to form a three dimensional matrix. The Department will require all long term performance property values in table below to be based on non degradable portion of the matting alone. Approved methods include polymer welding, thermal or polymer fusion, or placement of fibers between two high strength biaxially oriented nets mechanically bound by parallel stitching with polyolefin thread. Ensure that mats designated in the plans as Type 4 mats, are not to be manufactured from discontinuous or loosely held together by stitching or glued netting or composites. Type 4 mats shall be composed of geosynthetic matrix that exhibits a very high interlock and reinforcement capacities with both soil and root systems and with high tensile modulus. The Department will require manufacturer to use materials chemically and biologically inert to the natural soil environments conditions. Ensure the blanket is smolder resistant without the use of chemical additives. When stored, maintain the protective wrapping and elevate the mats off the ground to protect them from damage. The Department will not specify these materials for use in heavily acidic coal seam areas or other areas with soil problems that would severally limit vegetation growth.

- A) Dimensions. Ensure TRMs are furnished in strips with a minimum width of 4 feet and length of 50 feet.
- B) Weight. Ensure that all mat types have a minimum mass per unit area of 7 ounces per square yard according to ASTM D 6566.
- C) Performance Testing: The Department will require AASHTO's NTPEP index testing. The Department will also require the manufacturer to perform internal MARV testing at a Geosynthetic Accreditation Institute – Laboratory Accreditation Program (GAI-LAP) accredited laboratory for tensile strength, tensile elongation, mass per unit area, and thickness once every 24,000 yds of production or whatever rate is required to ensure 97.7% confidence under ASTM D4439& 4354. The Department will require Full scale testing for slope and channel applications shear stress shall be done under ASTM D 6459, ASTM D 6460-07 procedures.

2.2 Classifications

The basis for selection of the type of mat required will be based on the long term shear stress level of the mat of the channel in question or the degree of slope to protect and will be designated in the contract. The Type 4 mats are to be used at structural backfills protecting critical

structures, utility cuts, areas where vehicles may be expected to traverse the mat, channels with large heavy drift, and where higher factors of safety, very steep slopes and/or durability concerns are needed as determined by project team and designer and will be specified in the plans by designer.

Turf Reinforcement Matting					
Properties ¹	Type 1	Type 2	Type 3	Type 4	Test Method
Minimum tensile Strength lbs/ft	125	150	175	3000 by 1500	ASTM D6818 ²
UV stability (minimum % tensile retention)	80	80	80	90	ASTM D4355 ³ (1000-hr exposure)
Minimum thickness (inches)	0.25	0.25	0.25	0.40	ASTM D6525
Slopes applications	2H:1V or flatter	1.5H:1V or flatter	1H:1V or flatter	1 H: 1V or greater	
Shear stress lbs/ft ² Channel applications	6.0 ⁴	8.0 ⁴	10.0 ⁴	12.0 ⁴	ASTM D6459 ASTM D6460-07

¹ For TRMs containing degradable components, all physical property values must be obtained on the non-degradable portion of the matting alone.

²Minimum Average Roll Values for tensile strength of sample material machine direction.

³Tensile Strength percentage retained after stated 1000 hr duration of exposure under ASTM D4355 testing. Based on nondegradable components exclusively.

⁴Maximum permissible shear design values based on short-term (0.5 hr) vegetated data obtained by full scale flume testing ASTM D6459, D6460-07. Based on nondegradable components exclusively. Testing will be done at Independent Hydraulics Facility such as Colorado State University hydraulics laboratory, Utah State University hydraulics laboratory, Texas Transportation Institute (TTI) hydraulics and erosion control laboratory.

2.3 Quality Assurance Sampling, Testing, and Acceptance

- A) Provide TRM listed on the Department’s List of Approved Materials. Prior to inclusion on the LAM, the manufacturer of TRM must meet the physical and performance criteria as outlined in the specification and submit a Letter Certifying compliance of the product under the above ASTM testing procedures and including a copy of report from Full Scale Independent Hydraulics Facility that Fully Vegetated Shear Stress meets shear stress requirements tested under D6459 and D6460-07.
- B) Contractors will provide a Letter of Certification from Manufacturer stating the product name, manufacturer, and that the product MARV product unit testing results meets Department criteria. Provide Letters once per project and for each product.
- C) Acceptance shall be in accordance with ASTM D-4759 based on testing performed by a Geosynthetic Accreditation Institute – Laboratory Accreditation Program (GAI-LAP) accredited laboratory using Procedure A of ASTM D-4354.

Current mats meeting the above criteria are shown on the Department's List of Approved Materials.

2.4 Fasteners. When the mat manufacturer does not specify a specific fastener, use steel wire U-shaped staples with a minimum diameter of 0.09 inches (11 gauge), a minimum width of one inch and a minimum length of 12 inches. Use a heavier gauge when working in rocky or clay soils and longer lengths in sandy soils as directed by Engineer or Manufacturer's Representative. Provide staples with colored tops when requested by the Engineer.

3.0 CONSTRUCTION. When requested by the Engineer, provide a Manufacturer's Representative on-site to oversee and approve the initial installation of the mat. When requested by the Engineer, provide a letter from the Manufacturer approving the installation. When there is a conflict between the Department's criteria and the Manufacturer's criteria, construct using the more restrictive. The Engineer and Manufacturer's Representative must approve all alternate installation methods prior to execution. Construct according to the Manufacturer's recommendations and the following as minimum installation technique:

3.1 Site Preparation. Grade areas to be treated with matting and compact. Remove large rocks, soil clods, vegetation, roots, and other sharp objects that could keep the mat from intimate contact with subgrade. Prepare seedbed by loosening the top 2 to 3 inch of soil.

3.2 Installation. Install mats according to Standard Drawing Sepias "Turf Mat Channel Installation" and "Turf Mat Slope Installation." Install mats at the specified elevation and alignment. Anchor the mats with staples with a minimum length of 12 inches. Use longer anchors for installations in sandy, loose, or wet soils as directed by the Engineer or Manufacturer's Representative. The mat should be in direct contact with the soil surface.

4.0 MEASUREMENT. The Department will measure the quantity of Turf Reinforcement Mat by the square yard of surface covered. The Department will not measure preparation of the bed, providing a Manufacturer's Representative, topsoil, or seeding for payment and will consider them incidental to the Turf Reinforcement Mat. The Department will not measure any reworking of slopes or channels for payment as it is considered corrective work and incidental to the Turf Reinforcement Mat. Seeding and protection will be an incidental item.

5.0 PAYMENT. The Department will make payment for the completed and accepted quantities under the following:

<u>Code</u>	<u>Pay Item</u>	<u>Pay Unit</u>
23274EN11F	Turf Reinforcement Mat 1	Square Yard
23275EN11F	Turf Reinforcement Mat 2	Square Yard
23276EN11F	Turf Reinforcement Mat 3	Square Yard
23277EN11F	Turf Reinforcement Mat 4	Square Yard

June 15, 2012

SPECIAL NOTE FOR LONGITUDINAL PAVEMENT JOINT ADHESIVE

1. DESCRIPTION. This specification covers the requirements and practices for applying an asphalt adhesive material to the longitudinal joint of the surface course of an asphalt pavement. Apply the adhesive to the face of longitudinal joint between driving lanes for the first lane paved. Then, place and compact the adjacent lane against the treated face to produce a strong, durable, waterproof longitudinal joint.
2. MATERIALS, EQUIPMENT, AND PERSONNEL.

2.1 Joint Adhesive. Provide material conforming to Subsection 2.1.1.

2.1.1 Provide an adhesive conforming to the following requirements:

Property	Specification	Test Procedure
Viscosity, 400 ° F (Pa·s)	4.0 – 10.0	ASTM D 4402
Cone Penetration, 77 ° F	60 – 100	ASTM D 5329
Flow, 140 ° F (mm)	5.0 max.	ASTM D 5329
Resilience, 77 ° F (%)	30 min.	ASTM D 5329
Ductility, 77 ° F (cm)	30.0 min.	ASTM D 113
Ductility, 39 ° F (cm)	30.0 min.	ASTM D 113
Tensile Adhesion, 77 ° F (%)	500 min.	ASTM D 5329, Type II
Softening Point, ° F	171 min.	AASHTO T 53
Asphalt Compatibility	Pass	ASTM D 5329

Ensure the temperature of the pavement joint adhesive is between 380 and 410 °F when the material is extruded in a 0.125-inch-thick band over the entire face of the longitudinal joint.

2.2. Equipment.

2.2.1 Melter Kettle. Provide an oil-jacketed, double-boiler, melter kettle equipped with any needed agitation and recirculating systems.

2.2.2 Applicator System. Provide a pressure-feed-wand applicator system with an applicator shoe attached.

2.3 Personnel. Ensure a technical representative from the manufacturer of the pavement joint adhesive is present during the initial construction activities and available upon the request of the Engineer.

3. CONSTRUCTION.

3.1 Surface Preparation. Prior to the application of the pavement joint adhesive, ensure the face of the longitudinal joint is thoroughly dry and free from dust or any other debris that would inhibit adhesion. Clean the joint face by the use of compressed air.

11N

Ensure this preparation process occurs shortly before application to prevent the return of debris on the joint face.

3.2 Pavement Joint Adhesive Application. Ensure the ambient temperature is a minimum of 40 ° F during the application of the pavement joint adhesive. Prior to applying the adhesive, demonstrate competence in applying the adhesive according to this note to the satisfaction of the Engineer. Heat the adhesive in the melter kettle to the specified temperature range. Pump the adhesive from the melter kettle through the wand onto the vertical face of the cold joint. Apply the adhesive in a continuous band over the entire face of the longitudinal joint. Do not use excessive material in either thickness or location. Ensure the edge of the extruded adhesive material is flush with the surface of the pavement. Then, place and compact the adjacent lane against the joint face. Remove any excessive material extruded from the joint after compaction (a small line of material may remain).

3.3 Pavement Joint Adhesive Certification. Furnish the joint adhesive's certification to the Engineer stating the material conforms to all requirements herein prior to use.

3.4 Sampling and Testing. The Department will require a random sample of pavement joint adhesive from each manufacturer's lot of material. Extrude two 5 lb. samples of the heated material and forward the sample to the Division of Materials for testing. Reynolds oven bags, turkey size, placed inside small cardboard boxes or cement cylinder molds have been found suitable. Ensure the product temperature is 400°F or below at the time of sampling.

4. MEASUREMENT. The Department will measure the quantity of Pavement Joint Adhesive in linear feet. The Department will not measure for payment any extra materials, labor, methods, equipment, or construction techniques used to satisfy the requirements of this note. The Department will not measure for payment any trial applications of Pavement Joint Adhesive, the cleaning of the joint face, or furnishing and placing the adhesive. The Department will consider all such items incidental to the Pavement Joint Adhesive.
5. PAYMENT. The Department will pay for the Pavement Joint Adhesive at the Contract unit bid price and apply an adjustment for each manufacturer's lot of material based on the degree of compliance as defined in the following schedule. When a sample fails on two or more tests, the Department may add the deductions, but the total deduction will not exceed 100 percent.

11N

Pavement Joint Adhesive Price Adjustment Schedule						
Test	Specification	100% Pay	90% Pay	80% Pay	50% Pay	0% Pay
Joint Adhesive Referenced in Subsection 2.1.1						
Viscosity, 400 ° F (Pa•s) ASTM D 3236	4.0-10.0	3.5-10.5	3.0-3.4 10.6-11.0	2.5-2.9 11.1-11.5	2.0-2.4 11.6-12.0	≤1.9 ≥ 12.1
Cone Penetration, 77 ° F ASTM D 5329	60-100	57-103	54-56 104-106	51-53 107-109	48-50 110-112	≤ 47 ≥ 113
Flow, 140 ° F (mm) ASTM D 5329	≤ 5.0	≤ 5.5	5.6-6.0	6.1-6.5	6.6-7.0	≥ 7.1
Resilience, 77 ° F (%) ASTM D 5329	≥ 30	≥ 28	26-27	24-25	22-23	≤ 21
Tensile Adhesion, 77 ° F (%) ASTM D 5329	≥ 500	≥ 490	480-489	470-479	460-469	≤ 459
Softening Point, ° F AASHTO T 53	≥ 171	≥ 169	166-168	163-165	160-162	≤ 159
Ductility, 77 ° F (cm) ASTM D 113	≥ 30.0	≥ 29.0	28.0-28.9	27.0-27.9	26.0-26.9	≤ 25.9
Ductility, 39 ° F (cm) ASTM D 113	≥ 30.0	≥ 29.0	28.0-28.9	27.0-27.9	26.0-26.9	≤ 25.9

Code
 20071EC

Pay Item
 Joint Adhesive

Pay Unit
 Linear Foot

May 7, 2014

PART III

EMPLOYMENT, WAGE AND RECORD REQUIREMENTS

FHWA-1273 -- Revised May 1, 2012

REQUIRED CONTRACT PROVISIONS FEDERAL-AID CONSTRUCTION CONTRACTS

- I. General
- II. Nondiscrimination
- III. Nonsegregated Facilities
- IV. Davis-Bacon and Related Act Provisions
- V. Contract Work Hours and Safety Standards Act Provisions
- VI. Subletting or Assigning the Contract
- VII. Safety: Accident Prevention
- VIII. False Statements Concerning Highway Projects
- IX. Implementation of Clean Air Act and Federal Water Pollution Control Act
- X. Compliance with Governmentwide Suspension and Debarment Requirements
- XI. Certification Regarding Use of Contract Funds for Lobbying

ATTACHMENTS

A. Employment and Materials Preference for Appalachian Development Highway System or Appalachian Local Access Road Contracts (included in Appalachian contracts only)

I. GENERAL

1. Form FHWA-1273 must be physically incorporated in each construction contract funded under Title 23 (excluding emergency contracts solely intended for debris removal). The contractor (or subcontractor) must insert this form in each subcontract and further require its inclusion in all lower tier subcontracts (excluding purchase orders, rental agreements and other agreements for supplies or services).

The applicable requirements of Form FHWA-1273 are incorporated by reference for work done under any purchase order, rental agreement or agreement for other services. The prime contractor shall be responsible for compliance by any subcontractor, lower-tier subcontractor or service provider.

Form FHWA-1273 must be included in all Federal-aid design-build contracts, in all subcontracts and in lower tier subcontracts (excluding subcontracts for design services, purchase orders, rental agreements and other agreements for supplies or services). The design-builder shall be responsible for compliance by any subcontractor, lower-tier subcontractor or service provider.

Contracting agencies may reference Form FHWA-1273 in bid proposal or request for proposal documents, however, the Form FHWA-1273 must be physically incorporated (not referenced) in all contracts, subcontracts and lower-tier subcontracts (excluding purchase orders, rental agreements and other agreements for supplies or services related to a construction contract).

2. Subject to the applicability criteria noted in the following sections, these contract provisions shall apply to all work performed on the contract by the contractor's own organization and with the assistance of workers under the contractor's immediate superintendence and to all work performed on the contract by piecework, station work, or by subcontract.

3. A breach of any of the stipulations contained in these Required Contract Provisions may be sufficient grounds for withholding of progress payments, withholding of final payment, termination of the contract, suspension / debarment or any other action determined to be appropriate by the contracting agency and FHWA.

4. Selection of Labor: During the performance of this contract, the contractor shall not use convict labor for any purpose within the limits of a construction project on a Federal-aid highway unless it is labor performed by convicts who are on parole, supervised release, or probation. The term Federal-aid highway does not include roadways functionally classified as local roads or rural minor collectors.

II. NONDISCRIMINATION

The provisions of this section related to 23 CFR Part 230 are applicable to all Federal-aid construction contracts and to all related construction subcontracts of \$10,000 or more. The provisions of 23 CFR Part 230 are not applicable to material supply, engineering, or architectural service contracts.

In addition, the contractor and all subcontractors must comply with the following policies: Executive Order 11246, 41 CFR 60, 29 CFR 1625-1627, Title 23 USC Section 140, the Rehabilitation Act of 1973, as amended (29 USC 794), Title VI of the Civil Rights Act of 1964, as amended, and related regulations including 49 CFR Parts 21, 26 and 27; and 23 CFR Parts 200, 230, and 633.

The contractor and all subcontractors must comply with: the requirements of the Equal Opportunity Clause in 41 CFR 60-1.4(b) and, for all construction contracts exceeding \$10,000, the Standard Federal Equal Employment Opportunity Construction Contract Specifications in 41 CFR 60-4.3.

Note: The U.S. Department of Labor has exclusive authority to determine compliance with Executive Order 11246 and the policies of the Secretary of Labor including 41 CFR 60, and 29 CFR 1625-1627. The contracting agency and the FHWA have the authority and the responsibility to ensure compliance with Title 23 USC Section 140, the Rehabilitation Act of 1973, as amended (29 USC 794), and Title VI of the Civil Rights Act of 1964, as amended, and related regulations including 49 CFR Parts 21, 26 and 27; and 23 CFR Parts 200, 230, and 633.

The following provision is adopted from 23 CFR 230, Appendix A, with appropriate revisions to conform to the U.S. Department of Labor (US DOL) and FHWA requirements.

1. Equal Employment Opportunity: Equal employment opportunity (EEO) requirements not to discriminate and to take affirmative action to assure equal opportunity as set forth under laws, executive orders, rules, regulations (28 CFR 35, 29 CFR 1630, 29 CFR 1625-1627, 41 CFR 60 and 49 CFR 27) and orders of the Secretary of Labor as modified by the provisions prescribed herein, and imposed pursuant to 23 U.S.C. 140 shall constitute the EEO and specific affirmative action standards for the contractor's project activities under

this contract. The provisions of the Americans with Disabilities Act of 1990 (42 U.S.C. 12101 et seq.) set forth under 28 CFR 35 and 29 CFR 1630 are incorporated by reference in this contract. In the execution of this contract, the contractor agrees to comply with the following minimum specific requirement activities of EEO:

a. The contractor will work with the contracting agency and the Federal Government to ensure that it has made every good faith effort to provide equal opportunity with respect to all of its terms and conditions of employment and in their review of activities under the contract.

b. The contractor will accept as its operating policy the following statement:

"It is the policy of this Company to assure that applicants are employed, and that employees are treated during employment, without regard to their race, religion, sex, color, national origin, age or disability. Such action shall include: employment, upgrading, demotion, or transfer; recruitment or recruitment advertising; layoff or termination; rates of pay or other forms of compensation; and selection for training, including apprenticeship, pre-apprenticeship, and/or on-the-job training."

2. EEO Officer: The contractor will designate and make known to the contracting officers an EEO Officer who will have the responsibility for and must be capable of effectively administering and promoting an active EEO program and who must be assigned adequate authority and responsibility to do so.

3. Dissemination of Policy: All members of the contractor's staff who are authorized to hire, supervise, promote, and discharge employees, or who recommend such action, or who are substantially involved in such action, will be made fully cognizant of, and will implement, the contractor's EEO policy and contractual responsibilities to provide EEO in each grade and classification of employment. To ensure that the above agreement will be met, the following actions will be taken as a minimum:

a. Periodic meetings of supervisory and personnel office employees will be conducted before the start of work and then not less often than once every six months, at which time the contractor's EEO policy and its implementation will be reviewed and explained. The meetings will be conducted by the EEO Officer.

b. All new supervisory or personnel office employees will be given a thorough indoctrination by the EEO Officer, covering all major aspects of the contractor's EEO obligations within thirty days following their reporting for duty with the contractor.

c. All personnel who are engaged in direct recruitment for the project will be instructed by the EEO Officer in the contractor's procedures for locating and hiring minorities and women.

d. Notices and posters setting forth the contractor's EEO policy will be placed in areas readily accessible to employees, applicants for employment and potential employees.

e. The contractor's EEO policy and the procedures to implement such policy will be brought to the attention of employees by means of meetings, employee handbooks, or other appropriate means.

4. Recruitment: When advertising for employees, the contractor will include in all advertisements for employees the notation: "An Equal Opportunity Employer." All such advertisements will be placed in publications having a large circulation among minorities and women in the area from which the project work force would normally be derived.

a. The contractor will, unless precluded by a valid bargaining agreement, conduct systematic and direct recruitment through public and private employee referral sources likely to yield qualified minorities and women. To meet this requirement, the contractor will identify sources of potential minority group employees, and establish with such identified sources procedures whereby minority and women applicants may be referred to the contractor for employment consideration.

b. In the event the contractor has a valid bargaining agreement providing for exclusive hiring hall referrals, the contractor is expected to observe the provisions of that agreement to the extent that the system meets the contractor's compliance with EEO contract provisions. Where implementation of such an agreement has the effect of discriminating against minorities or women, or obligates the contractor to do the same, such implementation violates Federal nondiscrimination provisions.

c. The contractor will encourage its present employees to refer minorities and women as applicants for employment. Information and procedures with regard to referring such applicants will be discussed with employees.

5. Personnel Actions: Wages, working conditions, and employee benefits shall be established and administered, and personnel actions of every type, including hiring, upgrading, promotion, transfer, demotion, layoff, and termination, shall be taken without regard to race, color, religion, sex, national origin, age or disability. The following procedures shall be followed:

a. The contractor will conduct periodic inspections of project sites to insure that working conditions and employee facilities do not indicate discriminatory treatment of project site personnel.

b. The contractor will periodically evaluate the spread of wages paid within each classification to determine any evidence of discriminatory wage practices.

c. The contractor will periodically review selected personnel actions in depth to determine whether there is evidence of discrimination. Where evidence is found, the contractor will promptly take corrective action. If the review indicates that the discrimination may extend beyond the actions reviewed, such corrective action shall include all affected persons.

d. The contractor will promptly investigate all complaints of alleged discrimination made to the contractor in connection with its obligations under this contract, will attempt to resolve such complaints, and will take appropriate corrective action within a reasonable time. If the investigation indicates that the discrimination may affect persons other than the complainant, such corrective action shall include such other persons. Upon completion of each investigation, the contractor will inform every complainant of all of their avenues of appeal.

6. Training and Promotion:

a. The contractor will assist in locating, qualifying, and increasing the skills of minorities and women who are

applicants for employment or current employees. Such efforts should be aimed at developing full journey level status employees in the type of trade or job classification involved.

b. Consistent with the contractor's work force requirements and as permissible under Federal and State regulations, the contractor shall make full use of training programs, i.e., apprenticeship, and on-the-job training programs for the geographical area of contract performance. In the event a special provision for training is provided under this contract, this subparagraph will be superseded as indicated in the special provision. The contracting agency may reserve training positions for persons who receive welfare assistance in accordance with 23 U.S.C. 140(a).

c. The contractor will advise employees and applicants for employment of available training programs and entrance requirements for each.

d. The contractor will periodically review the training and promotion potential of employees who are minorities and women and will encourage eligible employees to apply for such training and promotion.

7. Unions: If the contractor relies in whole or in part upon unions as a source of employees, the contractor will use good faith efforts to obtain the cooperation of such unions to increase opportunities for minorities and women. Actions by the contractor, either directly or through a contractor's association acting as agent, will include the procedures set forth below:

a. The contractor will use good faith efforts to develop, in cooperation with the unions, joint training programs aimed toward qualifying more minorities and women for membership in the unions and increasing the skills of minorities and women so that they may qualify for higher paying employment.

b. The contractor will use good faith efforts to incorporate an EEO clause into each union agreement to the end that such union will be contractually bound to refer applicants without regard to their race, color, religion, sex, national origin, age or disability.

c. The contractor is to obtain information as to the referral practices and policies of the labor union except that to the extent such information is within the exclusive possession of the labor union and such labor union refuses to furnish such information to the contractor, the contractor shall so certify to the contracting agency and shall set forth what efforts have been made to obtain such information.

d. In the event the union is unable to provide the contractor with a reasonable flow of referrals within the time limit set forth in the collective bargaining agreement, the contractor will, through independent recruitment efforts, fill the employment vacancies without regard to race, color, religion, sex, national origin, age or disability; making full efforts to obtain qualified and/or qualifiable minorities and women. The failure of a union to provide sufficient referrals (even though it is obligated to provide exclusive referrals under the terms of a collective bargaining agreement) does not relieve the contractor from the requirements of this paragraph. In the event the union referral practice prevents the contractor from meeting the obligations pursuant to Executive Order 11246, as amended, and these special provisions, such contractor shall immediately notify the contracting agency.

8. Reasonable Accommodation for Applicants / Employees with Disabilities: The contractor must be familiar

with the requirements for and comply with the Americans with Disabilities Act and all rules and regulations established there under. Employers must provide reasonable accommodation in all employment activities unless to do so would cause an undue hardship.

9. Selection of Subcontractors, Procurement of Materials and Leasing of Equipment: The contractor shall not discriminate on the grounds of race, color, religion, sex, national origin, age or disability in the selection and retention of subcontractors, including procurement of materials and leases of equipment. The contractor shall take all necessary and reasonable steps to ensure nondiscrimination in the administration of this contract.

a. The contractor shall notify all potential subcontractors and suppliers and lessors of their EEO obligations under this contract.

b. The contractor will use good faith efforts to ensure subcontractor compliance with their EEO obligations.

10. Assurance Required by 49 CFR 26.13(b):

a. The requirements of 49 CFR Part 26 and the State DOT's U.S. DOT-approved DBE program are incorporated by reference.

b. The contractor or subcontractor shall not discriminate on the basis of race, color, national origin, or sex in the performance of this contract. The contractor shall carry out applicable requirements of 49 CFR Part 26 in the award and administration of DOT-assisted contracts. Failure by the contractor to carry out these requirements is a material breach of this contract, which may result in the termination of this contract or such other remedy as the contracting agency deems appropriate.

11. Records and Reports: The contractor shall keep such records as necessary to document compliance with the EEO requirements. Such records shall be retained for a period of three years following the date of the final payment to the contractor for all contract work and shall be available at reasonable times and places for inspection by authorized representatives of the contracting agency and the FHWA.

a. The records kept by the contractor shall document the following:

(1) The number and work hours of minority and non-minority group members and women employed in each work classification on the project;

(2) The progress and efforts being made in cooperation with unions, when applicable, to increase employment opportunities for minorities and women; and

(3) The progress and efforts being made in locating, hiring, training, qualifying, and upgrading minorities and women;

b. The contractors and subcontractors will submit an annual report to the contracting agency each July for the duration of the project, indicating the number of minority, women, and non-minority group employees currently engaged in each work classification required by the contract work. This information is to be reported on [Form FHWA-1391](#). The staffing data should represent the project work force on board in all or any part of the last payroll period preceding the end of July. If on-the-job training is being required by special provision, the contractor

will be required to collect and report training data. The employment data should reflect the work force on board during all or any part of the last payroll period preceding the end of July.

III. NONSEGREGATED FACILITIES

This provision is applicable to all Federal-aid construction contracts and to all related construction subcontracts of \$10,000 or more.

The contractor must ensure that facilities provided for employees are provided in such a manner that segregation on the basis of race, color, religion, sex, or national origin cannot result. The contractor may neither require such segregated use by written or oral policies nor tolerate such use by employee custom. The contractor's obligation extends further to ensure that its employees are not assigned to perform their services at any location, under the contractor's control, where the facilities are segregated. The term "facilities" includes waiting rooms, work areas, restaurants and other eating areas, time clocks, restrooms, washrooms, locker rooms, and other storage or dressing areas, parking lots, drinking fountains, recreation or entertainment areas, transportation, and housing provided for employees. The contractor shall provide separate or single-user restrooms and necessary dressing or sleeping areas to assure privacy between sexes.

IV. DAVIS-BACON AND RELATED ACT PROVISIONS

This section is applicable to all Federal-aid construction projects exceeding \$2,000 and to all related subcontracts and lower-tier subcontracts (regardless of subcontract size). The requirements apply to all projects located within the right-of-way of a roadway that is functionally classified as Federal-aid highway. This excludes roadways functionally classified as local roads or rural minor collectors, which are exempt. Contracting agencies may elect to apply these requirements to other projects.

The following provisions are from the U.S. Department of Labor regulations in 29 CFR 5.5 "Contract provisions and related matters" with minor revisions to conform to the FHWA-1273 format and FHWA program requirements.

1. Minimum wages

a. All laborers and mechanics employed or working upon the site of the work, will be paid unconditionally and not less often than once a week, and without subsequent deduction or rebate on any account (except such payroll deductions as are permitted by regulations issued by the Secretary of Labor under the Copeland Act (29 CFR part 3)), the full amount of wages and bona fide fringe benefits (or cash equivalents thereof) due at time of payment computed at rates not less than those contained in the wage determination of the Secretary of Labor which is attached hereto and made a part hereof, regardless of any contractual relationship which may be alleged to exist between the contractor and such laborers and mechanics.

Contributions made or costs reasonably anticipated for bona fide fringe benefits under section 1(b)(2) of the Davis-Bacon Act on behalf of laborers or mechanics are considered wages paid to such laborers or mechanics, subject to the provisions

of paragraph 1.d. of this section; also, regular contributions made or costs incurred for more than a weekly period (but not less often than quarterly) under plans, funds, or programs which cover the particular weekly period, are deemed to be constructively made or incurred during such weekly period. Such laborers and mechanics shall be paid the appropriate wage rate and fringe benefits on the wage determination for the classification of work actually performed, without regard to skill, except as provided in 29 CFR 5.5(a)(4). Laborers or mechanics performing work in more than one classification may be compensated at the rate specified for each classification for the time actually worked therein: Provided, That the employer's payroll records accurately set forth the time spent in each classification in which work is performed. The wage determination (including any additional classification and wage rates conformed under paragraph 1.b. of this section) and the Davis-Bacon poster (WH-1321) shall be posted at all times by the contractor and its subcontractors at the site of the work in a prominent and accessible place where it can be easily seen by the workers.

b.(1) The contracting officer shall require that any class of laborers or mechanics, including helpers, which is not listed in the wage determination and which is to be employed under the contract shall be classified in conformance with the wage determination. The contracting officer shall approve an additional classification and wage rate and fringe benefits therefore only when the following criteria have been met:

(i) The work to be performed by the classification requested is not performed by a classification in the wage determination; and

(ii) The classification is utilized in the area by the construction industry; and

(iii) The proposed wage rate, including any bona fide fringe benefits, bears a reasonable relationship to the wage rates contained in the wage determination.

(2) If the contractor and the laborers and mechanics to be employed in the classification (if known), or their representatives, and the contracting officer agree on the classification and wage rate (including the amount designated for fringe benefits where appropriate), a report of the action taken shall be sent by the contracting officer to the Administrator of the Wage and Hour Division, Employment Standards Administration, U.S. Department of Labor, Washington, DC 20210. The Administrator, or an authorized representative, will approve, modify, or disapprove every additional classification action within 30 days of receipt and so advise the contracting officer or will notify the contracting officer within the 30-day period that additional time is necessary.

(3) In the event the contractor, the laborers or mechanics to be employed in the classification or their representatives, and the contracting officer do not agree on the proposed classification and wage rate (including the amount designated for fringe benefits, where appropriate), the contracting officer shall refer the questions, including the views of all interested parties and the recommendation of the contracting officer, to the Wage and Hour Administrator for determination. The Wage and Hour Administrator, or an authorized representative, will issue a determination within 30 days of receipt and so advise the contracting officer or

will notify the contracting officer within the 30-day period that additional time is necessary.

(4) The wage rate (including fringe benefits where appropriate) determined pursuant to paragraphs 1.b.(2) or 1.b.(3) of this section, shall be paid to all workers performing work in the classification under this contract from the first day on which work is performed in the classification.

c. Whenever the minimum wage rate prescribed in the contract for a class of laborers or mechanics includes a fringe benefit which is not expressed as an hourly rate, the contractor shall either pay the benefit as stated in the wage determination or shall pay another bona fide fringe benefit or an hourly cash equivalent thereof.

d. If the contractor does not make payments to a trustee or other third person, the contractor may consider as part of the wages of any laborer or mechanic the amount of any costs reasonably anticipated in providing bona fide fringe benefits under a plan or program. Provided, That the Secretary of Labor has found, upon the written request of the contractor, that the applicable standards of the Davis-Bacon Act have been met. The Secretary of Labor may require the contractor to set aside in a separate account assets for the meeting of obligations under the plan or program.

2. Withholding

The contracting agency shall upon its own action or upon written request of an authorized representative of the Department of Labor, withhold or cause to be withheld from the contractor under this contract, or any other Federal contract with the same prime contractor, or any other federally-assisted contract subject to Davis-Bacon prevailing wage requirements, which is held by the same prime contractor, so much of the accrued payments or advances as may be considered necessary to pay laborers and mechanics, including apprentices, trainees, and helpers, employed by the contractor or any subcontractor the full amount of wages required by the contract. In the event of failure to pay any laborer or mechanic, including any apprentice, trainee, or helper, employed or working on the site of the work, all or part of the wages required by the contract, the contracting agency may, after written notice to the contractor, take such action as may be necessary to cause the suspension of any further payment, advance, or guarantee of funds until such violations have ceased.

3. Payrolls and basic records

a. Payrolls and basic records relating thereto shall be maintained by the contractor during the course of the work and preserved for a period of three years thereafter for all laborers and mechanics working at the site of the work. Such records shall contain the name, address, and social security number of each such worker, his or her correct classification, hourly rates of wages paid (including rates of contributions or costs anticipated for bona fide fringe benefits or cash equivalents thereof of the types described in section 1(b)(2)(B) of the Davis-Bacon Act), daily and weekly number of hours worked, deductions made and actual wages paid. Whenever the Secretary of Labor has found under 29 CFR 5.5(a)(1)(iv) that the wages of any laborer or mechanic include the amount of any costs reasonably anticipated in providing benefits under a plan or program described in section 1(b)(2)(B) of the Davis-

Bacon Act, the contractor shall maintain records which show that the commitment to provide such benefits is enforceable, that the plan or program is financially responsible, and that the plan or program has been communicated in writing to the laborers or mechanics affected, and records which show the costs anticipated or the actual cost incurred in providing such benefits. Contractors employing apprentices or trainees under approved programs shall maintain written evidence of the registration of apprenticeship programs and certification of trainee programs, the registration of the apprentices and trainees, and the ratios and wage rates prescribed in the applicable programs.

b.(1) The contractor shall submit weekly for each week in which any contract work is performed a copy of all payrolls to the contracting agency. The payrolls submitted shall set out accurately and completely all of the information required to be maintained under 29 CFR 5.5(a)(3)(i), except that full social security numbers and home addresses shall not be included on weekly transmittals. Instead the payrolls shall only need to include an individually identifying number for each employee (e.g., the last four digits of the employee's social security number). The required weekly payroll information may be submitted in any form desired. Optional Form WH-347 is available for this purpose from the Wage and Hour Division Web site at <http://www.dol.gov/esa/whd/forms/wh347instr.htm> or its successor site. The prime contractor is responsible for the submission of copies of payrolls by all subcontractors. Contractors and subcontractors shall maintain the full social security number and current address of each covered worker, and shall provide them upon request to the contracting agency for transmission to the State DOT, the FHWA or the Wage and Hour Division of the Department of Labor for purposes of an investigation or audit of compliance with prevailing wage requirements. It is not a violation of this section for a prime contractor to require a subcontractor to provide addresses and social security numbers to the prime contractor for its own records, without weekly submission to the contracting agency..

(2) Each payroll submitted shall be accompanied by a "Statement of Compliance," signed by the contractor or subcontractor or his or her agent who pays or supervises the payment of the persons employed under the contract and shall certify the following:

(i) That the payroll for the payroll period contains the information required to be provided under §5.5 (a)(3)(ii) of Regulations, 29 CFR part 5, the appropriate information is being maintained under §5.5 (a)(3)(i) of Regulations, 29 CFR part 5, and that such information is correct and complete;

(ii) That each laborer or mechanic (including each helper, apprentice, and trainee) employed on the contract during the payroll period has been paid the full weekly wages earned, without rebate, either directly or indirectly, and that no deductions have been made either directly or indirectly from the full wages earned, other than permissible deductions as set forth in Regulations, 29 CFR part 3;

(iii) That each laborer or mechanic has been paid not less than the applicable wage rates and fringe benefits or cash equivalents for the classification of work performed, as specified in the applicable wage determination incorporated into the contract.

(3) The weekly submission of a properly executed certification set forth on the reverse side of Optional Form WH-347 shall satisfy the requirement for submission of the "Statement of Compliance" required by paragraph 3.b.(2) of this section.

(4) The falsification of any of the above certifications may subject the contractor or subcontractor to civil or criminal prosecution under section 1001 of title 18 and section 231 of title 31 of the United States Code.

c. The contractor or subcontractor shall make the records required under paragraph 3.a. of this section available for inspection, copying, or transcription by authorized representatives of the contracting agency, the State DOT, the FHWA, or the Department of Labor, and shall permit such representatives to interview employees during working hours on the job. If the contractor or subcontractor fails to submit the required records or to make them available, the FHWA may, after written notice to the contractor, the contracting agency or the State DOT, take such action as may be necessary to cause the suspension of any further payment, advance, or guarantee of funds. Furthermore, failure to submit the required records upon request or to make such records available may be grounds for debarment action pursuant to 29 CFR 5.12.

4. Apprentices and trainees

a. Apprentices (programs of the USDOL).

Apprentices will be permitted to work at less than the predetermined rate for the work they performed when they are employed pursuant to and individually registered in a bona fide apprenticeship program registered with the U.S. Department of Labor, Employment and Training Administration, Office of Apprenticeship Training, Employer and Labor Services, or with a State Apprenticeship Agency recognized by the Office, or if a person is employed in his or her first 90 days of probationary employment as an apprentice in such an apprenticeship program, who is not individually registered in the program, but who has been certified by the Office of Apprenticeship Training, Employer and Labor Services or a State Apprenticeship Agency (where appropriate) to be eligible for probationary employment as an apprentice.

The allowable ratio of apprentices to journeymen on the job site in any craft classification shall not be greater than the ratio permitted to the contractor as to the entire work force under the registered program. Any worker listed on a payroll at an apprentice wage rate, who is not registered or otherwise employed as stated above, shall be paid not less than the applicable wage rate on the wage determination for the classification of work actually performed. In addition, any apprentice performing work on the job site in excess of the ratio permitted under the registered program shall be paid not less than the applicable wage rate on the wage determination for the work actually performed. Where a contractor is performing construction on a project in a locality other than that in which its program is registered, the ratios and wage rates (expressed in percentages of the journeyman's hourly rate) specified in the contractor's or subcontractor's registered program shall be observed.

Every apprentice must be paid at not less than the rate specified in the registered program for the apprentice's level of progress, expressed as a percentage of the journeymen hourly

rate specified in the applicable wage determination. Apprentices shall be paid fringe benefits in accordance with the provisions of the apprenticeship program. If the apprenticeship program does not specify fringe benefits, apprentices must be paid the full amount of fringe benefits listed on the wage determination for the applicable classification. If the Administrator determines that a different practice prevails for the applicable apprentice classification, fringes shall be paid in accordance with that determination.

In the event the Office of Apprenticeship Training, Employer and Labor Services, or a State Apprenticeship Agency recognized by the Office, withdraws approval of an apprenticeship program, the contractor will no longer be permitted to utilize apprentices at less than the applicable predetermined rate for the work performed until an acceptable program is approved.

b. Trainees (programs of the USDOL).

Except as provided in 29 CFR 5.16, trainees will not be permitted to work at less than the predetermined rate for the work performed unless they are employed pursuant to and individually registered in a program which has received prior approval, evidenced by formal certification by the U.S. Department of Labor, Employment and Training Administration.

The ratio of trainees to journeymen on the job site shall not be greater than permitted under the plan approved by the Employment and Training Administration.

Every trainee must be paid at not less than the rate specified in the approved program for the trainee's level of progress, expressed as a percentage of the journeyman hourly rate specified in the applicable wage determination. Trainees shall be paid fringe benefits in accordance with the provisions of the trainee program. If the trainee program does not mention fringe benefits, trainees shall be paid the full amount of fringe benefits listed on the wage determination unless the Administrator of the Wage and Hour Division determines that there is an apprenticeship program associated with the corresponding journeyman wage rate on the wage determination which provides for less than full fringe benefits for apprentices. Any employee listed on the payroll at a trainee rate who is not registered and participating in a training plan approved by the Employment and Training Administration shall be paid not less than the applicable wage rate on the wage determination for the classification of work actually performed. In addition, any trainee performing work on the job site in excess of the ratio permitted under the registered program shall be paid not less than the applicable wage rate on the wage determination for the work actually performed.

In the event the Employment and Training Administration withdraws approval of a training program, the contractor will no longer be permitted to utilize trainees at less than the applicable predetermined rate for the work performed until an acceptable program is approved.

c. Equal employment opportunity. The utilization of apprentices, trainees and journeymen under this part shall be in conformity with the equal employment opportunity requirements of Executive Order 11246, as amended, and 29 CFR part 30.

d. Apprentices and Trainees (programs of the U.S. DOT).

Apprentices and trainees working under apprenticeship and skill training programs which have been certified by the Secretary of Transportation as promoting EEO in connection with Federal-aid highway construction programs are not subject to the requirements of paragraph 4 of this Section IV. The straight time hourly wage rates for apprentices and trainees under such programs will be established by the particular programs. The ratio of apprentices and trainees to journeymen shall not be greater than permitted by the terms of the particular program.

5. Compliance with Copeland Act requirements. The contractor shall comply with the requirements of 29 CFR part 3, which are incorporated by reference in this contract.

6. Subcontracts. The contractor or subcontractor shall insert Form FHWA-1273 in any subcontracts and also require the subcontractors to include Form FHWA-1273 in any lower tier subcontracts. The prime contractor shall be responsible for the compliance by any subcontractor or lower tier subcontractor with all the contract clauses in 29 CFR 5.5.

7. Contract termination: debarment. A breach of the contract clauses in 29 CFR 5.5 may be grounds for termination of the contract, and for debarment as a contractor and a subcontractor as provided in 29 CFR 5.12.

8. Compliance with Davis-Bacon and Related Act requirements. All rulings and interpretations of the Davis-Bacon and Related Acts contained in 29 CFR parts 1, 3, and 5 are herein incorporated by reference in this contract.

9. Disputes concerning labor standards. Disputes arising out of the labor standards provisions of this contract shall not be subject to the general disputes clause of this contract. Such disputes shall be resolved in accordance with the procedures of the Department of Labor set forth in 29 CFR parts 5, 6, and 7. Disputes within the meaning of this clause include disputes between the contractor (or any of its subcontractors) and the contracting agency, the U.S. Department of Labor, or the employees or their representatives.

10. Certification of eligibility.

a. By entering into this contract, the contractor certifies that neither it (nor he or she) nor any person or firm who has an interest in the contractor's firm is a person or firm ineligible to be awarded Government contracts by virtue of section 3(a) of the Davis-Bacon Act or 29 CFR 5.12(a)(1).

b. No part of this contract shall be subcontracted to any person or firm ineligible for award of a Government contract by virtue of section 3(a) of the Davis-Bacon Act or 29 CFR 5.12(a)(1).

c. The penalty for making false statements is prescribed in the U.S. Criminal Code, 18 U.S.C. 1001.

V. CONTRACT WORK HOURS AND SAFETY STANDARDS ACT

The following clauses apply to any Federal-aid construction contract in an amount in excess of \$100,000 and subject to the overtime provisions of the Contract Work Hours and Safety Standards Act. These clauses shall be inserted in addition to the clauses required by 29 CFR 5.5(a) or 29 CFR 4.6. As used in this paragraph, the terms laborers and mechanics include watchmen and guards.

1. Overtime requirements. No contractor or subcontractor contracting for any part of the contract work which may require or involve the employment of laborers or mechanics shall require or permit any such laborer or mechanic in any workweek in which he or she is employed on such work to work in excess of forty hours in such workweek unless such laborer or mechanic receives compensation at a rate not less than one and one-half times the basic rate of pay for all hours worked in excess of forty hours in such workweek.

2. Violation; liability for unpaid wages; liquidated damages. In the event of any violation of the clause set forth in paragraph (1.) of this section, the contractor and any subcontractor responsible therefor shall be liable for the unpaid wages. In addition, such contractor and subcontractor shall be liable to the United States (in the case of work done under contract for the District of Columbia or a territory, to such District or to such territory), for liquidated damages. Such liquidated damages shall be computed with respect to each individual laborer or mechanic, including watchmen and guards, employed in violation of the clause set forth in paragraph (1.) of this section, in the sum of \$10 for each calendar day on which such individual was required or permitted to work in excess of the standard workweek of forty hours without payment of the overtime wages required by the clause set forth in paragraph (1.) of this section.

3. Withholding for unpaid wages and liquidated damages. The FHWA or the contracting agency shall upon its own action or upon written request of an authorized representative of the Department of Labor withhold or cause to be withheld, from any moneys payable on account of work performed by the contractor or subcontractor under any such contract or any other Federal contract with the same prime contractor, or any other federally-assisted contract subject to the Contract Work Hours and Safety Standards Act, which is held by the same prime contractor, such sums as may be determined to be necessary to satisfy any liabilities of such contractor or subcontractor for unpaid wages and liquidated damages as provided in the clause set forth in paragraph (2.) of this section.

4. Subcontracts. The contractor or subcontractor shall insert in any subcontracts the clauses set forth in paragraph (1.) through (4.) of this section and also a clause requiring the subcontractors to include these clauses in any lower tier subcontracts. The prime contractor shall be responsible for compliance by any subcontractor or lower tier subcontractor with the clauses set forth in paragraphs (1.) through (4.) of this section.

VI. SUBLETTING OR ASSIGNING THE CONTRACT

This provision is applicable to all Federal-aid construction contracts on the National Highway System.

1. The contractor shall perform with its own organization contract work amounting to not less than 30 percent (or a greater percentage if specified elsewhere in the contract) of the total original contract price, excluding any specialty items designated by the contracting agency. Specialty items may be performed by subcontract and the amount of any such specialty items performed may be deducted from the total original contract price before computing the amount of work required to be performed by the contractor's own organization (23 CFR 635.116).

a. The term "perform work with its own organization" refers to workers employed or leased by the prime contractor, and equipment owned or rented by the prime contractor, with or without operators. Such term does not include employees or equipment of a subcontractor or lower tier subcontractor, agents of the prime contractor, or any other assignees. The term may include payments for the costs of hiring leased employees from an employee leasing firm meeting all relevant Federal and State regulatory requirements. Leased employees may only be included in this term if the prime contractor meets all of the following conditions:

(1) the prime contractor maintains control over the supervision of the day-to-day activities of the leased employees;

(2) the prime contractor remains responsible for the quality of the work of the leased employees;

(3) the prime contractor retains all power to accept or exclude individual employees from work on the project; and

(4) the prime contractor remains ultimately responsible for the payment of predetermined minimum wages, the submission of payrolls, statements of compliance and all other Federal regulatory requirements.

b. "Specialty Items" shall be construed to be limited to work that requires highly specialized knowledge, abilities, or equipment not ordinarily available in the type of contracting organizations qualified and expected to bid or propose on the contract as a whole and in general are to be limited to minor components of the overall contract.

2. The contract amount upon which the requirements set forth in paragraph (1) of Section VI is computed includes the cost of material and manufactured products which are to be purchased or produced by the contractor under the contract provisions.

3. The contractor shall furnish (a) a competent superintendent or supervisor who is employed by the firm, has full authority to direct performance of the work in accordance with the contract requirements, and is in charge of all construction operations (regardless of who performs the work) and (b) such other of its own organizational resources (supervision, management, and engineering services) as the contracting officer determines is necessary to assure the performance of the contract.

4. No portion of the contract shall be sublet, assigned or otherwise disposed of except with the written consent of the contracting officer, or authorized representative, and such consent when given shall not be construed to relieve the contractor of any responsibility for the fulfillment of the contract. Written consent will be given only after the contracting agency has assured that each subcontract is

evidenced in writing and that it contains all pertinent provisions and requirements of the prime contract.

5. The 30% self-performance requirement of paragraph (1) is not applicable to design-build contracts; however, contracting agencies may establish their own self-performance requirements.

VII. SAFETY: ACCIDENT PREVENTION

This provision is applicable to all Federal-aid construction contracts and to all related subcontracts.

1. In the performance of this contract the contractor shall comply with all applicable Federal, State, and local laws governing safety, health, and sanitation (23 CFR 635). The contractor shall provide all safeguards, safety devices and protective equipment and take any other needed actions as it determines, or as the contracting officer may determine, to be reasonably necessary to protect the life and health of employees on the job and the safety of the public and to protect property in connection with the performance of the work covered by the contract.

2. It is a condition of this contract, and shall be made a condition of each subcontract, which the contractor enters into pursuant to this contract, that the contractor and any subcontractor shall not permit any employee, in performance of the contract, to work in surroundings or under conditions which are unsanitary, hazardous or dangerous to his/her health or safety, as determined under construction safety and health standards (29 CFR 1926) promulgated by the Secretary of Labor, in accordance with Section 107 of the Contract Work Hours and Safety Standards Act (40 U.S.C. 3704).

3. Pursuant to 29 CFR 1926.3, it is a condition of this contract that the Secretary of Labor or authorized representative thereof, shall have right of entry to any site of contract performance to inspect or investigate the matter of compliance with the construction safety and health standards and to carry out the duties of the Secretary under Section 107 of the Contract Work Hours and Safety Standards Act (40 U.S.C.3704).

VIII. FALSE STATEMENTS CONCERNING HIGHWAY PROJECTS

This provision is applicable to all Federal-aid construction contracts and to all related subcontracts.

In order to assure high quality and durable construction in conformity with approved plans and specifications and a high degree of reliability on statements and representations made by engineers, contractors, suppliers, and workers on Federal-aid highway projects, it is essential that all persons concerned with the project perform their functions as carefully, thoroughly, and honestly as possible. Willful falsification, distortion, or misrepresentation with respect to any facts related to the project is a violation of Federal law. To prevent any misunderstanding regarding the seriousness of these and similar acts, Form FHWA-1022 shall be posted on each Federal-aid highway project (23 CFR 635) in one or more places where it is readily available to all persons concerned with the project:

18 U.S.C. 1020 reads as follows:

"Whoever, being an officer, agent, or employee of the United States, or of any State or Territory, or whoever, whether a person, association, firm, or corporation, knowingly makes any false statement, false representation, or false report as to the character, quality, quantity, or cost of the material used or to be used, or the quantity or quality of the work performed or to be performed, or the cost thereof in connection with the submission of plans, maps, specifications, contracts, or costs of construction on any highway or related project submitted for approval to the Secretary of Transportation; or

Whoever knowingly makes any false statement, false representation, false report or false claim with respect to the character, quality, quantity, or cost of any work performed or to be performed, or materials furnished or to be furnished, in connection with the construction of any highway or related project approved by the Secretary of Transportation; or

Whoever knowingly makes any false statement or false representation as to material fact in any statement, certificate, or report submitted pursuant to provisions of the Federal-aid Roads Act approved July 1, 1916, (39 Stat. 355), as amended and supplemented;

Shall be fined under this title or imprisoned not more than 5 years or both."

IX. IMPLEMENTATION OF CLEAN AIR ACT AND FEDERAL WATER POLLUTION CONTROL ACT

This provision is applicable to all Federal-aid construction contracts and to all related subcontracts.

By submission of this bid/proposal or the execution of this contract, or subcontract, as appropriate, the bidder, proposer, Federal-aid construction contractor, or subcontractor, as appropriate, will be deemed to have stipulated as follows:

1. That any person who is or will be utilized in the performance of this contract is not prohibited from receiving an award due to a violation of Section 508 of the Clean Water Act or Section 306 of the Clean Air Act.

2. That the contractor agrees to include or cause to be included the requirements of paragraph (1) of this Section X in every subcontract, and further agrees to take such action as the contracting agency may direct as a means of enforcing such requirements.

X. CERTIFICATION REGARDING DEBARMENT, SUSPENSION, INELIGIBILITY AND VOLUNTARY EXCLUSION

This provision is applicable to all Federal-aid construction contracts, design-build contracts, subcontracts, lower-tier subcontracts, purchase orders, lease agreements, consultant contracts or any other covered transaction requiring FHWA approval or that is estimated to cost \$25,000 or more – as defined in 2 CFR Parts 180 and 1200.

1. Instructions for Certification – First Tier Participants:

a. By signing and submitting this proposal, the prospective first tier participant is providing the certification set out below.

b. The inability of a person to provide the certification set out below will not necessarily result in denial of participation in this

covered transaction. The prospective first tier participant shall submit an explanation of why it cannot provide the certification set out below. The certification or explanation will be considered in connection with the department or agency's determination whether to enter into this transaction. However, failure of the prospective first tier participant to furnish a certification or an explanation shall disqualify such a person from participation in this transaction.

c. The certification in this clause is a material representation of fact upon which reliance was placed when the contracting agency determined to enter into this transaction. If it is later determined that the prospective participant knowingly rendered an erroneous certification, in addition to other remedies available to the Federal Government, the contracting agency may terminate this transaction for cause of default.

d. The prospective first tier participant shall provide immediate written notice to the contracting agency to whom this proposal is submitted if any time the prospective first tier participant learns that its certification was erroneous when submitted or has become erroneous by reason of changed circumstances.

e. The terms "covered transaction," "debarred," "suspended," "ineligible," "participant," "person," "principal," and "voluntarily excluded," as used in this clause, are defined in 2 CFR Parts 180 and 1200. "First Tier Covered Transactions" refers to any covered transaction between a grantee or subgrantee of Federal funds and a participant (such as the prime or general contract). "Lower Tier Covered Transactions" refers to any covered transaction under a First Tier Covered Transaction (such as subcontracts). "First Tier Participant" refers to the participant who has entered into a covered transaction with a grantee or subgrantee of Federal funds (such as the prime or general contractor). "Lower Tier Participant" refers any participant who has entered into a covered transaction with a First Tier Participant or other Lower Tier Participants (such as subcontractors and suppliers).

f. The prospective first tier participant agrees by submitting this proposal that, should the proposed covered transaction be entered into, it shall not knowingly enter into any lower tier covered transaction with a person who is debarred, suspended, declared ineligible, or voluntarily excluded from participation in this covered transaction, unless authorized by the department or agency entering into this transaction.

g. The prospective first tier participant further agrees by submitting this proposal that it will include the clause titled "Certification Regarding Debarment, Suspension, Ineligibility and Voluntary Exclusion-Lower Tier Covered Transactions," provided by the department or contracting agency, entering into this covered transaction, without modification, in all lower tier covered transactions and in all solicitations for lower tier covered transactions exceeding the \$25,000 threshold.

h. A participant in a covered transaction may rely upon a certification of a prospective participant in a lower tier covered transaction that is not debarred, suspended, ineligible, or voluntarily excluded from the covered transaction, unless it knows that the certification is erroneous. A participant is responsible for ensuring that its principals are not suspended, debarred, or otherwise ineligible to participate in covered transactions. To verify the eligibility of its principals, as well as the eligibility of any lower tier prospective participants, each participant may, but is not required to, check the Excluded Parties List System website (<https://www.epls.gov/>), which is compiled by the General Services Administration.

i. Nothing contained in the foregoing shall be construed to require the establishment of a system of records in order to render in good faith the certification required by this clause. The knowledge and information of the prospective participant is not required to exceed that which is normally possessed by a prudent person in the ordinary course of business dealings.

j. Except for transactions authorized under paragraph (f) of these instructions, if a participant in a covered transaction knowingly enters into a lower tier covered transaction with a person who is suspended, debarred, ineligible, or voluntarily excluded from participation in this transaction, in addition to other remedies available to the Federal Government, the department or agency may terminate this transaction for cause or default.

2. Certification Regarding Debarment, Suspension, Ineligibility and Voluntary Exclusion – First Tier Participants:

a. The prospective first tier participant certifies to the best of its knowledge and belief, that it and its principals:

(1) Are not presently debarred, suspended, proposed for debarment, declared ineligible, or voluntarily excluded from participating in covered transactions by any Federal department or agency;

(2) Have not within a three-year period preceding this proposal been convicted of or had a civil judgment rendered against them for commission of fraud or a criminal offense in connection with obtaining, attempting to obtain, or performing a public (Federal, State or local) transaction or contract under a public transaction; violation of Federal or State antitrust statutes or commission of embezzlement, theft, forgery, bribery, falsification or destruction of records, making false statements, or receiving stolen property;

(3) Are not presently indicted for or otherwise criminally or civilly charged by a governmental entity (Federal, State or local) with commission of any of the offenses enumerated in paragraph (a)(2) of this certification; and

(4) Have not within a three-year period preceding this application/proposal had one or more public transactions (Federal, State or local) terminated for cause or default.

b. Where the prospective participant is unable to certify to any of the statements in this certification, such prospective participant shall attach an explanation to this proposal.

2. Instructions for Certification - Lower Tier Participants:

(Applicable to all subcontracts, purchase orders and other lower tier transactions requiring prior FHWA approval or estimated to cost \$25,000 or more - 2 CFR Parts 180 and 1200)

a. By signing and submitting this proposal, the prospective lower tier is providing the certification set out below.

b. The certification in this clause is a material representation of fact upon which reliance was placed when this transaction was entered into. If it is later determined that the prospective lower tier participant knowingly rendered an erroneous certification, in addition to other remedies available to the Federal Government, the department, or agency with which

this transaction originated may pursue available remedies, including suspension and/or debarment.

c. The prospective lower tier participant shall provide immediate written notice to the person to which this proposal is submitted if at any time the prospective lower tier participant learns that its certification was erroneous by reason of changed circumstances.

d. The terms "covered transaction," "debarred," "suspended," "ineligible," "participant," "person," "principal," and "voluntarily excluded," as used in this clause, are defined in 2 CFR Parts 180 and 1200. You may contact the person to which this proposal is submitted for assistance in obtaining a copy of those regulations. "First Tier Covered Transactions" refers to any covered transaction between a grantee or subgrantee of Federal funds and a participant (such as the prime or general contract). "Lower Tier Covered Transactions" refers to any covered transaction under a First Tier Covered Transaction (such as subcontracts). "First Tier Participant" refers to the participant who has entered into a covered transaction with a grantee or subgrantee of Federal funds (such as the prime or general contractor). "Lower Tier Participant" refers any participant who has entered into a covered transaction with a First Tier Participant or other Lower Tier Participants (such as subcontractors and suppliers).

e. The prospective lower tier participant agrees by submitting this proposal that, should the proposed covered transaction be entered into, it shall not knowingly enter into any lower tier covered transaction with a person who is debarred, suspended, declared ineligible, or voluntarily excluded from participation in this covered transaction, unless authorized by the department or agency with which this transaction originated.

f. The prospective lower tier participant further agrees by submitting this proposal that it will include this clause titled "Certification Regarding Debarment, Suspension, Ineligibility and Voluntary Exclusion-Lower Tier Covered Transaction," without modification, in all lower tier covered transactions and in all solicitations for lower tier covered transactions exceeding the \$25,000 threshold.

g. A participant in a covered transaction may rely upon a certification of a prospective participant in a lower tier covered transaction that is not debarred, suspended, ineligible, or voluntarily excluded from the covered transaction, unless it knows that the certification is erroneous. A participant is responsible for ensuring that its principals are not suspended, debarred, or otherwise ineligible to participate in covered transactions. To verify the eligibility of its principals, as well as the eligibility of any lower tier prospective participants, each participant may, but is not required to, check the Excluded Parties List System website (<https://www.epls.gov/>), which is compiled by the General Services Administration.

h. Nothing contained in the foregoing shall be construed to require establishment of a system of records in order to render in good faith the certification required by this clause. The knowledge and information of participant is not required to exceed that which is normally possessed by a prudent person in the ordinary course of business dealings.

i. Except for transactions authorized under paragraph e of these instructions, if a participant in a covered transaction knowingly enters into a lower tier covered transaction with a person who is suspended, debarred, ineligible, or voluntarily excluded from participation in this transaction, in addition to other remedies available to the Federal Government, the

department or agency with which this transaction originated may pursue available remedies, including suspension and/or debarment.

* * * * *

Certification Regarding Debarment, Suspension, Ineligibility and Voluntary Exclusion--Lower Tier Participants:

1. The prospective lower tier participant certifies, by submission of this proposal, that neither it nor its principals is presently debarred, suspended, proposed for debarment, declared ineligible, or voluntarily excluded from participating in covered transactions by any Federal department or agency.

2. Where the prospective lower tier participant is unable to certify to any of the statements in this certification, such prospective participant shall attach an explanation to this proposal.

* * * * *

XI. CERTIFICATION REGARDING USE OF CONTRACT FUNDS FOR LOBBYING

This provision is applicable to all Federal-aid construction contracts and to all related subcontracts which exceed \$100,000 (49 CFR 20).

1. The prospective participant certifies, by signing and submitting this bid or proposal, to the best of his or her knowledge and belief, that:

a. No Federal appropriated funds have been paid or will be paid, by or on behalf of the undersigned, to any person for influencing or attempting to influence an officer or employee of any Federal agency, a Member of Congress, an officer or employee of Congress, or an employee of a Member of Congress in connection with the awarding of any Federal contract, the making of any Federal grant, the making of any Federal loan, the entering into of any cooperative agreement, and the extension, continuation, renewal, amendment, or modification of any Federal contract, grant, loan, or cooperative agreement.

b. If any funds other than Federal appropriated funds have been paid or will be paid to any person for influencing or attempting to influence an officer or employee of any Federal agency, a Member of Congress, an officer or employee of Congress, or an employee of a Member of Congress in connection with this Federal contract, grant, loan, or cooperative agreement, the undersigned shall complete and submit Standard Form-LLL, "Disclosure Form to Report Lobbying," in accordance with its instructions.

2. This certification is a material representation of fact upon which reliance was placed when this transaction was made or entered into. Submission of this certification is a prerequisite for making or entering into this transaction imposed by 31 U.S.C. 1352. Any person who fails to file the required certification shall be subject to a civil penalty of not less than \$10,000 and not more than \$100,000 for each such failure.

3. The prospective participant also agrees by submitting its bid or proposal that the participant shall require that the language of this certification be included in all lower tier subcontracts, which exceed \$100,000 and that all such recipients shall certify and disclose accordingly.

**ATTACHMENT A - EMPLOYMENT AND MATERIALS
PREFERENCE FOR APPALACHIAN DEVELOPMENT
HIGHWAY SYSTEM OR APPALACHIAN LOCAL ACCESS
ROAD CONTRACTS**

This provision is applicable to all Federal-aid projects funded under the Appalachian Regional Development Act of 1965.

1. During the performance of this contract, the contractor undertaking to do work which is, or reasonably may be, done as on-site work, shall give preference to qualified persons who regularly reside in the labor area as designated by the DOL wherein the contract work is situated, or the subregion, or the Appalachian counties of the State wherein the contract work is situated, except:

a. To the extent that qualified persons regularly residing in the area are not available.

b. For the reasonable needs of the contractor to employ supervisory or specially experienced personnel necessary to assure an efficient execution of the contract work.

c. For the obligation of the contractor to offer employment to present or former employees as the result of a lawful collective bargaining contract, provided that the number of nonresident persons employed under this subparagraph (1c) shall not exceed 20 percent of the total number of employees employed by the contractor on the contract work, except as provided in subparagraph (4) below.

2. The contractor shall place a job order with the State Employment Service indicating (a) the classifications of the laborers, mechanics and other employees required to perform the contract work, (b) the number of employees required in each classification, (c) the date on which the participant estimates such employees will be required, and (d) any other pertinent information required by the State Employment Service to complete the job order form. The job order may be placed with the State Employment Service in writing or by telephone. If during the course of the contract work, the information submitted by the contractor in the original job order is substantially modified, the participant shall promptly notify the State Employment Service.

3. The contractor shall give full consideration to all qualified job applicants referred to him by the State Employment Service. The contractor is not required to grant employment to any job applicants who, in his opinion, are not qualified to perform the classification of work required.

4. If, within one week following the placing of a job order by the contractor with the State Employment Service, the State Employment Service is unable to refer any qualified job applicants to the contractor, or less than the number requested, the State Employment Service will forward a certificate to the contractor indicating the unavailability of applicants. Such certificate shall be made a part of the contractor's permanent project records. Upon receipt of this certificate, the contractor may employ persons who do not normally reside in the labor area to fill positions covered by the certificate, notwithstanding the provisions of subparagraph (1c) above.

5. The provisions of 23 CFR 633.207(e) allow the contracting agency to provide a contractual preference for the use of mineral resource materials native to the Appalachian region.

6. The contractor shall include the provisions of Sections 1 through 4 of this Attachment A in every subcontract for work which is, or reasonably may be, done as on-site work.

**KENTUCKY TRANSPORTATION CABINET
DEPARTMENT OF HIGHWAYS**

**EMPLOYMENT REQUIREMENTS
RELATING TO
NONDISCRIMINATION OF EMPLOYEES
(APPLICABLE TO FEDERAL-AID SYSTEM CONTRACTS)**

**AN ACT OF THE KENTUCKY GENERAL ASSEMBLY
TO PREVENT DISCRIMINATION IN EMPLOYMENT**

**KRS CHAPTER 344
EFFECTIVE JUNE 16, 1972**

The contract on this project, in accordance with KRS Chapter 344, provides that during the performance of this contract, the contractor agrees as follows:

1. The contractor shall not fail or refuse to hire, or shall not discharge any individual, or otherwise discriminate against an individual with respect to his compensation, terms, conditions, or privileges of employment, because of such individual's race, color, religion, national origin, sex, disability or age (forty and above); or limit, segregate, or classify his employees in any way which would deprive or tend to deprive an individual of employment opportunities or otherwise adversely affect his status as an employee, because of such individual's race, color, religion, national origin, sex, disability or age forty (40) and over. The contractor agrees to post in conspicuous places, available to employees and applicants for employment, notices to be provided setting forth the provisions of this nondiscrimination clause.

2. The contractor shall not print or publish or cause to be printed or published a notice or advertisement relating to employment by such an employer or membership in or any classification or referral for employment by the employment agency, indicating any preference, limitation, specification, or discrimination, based on race, color, religion, national origin, sex, or age forty (40) and over, or because the person is a qualified individual with a disability, except that such a notice or advertisement may indicate a preference, limitation, or specification based on religion, national origin, sex, or age forty (40) and over, or because the person is a qualified individual with a disability, when religion, national origin, sex, or age forty (40) and over, or because the person is a qualified individual with a disability, is a bona fide occupational qualification for employment.

3. If the contractor is in control of apprenticeship or other training or retraining, including on-the-job training programs, he shall not discriminate against an individual because of his race, color, religion, national origin, sex, disability or age forty (40) and over, in admission to, or employment in any program established to provide apprenticeship or other training.

4. The contractor will send to each labor union or representative of workers with which he has a collective bargaining agreement or other contract or understanding, a notice to be provided advising the said labor union or workers' representative of the contractor's commitments under this section, and shall post copies of the notice in conspicuous places available to employees and applicants for employment. The contractor will take such action with respect to any subcontract or purchase order as the administering agency may direct as a means of enforcing such provisions, including sanctions for non-compliance.

Revised: January 25, 2017

Standard Title VI/Non-Discrimination Assurances

During the performance of this contract, the contractor, for itself, its assignees, and successors in interest (hereinafter referred to as the "contractor") agrees as follows:

1. **Compliance with Regulations:** The contractor (hereinafter includes consultants) will comply with the Acts and the Regulations relative to Non-discrimination in Federally-assisted programs of the U.S. Department of Transportation, **Federal Highway Administration**, as they may be amended from time to time, which are herein incorporated by reference and made a part of this contract.
2. **Non-discrimination:** The contractor, with regard to the work performed by it during the contract, will not discriminate on the grounds of race, color, or national origin in the selection and retention of subcontractors, including procurements of materials and leases of equipment. The contractor will not participate directly or indirectly in the discrimination prohibited by the Acts and the Regulations, including employment practices when the contract covers any activity, project, or program set forth in Appendix B of 49 CFR Part 21.
3. **Solicitations for Subcontracts, Including Procurements of Materials and Equipment:** In all solicitations, either by competitive bidding, or negotiation made by the contractor for work to be performed under a subcontract, including procurements of materials, or leases of equipment, each potential subcontractor or supplier will be notified by the contractor of the contractor's obligations under this contract and the Acts and the Regulations relative to Non-discrimination on the grounds of race, color, or national origin.
4. **Information and Reports:** The contractor will provide all information and reports required by the Acts, the Regulations, and directives issued pursuant thereto and will permit access to its books, records, accounts, other sources of information, and its facilities as may be determined by the Recipient or the **Federal Highway Administration** to be pertinent to ascertain compliance with such Acts, Regulations, and instructions. Where any information required of a contractor is in the exclusive possession of another who fails or refuses to furnish the information, the contractor will so certify to the Recipient or the **Federal Highway Administration**, as appropriate, and will set forth what efforts it has made to obtain the information.
5. **Sanctions for Noncompliance:** In the event of a contractor's noncompliance with the Non-discrimination provisions of this contract, the Recipient will impose such contract sanctions as it or the **Federal Highway Administration** may determine to be appropriate, including, but not limited to:
 - a. withholding payments to the contractor under the contract until the contractor complies; and/or
 - b. cancelling, terminating, or suspending a contract, in whole or in part.
6. **Incorporation of Provisions:** The contractor will include the provisions of paragraphs one through six in every subcontract, including procurements of materials and leases of equipment, unless exempt by the Acts, the Regulations and directives issued pursuant thereto. The contractor will take action with respect to any subcontract or procurement as the Recipient or the **Federal Highway Administration** may direct as a means of enforcing such provisions including sanctions for noncompliance. Provided, that if the contractor becomes involved in, or is threatened with litigation by a subcontractor, or supplier because of such direction, the contractor may request the Recipient to enter into any litigation to protect the interests of the Recipient. In addition, the contractor may request the United States to enter into the litigation to protect the interests of the United States.

Standard Title VI/Non-Discrimination Statutes and Authorities

During the performance of this contract, the contractor, for itself, its assignees, and successors in interest (hereinafter referred to as the “contractor”) agrees to comply with the following non-discrimination statutes and authorities; including but not limited to:

- Title VI of the Civil Rights Act of 1964 (42 U.S.C. § 2000d *et seq.*, 78 stat. 252), (prohibits discrimination on the basis of race, color, national origin); and 49 CFR Part 21;
- The Uniform Relocation Assistance and Real Property Acquisition Policies Act of 1970, (42 U.S.C. § 4601), (prohibits unfair treatment of persons displaced or whose property has been acquired because of Federal or Federal-aid programs and projects);
- Federal-Aid Highway Act of 1973, (23 U.S.C. § 324 *et seq.*), (prohibits discrimination on the basis of sex);
- Section 504 of the Rehabilitation Act of 1973, (29 U.S.C. § 794 *et seq.*), as amended, (prohibits discrimination on the basis of disability); and 49 CFR Part 27;
- The Age Discrimination Act of 1975, as amended, (42 U.S.C. § 6101 *et seq.*), (prohibits discrimination on the basis of age);
- Airport and Airway Improvement Act of 1982, (49 USC § 471, Section 47123), as amended, (prohibits discrimination based on race, creed, color, national origin, or sex);
- The Civil Rights Restoration Act of 1987, (PL 100-209), (Broadened the scope, coverage and applicability of Title VI of the Civil Rights Act of 1964, The Age Discrimination Act of 1975 and Section 504 of the Rehabilitation Act of 1973, by expanding the definition of the terms “programs or activities” to include all of the programs or activities of the Federal-aid recipients, sub-recipients and contractors, whether such programs or activities are Federally funded or not);
- Titles II and III of the Americans with Disabilities Act, which prohibit discrimination on the basis of disability in the operation of public entities, public and private transportation systems, places of public accommodation, and certain testing entities (42 U.S.C. §§ 12131 -- 12189) as implemented by Department of Transportation regulations at 49 C.F.R. parts 37 and 38;
- The Federal Aviation Administration’s Non-discrimination statute (49 U.S.C. § 47123) (prohibits discrimination on the basis of race, color, national origin, and sex);
- Executive Order 12898, Federal Actions to Address Environmental Justice in Minority Populations and Low-Income Populations, which ensures non-discrimination against minority populations by discouraging programs, policies, and activities with disproportionately high and adverse human health or environmental effects on minority and low-income populations;
- Executive Order 13166, Improving Access to Services for Persons with Limited English Proficiency, and resulting agency guidance, national origin discrimination includes discrimination because of limited English proficiency (LEP). To ensure compliance with Title VI, you must take reasonable steps to ensure that LEP persons have meaningful access to your programs (70 Fed. Reg. at 74087 to 74100);
- Title IX of the Education Amendments of 1972, as amended, which prohibits you from discriminating because of sex in education programs or activities (20 U.S.C. 1681 *et seq.*)

EXECUTIVE BRANCH CODE OF ETHICS

In the 1992 regular legislative session, the General Assembly passed and Governor Brereton Jones signed Senate Bill 63 (codified as KRS 11A), the Executive Branch Code of Ethics, which states, in part:

KRS 11A.040 (7) provides:

No present or former public servant shall, within six (6) months following termination of his office or employment, accept employment, compensation, or other economic benefit from any person or business that contracts or does business with, or is regulated by, the state in matters in which he was directly involved during the last thirty-six (36) months of his tenure. This provision shall not prohibit an individual from returning to the same business, firm, occupation, or profession in which he was involved prior to taking office or beginning his term of employment, or for which he received, prior to his state employment, a professional degree or license, provided that, for a period of six (6) months, he personally refrains from working on any matter in which he was directly involved during the last thirty-six (36) months of his tenure in state government. This subsection shall not prohibit the performance of ministerial functions, including but not limited to filing tax returns, filing applications for permits or licenses, or filing incorporation papers, nor shall it prohibit the former officer or public servant from receiving public funds disbursed through entitlement programs.

KRS 11A.040 (9) states:

A former public servant shall not represent a person or business before a state agency in a matter in which the former public servant was directly involved during the last thirty-six (36) months of his tenure, for a period of one (1) year after the latter of:

- a) The date of leaving office or termination of employment; or
- b) The date the term of office expires to which the public servant was elected.

This law is intended to promote public confidence in the integrity of state government and to declare as public policy the idea that state employees should view their work as a public trust and not as a way to obtain private benefits.

If you have worked for the executive branch of state government within the past six months, you may be subject to the law's prohibitions. The law's applicability may be different if you hold elected office or are contemplating representation of another before a state agency.

Also, if you are affiliated with a firm which does business with the state and which employs former state executive-branch employees, you should be aware that the law may apply to them.

In case of doubt, the law permits you to request an advisory opinion from the Executive Branch Ethics Commission, 3 Fountain Place, Frankfort, Kentucky 40601; telephone (502) 564-7954.

Revised: January 27, 2017

"General Decision Number: KY20220038 02/25/2022

Superseded General Decision Number: KY20210038

State: Kentucky

Construction Type: Highway

Counties: Anderson, Bath, Bourbon, Boyd, Boyle, Bracken, Breckinridge, Bullitt, Carroll, Carter, Clark, Elliott, Fayette, Fleming, Franklin, Gallatin, Grant, Grayson, Greenup, Hardin, Harrison, Henry, Jefferson, Jessamine, Larue, Lewis, Madison, Marion, Mason, Meade, Mercer, Montgomery, Nelson, Nicholas, Oldham, Owen, Robertson, Rowan, Scott, Shelby, Spencer, Trimble, Washington and Woodford Counties in Kentucky.

HIGHWAY CONSTRUCTION PROJECTS (excluding tunnels, building structures in rest area projects & railroad construction; bascule, suspension & spandrel arch bridges designed for commercial navigation, bridges involving marine construction; and other major bridges).

Note: Contracts subject to the Davis-Bacon Act are generally required to pay at least the applicable minimum wage rate required under Executive Order 14026 or Executive Order 13658. Please note that these Executive Orders apply to covered contracts entered into by the federal government that are subject to the Davis-Bacon Act itself, but do not apply to contracts subject only to the Davis-Bacon Related Acts, including those set forth at 29 CFR 5.1(a)(2)-(60).

<p>If the contract is entered into on or after January 30, 2022, or the contract is renewed or extended (e.g., an option is exercised) on or after January 30, 2022:</p>	<ul style="list-style-type: none"> . Executive Order 14026 generally applies to the contract. . The contractor must pay all covered workers at least \$15.00 per hour (or the applicable wage rate listed on this wage determination, if it is higher) for all hours spent performing on the contract in 2022.
<p>If the contract was awarded on or between January 1, 2015 and January 29, 2022, and the contract is not renewed or extended on or after January 30, 2022:</p>	<ul style="list-style-type: none"> . Executive Order 13658 generally applies to the contract. . The contractor must pay all covered workers at least \$11.25 per hour (or the applicable wage rate listed on this wage determination, if it is higher) for all hours spent performing on that contract in 2022.

The applicable Executive Order minimum wage rate will be adjusted annually. If this contract is covered by one of the Executive Orders and a classification considered necessary for performance of work on the contract does not appear on this wage determination, the contractor must still submit a

conformance request.

Additional information on contractor requirements and worker protections under the Executive Orders is available at <https://www.dol.gov/agencies/whd/government-contracts>.

Modification Number	Publication Date
0	01/07/2022
1	02/11/2022
2	02/18/2022
3	02/25/2022

BRIN0004-003 06/01/2021

BRECKENRIDGE COUNTY

	Rates	Fringes
BRICKLAYER.....	\$ 29.57	14.75

BRKY0001-005 06/01/2021

BULLITT, CARROLL, GRAYSON, HARDIN, HENRY, JEFFERSON, LARUE, MARION, MEADE, NELSON, OLDHAM, SHELBY, SPENCER, & TRIMBLE COUNTIES:

	Rates	Fringes
BRICKLAYER.....	\$ 29.57	15.10

BRKY0002-006 06/01/2021

BRACKEN, GALLATIN, GRANT, MASON & ROBERTSON COUNTIES:

	Rates	Fringes
BRICKLAYER.....	\$ 30.87	15.87

BRKY0007-004 06/01/2021

BOYD, CARTER, ELLIOT, FLEMING, GREENUP, LEWIS & ROWAN COUNTIES:

	Rates	Fringes
BRICKLAYER.....	\$ 36.19	19.54

BRKY0017-004 06/01/2021

ANDERSON, BATH, BOURBON, BOYLE, CLARK, FAYETTE, FRANKLIN, HARRISON, JESSAMINE, MADISON, MERCER, MONTGOMERY, NICHOLAS, OWEN, SCOTT, WASHINGTON & WOODFORD COUNTIES:

	Rates	Fringes
BRICKLAYER.....	\$ 30.87	15.87

CARP0064-001 04/01/2020

	Rates	Fringes
CARPENTER.....	\$ 29.81	19.96
Diver.....	\$ 45.09	19.96

PILEDRIVERMAN.....\$ 30.06 19.96

ELEC0212-008 06/07/2021

BRACKEN, GALLATIN and GRANT COUNTIES

	Rates	Fringes
ELECTRICIAN.....	\$ 32.32	19.85

ELEC0212-014 11/25/2019

BRACKEN, GALLATIN & GRANT COUNTIES:

	Rates	Fringes
Sound & Communication Technician.....	\$ 24.35	12.09

ELEC0317-012 06/01/2021

BOYD, CARTER, ELLIOT & ROWAN COUNTIES:

	Rates	Fringes
ELECTRICIAN (Wiremen).....	\$ 35.10	27.47

ELEC0369-007 05/31/2021

ANDERSON, BATH, BOURBON, BOYLE, BRECKINRIDGE, BULLITT, CARROLL,
CLARK, FAYETTE, FRAONKLIN, GRAYSON, HARDIN, HARRISON, HENRY,
JEFFERSON, JESSAMINE, LARUE, MADISON, MARION, MEADE, MERCER,
MONTGOMERY, NELSON, NICHOLAS, OLDHAM, OWEN, ROBERTSON, SCOTT,
SHELBY, SPENCER, TRIMBLE, WASHINGTON, & WOODFORD COUNTIES:

	Rates	Fringes
ELECTRICIAN.....	\$ 33.85	18.72

ELEC0575-002 11/29/2021

FLEMING, GREENUP, LEWIS & MASON COUNTIES:

	Rates	Fringes
ELECTRICIAN.....	\$ 35.00	19.76

ENGI0181-018 07/01/2021

	Rates	Fringes
POWER EQUIPMENT OPERATOR		
GROUP 1.....	\$ 34.80	17.85
GROUP 2.....	\$ 31.94	17.85
GROUP 3.....	\$ 32.39	17.85
GROUP 4.....	\$ 31.62	17.85

OPERATING ENGINEER CLASSIFICATIONS

GROUP 1 - A-Frame Winch Truck; Auto Patrol; Backfiller;
Batcher Plant; Bituminous Paver; Bituminous Transfer
Machine; Boom Cat; Bulldozer; Mechanic; Cableway; Carry-All
Scoop; Carry Deck Crane; Central Compressor Plant; Cherry
Picker; Clamshell; Concrete Mixer (21 cu. ft. or Over);

Concrete Paver; Truck-Mounted Concrete Pump; Core Drill; Crane; Crusher Plant; Derrick; Derrick Boat; Ditching & Trenching Machine; Dragline; Dredge Operator; Dredge Engineer; Elevating Grader & Loaders; Grade-All; Gurrries; Heavy Equipment Robotics Operator/Mechanic; High Lift; Hoe-Type Machine; Hoist (Two or More Drums); Hoisting Engine (Two or More Drums); Horizontal Directional Drill Operator; Hydrocrane; Hyster; KeCal Loader; LeTourneau; Locomotive; Mechanic; Mechanically Operated Laser Screed; Mechanic Welder; Mucking Machine; Motor Scraper; Orangepeel Bucket; Overhead Crane; Piledriver; Power Blade; Pumpcrete; Push Dozer; Rock Spreader, attached to equipment; Rotary Drill; Roller (Bituminous); Rough Terrain Crane; Scarifier; Scoopmobile; Shovel; Side Boom; Subgrader; Tailboom; Telescoping Type Forklift; Tow or Push Boat; Tower Crane (French, German & other types); Tractor Shovel; Truck Crane; Tunnel Mining Machines, including Moles, Shields or similar types of Tunnel Mining Equipment

GROUP 2 - Air Compressor (Over 900 cu. ft. per min.); Bituminous Mixer; Boom Type Tamping Machine; Bull Float; Concrete Mixer (Under 21 cu. ft.); Dredge Engineer; Electric Vibrator; Compactor/Self-Propelled Compactor; Elevator (One Drum or Buck Hoist); Elevator (When used to Hoist Building Material); Finish Machine; Firemen & Hoist (One Drum); Flexplane; Forklift (Regardless of Lift Height); Form Grader; Joint Sealing Machine; Outboard Motor Boat; Power Sweeper (Riding Type); Roller (Rock); Ross Carrier; Skid Mounted or Trailer Mounted Concrete Pump; Skid Steer Machine with all Attachments; Switchman or Brakeman; Throttle Valve Person; Tractair & Road Widening Trencher; Tractor (50 H.P. or Over); Truck Crane Oiler; Tugger; Welding Machine; Well Points; & Whirley Oiler

GROUP 3 - All Off Road Material Handling Equipment, including Articulating Dump Trucks; Greaser on Grease Facilities servicing Heavy Equipment

GROUP 4 - Bituminous Distributor; Burlap & Curing Machine; Cement Gun; Concrete Saw; Conveyor; Deckhand Oiler; Grout Pump; Hydraulic Post Driver; Hydro Seeder; Mud Jack; Oiler; Paving Joint Machine; Power Form Handling Equipment; Pump; Roller (Earth); Steerman; Tamping Machine; Tractor (Under 50 H.P.); & Vibrator

CRANES - with booms 150 ft. & Over (Including JIB), and where the length of the boom in combination with the length of the piling leads equals or exceeds 150 ft. - \$1.00 over Group 1 rate

EMPLOYEES ASSIGNED TO WORK BELOW GROUND LEVEL ARE TO BE PAID 10% ABOVE BASIC WAGE RATE. THIS DOES NOT APPLY TO OPEN CUT WORK.

IRON0044-009 06/01/2021

BRACKEN, GALLATIN, GRANT, HARRISON, ROBERTSON,
BOURBON (Northern third, including Townships of Jackson, Millersburg, Ruddel Mills & Shawhan);
CARROLL (Eastern third, including the Township of Ghent);
FLEMING (Western part, excluding Townships of Beechburg, Colfax, Elizaville, Flemingsburg, Flemingsburg Junction, Foxport, Grange City, Hillsboro, Hilltop, Mount Carmel, Muses Mills, Nepton, Pecksridge, Plummers Landing, Plummers Mill, Poplar

Plains, Ringos Mills, Tilton & Wallingford);
 MASON (Western two-thirds, including Townships of Dover,
 Lewisburg, Mays Lick, Maysville, Minerva, Moranburg,
 Murphysville, Ripley, Sardis, Shannon, South Ripley &
 Washington);
 NICHOLAS (Townships of Barefoot, Barterville, Carlisle,
 Ellisville, Headquarters, Henryville, Morningglory, Myers &
 Oakland Mills);
 OWEN (Townships of Beechwood, Bromley, Fairbanks, Holbrook,
 Jonesville, Long Ridge, Lusby's Mill, New, New Columbus, New
 Liberty, Owenton, Poplar Grove, Rockdale, Sanders, Teresita &
 Wheatley);
 SCOTT (Northern two-thirds, including Townships of Biddle,
 Davis, Delaplain, Elmville, Longlick, Muddy Ford, Oxford,
 Rogers Gap, Sadieville, Skinnersburg & Stonewall)

Rates Fringes

IRONWORKER

Fence Erector.....	\$ 29.75	21.60
Structural.....	\$ 31.32	21.60

 IRON0070-006 06/01/2021

ANDERSON, BOYLE, BRECKINRIDGE, BULLITT, FAYETTE, FRANKLIN,
 GRAYSON, HARDIN, HENRY, JEFFERSON, JESSAMINE, LARUE, MADISON,
 MARION, MEADE, MERCER, NELSON, OLDHAM, SHELBY, SPENCER,
 TRIMBLE, WASHINGTON & WOODFORD
 BOURBON (Southern two-thirds, including Townships of Austerlity,
 Centerville, Clintonville, Elizabeth, Hutchison, Littlerock,
 North Middletown & Paris);
 CARROLL (Western two-thirds, including Townships of Carrollton,
 Easterday, English, Locust, Louis, Prestonville & Worthville);
 CLARK (Western two-thirds, including Townships of Becknerville,
 Flanagan, Ford, Pine Grove, Winchester & Wyandotte);
 OWEN (Eastern eighth, including Townships of Glenmary, Gratz,
 Monterey, Perry Park & Tacketts Mill);
 SCOTT (Southern third, including Townships of Georgetown, Great
 Crossing, Newtown, Stampling Ground & Woodlake);

Rates Fringes

IRONWORKER.....	\$ 31.09	23.75
-----------------	----------	-------

 IRON0769-007 06/01/2021

BATH, BOYD, CARTER, ELLIOTT, GREENUP, LEWIS, MONTGOMERY & ROWAN
 CLARK (Eastern third, including townships of Bloomingdale,
 Hunt, Indian Fields, Kiddville, Loglick, Rightangele & Thomson);
 FLEMING (Townships of Beechburg, Colfax, Elizaville,
 Flemingsburg, Flemingsburg Junction, Foxport, Grange City,
 Hillsboro, Hilltop, Mount Carmel, Muses Mills, Nepton,
 Pecksrige, Plummers Landing, Plummers Mill, Poplar Plains,
 Ringos Mills, Tilton & Wallingford);
 MASON (Eastern third, including Townships of Helena, Marshall,
 Orangeburg, Plumville & Springdale);
 NICHOLAS (Eastern eighth, including the Township of Moorefield
 Sprout)

Rates Fringes

IRONWORKER

ZONE 1.....	\$ 33.00	27.29
ZONE 2.....	\$ 33.40	27.29
ZONE 3.....	\$ 35.00	27.29

ZONE 1 - (no base rate increase) Up to 10 mile radius of Union Hall, 1643 Greenup Ave, Ashland, KY.

ZONE 2 - (add \$0.40 per hour to base rate) 10 to 50 mile radius of Union Hall, 1643 Greenup Ave, Ashland, KY.

ZONE 3 - (add \$2.00 per hour to base rate) 50 mile radius & over of Union Hall, 1643 Greenup Ave, Ashland, KY.

 LAB00189-003 07/01/2021

BATH, BOURBON, BOYD, BOYLE, BRACKEN, CARTER, CLARK, ELLIOTT, FAYETTE, FLEMING, FRANKLIN, GALLATIN, GRANT, GREENUP, HARRISON, JESSAMINE, LEWIS, MADISON, MASON, MERCER, MONTGOMERY, NICHOLAS, OWEN, ROBERTSON, ROWAN, SCOTT, & WOOLFORD COUNTIES

	Rates	Fringes
--	-------	---------

Laborers:

GROUP 1.....	\$ 23.51	16.22
GROUP 2.....	\$ 23.76	16.22
GROUP 3.....	\$ 23.81	16.22
GROUP 4.....	\$ 24.41	16.22

LABORERS CLASSIFICATIONS

GROUP 1 - Aging & Curing of Concrete; Asbestos Abatement Worker; Asphalt Plant; Asphalt; Batch Truck Dump; Carpenter Tender; Cement Mason Tender; Cleaning of Machines; Concrete; Demolition; Dredging; Environmental - Nuclear, Radiation, Toxic & Hazardous Waste - Level D; Flagperson; Grade Checker; Hand Digging & Hand Back Filling; Highway Marker Placer; Landscaping, Mesh Handler & Placer; Puddler; Railroad; Rip-rap & Grouter; Right-of-Way; Sign, Guard Rail & Fence Installer; Signal Person; Sound Barrier Installer; Storm & Sanitary Sewer; Swamper; Truck Spotter & Dumper; Wrecking of Concrete Forms; General Cleanup

GROUP 2 - Batter Board Man (Sanitary & Storm Sewer); Brickmason Tender; Mortar Mixer Operator; Scaffold Builder; Burner & Welder; Bushhammer; Chain Saw Operator; Concrete Saw Operator; Deckhand Scow Man; Dry Cement Handler; Environmental - Nuclear, Radiation, Toxic & Hazardous Waste - Level C; Forklift Operator for Masonary; Form Setter; Green Concrete Cutting; Hand Operated Grouter & Grinder Machine Operator; Jackhammer; Pavement Breaker; Paving Joint Machine; Pipelayer; Plastic Pipe Fusion; Power Driven Georgia Buggy & Wheel Barrow; Power Post Hole Digger; Precast Manhole Setter; Walk-Behind Tamper; Walk-Behind Trencher; Sand Blaster; Concrete Chipper; Surface Grinder; Vibrator Operator; Wagon Driller

GROUP 3 - Asphalt Luteman & Raker; Gunnite Nozzleman; Gunnite Operator & Mixer; Grout Pump Operator; Side Rail Setter; Rail Paved Ditches; Screw Operator; Tunnel (Free Air); Water Blaster

GROUP 4 - Caisson Worker (Free Air); Cement Finisher; Environmental - Nuclear, Radiation, Toxic & Hazardous Waste

- Levels A & B; Miner & Driller (Free Air); Tunnel Blaster;
& Tunnel Mucker (Free Air); Directional & Horizontal
Boring; Air Track Drillers (All Types); Powdermen &
Blasters; Troxler & Concrete Tester if Laborer is Utilized

LAB00189-008 07/01/2021

ANDERSON, BULLITT, CARROLL, HARDIN, HENRY, JEFFERSON, LARUE,
MARION, MEADE, NELSON, OLDHAM, SHELBY, SPENCER, TRIMBLE &
WASHINGTON COUNTIES

	Rates	Fringes
Laborers:		
GROUP 1.....	\$ 23.51	16.22
GROUP 2.....	\$ 23.76	16.22
GROUP 3.....	\$ 23.81	16.22
GROUP 4.....	\$ 24.41	16.22

LABORERS CLASSIFICATIONS

GROUP 1 - Aging & Curing of Concrete; Asbestos Abatement
Worker; Asphalt Plant; Asphalt; Batch Truck Dump; Carpenter
Tender; Cement Mason Tender; Cleaning of Machines;
Concrete; Demolition; Dredging; Environmental - Nuclear,
Radiation, Toxic & Hazardous Waste - Level D; Flagperson;
Grade Checker; Hand Digging & Hand Back Filling; Highway
Marker Placer; Landscaping, Mesh Handler & Placer; Puddler;
Railroad; Rip-rap & Grouter; Right-of-Way; Sign, Guard Rail
& Fence Installer; Signal Person; Sound Barrier Installer;
Storm & Sanitary Sewer; Swamper; Truck Spotter & Dumper;
Wrecking of Concrete Forms; General Cleanup

GROUP 2 - Batter Board Man (Sanitary & Storm Sewer);
Brickmason Tender; Mortar Mixer Operator; Scaffold Builder;
Burner & Welder; Bushhammer; Chain Saw Operator; Concrete
Saw Operator; Deckhand Scow Man; Dry Cement Handler;
Environmental - Nuclear, Radiation, Toxic & Hazardous Waste
- Level C; Forklift Operator for Masonary; Form Setter;
Green Concrete Cutting; Hand Operated Grouter & Grinder
Machine Operator; Jackhammer; Pavement Breaker; Paving
Joint Machine; Pipelayer; Plastic Pipe Fusion; Power Driven
Georgia Buggy & Wheel Barrow; Power Post Hole Digger;
Precast Manhole Setter; Walk-Behind Tamper; Walk-Behind
Trencher; Sand Blaster; Concrete Chipper; Surface Grinder;
Vibrator Operator; Wagon Driller

GROUP 3 - Asphalt Luteman & Raker; Gunnite Nozzleman;
Gunnite Operator & Mixer; Grout Pump Operator; Side Rail
Setter; Rail Paved Ditches; Screw Operator; Tunnel (Free
Air); Water Blaster

GROUP 4 - Caisson Worker (Free Air); Cement Finisher;
Environmental - Nuclear, Radiation, Toxic & Hazardous Waste
- Levels A & B; Miner & Driller (Free Air); Tunnel Blaster;
& Tunnel Mucker (Free Air); Directional & Horizontal
Boring; Air Track Drillers (All Types); Powdermen &
Blasters; Troxler & Concrete Tester if Laborer is Utilized

LAB00189-009 07/01/2021

BRECKINRIDGE & GRAYSON COUNTIES

	Rates	Fringes
Laborers:		
GROUP 1.....	\$ 23.51	16.22
GROUP 2.....	\$ 23.76	16.22
GROUP 3.....	\$ 23.81	16.22
GROUP 4.....	\$ 24.41	16.22

LABORERS CLASSIFICATIONS

GROUP 1 - Aging & Curing of Concrete; Asbestos Abatement Worker; Asphalt Plant; Asphalt; Batch Truck Dump; Carpenter Tender; Cement Mason Tender; Cleaning of Machines; Concrete; Demolition; Dredging; Environmental - Nuclear, Radiation, Toxic & Hazardous Waste - Level D; Flagperson; Grade Checker; Hand Digging & Hand Back Filling; Highway Marker Placer; Landscaping, Mesh Handler & Placer; Puddler; Railroad; Rip-rap & Grouter; Right-of-Way; Sign, Guard Rail & Fence Installer; Signal Person; Sound Barrier Installer; Storm & Sanitary Sewer; Swamper; Truck Spotter & Dumper; Wrecking of Concrete Forms; General Cleanup

GROUP 2 - Batter Board Man (Sanitary & Storm Sewer); Brickmason Tender; Mortar Mixer Operator; Scaffold Builder; Burner & Welder; Bushhammer; Chain Saw Operator; Concrete Saw Operator; Deckhand Scow Man; Dry Cement Handler; Environmental - Nuclear, Radiation, Toxic & Hazardous Waste - Level C; Forklift Operator for Masonary; Form Setter; Green Concrete Cutting; Hand Operated Grouter & Grinder Machine Operator; Jackhammer; Pavement Breaker; Paving Joint Machine; Pipelayer; Plastic Pipe Fusion; Power Driven Georgia Buggy & Wheel Barrow; Power Post Hole Digger; Precast Manhole Setter; Walk-Behind Tamper; Walk-Behind Trencher; Sand Blaster; Concrete Chipper; Surface Grinder; Vibrator Operator; Wagon Driller

GROUP 3 - Asphalt Luteman & Raker; Gunnite Nozzleman; Gunnite Operator & Mixer; Grout Pump Operator; Side Rail Setter; Rail Paved Ditches; Screw Operator; Tunnel (Free Air); Water Blaster

GROUP 4 - Caisson Worker (Free Air); Cement Finisher; Environmental - Nuclear, Radiation, Toxic & Hazardous Waste - Levels A & B; Miner & Driller (Free Air); Tunnel Blaster; & Tunnel Mucker (Free Air); Directional & Horizontal Boring; Air Track Drillers (All Types); Powdermen & Blasters; Troxler & Concrete Tester if Laborer is Utilized

 PAIN0012-005 06/11/2005

BATH, BOURBON, BOYLE, CLARK, FAYETTE, FLEMING, FRANKLIN,
 HARRISON, JESSAMINE, MADISON, MERCER, MONTGOMERY, NICHOLAS,
 ROBERTSON, SCOTT & WOODFORD COUNTIES:

	Rates	Fringes
PAINTER		
Bridge/Equipment Tender and/or Containment Builder..	\$ 18.90	5.90
Brush & Roller.....	\$ 21.30	5.90
Elevated Tanks; Steeplejack Work; Bridge &		

Lead Abatement.....	\$ 22.30	5.90
Sandblasting & Waterblasting.....	\$ 22.05	5.90
Spray.....	\$ 21.80	5.90

 PAIN0012-017 05/01/2015

BRACKEN, GALLATIN, GRANT, MASON & OWEN COUNTIES:

	Rates	Fringes
PAINTER (Heavy & Highway Bridges - Guardrails - Lightpoles - Striping) Bridge Equipment Tender and Containment Builder.....	\$ 20.73	9.06
Brush & Roller.....	\$ 23.39	9.06
Elevated Tanks; Steeplejack Work; Bridge & Lead Abatement.....	\$ 24.39	9.06
Sandblasting & Water Blasting.....	\$ 24.14	9.06
Spray.....	\$ 23.89	9.06

 PAIN0118-004 06/01/2018

ANDERSON, BRECKINRIDGE, BULLITT, CARROLL, GRAYSON, HARDIN,
 HENRY, JEFFERSON, LARUE, MARION, MEADE, NELSON, OLDHAM, SHELBY,
 SPENCER, TRIMBLE & WASHINGTON COUNTIES:

	Rates	Fringes
PAINTER Brush & Roller.....	\$ 22.00	12.52
Spray, Sandblast, Power Tools, Waterblast & Steam Cleaning.....	\$ 23.00	12.52

 PAIN1072-003 12/01/2021

BOYD, CARTER, ELLIOTT, GREENUP, LEWIS and ROWAN COUNTIES

	Rates	Fringes
Painters: Bridges; Locks; Dams; Tension Towers & Energized Substations.....	\$ 35.06	21.15
Power Generating Facilities.....	\$ 31.82	21.15

 PLUM0248-003 06/01/2021

BOYD, CARTER, ELLIOTT, GREENUP, LEWIS & ROWAN COUNTIES:

	Rates	Fringes
Plumber and Steamfitter.....	\$ 38.00	21.60

 PLUM0392-007 06/01/2018

BRACKEN, CARROLL (Eastern Half), GALLATIN, GRANT, MASON, OWEN &
 ROBERTSON COUNTIES:

	Rates	Fringes
Plumbers and Pipefitters.....	\$ 32.01	19.67

PLUM0502-003 08/01/2021		

BRECKINRIDGE, BULLITT, CARROLL (Western Half), FRANKLIN
 (Western three-fourths), GRAYSON, HARDIN, HENRY, JEFFERSON,
 LARUE, MARION, MEADE, NELSON, OLDHAM, SHELBY, SPENCER, TRIMBLE &
 WASHINGTON COUNTIES

	Rates	Fringes
PLUMBER.....	\$ 38.07	20.78

SUKY2010-160 10/08/2001		

	Rates	Fringes
Truck drivers:		
GROUP 1.....	\$ 16.57	7.34
GROUP 2.....	\$ 16.68	7.34
GROUP 3.....	\$ 16.86	7.34
GROUP 4.....	\$ 16.96	7.34

TRUCK DRIVER CLASSIFICATIONS

GROUP 1 - Mobile Batch Truck Tender

GROUP 2 - Greaser; Tire Changer; & Mechanic Tender

GROUP 3 - Single Axle Dump; Flatbed; Semi-trailer or Pole
 Trailer when used to pull building materials and equipment;
 Tandem Axle Dump; Distributor; Mixer; & Truck Mechanic

GROUP 4 - Euclid & Other Heavy Earthmoving Equipment &
 Lowboy; Articulator Cat; 5-Axle Vehicle; Winch & A-Frame
 when used in transporting materials; Ross Carrier; Forklift
 when used to transport building materials; & Pavement
 Breaker

 WELDERS - Receive rate prescribed for craft performing
 operation to which welding is incidental.

=====
 Note: Executive Order (EO) 13706, Establishing Paid Sick Leave
 for Federal Contractors applies to all contracts subject to the
 Davis-Bacon Act for which the contract is awarded (and any
 solicitation was issued) on or after January 1, 2017. If this
 contract is covered by the EO, the contractor must provide
 employees with 1 hour of paid sick leave for every 30 hours
 they work, up to 56 hours of paid sick leave each year.
 Employees must be permitted to use paid sick leave for their
 own illness, injury or other health-related needs, including
 preventive care; to assist a family member (or person who is
 like family to the employee) who is ill, injured, or has other
 health-related needs, including preventive care; or for reasons
 resulting from, or to assist a family member (or person who is
 like family to the employee) who is a victim of, domestic
 violence, sexual assault, or stalking. Additional information
 on contractor requirements and worker protections under the EO

is available at
<https://www.dol.gov/agencies/whd/government-contracts>.

Unlisted classifications needed for work not included within the scope of the classifications listed may be added after award only as provided in the labor standards contract clauses (29CFR 5.5 (a) (1) (ii)).

The body of each wage determination lists the classification and wage rates that have been found to be prevailing for the cited type(s) of construction in the area covered by the wage determination. The classifications are listed in alphabetical order of ""identifiers"" that indicate whether the particular rate is a union rate (current union negotiated rate for local), a survey rate (weighted average rate) or a union average rate (weighted union average rate).

Union Rate Identifiers

A four letter classification abbreviation identifier enclosed in dotted lines beginning with characters other than ""SU"" or ""UAVG"" denotes that the union classification and rate were prevailing for that classification in the survey. Example: PLUM0198-005 07/01/2014. PLUM is an abbreviation identifier of the union which prevailed in the survey for this classification, which in this example would be Plumbers. 0198 indicates the local union number or district council number where applicable, i.e., Plumbers Local 0198. The next number, 005 in the example, is an internal number used in processing the wage determination. 07/01/2014 is the effective date of the most current negotiated rate, which in this example is July 1, 2014.

Union prevailing wage rates are updated to reflect all rate changes in the collective bargaining agreement (CBA) governing this classification and rate.

Survey Rate Identifiers

Classifications listed under the ""SU"" identifier indicate that no one rate prevailed for this classification in the survey and the published rate is derived by computing a weighted average rate based on all the rates reported in the survey for that classification. As this weighted average rate includes all rates reported in the survey, it may include both union and non-union rates. Example: SULA2012-007 5/13/2014. SU indicates the rates are survey rates based on a weighted average calculation of rates and are not majority rates. LA indicates the State of Louisiana. 2012 is the year of survey on which these classifications and rates are based. The next number, 007 in the example, is an internal number used in producing the wage determination. 5/13/2014 indicates the survey completion date for the classifications and rates under that identifier.

Survey wage rates are not updated and remain in effect until a new survey is conducted.

Union Average Rate Identifiers

Classification(s) listed under the UAVG identifier indicate that no single majority rate prevailed for those

classifications; however, 100% of the data reported for the classifications was union data. EXAMPLE: UAVG-OH-0010 08/29/2014. UAVG indicates that the rate is a weighted union average rate. OH indicates the state. The next number, 0010 in the example, is an internal number used in producing the wage determination. 08/29/2014 indicates the survey completion date for the classifications and rates under that identifier.

A UAVG rate will be updated once a year, usually in January of each year, to reflect a weighted average of the current negotiated/CBA rate of the union locals from which the rate is based.

WAGE DETERMINATION APPEALS PROCESS

1.) Has there been an initial decision in the matter? This can be:

- * an existing published wage determination
- * a survey underlying a wage determination
- * a Wage and Hour Division letter setting forth a position on a wage determination matter
- * a conformance (additional classification and rate) ruling

On survey related matters, initial contact, including requests for summaries of surveys, should be with the Wage and Hour National Office because National Office has responsibility for the Davis-Bacon survey program. If the response from this initial contact is not satisfactory, then the process described in 2.) and 3.) should be followed.

With regard to any other matter not yet ripe for the formal process described here, initial contact should be with the Branch of Construction Wage Determinations. Write to:

Branch of Construction Wage Determinations
Wage and Hour Division
U.S. Department of Labor
200 Constitution Avenue, N.W.
Washington, DC 20210

2.) If the answer to the question in 1.) is yes, then an interested party (those affected by the action) can request review and reconsideration from the Wage and Hour Administrator (See 29 CFR Part 1.8 and 29 CFR Part 7). Write to:

Wage and Hour Administrator
U.S. Department of Labor
200 Constitution Avenue, N.W.
Washington, DC 20210

The request should be accompanied by a full statement of the interested party's position and by any information (wage payment data, project description, area practice material, etc.) that the requestor considers relevant to the issue.

3.) If the decision of the Administrator is not favorable, an interested party may appeal directly to the Administrative Review Board (formerly the Wage Appeals Board). Write to:

Administrative Review Board

U.S. Department of Labor
200 Constitution Avenue, N.W.
Washington, DC 20210

4.) All decisions by the Administrative Review Board are final.

=====

END OF GENERAL DECISIO"

Fringe benefit amounts are applicable for all hours worked except when otherwise noted.

No laborer, workman or mechanic shall be paid at a rate less than that of a Journeyman except those classified as bona fide apprentices.

Apprentices or trainees shall be permitted to work as such subject to Administrative Regulations adopted by the Commissioner of Workplace Standards. Copies of these regulations will be furnished upon request from any interested person.

Before using apprentices on the job the contractor shall present to the Contracting Officer written evidence of registration of such employees in a program of a State apprenticeship and training agency approved and recognized by the U. S. Bureau of Apprenticeship and Training. In the absence of such a State agency, the contractor shall submit evidence of approval and registration by the U. S. Bureau of Apprenticeship and Training.

The contractor shall submit to the Contracting Officer, written evidence of the established apprenticeship-journeyman ratios and wage rates in the project area, which will be the basis for establishing such ratios and rates for the project under the applicable contract provisions.

TO: EMPLOYERS/EMPLOYEES

PREVAILING WAGE SCHEDULE:

The wages indicated on this wage schedule are the least permitted to be paid for the occupations indicated. When an employee works in more than one classification, the employer must record the number of hours worked in each classification at the prescribed hourly base rate.

OVERTIME:

Overtime is to be paid to an employee at a rate not less than one and one-half times the basic rate of pay for all hours worked in excess of forty (40) hours in such workweek. Wage violations or questions should be directed to the designated Engineer or the undersigned.

Director
Division of Construction Procurement
Frankfort, Kentucky 40622
502-564-3500

**NOTICE OF REQUIREMENT FOR AFFIRMATIVE ACTION
TO ENSURE EQUAL EMPLOYMENT OPPORTUNITY
(Executive Order 11246)**

1. The Offeror's or Bidder's attention is called to the "Equal Opportunity Clause" and the "Standard Federal Equal Employment Specifications" set forth herein.
2. The goals and timetables for minority and female participation, expressed in percentage terms for the Contractor's aggregate work force in each trade on all construction work in the covered area, are as follows:

GOALS FOR MINORITY PARTICIPATION IN EACH TRADE	GOALS FOR FEMALE PARTICIPATION IN EACH TRADE
9.2%	6.9%

These goals are applicable to all the Contractor's construction work (whether or not it is Federal or federally-assisted) performed in the covered area. If the contractor performs construction work in a geographical area located outside of the covered area, it shall apply the goals established for such geographical area where the work is actually performed. With regard to this second area, the contractor also is subject to the goals for both its federally involved and non-federally involved construction.

The Contractor's compliance with the Executive Order and the regulations in CFR Part 60-4 shall be based on its implementation of the Equal Opportunity Clause, specific affirmative action obligations required by the specifications set forth in 41 CFR 60-4, 3(a), and its efforts to meet the goals. The hours of minority and female employment and training must be substantially uniform throughout the length of the contract, and in each trade, and the contractor shall make a good faith effort to employ minorities and women evenly on each of its projects. The transfer of minority or female employees or trainees from Contractor to Contractor or from project to project for the sole purpose of meeting the Contractor's goals shall be a violation of the contract, the Executive Order and the regulations in 41 CFR Part 60-4. Compliance with the goals will be measured against the total work hours performed.

3. The Contractor shall provide written notification to the Director of the Office of Federal Contract Compliance Programs within ten (10) working days of award of any construction subcontract in excess of \$10,000.00 at any tier for construction work under the contract resulting from this solicitation. The notification shall list the name, address and telephone number of the subcontractor; employer identification number of the subcontractor; estimated dollar amount of the subcontract; estimated starting and completion dates of the subcontract; and the geographical area in which the subcontract is to be performed. The notification shall be mailed to:

**Evelyn Teague, Regional Director
Office of Federal Contract Compliance Programs
61 Forsyth Street, SW, Suite 7B75
Atlanta, Georgia 30303-8609**

4. As used in this Notice, and in the contract resulting from this solicitation, the "**covered area**" is Mason County.

PART IV
INSURANCE

Refer to
Kentucky Standard Specifications for Road and Bridge Construction,
current edition

PART V
BID ITEMS

PROPOSAL BID ITEMS

221026

Page 1 of 2

Report Date 4/27/22

Section: 0001 - PAVING

LINE	BID CODE	ALT	DESCRIPTION	QUANTITY	UNIT	UNIT PRIC	FP	AMOUNT
0010	00003		CRUSHED STONE BASE	671.00	TON		\$	
0020	00020		TRAFFIC BOUND BASE	100.00	TON		\$	
0030	00100		ASPHALT SEAL AGGREGATE	17.00	TON		\$	
0040	00103		ASPHALT SEAL COAT	2.00	TON		\$	
0050	00190		LEVELING & WEDGING PG64-22	725.00	TON		\$	
0060	00221		CL2 ASPH BASE 0.75D PG64-22	363.00	TON		\$	
0070	00301		CL2 ASPH SURF 0.38D PG64-22	271.00	TON		\$	
0080	20071EC		JOINT ADHESIVE	1,260.00	LF		\$	
0090	24970EC		ASPHALT MATERIAL FOR TACK NON-TRACKING	2.00	TON		\$	

Section: 0002 - ROADWAY

LINE	BID CODE	ALT	DESCRIPTION	QUANTITY	UNIT	UNIT PRIC	FP	AMOUNT
0100	00441		ENTRANCE PIPE-18 IN	71.00	LF		\$	
0110	00464		CULVERT PIPE-24 IN	89.00	LF		\$	
0120	01208		PIPE CULVERT HEADWALL-24 IN	2.00	EACH		\$	
0130	01987		DELINEATOR FOR GUARDRAIL BI DIRECTIONAL WHITE	38.00	EACH		\$	
0140	02014		BARRICADE-TYPE III	6.00	EACH		\$	
0150	02091		REMOVE PAVEMENT	135.00	SQYD		\$	
0160	02159		TEMP DITCH	606.00	LF		\$	
0170	02160		CLEAN TEMP DITCH	303.00	LF		\$	
0180	02191		STRUCTURE DEMOLITION	1.00	EACH		\$	
0190	02230		EMBANKMENT IN PLACE	4,146.00	CUYD		\$	
0200	02242		WATER	50.00	MGAL		\$	
0210	02360		GUARDRAIL TERMINAL SECTION NO 1	5.00	EACH		\$	
0220	02367		GUARDRAIL END TREATMENT TYPE 1	1.00	EACH		\$	
0230	02381		REMOVE GUARDRAIL	1,102.00	LF		\$	
0240	02391		GUARDRAIL END TREATMENT TYPE 4A	1.00	EACH		\$	
0250	02429		RIGHT-OF-WAY MONUMENT TYPE 1	6.00	EACH		\$	
0260	02432		WITNESS POST	6.00	EACH		\$	
0270	02484		CHANNEL LINING CLASS III	326.00	TON		\$	
0280	02545		CLEARING AND GRUBBING 2.0 ACRES	1.00	LS		\$	
0290	02562		TEMPORARY SIGNS	168.00	SQFT		\$	
0300	02585		EDGE KEY	15.00	LF		\$	
0310	02602		FABRIC-GEOTEXTILE CLASS 1	1,500.00	SQYD		\$	
0320	02607		FABRIC-GEOTEXTILE CLASS 2 FOR PIPE	150.00	SQYD	\$2.00	\$	\$300.00
0330	02650		MAINTAIN & CONTROL TRAFFIC	1.00	LS		\$	
0340	02671		PORTABLE CHANGEABLE MESSAGE SIGN	2.00	EACH		\$	
0350	02676		MOBILIZATION FOR MILL & TEXT	1.00	LS		\$	
0360	02677		ASPHALT PAVE MILLING & TEXTURING	241.00	TON		\$	
0370	02701		TEMP SILT FENCE	606.00	LF		\$	
0380	02703		SILT TRAP TYPE A	2.00	EACH		\$	
0390	02704		SILT TRAP TYPE B	2.00	EACH		\$	
0400	02705		SILT TRAP TYPE C	2.00	EACH		\$	

PROPOSAL BID ITEMS

221026

Page 2 of 2

Report Date 4/27/22

LINE	BID CODE	ALT	DESCRIPTION	QUANTITY	UNIT	UNIT PRIC	FP	AMOUNT
0410	02706		CLEAN SILT TRAP TYPE A	2.00	EACH		\$	
0420	02707		CLEAN SILT TRAP TYPE B	2.00	EACH		\$	
0430	02708		CLEAN SILT TRAP TYPE C	2.00	EACH		\$	
0440	02726		STAKING	1.00	LS		\$	
0450	02731		REMOVE STRUCTURE	1.00	LS		\$	
0460	05950		EROSION CONTROL BLANKET	2,314.00	SQYD		\$	
0470	05952		TEMP MULCH	3,385.00	SQYD		\$	
0480	05953		TEMP SEEDING AND PROTECTION	2,984.00	SQYD		\$	
0490	05963		INITIAL FERTILIZER	.10	TON		\$	
0500	05964		MAINTENANCE FERTILIZER	.20	TON		\$	
0510	05985		SEEDING AND PROTECTION	3,839.00	SQYD		\$	
0520	05992		AGRICULTURAL LIMESTONE	2.50	TON		\$	
0530	06510		PAVE STRIPING-TEMP PAINT-4 IN	5,000.00	LF		\$	
0540	06514		PAVE STRIPING-PERM PAINT-4 IN	4,656.00	LF		\$	
0550	06568		PAVE MARKING-THERMO STOP BAR-24IN	30.00	LF		\$	
0560	08019		CYCLOPEAN STONE RIP RAP	341.00	TON		\$	
0570	20191ED		OBJECT MARKER TY 3	1.00	EACH		\$	
0580	21802EN		G/R STEEL W BEAM-S FACE (7 FT POST)	1,501.00	LF		\$	
0590	23274EN11F		TURF REINFORCEMENT MAT 1	355.00	SQYD		\$	
0600	24540		R/W MONUMENT TYPE 3	2.00	EACH		\$	
0610	24805ED		OBJECT MARKER TYPE 4	1.00	EACH		\$	

Section: 0003 - WATERLINE

LINE	BID CODE	ALT	DESCRIPTION	QUANTITY	UNIT	UNIT PRIC	FP	AMOUNT
0620	14003		W CAP EXISTING MAIN	1.00	EACH		\$	
0630	14004		W DIRECTIONAL BORE	350.00	LF		\$	
0640	14022		W FLUSH HYDRANT ASSEMBLY	1.00	EACH		\$	
0650	14056		W PIPE PVC 02 INCH	215.00	LF		\$	
0660	14058		W PIPE PVC 04 INCH	520.00	LF		\$	
0670	14085		W SERV PE/PLST SHORT SIDE 3/4 IN	6.00	EACH		\$	
0680	14089		W TAPPING SLEEVE AND VALVE SIZE 1	1.00	EACH		\$	
0690	14091		W TIE-IN 02 INCH	2.00	EACH		\$	
0700	14093		W TIE-IN 04 INCH	2.00	EACH		\$	
0710	14102		W VALVE 02 INCH	1.00	EACH		\$	
0720	14104		W VALVE 04 INCH	2.00	EACH		\$	
0730	14130		W METER WITH PRV 3/4 INCH	6.00	EACH		\$	
0740	14144		W LINE MARKER	3.00	EACH		\$	

Section: 0004 - DEMOBILIZATION &/OR MOBILIZATION

LINE	BID CODE	ALT	DESCRIPTION	QUANTITY	UNIT	UNIT PRIC	FP	AMOUNT
0750	02569		DEMOBILIZATION	1.00	LS		\$	