



CALL NO. 103

CONTRACT ID. 091302

MORGAN COUNTY

FED/STATE PROJECT NUMBER BRZ 1003 (193)

DESCRIPTION WRIGLEY-LEISURE-BLAIRS MILLS ROAD (KY 711)

WORK TYPE BRIDGE WITH GRADE, DRAIN & SURFACE

PRIMARY COMPLETION DATE 90 WORKING DAYS

LETTING DATE: November 20, 2009

Sealed Bids will be received in the Division of Construction Procurement and/or the 1st floor of the Transportation Cabinet Office Building until 10:00 AM EASTERN STANDARD TIME November 20, 2009. Bids will be publicly opened and read at 10:00 AM EASTERN STANDARD TIME.

ROAD AND BRIDGE PLANS

DBE CERTIFICATION REQUIRED - 3.80%

REQUIRED BID PROPOSAL GUARANTY: Not less than 5% of the total bid.

(Check guaranty submitted: Cashier's Check Certified Check Bid Bond)

BID BONDS WHEN SUBMITTED WILL BE RETAINED WITH THE PROPOSAL

DBE General Plan Included

BID

PROPOSAL ISSUED TO: _____

SPECIMEN

Address

City

State

Zip

TABLE OF CONTENTS

PART I	SCOPE OF WORK
	<ul style="list-style-type: none">• PROJECT(S), COMPLETION DATE(S), & LIQUIDATED DAMAGES• CONTRACT NOTES• FEDERAL CONTRACT NOTES• EXPEDITE WORK ORDER• ASPHALT MIXTURE• DGA BASE• DGA BASE FOR SHOULDERS• INCIDENTAL SURFACING• OPTION B• SPECIAL NOTE(S) APPLICABLE TO PROJECT• WASTE AND BORROWED SITES• RIGHT OF WAY NOTES• UTILITY CLEARANCE• DEPT OF ARMY - NATIONWIDE PERMIT• WATER QUALITY CERTIFICATION• KPDES STORM WATER PERMIT, BMP AND NOI• COMMUNICATING ALL PROMISES
PART II	SPECIFICATIONS AND STANDARD DRAWINGS
	<ul style="list-style-type: none">• SPECIFICATIONS REFERENCE• SUPPLEMENTAL SPECIFICATIONS• [SP-69] EMBANKMENT AT BRIDGE END BENT STRUCTURES
PART III	EMPLOYMENT, WAGE AND RECORD REQUIREMENTS
	<ul style="list-style-type: none">• FEDERAL-AID CONSTRUCTION CONTRACTS - FHWA 1273• NONDISCRIMINATION OF EMPLOYEES• EXECUTIVE BRANCH CODE OF ETHICS• PROJECT WAGE RATES• NOTICE OF REQUIREMENT FOR AFFIRMATIVE ACTION TO ENSURE EEO
PART IV	INSURANCE
PART V	BID ITEMS

PART I
SCOPE OF WORK

CONTRACT ID - 091302

ADMINISTRATIVE DISTRICT - 10

PROJECT(S) IDENTIFICATION AND DESCRIPTION:

COUNTY - MORGAN

PCN - DE08807110902

BRZ 1003 (193)

WRIGLEY-LEISURE-BLAIRS MILLS ROAD (KY 711) REPLACE BRIDGE OVER DEVILS FORK, 2.9 MILES
NORTHWEST OF KY 7, A DISTANCE OF 0.17 MILES. BRIDGE WITH GRADE, DRAIN & SURFACE. SYP
NO. 10-01074.00.

GEOGRAPHIC COORDINATES LATITUDE 38^02'38" LONGITUDE 83^18'13"

COMPLETION DATE(S):

90 WORKING DAYS

APPLIES TO ENTIRE CONTRACT

CONTRACT NOTES

PROPOSAL ADDENDA

All addenda to this proposal must be applied when calculating bid and certified in the bid packet submitted to the Kentucky Department of Highways. Failure to use the correct and most recent addenda may result in the bid being rejected.

BID SUBMITTAL

Bidder must use the Department's Expedite Bidding Program available on the Internet web site of the Department of Highways, Division of Construction Procurement. (www.transportation.ky.gov/contract)

The Bidder must download the bid file located on the web site to prepare a bid packet for submission to the Department. The bidder must include the completed bid packet printed from the Program along with the disk created by said program.

JOINT VENTURE BIDDING

Joint Venture bidding is permissible. However, both companies MUST purchase a bidding proposal. Either proposal may be submitted but must contain the company names and signatures of both parties where required. A joint bid bond of 5% may be submitted for both companies or each company may submit a separate bond of 5%.

UNDERGROUND FACILITY DAMAGE PROTECTION

The contractor is advised that the Underground Facility Damage Protection Act of 1994, became law January 1, 1995. It is the contractor's responsibility to determine the impact of the act regarding this project, and take all steps necessary to be in compliance with the provision of the act.

01/01/2009

FEDERAL CONTRACT NOTES

The Kentucky Department of Highways, in accordance with the Regulations of the United States Department of Transportation 23 CFR 635.112 (h), hereby notifies all bidders that failure by a bidder to comply with all applicable sections of the current Kentucky Standard Specifications, including, but not limited to the following, may result in a bid not being considered responsive and thus not eligible to be considered for award:

102.02 Current Capacity Rating

102.08 Irregular Proposals

102.09 Proposal Guaranty

102.10 Delivery of Proposals

102.14 Disqualification of Bidders

CIVIL RIGHTS ACT OF 1964

The Kentucky Department of Highways, in accordance with the provisions of Title VI of the Civil Rights Act of 1964 (78 Stat. 252) and the Regulations of the Federal Department of Transportation (49 C.F.R., Part 21), issued pursuant to such Act, hereby notifies all bidders that it will affirmatively insure that the contract entered into pursuant to this advertisement will be awarded to the lowest responsible bidder without discrimination on the ground of race, color, or national origin.

NOTICE TO ALL BIDDERS

To report bid rigging activities call: 1-800-424-9071.

The U.S. Department of Transportation (DOT) operates the above toll-free "hotline" Monday through Friday, 8:00 a.m. to 5:00 p.m. eastern time. Anyone with knowledge of possible bid rigging, bidder collusion, or other fraudulent activities should use the "hotline" to report such activities.

The "hotline" is part of the DOT's continuing effort to identify and investigate highway construction contract fraud and abuse and is operated under the direction of the DOT Inspector General. All information will be treated confidentially and caller anonymity will be respected.

FHWA 1273

The requirements of Paragraph VI of FHWA 1273 does not apply to projects with a total cost of less than \$1,000,000.00.

SECOND TIER SUBCONTRACTS

Second Tier subcontracts on federally assisted projects shall be permitted. However, in the case of DBE's, second tier subcontracts will only be permitted where the other

subcontractor is also a DBE. All second tier subcontracts shall have the consent of both the Contractor and the Engineer.

DISADVANTAGED BUSINESS ENTERPRISE PROGRAM

It is the policy of the Kentucky Transportation Cabinet (“the Cabinet”) that Disadvantaged Business Enterprises (“DBE”) shall have the opportunity to participate in the performance of highway construction projects financed in whole or in part by Federal Funds in order to create a level playing field for all businesses who wish to contract with the Cabinet. To that end, the Cabinet will comply with the regulations found in 49 CFR Part 26, and the definitions and requirements contained therein shall be adopted as if set out verbatim herein.

The Cabinet, contractors, subcontractors, and sub-recipients shall not discriminate on the basis of race, color, national origin, or sex in the performance of work performed pursuant to Cabinet contracts. The contractor shall carry out applicable requirements of 49 CFR 26 in the award and administration of federally assisted highway construction projects. The contractor will include this provision in all its subcontracts and supply agreements pertaining to contracts with the Cabinet.

Failure by the contractor to carry out these requirements is a material breach of its contract with the Cabinet, which may result in the termination of the contract or such other remedy as the Cabinet deems necessary.

DBE GOAL

The Disadvantaged Business Enterprise (DBE) goal established for this contract, as listed on the front page of the proposal, is the percentage of the total value of the contract.

The contractor shall exercise all necessary and reasonable steps to ensure that Disadvantaged Business Enterprises participate in a least the percent of the contract as set forth above as goals for this contract.

OBLIGATION OF CONTRACTORS

Each contractor prequalified to perform work on Cabinet projects shall designate and make known to the Cabinet a liaison officer who is assigned the responsibility of effectively administering and promoting an active program for utilization of DBEs.

If a formal goal has not been designated for the contract, all contractors are encouraged to consider DBEs for subcontract work as well as for the supply of material and services needed to perform this work.

Contractors are encouraged to use the services of banks owned and controlled by minorities and women.

CERTIFICATION OF CONTRACT GOAL

Contractors shall include the following certification in bids for projects for which a DBE goal has been established. **BIDS SUBMITTED WHICH DO NOT INCLUDE CERTIFICATION OF DBE PARTICIPATION WILL NOT BE READ PUBLICLY.** These bids will not be considered for award by the Cabinet and they will be returned to the bidder.

“The bidder certifies that it has secured participation by Disadvantaged Business Enterprises (“DBE”) in the amount of ____ percent of the total value of this contract and that the DBE participation is in compliance with the requirements of 49 CFR 26 and the policies of the Kentucky Transportation Cabinet pertaining to the DBE Program.”

The certification statement is located in the printed bid packet. All contractors must certify their DBE participation on that page. DBEs utilized in achieving the DBE goal must be certified and prequalified for the work items at the time the bid is submitted.

DBE PARTICIPATION PLAN

All bidders are encouraged to submit their General DBE Participation Plan with their bid on the official form. Lowest responsive bidders whose bid packages include DBE Participation Plans may be awarded the contract at the next Awards Committee meeting provided that the DBE goal is met. The DBE Participation Plan shall include the following:

1. Name and address of DBE Subcontractor(s) and/or supplier(s) intended to be used in the proposed project;
2. Description of the work each is to perform including the work item , unit, quantity, unit price and total amount of the work to be performed by the individual DBE;
3. The dollar value of each proposed DBE subcontract and the percentage of total project contract value this represents. DBE participation may be counted as follows:
 - a) If DBE suppliers and manufactures assume actual and contractual responsibility, the dollar value of materials to be furnished will be counted toward the goal as follows:
 - The entire expenditure paid to a DBE manufacturer;
 - 60 percent of expenditures to DBE suppliers that are not manufacturers provided the supplier is a regular dealer in the product involved. A regular dealer must be engaged in, as its principal business and in its own name, the sale of products to the public, maintain an inventory and own and operate distribution equipment; and
 - the amount of fees or commissions charged by the DBE firms for a bona fide service, such as professional, technical, consultant, or managerial services and assistance in the procurement of essential personnel,

- facilities, equipment, materials, supplies, delivery of materials and supplies or for furnishing bonds, or insurance, providing such fees or commissions are determined to be reasonable and customary.
- b) The dollar value of services provided by DBEs such as quality control testing, equipment repair and maintenance, engineering, staking, etc.;
 - c) The dollar value of joint ventures. DBE credit for joint ventures will be limited to the dollar amount of the work actually performed by the DBE in the joint venture;
4. Written and signed documentation of the bidder's commitment to use a DBE contractor whose participation is being utilized to meet the DBE goal; and
 5. Written and signed confirmation from the DBE that it is participating in the contract as provided in the prime contractor's commitment.

The apparent low bidder who does not submit a General DBE Participation Plan with the bid shall submit it within 10 calendar days after receipt of notification that they are the apparent low bidder. The project will not be considered for award prior to submission and approval of the apparent low bidder's DBE Participation Plan.

Detailed DBE Participation Plan forms will be included in the Contractor Package presented to successful bidders following the awarding of the project. The Detailed DBE Participation Plan must be completed and returned to Contract Procurement in accordance with Cabinet policy. A copy of the blank estimate will be included with the Detailed DBE Participation Plan to list sequence items by PCN (Project Control Number).

Changes to DBE Participation Plans must be approved by the Cabinet. The Cabinet may consider extenuating circumstances including, but not limited to, changes in the nature or scope of the project, the inability or unwillingness of a DBE to perform the work in accordance with the bid, and/or other circumstances beyond the control of the prime contractor.

CONSIDERATION OF GOOD FAITH EFFORTS REQUESTS

If the DBE participation submitted in the bid by the apparent lowest responsive bidder does not meet or exceed the DBE contract goal, the apparent lowest responsive bidder must submit a Good Faith Effort Package to satisfy the Cabinet that sufficient good faith efforts were made to meet the contract goals prior to submission of the bid. Efforts to increase the goal after bid submission will not be considered in justifying the good faith effort, unless the contractor can show that the proposed DBE was solicited prior to the letting date. DBEs utilized in achieving the DBE goal must be certified and prequalified for the work items at the time the bid is submitted. One complete set and nine (9) copies of this information must be received in the office of the Division of Contract Procurement no later than 12:00 noon of the tenth calendar day after receipt of notification that they are the apparent low bidder.

Where the information submitted includes repetitious solicitation letters it will be acceptable to submit a sample representative letter along with a distribution list of the firms solicited. Documentation of DBE quotations shall be a part of the good faith effort submittal as necessary to demonstrate compliance with the factors listed below which the Cabinet considers in judging good faith efforts. This documentation may include written subcontractors' quotations, telephone log notations of verbal quotations, or other types of quotation documentation.

The Good Faith Effort Package shall include, but may not be limited to information showing evidence of the following:

1. Whether the bidder attended any pre-bid meetings that were scheduled by the Cabinet to inform DBEs of subcontracting opportunities;
2. Whether the bidder provided solicitations through all reasonable and available means;
3. Whether the bidder provided written notice to all DBEs listed in the DBE directory at the time of the letting who are prequalified in the areas of work that the bidder will be subcontracting;
4. Whether the bidder followed up initial solicitations of interest by contacting DBEs to determine with certainty whether they were interested. If a reasonable amount of DBEs within the targeted districts do not provide an intent to quote or no DBEs are prequalified in the subcontracted areas, the bidder must notify the DBE Liaison in the Office of Minority Affairs to give notification of the bidder's inability to get DBE quotes;
5. Whether the bidder selected portions of the work to be performed by DBEs in order to increase the likelihood of meeting the contract goals. This includes, where appropriate, breaking out contract work items into economically feasible units to facilitate DBE participation, even when the prime contractor might otherwise perform these work items with its own forces;
6. Whether the bidder provided interested DBEs with adequate and timely information about the plans, specifications, and requirements of the contract;
7. Whether the bidder negotiated in good faith with interested DBEs not rejecting them as unqualified without sound reasons based on a thorough investigation of their capabilities. Any rejection should be so noted in writing with a description as to why an agreement could not be reached;
8. Whether quotations were received from interested DBE firms but were rejected as unacceptable without sound reasons why the quotations were considered unacceptable. The fact that the DBE firm's quotation for the work is not the lowest quotation received will not in itself be considered as a sound reason for rejecting the quotation as unacceptable. The fact that the bidder has the ability and/or desire to perform the contract work with its own forces will not be considered a sound reason for rejecting a DBE quote. Nothing in this provision shall be construed to require the bidder to accept unreasonable quotes in order to satisfy DBE goals;

9. Whether the bidder specifically negotiated with subcontractors to assume part of the responsibility to meet the contract DBE goal when the work to be subcontracted includes potential DBE participation;
10. Whether the bidder made any efforts and/or offered assistance to interested DBEs in obtaining the necessary equipment, supplies, materials, insurance and/or bonding to satisfy the work requirements of the bid proposal; and
11. Any other evidence that the bidder submits which may show that the bidder has made reasonable good faith efforts to include DBE participation.

FAILURE TO MEET GOOD FAITH REQUIREMENT

Where the apparent lowest responsive bidder fails to submit sufficient participation by DBE firms to meet the contract goal and upon a determination by the Good Faith Committee based upon the information submitted that the apparent lowest responsive bidder failed to make sufficient reasonable efforts to meet the contract goal, the bidder will be offered the opportunity to meet in person for administrative reconsideration. The bidder will be notified of the Committee's decision within 24 hours of its decision. The bidder will have 24 hours to request reconsideration of the Committee's decision. The reconsideration meeting will be held within two days of the receipt of a request by the bidder for reconsideration.

The request for reconsideration will be heard by the Office of the Secretary. The bidder will have the opportunity to present written documentation or argument concerning the issue of whether it met the goal or made an adequate good faith effort. The bidder will receive a written decision on the reconsideration explaining the basis for the finding that the bidder did or did not meet the goal or made adequate Good Faith efforts to do so.

The result of the reconsideration process is not administratively appealable to the Cabinet or to the United States Department of Transportation.

The Cabinet reserves the right to award the contract to the next lowest responsive bidder or to rebid the contract in the event that the contract is not awarded to the low bidder as the result of a failure to meet the good faith requirement.

SANCTIONS FOR FAILURE TO MEET DBE REQUIREMENTS OF THE PROJECT

Failure by the prime contractor to fulfill the DBE requirements of a project under contract or to demonstrate good faith efforts to meet the goal constitutes a breach of contract. When this occurs, the Cabinet will hold the prime contractor accountable, as would be the case with all other contract provisions. Therefore, the contractor's failure to carry out the DBE contract requirements shall constitute a breach of contract and as such the Cabinet reserves the right to exercise all administrative remedies at its disposal including, but not limited to the following:

- Disallow credit toward the DBE goal;
- Withholding progress payments;

- Withholding payment to the prime in an amount equal to the unmet portion of the contract goal; and/or
- Termination of the contract.

PROMPT PAYMENT

The prime contractor will be required to pay the DBE within seven (7) working days after he or she has received payment from the Kentucky Transportation Cabinet for work performed or materials furnished.

CONTRACTOR REPORTING

All contractors must keep detailed records and provide reports to the Cabinet on their progress in meeting the DBE requirement on any highway contract. These records may include, but shall not be limited to payroll, lease agreements, cancelled payroll checks, executed subcontracting agreements, etc. Prime contractors will be required to submit certified reports on monies paid to each DBE subcontractor or supplier utilized to meet a DBE goal.

Payment information that needs to be reported includes date the payment is sent to the DBE, check number, Contract ID, amount of payment and the check date. Before Final Payment is made on this contract, the Prime Contractor will certify that all payments were made to the DBE subcontractor and/or DBE suppliers.

The Prime Contractor should supply the payment information at the time the DBE is compensated for their work. Form to use is located at:

<http://transportation.ky.gov/construction/forms/DBEcheck.xls>

Photocopied payments and completed form to be submitted to:
Office of Civil Rights and Small Business Development
6th Floor West
200 Mero Street
Frankfort, KY 40622

DEFAULT OR DECERTIFICATION OF THE DBE

If the DBE subcontractor or supplier is decertified or defaults in the performance of its work, and the overall goal cannot be credited for the uncompleted work, the prime contractor may utilize a substitute DBE or elect to fulfill the DBE goal with another DBE on a different work item. If after exerting good faith effort in accordance with the Cabinet's Good Faith Effort policies and procedures, the prime contractor is unable to replace the DBE, then the unmet portion of the goal may be waived at the discretion of the Cabinet.

06/29/2009

KYTC
DBE Payments

updated 2/28/08

Prime Contractor		Cont-ID	
DBE Contractor		CHECK #	
PAYMENT DATE		Amount of Payment	
Use the section below to show multiple payments using the same check			
Cont-ID	Amount	Cont-ID	Amount

Comments:

attach copy of check here

Mail to:
Office of Civil Rights and Small Business Development
200 Mero Street
6th Floor West TCOB
Frankfort, KY 40622

to be Submitted within 7 days of receipt of payment from KYTC

EXPEDITE PROJECT WORK ORDER

Be advised that the Contractor may request that the Department expedite the work order for this project to allow for maximization of time to complete the work. In order for the Department to accomplish this task, the Contractor may be required to “hand carry” all required project documentation to facilitate the process immediately UPON NOTIFICATION OF AWARD OF THE CONTRACT.

ASPHALT MIXTURE

The rate of application for all asphalt mixtures shall be estimated at 110 lbs/sy per inch of depth, unless otherwise noted.

DGA BASE

The rate of application for DGA Base shall be estimated at 115 lbs/sy per inch of depth.

DGA BASE FOR SHOULDERS

The rate of application shall be estimated at 115 lbs/sy per inch of depth. Payment for necessary grading and/or shaping of existing shoulders prior to placing of Dense Graded Aggregate Base shall be included in the unit price bid per ton for Dense Graded Aggregate Base.

INCIDENTAL SURFACING

The quantities established in the proposal include estimated quantities required for resurfacing or surfacing mailbox turnouts, farm field entrances, residential and commercial entrances, and road and street approaches. These items are to be paved to the limits as shown on Standard Drawing RPM 110 or to the limits as directed by the Engineer. In the event signal detectors are present in the intersecting streets or roads, the paving of the crossroads shall be to the right of way limit or back of the signal detector, whichever is the farthest back of the mainline. These areas are to be surfaced or resurfaced as directed by the Engineer and no direct payment will be allowed for placing and compacting.

OPTION B

The Contractor is advised that the compaction of asphalt mixtures furnished to this project will be accepted by OPTION B in accordance with Section 402 and Section 403 of the current Standard Specification.

**SPECIAL NOTE CONCERNING
CONTRACTOR WORK IN STREAM
BETWEEN MARCH 1st, 2010 and JUNE 01st, 2010**

**MORGAN COUNTY
KY 711
BRIDGE OVER DEVILS FORK
BRZ 1003
ITEM NO. 10-1074.00**

Devils Fork is classified as a “special use water” by the Kentucky Division of Water, and more specifically an “exceptional water” and “reference reach water”, as shown in 401 KAR 5:030 Section 3(2).

To adhere to the requirements of the permit, the Contractor will not be allowed to do any work in the stream between the dates of March 01, 2010 and June 01, 2010 to avoid interruption of the spring spawning season in the stream.

SPECIAL PROVISION FOR WASTE AND BORROW SITES

The contractor is advised that it is their responsibility to gain U.S. Army Corp of Engineer's approval before utilizing a waste or borrow site that involves "Waters of the United States". "Waters of the United States" are defined as perennial or intermittent streams, ponds or wetlands. Ephemeral streams are also considered jurisdictional waters, and are typically dry except during rainfall, but have a defined drainage channel. Questions concerning any potential impacts to "Waters..." should be brought to the attention of the appropriate District Office for the Corps of Engineers for a determination, prior to disturbance. Any fees associated with obtaining approval from the U.S. Army Corp of Engineer or other appropriate regulatory agencies for waste and borrow sites is the responsibility of the contractor.

01/01/2009



TRANSPORTATION CABINET

Frankfort, Kentucky 40622
www.transportation.ky.gov/

Steven L. Beshear
Governor

Joe Prather
Secretary

MEMORANDUM

TO: Jeff Jasper, Director
Division of Highway Design

FROM: Ralph Divine, Director
Division of Right of Way and Utilities

DATE: September 3, 2009

SUBJECT: Morgan County; Item No. 10-1074.00
1200 CO88 7648301R
Right of Way Certification

TOTAL NUMBER OF PARCELS ON PROJECT = 3


Acquired by Deed: 2

Acquired by ROE: 1

There were no improvements or relocation assistance involved on this project.

All needed right of way has been acquired for this project.

There are no water or monitoring wells located within the limits of this project.

Approved: 
Ralph Divine
Director of Right of Way & Utilities

9/3/09
Date



**UTILITY NOTES TO BE INCLUDED IN THE PROPOSAL
SPECIAL NOTES FOR UTILITY CLEARANCE
IMPACT ON CONSTRUCTION**

MORGAN COUNTY, BRZ 1003 (191)
FD52 088 76483 01 U
Wrigley - Leisure Road (KY 711)
Item No. 10 - 1074.00

The following utility companies have facilities to be relocated and/or adjusted on subject project.

Licking Valley RECC - The Electric Company has completed the relocation of their facilities.

Mountain Telephone Cooperative - The Telephone Company has completed the relocation of their facilities.

Rowan Water, Inc. - The Water Company's facilities will not be affected with the construction phases.

There are no railroads involved on subject project.

PROTECTION OF UTILITIES

The location of utilities provided in the contract document has been furnished by the facility owners and/or by reviewing record drawing and may not be accurate. It will be the roadway contractor's responsibility to locate utilities before excavating by calling the various utility owners and by examining any supplemental information supplied by the Cabinet. If necessary, the roadway contractor shall determine the exact location and elevation of utilities by hand digging to expose utilities before excavating in the area of a utility. The cost for repair and any other associated costs for any damage to utilities caused by the roadway contractor's operations shall be borne by the roadway contractor.

The Contractor is advised to contact BUD one-call system; however, the Contractor should be aware that owners of underground facilities are not required to be members of the BUD one-call system. It may be necessary for the Contractor to contact the County Court Clerk to determine what utility companies have facilities in the project area.

N O T I C E

DEPARTMENT OF THE ARMY CORPS OF ENGINEERS

NATIONWIDE PERMIT AUTHORIZATION

PROJECT: Morgan County (KY-711) Item No. 10-1074.00
Replace Bridge & Approaches over Devils Fork

The Section 404 activities for this project have been previously permitted under the authority of the Department of the Army Nationwide Permit No. 14 "Linear Transportation Projects". In order for this authorization to be valid, the attached conditions must be followed. The contractor shall post a copy of this Nationwide Permit in a conspicuous location at the project site for the duration of construction and comply with the general conditions as required.

To more readily expedite construction, the contractor may elect to alter the design or perform the work in a manner different from what was originally proposed and specified. Prior to commencing such alternative work, the contractor shall obtain **written** permission from the Division of Construction and the Corps of Engineers. A copy of any request to the Corps of Engineers to alter this proposal and subsequent responses shall be forwarded to the Division of Environmental Analysis, DA Permit Coordinator, for office records and for informational purposes.

SUMMARY OF 404 IMPACTS

Bridge Replacement over Devils Fork Morgan County, KY KY - 711 KYTC Item #10-1074

1. Sta. 24+22.43 – Construct a single span bridge over Devils Fork just upstream of the existing single span concrete bridge. Field observations indicate that Devils Fork is a blue line perennial stream. No channel modifications are proposed and the new bridge will span Devils Fork with no piers or abutments placed below the ordinary high water mark. There will be no permanent impact to U.S. Waters for this activity.
Nationwide #14 – Letter of Notification
2. A temporary stream crossing will be required during construction for the use of construction equipment as the existing bridge is not structurally sufficient to accommodate heavy equipment. The crossing will be located between the existing bridge and newly proposed bridge. The crossing will consist of clean rock and pipe. Temporary impacts at this location will be less than 100 linear feet and also less than 0.10 acre of U.S. Waters. The crossing will be designed by the contractor to provide an opening large enough to maintain normal flow and accommodate a 2 year storm event. Once the new bridge construction is completed, the temporary crossing will be removed. The surrounding area will be restored and revegetated to pre-project conditions as contemporaneously as possible.
Nationwide #14 – Letter of Notification

* Devils Fork is designated by the Kentucky Division of Water as a Special Use Water. The designation types are “Exceptional Water” and Reference Reach Stream”.

***Bridge Replacement over Devils Fork
Morgan County, KY
KY - 711
KYTC Item #10-1074***

EROSION CONTROL NOTES

ALL SILT CONTROL DEVICES SHALL BE SIZED TO RETAIN A VOLUME OF 3,600 CUBIC FEET PER DISTRIBUTED CONTRIBUTING ACRE.

THE CONTRACTOR SHALL CONDUCT HIS OPERATIONS TO MINIMIZE THE AMOUNT OF DISTURBED GROUND DURING EACH PHASE OF CONSTRUCTION. THE CONTRACTOR SHALL COMPUTE THE VOLUME NECESSARY TO CONTROL SEDIMENT DURING EACH PHASE OF CONSTRUCTION. AS WORK PROCEEDS, SILT TRAPS MAY BE ADDED OR REMOVED IN ORDER TO ACHIEVE THE BEST MANAGEMENT PLAN. THE REQUIRED VOLUME AT EACH ADDED SILT TRAP SHALL BE COMPUTED AS UP GRADIENT CONTRIBUTING AREAS ARE DISTURBED OR ARE STABILIZED TO THE SATISFACTION OF THE ENGINEER. THE REQUIRED VOLUME CALCULATION FOR EACH SILT TRAP SHALL BE DETERMINED BY THE CONTRACTOR AND VERIFIED BY THE ENGINEER. THE REQUIRED VOLUME AT EACH SILT TRAP MAY BE REDUCED BY THE FOLLOWING AMOUNTS:

- UPGRADIENT AREAS NOT DISTURBED (ACRES).
- UPGRADIENT AREAS THAT HAVE BEEN RECLAIMED AND PROTECTED BY EROSION CONTROL BLANKET OR OTHER GROUND PROTECTION MATERIAL SUCH AS TEMPORARY MULCH. (ACRES)
- THE USE OF TEMPORARY MULCH IS ENCOURAGED.
- UPGRADIENT AREAS THAT HAVE BEEN PROTECTED BY SILT FENCE (ACRES.) AREAS PROTECTED BY SILT FENCE SHALL BE COMPUTED AT A MAXIMUM RATE OF 100 SQUARE FOOT PER LINEAR FOOT OF SILT FENCE.
- UPGRADIENT AREAS THAT HAVE BEEN PROTECTED BY SILT TRAPS (ACRES).

THE EROSION CONTROL PLAN SHALL BE ANNOTATED AS THE WORK PROCEEDS BY THE CONTRACTOR TO DETAIL THE SELECTION OF EACH EROSION CONTROL DEVICE USED AND THE VOLUME PROVIDED BY EACH SILT TRAP IN ACCORDANCE WITH THE DOCUMENTATION PROCEDURES ESTABLISHED BY THE DIVISION OF CONSTRUCTION.

IF A SILT BASIN IS NOT USED THEN ONE SILT TRAP A, ALTERNATE NUMBER 2 OR SILT TRAP TYPE B SHALL ALWAYS BE PLACED AT THE MOST REMOTE DOWNSTREAM COLLECTION POINT PRIOR TO DISCHARGING INTO A BLUE LINE STREAM OR ONTO AN ADJACENT PROPERTY OWNER. WHERE OVERLAND FLOW EXISTS, A SILT FENCE OR OTHER FILTER DEVICES MAY BE USED OR THE OVERLAND FLOW MAY BE DIVERTED TO ONE OF THE AFOREMENTIONED SILT BASIN OR TRAPS.

THE EROSION CONTROL PLANS DO NOT CONSTITUTE A BMP BY THEMSELVES. THEY PROVIDE A STARTING POINT FOR THE CONTRACTOR AND RESIDENT ENGINEER TO DEVELOP THE BMP ACCORDING TO SECTION 213.03.01 OF THE STANDARD SPECIFICATIONS FOR ROAD AND BRIDGE CONSTRUCTION, AND THE SUPPLEMENTAL SPECS EFFECTIVE WITH THE OCTOBER, 2004 LETTING.

EROSION CONTROL MEASURES SHALL BE IN PLACE AND FUNCTIONING PRIOR TO ANY EXCAVATION OR DISTURBANCE WITHIN A DRAINAGE AREA.

THE CONTRACTOR SHALL BE REQUIRED TO CLEAN OUT (REMOVE SEDIMENT FROM) SILT TRAPS AND SILT FENCES WHENEVER THEY BECOME ONE-HALF FULL AND PROPERLY DISPOSE OF THE MATERIAL AT SITES APPROVED BY THE RESIDENT ENGINEER.

EROSION CONTROL MEASURES EMPLOYED BY THE CONTRACTOR WILL BE UNIQUE TO THE PROJECT AND WORK CONDITIONS AND SHALL BE APPROVED BY THE RESIDENT ENGINEER. THE

**Bridge Replacement over Devils Fork
Morgan County, KY
KY - 711
KYTC Item #10-1074**

DEVELOPMENT AND UTILIZATION OF THESE MEASURES WILL BE RECORDED AS PART OF THE BMP, KEPT ON SITE, AND AVAILABLE FOR PUBLIC INSPECTION.

NO CONSTRUCTION SHALL BEGIN ON THIS PROJECT BEFORE JUNE 1, 2009 DUE TO EXCEPTIONAL WATER CLASSIFICATION AND THE SPAWNING SEASON RELATED TO THIS PARTICULAR PROJECT LOCATION AS DIRECTED BY THE KENTUCKY DIVISION OF WATER.

- Note: (1). It is to be anticipated that due to the minimal amount of disturbed acreage on this project that all silt fence and silt traps shall be in place prior to the clearing and grubbing phase of construction.
- (2). Erosion control blanket to be installed at the time of earth work disturbance. Use the KY 2008 standard specifications book for installment methods of erosion control blanket.
- (3). No construction shall begin on this project before June 1, 2009 due to exceptional water classification and the spawning season related to this particular project location as directed by the Kentucky Division of Water.
- (4). Should a temporary low water crossing for construction equipment be needed, it shall be constructed out of clean limestone. Bare earth adjacent to the low water crossing shall be stabilized concurrently with construction operations. Erosion control blanket will be used in accordance with the KY 2008 standard specifications book. Erosion control will be in place within one day of disturbance.
- Note: (1). 3600 cubic feet of sediment per acre of disturbance was used to calculate the maximum sediment volume.
- (2). Silt traps will be sized to contain calculated sediment volume and will be cleaned as needed or as directed by the resident engineer.
- (3). Disturbed area behind silt fence is less than 100 sq. ft. of disturbed area per linear foot of silt fence.

DISTURBED DRAINAGE AREAS PROTECTED WITH SILT TRAP TYPE B			
DISTURBED DRAINAGE AREAS	SILT TRAP TYPE B LOCATION AND OFFSET	DISTURBED AREAS (ACRES)	MAXIMUM SEDIMENT VOLUME (CU FT)
DDA #1	19+97.04 RT	0.0330	118.95
DDA #2	21+47.55 RT	0.1465	527.29
DDA #3	23+58.64 LT	0.3198	1151.43
DDA #4	24+27.43 LT	0.0907	326.43
DDA #5	26+34.34 LT	0.1109	399.18
DDA #6	26+76.17 LT	0.0993	357.42

TERMS FOR NATIONWIDE PERMIT NO. 14
Linear Transportation Projects

Activities required for the construction, expansion, modification, or improvement of linear transportation projects (e.g., roads, highways, railways, trails, airport runways, and taxiways) in waters of the United States. For linear transportation projects in non-tidal waters, the discharge cannot cause the loss of greater than 1/2-acre of waters of the United States. For linear transportation projects in tidal waters, the discharge cannot cause the loss of greater than 1/3-acre of waters of the United States. Any stream channel modification, including bank stabilization, is limited to the minimum necessary to construct or protect the linear transportation project; such modifications must be in the immediate vicinity of the project.

This NWP also authorizes temporary structures, fills, and work necessary to construct the linear transportation project. Appropriate measures must be taken to maintain normal downstream flows and minimize flooding to the maximum extent practicable, when temporary structures, work, and discharges, including cofferdams, are necessary for construction activities, access fills, or dewatering of construction sites. Temporary fills must consist of materials, and be placed in a manner, that will not be eroded by expected high flows. Temporary fills must be removed in their entirety and the affected areas returned to pre-construction elevations. The areas affected by temporary fills must be revegetated, as appropriate.

This NWP cannot be used to authorize non-linear features commonly associated with transportation projects, such as vehicle maintenance or storage buildings, parking lots, train stations, or aircraft hangars.

Notification: The permittee must submit a pre-construction notification to the district engineer prior to commencing the activity if: (1) the loss of waters of the United States exceeds 1/10 acre; or (2) there is a discharge in a special aquatic site, including wetlands. (See general condition 27.) (Sections 10 and 404)

Note: Some discharges for the construction of farm roads or forest roads, or temporary roads for moving mining equipment, may qualify for an exemption under Section 404(f) of the Clean Water Act (see 33 CFR 323.4).

NATIONWIDE PERMIT GENERAL CONDITIONS

Note: To qualify for NWP authorization, the prospective permittee must comply with the following general conditions, as appropriate, in addition to any regional or case-specific conditions imposed by the division engineer or district engineer. Prospective permittees should contact the appropriate Corps district office to determine if regional conditions have been imposed on an NWP. Prospective permittees should also contact the appropriate Corps district office to determine the status of Clean Water Act Section 401 water quality certification and/or Coastal Zone Management Act consistency for an NWP.

1. **Navigation.** (a) No activity may cause more than a minimal adverse effect on navigation.
(b) Any safety lights and signals prescribed by the U.S. Coast Guard, through regulations or otherwise, must be installed and maintained at the permittee's expense on authorized facilities in navigable waters of the United States.
(c) The permittee understands and agrees that, if future operations by the United States require the removal, relocation, or other alteration, of the structure or work herein authorized, or if, in the opinion of the Secretary of the Army or his authorized representative, said structure or work shall cause unreasonable obstruction to the free navigation of the navigable waters, the permittee will be required, upon due notice from the Corps of Engineers, to remove, relocate, or alter the structural work or obstructions caused thereby, without expense to the United States. No claim shall be made against the United States on account of any such removal or alteration.
2. **Aquatic Life Movements.** No activity may substantially disrupt the necessary life cycle movements of those species of aquatic life indigenous to the waterbody, including those species that normally migrate through the area, unless the activity's primary purpose is to impound water. Culverts placed in streams must be installed to maintain low flow conditions.
3. **Spawning Areas.** Activities in spawning areas during spawning seasons must be avoided to the maximum extent practicable. Activities that result in the physical destruction (e.g., through excavation, fill, or downstream smothering by substantial turbidity) of an important spawning area are not authorized.
4. **Migratory Bird Breeding Areas.** Activities in waters of the United States that serve as breeding areas for migratory birds must be avoided to the maximum extent practicable.
5. **Shellfish Beds.** No activity may occur in areas of concentrated shellfish populations, unless the activity is directly related to a shellfish harvesting activity authorized by NWPs 4 and 48.
6. **Suitable Material.** No activity may use unsuitable material (e.g., trash, debris, car bodies, asphalt, etc.). Material used for construction or discharged must be free from toxic pollutants in toxic amounts (see Section 307 of the Clean Water Act).
7. **Water Supply Intakes.** No activity may occur in the proximity of a public water supply intake, except where the activity is for the repair or improvement of public water supply intake structures or adjacent bank stabilization.
8. **Adverse Effects From Impoundments.** If the activity creates an impoundment of water, adverse effects to the aquatic system due to accelerating the passage of water, and/or restricting its flow must be minimized to the maximum extent practicable.
9. **Management of Water Flows.** To the maximum extent practicable, the pre-construction course, condition, capacity, and location of open waters must be maintained for each activity, including stream channelization and storm water management activities, except as provided below. The activity must be constructed to withstand expected high flows. The activity must not restrict or impede the passage of normal or high flows, unless the primary purpose of the activity is to impound water or manage high flows. The activity may alter the pre-construction course, condition, capacity, and location of open waters if it benefits the aquatic environment (e.g., stream restoration or relocation activities).
10. **Fills Within 100-Year Floodplains.** The activity must comply with applicable FEMA-approved state or local floodplain management requirements.
11. **Equipment.** Heavy equipment working in wetlands or mudflats must be placed on mats, or other measures must be taken to minimize soil disturbance.
12. **Soil Erosion and Sediment Controls.** Appropriate soil erosion and sediment controls must be used and maintained in effective operating condition during construction, and all exposed soil and other fills, as well as any work below the ordinary high water mark or high tide line, must be permanently stabilized at the earliest practicable date. Permittees are encouraged to perform work within waters of the United States during periods of low-flow or no-flow.
13. **Removal of Temporary Fills.** Temporary fills must be removed in their entirety and the affected areas returned to pre-construction elevations. The affected areas must be revegetated, as appropriate.

14. Proper Maintenance. Any authorized structure or fill shall be properly maintained, including maintenance to ensure public safety.

15. Wild and Scenic Rivers. No activity may occur in a component of the National Wild and Scenic River System, or in a river officially designated by Congress as a "study river" for possible inclusion in the system while the river is in an official study status, unless the appropriate Federal agency with direct management responsibility for such river, has determined in writing that the proposed activity will not adversely affect the Wild and Scenic River designation or study status. Information on Wild and Scenic Rivers may be obtained from the appropriate Federal land management agency in the area (e.g., National Park Service, U.S. Forest Service, Bureau of Land Management, U.S. Fish and Wildlife Service).

16. Tribal Rights. No activity or its operation may impair reserved tribal rights, including, but not limited to, reserved water rights and treaty fishing and hunting rights.

17. Endangered Species. (a) No activity is authorized under any NWP which is likely to jeopardize the continued existence of a threatened or endangered species or a species proposed for such designation, as identified under the Federal Endangered Species Act (ESA), or which will destroy or adversely modify the critical habitat of such species. No activity is authorized under any NWP which "may affect" a listed species or critical habitat, unless Section 7 consultation addressing the effects of the proposed activity has been completed.

(b) Federal agencies should follow their own procedures for complying with the requirements of the ESA. Federal permittees must provide the district engineer with the appropriate documentation to demonstrate compliance with those requirements.

(c) Non-federal permittees shall notify the district engineer if any listed species or designated critical habitat might be affected or is in the vicinity of the project, or if the project is located in designated critical habitat, and shall not begin work on the activity until notified by the district engineer that the requirements of the ESA have been satisfied and that the activity is authorized. For activities that might affect Federally-listed endangered or threatened species or designated critical habitat, the pre-construction notification must include the name(s) of the endangered or threatened species that may be affected by the proposed work or that utilize the designated critical habitat that may be affected by the proposed work. The district engineer will determine whether the proposed activity "may affect" or will have "no effect" to listed species and designated critical habitat and will notify the non-Federal applicant of the Corps' determination within 45 days of receipt of a complete pre-construction notification. In cases where the non-Federal applicant has identified listed species or critical habitat that might be affected or is in the vicinity of the project, and has so notified the Corps, the applicant shall not begin work until the Corps has provided notification the proposed activities will have "no effect" on listed species or critical habitat, or until Section 7 consultation has been completed.

(d) As a result of formal or informal consultation with the FWS or NMFS the district engineer may add species-specific regional endangered species conditions to the NWPs.

(e) Authorization of an activity by a NWP does not authorize the "take" of a threatened or endangered species as defined under the ESA. In the absence of separate authorization (e.g., an ESA Section 10 Permit, a Biological Opinion with "incidental take" provisions, etc.) from the U.S. FWS or the NMFS, both lethal and non-lethal "takes" of protected species are in violation of the ESA. Information on the location of threatened and endangered species and their critical habitat can be obtained directly from the offices of the U.S. FWS and NMFS or their world wide Web pages at <http://www.fws.gov/> and <http://www.noaa.gov/fisheries.html> respectively.

18. Historic Properties. (a) In cases where the district engineer determines that the activity may affect properties listed, or eligible for listing, in the National Register of Historic Places, the activity is not authorized, until the requirements of Section 106 of the National Historic Preservation Act (NHPA) have been satisfied.

(b) Federal permittees should follow their own procedures for complying with the requirements of Section 106 of the National Historic Preservation Act. Federal permittees must provide the district engineer with the appropriate documentation to demonstrate compliance with those requirements.

(c) Non-federal permittees must submit a pre-construction notification to the district engineer if the authorized activity may have the potential to cause effects to any historic properties listed, determined to be eligible for listing on, or potentially eligible for listing on the National Register of Historic Places, including previously unidentified properties. For such activities, the pre-construction notification must state which historic properties may be affected by the proposed work or include a vicinity map indicating the location of the historic properties or the potential for the presence of historic properties. Assistance regarding information on the location of or potential for the presence of historic resources can be sought from the State Historic Preservation Officer or Tribal Historic Preservation Officer, as appropriate, and the National Register of Historic Places (see 33 CFR 330.4(g)). The district engineer shall make a reasonable and good faith effort to carry out appropriate identification efforts, which may include background research, consultation, oral history interviews, sample field investigation, and field survey. Based on the information submitted and these efforts, the district engineer shall determine whether the proposed activity has the potential to cause an effect on the historic properties. Where the non-Federal applicant has identified historic properties which the activity may have the potential to cause effects and so notified the Corps, the non-Federal applicant shall not begin the activity until notified by the district engineer either that the activity has no potential to cause effects or that consultation under Section 106 of the NHPA has been completed.

(d) The district engineer will notify the prospective permittee within 45 days of receipt of a complete pre-construction notification whether NHPA Section 106 consultation is required. Section 106 consultation is not required when the Corps determines that the activity does not have the potential to cause effects on historic properties (see 36 CFR §800.3(a)). If NHPA section 106

consultation is required and will occur, the district engineer will notify the non-Federal applicant that he or she cannot begin work until Section 106 consultation is completed.

(e) Prospective permittees should be aware that section 110k of the NHPA (16 U.S.C. 470h-2(k)) prevents the Corps from granting a permit or other assistance to an applicant who, with intent to avoid the requirements of Section 106 of the NHPA, has intentionally significantly adversely affected a historic property to which the permit would relate, or having legal power to prevent it, allowed such significant adverse effect to occur, unless the Corps, after consultation with the Advisory Council on Historic Preservation (ACHP), determines that circumstances justify granting such assistance despite the adverse effect created or permitted by the applicant. If circumstances justify granting the assistance, the Corps is required to notify the ACHP and provide documentation specifying the circumstances, explaining the degree of damage to the integrity of any historic properties affected, and proposed mitigation. This documentation must include any views obtained from the applicant, SHPO/THPO, appropriate Indian tribes if the undertaking occurs on or affects historic properties on tribal lands or affects properties of interest to those tribes, and other parties known to have a legitimate interest in the impacts to the permitted activity on historic properties.

19. Designated Critical Resource Waters. Critical resource waters include, NOAA-designated marine sanctuaries, National Estuarine Research Reserves, state natural heritage sites, and outstanding national resource waters or other waters officially designated by a state as having particular environmental or ecological significance and identified by the district engineer after notice and opportunity for public comment. The district engineer may also designate additional critical resource waters after notice and opportunity for comment.

(a) Discharges of dredged or fill material into waters of the United States are not authorized by NWPs 7, 12, 14, 16, 17, 21, 29, 31, 35, 39, 40, 42, 43, 44, 49, and 50 for any activity within, or directly affecting, critical resource waters, including wetlands adjacent to such waters.

(b) For NWPs 3, 8, 10, 13, 15, 18, 19, 22, 23, 25, 27, 28, 30, 33, 34, 36, 37, and 38, notification is required in accordance with general condition 27, for any activity proposed in the designated critical resource waters including wetlands adjacent to those waters. The district engineer may authorize activities under these NWPs only after it is determined that the impacts to the critical resource waters will be no more than minimal.

20. Mitigation. The district engineer will consider the following factors when determining appropriate and practicable mitigation necessary to ensure that adverse effects on the aquatic environment are minimal:

(a) The activity must be designed and constructed to avoid and minimize adverse effects, both temporary and permanent, to waters of the United States to the maximum extent practicable at the project site (i.e., on site).

(b) Mitigation in all its forms (avoiding, minimizing, rectifying, reducing, or compensating) will be required to the extent necessary to ensure that the adverse effects to the aquatic environment are minimal.

(c) Compensatory mitigation at a minimum one-for-one ratio will be required for all wetland losses that exceed 1/10 acre and require pre-construction notification, unless the district engineer determines in writing that some other form of mitigation would be more environmentally appropriate and provides a project-specific waiver of this requirement. For wetland losses of 1/10 acre or less that require pre-construction notification, the district engineer may determine on a case-by-case basis that compensatory mitigation is required to ensure that the activity results in minimal adverse effects on the aquatic environment. Since the likelihood of success is greater and the impacts to potentially valuable uplands are reduced, wetland restoration should be the first compensatory mitigation option considered.

(d) For losses of streams or other open waters that require pre-construction notification, the district engineer may require compensatory mitigation, such as stream restoration, to ensure that the activity results in minimal adverse effects on the aquatic environment.

(e) Compensatory mitigation will not be used to increase the acreage losses allowed by the acreage limits of the NWPs. For example, if an NWP has an acreage limit of 1/2 acre, it cannot be used to authorize any project resulting in the loss of greater than 1/2 acre of waters of the United States, even if compensatory mitigation is provided that replaces or restores some of the lost waters. However, compensatory mitigation can and should be used, as necessary, to ensure that a project already meeting the established acreage limits also satisfies the minimal impact requirement associated with the NWPs.

(f) Compensatory mitigation plans for projects in or near streams or other open waters will normally include a requirement for the establishment, maintenance, and legal protection (e.g., conservation easements) of riparian areas next to open waters. In some cases, riparian areas may be the only compensatory mitigation required. Riparian areas should consist of native species. The width of the required riparian area will address documented water quality or aquatic habitat loss concerns. Normally, the riparian area will be 25 to 50 feet wide on each side of the stream, but the district engineer may require slightly wider riparian areas to address documented water quality or habitat loss concerns. Where both wetlands and open waters exist on the project site, the district engineer will determine the appropriate compensatory mitigation (e.g., riparian areas and/or wetlands compensation) based on what is best for the aquatic environment on a watershed basis. In cases where riparian areas are determined to be the most appropriate form of compensatory mitigation, the district engineer may waive or reduce the requirement to provide wetland compensatory mitigation for wetland losses.

(g) Permittees may propose the use of mitigation banks, in-lieu fee arrangements or separate activity-specific compensatory mitigation. In all cases, the mitigation provisions will specify the party responsible for accomplishing and/or complying with the mitigation plan.

(h) Where certain functions and services of waters of the United States are permanently adversely affected, such as the conversion of a forested or scrub-shrub wetland to a herbaceous wetland in a permanently maintained utility line right-of-way, mitigation may be required to reduce the adverse effects of the project to the minimal level.

21. Water Quality. Where States and authorized Tribes, or EPA where applicable, have not previously certified compliance of an NWP with CWA Section 401, individual 401 Water Quality Certification must be obtained or waived (see 33 CFR 330.4(c)). The district engineer or State or Tribe may require additional water quality management measures to ensure that the authorized activity does not result in more than minimal degradation of water quality.

22. Coastal Zone Management. In coastal states where an NWP has not previously received a state coastal zone management consistency concurrence, an individual state coastal zone management consistency concurrence must be obtained, or a presumption of concurrence must occur (see 33 CFR 330.4(d)). The district engineer or a State may require additional measures to ensure that the authorized activity is consistent with state coastal zone management requirements.

23. Regional and Case-By-Case Conditions. The activity must comply with any regional conditions that may have been added by the Division Engineer (see 33 CFR 330.4(e)) and with any case specific conditions added by the Corps or by the state, Indian Tribe, or U.S. EPA in its section 401 Water Quality Certification, or by the state in its Coastal Zone Management Act consistency determination.

24. Use of Multiple Nationwide Permits. The use of more than one NWP for a single and complete project is prohibited, except when the acreage loss of waters of the United States authorized by the NWP does not exceed the acreage limit of the NWP with the highest specified acreage limit. For example, if a road crossing over tidal waters is constructed under NWP 14, with associated bank stabilization authorized by NWP 13, the maximum acreage loss of waters of the United States for the total project cannot exceed 1/3-acre.

25. Transfer of Nationwide Permit Verifications. If the permittee sells the property associated with a nationwide permit verification, the permittee may transfer the nationwide permit verification to the new owner by submitting a letter to the appropriate Corps district office to validate the transfer. A copy of the nationwide permit verification must be attached to the letter, and the letter must contain the following statement and signature:

“When the structures or work authorized by this nationwide permit are still in existence at the time the property is transferred, the terms and conditions of this nationwide permit, including any special conditions, will continue to be binding on the new owner(s) of the property. To validate the transfer of this nationwide permit and the associated liabilities associated with compliance with its terms and conditions, have the transferee sign and date below.”

(Transferee)

(Date)

26. Compliance Certification. Each permittee who received an NWP verification from the Corps must submit a signed certification regarding the completed work and any required mitigation. The certification form must be forwarded by the Corps with the NWP verification letter and will include:

(a) A statement that the authorized work was done in accordance with the NWP authorization, including any general or specific conditions;

(b) A statement that any required mitigation was completed in accordance with the permit conditions; and

(c) The signature of the permittee certifying the completion of the work and mitigation.

27. Pre-Construction Notification. (a) Timing. Where required by the terms of the NWP, the prospective permittee must notify the district engineer by submitting a pre-construction notification (PCN) as early as possible. The district engineer must determine if the PCN is complete within 30 calendar days of the date of receipt and, as a general rule, will request additional information necessary to make the PCN complete only once. However, if the prospective permittee does not provide all of the requested information, then the district engineer will notify the prospective permittee that the PCN is still incomplete and the PCN review process will not commence until all of the requested information has been received by the district engineer. The prospective permittee shall not begin the activity:

(1) Until notified in writing by the district engineer that the activity may proceed under the NWP with any special conditions imposed by the district or division engineer; or

(2) If 45 calendar days have passed from the district engineer's receipt of the complete PCN and the prospective permittee has not received written notice from the district or division engineer. However, if the permittee was required to notify the Corps pursuant to general condition 17 that listed species or critical habitat might be affected or in the vicinity of the project, or to notify the Corps pursuant to general condition 18 that the activity may have the potential to cause effects to historic properties, the permittee cannot begin the activity until receiving written notification from the Corps that is “no effect” on listed species or “no potential to cause effects” on historic properties, or that any consultation required under Section 7 of the Endangered Species Act (see 33 CFR 330.4(f)) and/or Section 106 of the National Historic Preservation (see 33 CFR 330.4(g)) is completed. Also, work cannot begin

under NWP's 21, 49, or 50 until the permittee has received written approval from the Corps. If the proposed activity requires a written waiver to exceed specified limits of an NWP, the permittee cannot begin the activity until the district engineer issues the waiver. If the district or division engineer notifies the permittee in writing that an individual permit is required within 45 calendar days of receipt of a complete PCN, the permittee cannot begin the activity until an individual permit has been obtained. Subsequently, the permittee's right to proceed under the NWP may be modified, suspended, or revoked only in accordance with the procedure set forth in 33 CFR 330.5(d)(2).

(b) Contents of Pre-Construction Notification: The PCN must be in writing and include the following information:

(1) Name, address and telephone numbers of the prospective permittee;

(2) Location of the proposed project;

(3) A description of the proposed project; the project's purpose; direct and indirect adverse environmental effects the project would cause; any other NWP(s), regional general permit(s), or individual permit(s) used or intended to be used to authorize any part of the proposed project or any related activity. The description should be sufficiently detailed to allow the district engineer to determine that the adverse effects of the project will be minimal and to determine the need for compensatory mitigation. Sketches should be provided when necessary to show that the activity complies with the terms of the NWP. (Sketches usually clarify the project and when provided result in a quicker decision.);

(4) The PCN must include a delineation of special aquatic sites and other waters of the United States on the project site. Wetland delineations must be prepared in accordance with the current method required by the Corps. The permittee may ask the Corps to delineate the special aquatic sites and other waters of the United States, but there may be a delay if the Corps does the delineation, especially if the project site is large or contains many waters of the United States. Furthermore, the 45 day period will not start until the delineation has been submitted to or completed by the Corps, where appropriate;

(5) If the proposed activity will result in the loss of greater than 1/10 acre of wetlands and a PCN is required, the prospective permittee must submit a statement describing how the mitigation requirement will be satisfied. As an alternative, the prospective permittee may submit a conceptual or detailed mitigation plan.

(6) If any listed species or designated critical habitat might be affected or is in the vicinity of the project, or if the project is located in designated critical habitat, for non-Federal applicants the PCN must include the name(s) of those endangered or threatened species that might be affected by the proposed work or utilize the designated critical habitat that may be affected by the proposed work. Federal applicants must provide documentation demonstrating compliance with the Endangered Species Act; and

(7) For an activity that may affect a historic property listed on, determined to be eligible for listing on, or potentially eligible for listing on, the National Register of Historic Places, for non-Federal applicants the PCN must state which historic property may be affected by the proposed work or include a vicinity map indicating the location of the historic property. Federal applicants must provide documentation demonstrating compliance with Section 106 of the National Historic Preservation Act.

(c) Form of Pre-Construction Notification: The standard individual permit application form (Form ENG 4345) may be used, but the completed application form must clearly indicate that it is a PCN and must include all of the information required in paragraphs (b)(1) through (7) of this general condition. A letter containing the required information may also be used.

(d) Agency Coordination: (1) The district engineer will consider any comments from Federal and state agencies concerning the proposed activity's compliance with the terms and conditions of the NWP's and the need for mitigation to reduce the project's adverse environmental effects to a minimal level.

(2) For all NWP 48 activities requiring pre-construction notification and for other NWP activities requiring pre-construction notification to the district engineer that result in the loss of greater than 1/2-acre of waters of the United States, the district engineer will immediately provide (e.g., via facsimile transmission, overnight mail, or other expeditious manner) a copy of the PCN to the appropriate Federal or state offices (U.S. FWS, state natural resource or water quality agency, EPA, State Historic Preservation Officer (SHPO) or Tribal Historic Preservation Office (THPO), and, if appropriate, the NMFS). With the exception of NWP 37, these agencies will then have 10 calendar days from the date the material is transmitted to telephone or fax the district engineer notice that they intend to provide substantive, site-specific comments. If so contacted by an agency, the district engineer will wait an additional 15 calendar days before making a decision on the pre-construction notification. The district engineer will fully consider agency comments received within the specified time frame, but will provide no response to the resource agency, except as provided below. The district engineer will indicate in the administrative record associated with each pre-construction notification that the resource agencies' concerns were considered. For NWP 37, the emergency watershed protection and rehabilitation activity may proceed immediately in cases where there is an unacceptable hazard to life or a significant loss of property or economic hardship will occur. The district engineer will consider any comments received to decide whether the NWP 37 authorization should be modified, suspended, or revoked in accordance with the procedures at 33 CFR 330.5.

(3) In cases of where the prospective permittee is not a Federal agency, the district engineer will provide a response to NMFS within 30 calendar days of receipt of any Essential Fish Habitat conservation recommendations, as required by Section 305(b)(4)(B) of the Magnuson-Stevens Fishery Conservation and Management Act.

(4) Applicants are encouraged to provide the Corps multiple copies of pre-construction notifications to expedite agency coordination.

(5) For NWP 48 activities that require reporting, the district engineer will provide a copy of each report within 10 calendar days of receipt to the appropriate regional office of the NMFS.

(e) District Engineer's Decision: In reviewing the PCN for the proposed activity, the district engineer will determine whether the activity authorized by the NWP will result in more than minimal individual or cumulative adverse environmental effects or may be contrary to the public interest. If the proposed activity requires a PCN and will result in a loss of greater than 1/10 acre of wetlands, the prospective permittee should submit a mitigation proposal with the PCN. Applicants may also propose compensatory

mitigation for projects with smaller impacts. The district engineer will consider any proposed compensatory mitigation the applicant has included in the proposal in determining whether the net adverse environmental effects to the aquatic environment of the proposed work are minimal. The compensatory mitigation proposal may be either conceptual or detailed. If the district engineer determines that the activity complies with the terms and conditions of the NWP and that the adverse effects on the aquatic environment are minimal, after considering mitigation, the district engineer will notify the permittee and include any conditions the district engineer deems necessary. The district engineer must approve any compensatory mitigation proposal before the permittee commences work. If the prospective permittee elects to submit a compensatory mitigation plan with the PCN, the district engineer will expeditiously review the proposed compensatory mitigation plan. The district engineer must review the plan within 45 calendar days of receiving a complete PCN and determine whether the proposed mitigation would ensure no more than minimal adverse effects on the aquatic environment. If the net adverse effects of the project on the aquatic environment (after consideration of the compensatory mitigation proposal) are determined by the district engineer to be minimal, the district engineer will provide a timely written response to the applicant. The response will state that the project can proceed under the terms and conditions of the NWP.

If the district engineer determines that the adverse effects of the proposed work are more than minimal, then the district engineer will notify the applicant either: (1) That the project does not qualify for authorization under the NWP and instruct the applicant on the procedures to seek authorization under an individual permit; (2) that the project is authorized under the NWP subject to the applicant's submission of a mitigation plan that would reduce the adverse effects on the aquatic environment to the minimal level; or (3) that the project is authorized under the NWP with specific modifications or conditions. Where the district engineer determines that mitigation is required to ensure no more than minimal adverse effects occur to the aquatic environment, the activity will be authorized within the 45-day PCN period. The authorization will include the necessary conceptual or specific mitigation or a requirement that the applicant submit a mitigation plan that would reduce the adverse effects on the aquatic environment to the minimal level. When mitigation is required, no work in waters of the United States may occur until the district engineer has approved a specific mitigation plan.

28. Single and Complete Project. The activity must be a single and complete project. The same NWP cannot be used more than once for the same single and complete project.

N O T I C E

DIVISION OF WATER

WATER QUALITY CERTIFICATION

PROJECT: Morgan County (KY-711) Item No. 10-1074
Replace Bridge and Approaches over Devils Fork

The Division of Water has approved the Section 401 activities for this project by issuance of a Water Quality Certification. In order for this authorization to be valid, the attached conditions must be followed. The contractor shall post a copy of this Water Quality Certification in a conspicuous location at the project site for the duration of construction and comply with the general conditions as required.

To more readily expedite construction, the contractor may elect to alter the design or perform the work in a manner different from what was originally proposed and specified. Prior to commencing such alternative work, the contractor shall obtain **written** permission from the Division of Construction and the appropriate permit agency. A copy of any request to alter this proposal and subsequent responses shall be forwarded to the Division of Environmental Analysis, DA Permit Coordinator, for office records and for informational purposes.



STEVEN L. BESHEAR
GOVERNOR

LEONARD K. PETERS
SECRETARY

ENERGY AND ENVIRONMENT CABINET
DEPARTMENT FOR ENVIRONMENTAL PROTECTION
DIVISION OF WATER
200 FAIR OAKS LANE, 4TH FLOOR
FRANKFORT, KENTUCKY 40601
www.kentucky.gov

April 2, 2009

Ronald Rigney, II
Kentucky Transportation Cabinet (KYTC)
200 Mero Street
Frankfort, KY 40622

Re: Water Quality Certification #2009-010-1
KY 711 Devils Fork Bridge
AI No.: 102127, Activity ID: APE20080001
Devil's Fork, North Fork Licking River
Morgan County, Kentucky

Dear Mr. Rigney:

Pursuant to Section 401 of the Clean Water Act (CWA), the Commonwealth of Kentucky certifies it has reasonable assurances that applicable water quality standards under Kentucky Administrative Regulations Title 401, Chapter 5, established pursuant to Sections 301, 302, 303, 304, 306, and 307 of the CWA, will not be violated by the above referenced project provided that the U.S. Army Corps of Engineers authorizes the activity under 33 CFR part 330, and the attached conditions are met.

All future correspondence on this project must reference **AI No. 102127**. **The attached document is your official Water Quality Certification; please read it carefully.** If you should have any questions concerning the conditions of this water quality certification, please contact Jesse Robinson of my staff by calling (502) 564-3410.

Sincerely,

A handwritten signature in cursive script that reads "Alan Grant".

Alan Grant, Supervisor
Water Quality Certification Section
Kentucky Division of Water

AG:JR
Attachment
cc: Allen Ingram, Kentucky Division of Water

KTC Water Quality Certification
KY 711 Devils Fork Bridge - Morgan Co
Facility Requirements
Permit Number: WQC #2009-010-1
Activity ID No.: APE20080001

ACTV0000000001 (KY 711 Bridge) Temporary Crossing in Devil's Fork:

Narrative Requirements:

Condition No.	Condition
T-1	<p>The work approved by this certification shall be limited to:</p> <ul style="list-style-type: none"> - The construction of a low water crossing in order to facilitate the movement of equipment needed to re-construct KY-711 over Devils Fork. The existing crossing is not structurally sufficient to accommodate the movement of heavy equipment; - Limited bank stabilization activities necessary to re-stabilize areas disturbed during construction. Areas which may require stabilization include the following: <ol style="list-style-type: none"> 1) Surrounding new cross drains required for drainage on the newly constructed road; 2) Areas disturbed to facilitate the construction of a low water crossing and / or building pad; 3) Areas disturbed immediately adjacent to the newly constructed portion of KY-711 over Devils Fork; <p>All areas disturbed below the ordinary high water mark shall be stabilized using Erosion Control Blanket, installed according to the methods outlined in the KY 2008 Standard Specifications book.</p>
T-2	<p>This certification does not authorize any disturbance to Devils Fork or the North Fork of the Licking River that does not relate directly to the construction of KY-711. No areas surrounding these aquatic resources shall be cleared of vegetation without an explicit construction need. All measures available to the contractor to minimize impact to the vegetation surrounding these aquatic resources shall be undertaken. [Clean Water Act]</p> <p>All work performed under this certification shall adhere to the design and specifications set forth in the Application for Water Quality Certification received September 18, 2008. In addition, work performed under this certification shall adhere to the design and specifications set forth in the Erosion Control Notes found within the Tempo Database under Agency Interest # 102127, APE20080001. [Clean Water Act]</p>
T-3	<p>The applicant is responsible for preventing degradation of waters of the Commonwealth from soil erosion. An erosion and sedimentation control plan must be designed, implemented, and maintained in effective operating condition at all times during construction. Any modification to the Erosion Control Notes provided to the Water Quality Certification Section must be approved in writing by our office. The exception to this requirement is the following: any modification to the Erosion Control Notes requested by the Kentucky Division of Water KPDES branch in order to satisfy the KPDES Individual Permit may be made without approval from the Water Quality Certification Section. [Clean Water Act]</p>
T-4	<p>The Division of Water reserves the right to modify or revoke this certification should it be determined that the activity is in noncompliance with any condition set forth in this certification. [Clean Water Act]</p>
T-5	<p>If construction does not commence within one year of the date of this letter, this certification will become void. A letter requesting a renewal should be submitted. [Clean Water Act]</p>

KTC Water Quality Certification
 KY 711 Devils Fork Bridge - Morgan Co
 Facility Requirements
 Permit Number: WQC #2009-010-1
 Activity ID No.: APE20080001

Page 2 of 2

ACTV0000000001 (continued):

Narrative Requirements:

Condition No.	Condition
T-6	Other permits may be required from the Division of Water for this project. If this project takes place within the floodplain, a permit may be required from the Surface Water Permits Branch. The contact person is Ron Dutta. Ron can be reached at 502/564-3410. [Clean Water Act]
A-1	[Faint text]
[Faint text]	[Faint text]

[Faint background text and graphics, including a large circular logo or seal, are visible but illegible.]

GENERAL CONDITIONS FOR WATER QUALITY CERTIFICATION

1. Measures shall be taken to prevent or control spills of fuels, lubricants, or other toxic materials used in construction from entering the watercourse.
2. All dredged material shall be removed to an upland location and/or graded on adjacent areas (so long as such areas are not regulated wetlands), to obtain original streamside elevations, i.e. overbank flooding shall not be artificially obstructed.
3. In areas not riprapped or other wise stabilized, revegetation of stream banks and riparian zones shall occur concurrently with project progression. At a minimum, revegetation will approximate pre-disturbance conditions.
4. To the maximum extent practicable, all instream work under this certification shall be performed during low flow.
5. Heavy equipment, e.g. bulldozers, backhoes, draglines, etc., if required for this project, should not be used or operated within the stream channel. In those instances where such instream work is unavoidable, then it shall be performed in such a manner and duration as to minimize resuspension of sediments and disturbance to substrates and bank or riparian vegetation.
6. Any fill or riprap including refuse fill, shall be of such composition that it will not adversely affect the biological, chemical, or physical properties of the receiving waters and/or cause violations of water quality standards. If riprap is utilized, it is to be of such weight and size that bank stress or slump conditions will not be created because of its placement.
7. If there are water supply intakes located downstream that may be affected by increased turbidity and suspended solids, the permittee shall notify the operator when work will be done.
8. Removal of existing riparian vegetation should be restricted to the minimum necessary for project construction.
9. Should evidence of stream pollution or jurisdictional wetland impairment and/or violations of water quality standards occur as a result of this activity (either from a spill or other forms of water pollution), the Kentucky Division of Water shall be notified immediately by calling 800/564-2380.



STEVEN L. BESHEAR
GOVERNOR

ENERGY AND ENVIRONMENT CABINET
DEPARTMENT FOR ENVIRONMENTAL PROTECTION
DIVISION OF WATER
200 FAIR OAKS LANE
FRANKFORT, KENTUCKY 40601
www.kentucky.gov

LEONARD K. PETERS
SECRETARY

October 16, 2009

Mr. David Waldner
KY Transportation Cabinet
200 Mero Street
Frankfort, Kentucky 40622

Re: Devils Fork Bridge
KPDES No.: KY0107930
AI No.: 102127
Morgan County, Kentucky

Dear Mr. Waldner:

Enclosed is the Kentucky Pollutant Discharge Elimination System (KPDES) permit for the above-referenced facility. This action constitutes a final permit issuance under 401 KAR 5:075, pursuant to KRS 224.16-050.

This permit will become effective on the date indicated in the attached permit provided that no request for adjudication is granted. All provisions of the permit will be effective and enforceable in accordance with 401 KAR 5:075, unless stayed by the Hearing Officer under Sections 11 and 13.

Any demand for a hearing on the permit shall be filed in accordance with the procedures specified in KRS 224.10-420, 224.10-440, 224.10-470 and any regulations promulgated thereto. Any person aggrieved by the issuance of a permit final decision may demand a hearing, pursuant to KRS 224.10-420(2), within thirty (30) days from the date of the issuance of this letter. Two (2) copies of request for hearing should be submitted in writing to the Energy and Environment Cabinet, Office of Administrative Hearings, 35-36 Fountain Place, Frankfort, Kentucky 40601 and the Commonwealth of Kentucky, Energy and Environment Cabinet, Division of Water, 200 Fair Oaks Lane, Frankfort, Kentucky 40601. For your record keeping purposes, it is recommended that these requests be sent by certified mail. The written request must conform to the appropriate statutes referenced above.

If you have any questions regarding the KPDES decision, please contact Ronnie Thompson, Operational Permits Section, Surface Water Permits Branch, at (502) 564-8158, extension 4896.

Further information on procedures and legal matters pertaining to the hearing request may be obtained by contacting the Office of Administrative Hearings at (502) 564-7312.

Sincerely,

A handwritten signature in black ink, appearing to read "Sandra L. Gruzesky".

Sandra L. Gruzesky, Director
Division of Water

SLG:TJB:tjb
Enclosure
c: Division of Water



STEVEN L. BESHEAR
GOVERNOR

ENERGY AND ENVIRONMENT CABINET
DEPARTMENT FOR ENVIRONMENTAL PROTECTION
DIVISION OF WATER
200 FAIR OAKS LANE
FRANKFORT, KENTUCKY 40601-1190
www.kentucky.gov

LEONARD K. PETERS
SECRETARY

FACT SHEET

**KENTUCKY POLLUTANT DISCHARGE ELIMINATION SYSTEM
PERMIT TO DISCHARGE TREATED WASTEWATER
INTO WATERS OF THE COMMONWEALTH**

KPDES No.: KY0107930 **Permit Writer:** Ronnie Thompson **Date:** October 16, 2009
AI No.: 102127

1. **SYNOPSIS OF APPLICATION**

a. Name and Address of Applicant

Kentucky Transportation Cabinet
200 Mero Street
Frankfort, Kentucky 40622

b. Facility Location

Devils Fork Bridge
State Road 711
Leisure, Morgan County, Kentucky

c. Description of Applicant's Operation

The Kentucky Transportation Cabinet is replacing the bridge and approaches on State Road 711 over Devils Fork due to a low bridge integrity assessment. The new bridge will be re-aligned to improve pass-ability (SIC Code 1622).

d. Production Capacity of Facility

N/A

e. Description of Existing Pollution Abatement Facilities

Runoff from this project will be treated by silt traps and sedimentation basins. The banks of Devils Fork will be protected by channel lining.

f. Permitting Action

This is a first issuance of a minor KPDES permit for a Kentucky Transportation Cabinet bridge replacement project.



KPDES No.: KY0107930
AI No.: 102127
Fact Sheet Page 2

2. **RECEIVING WATERS**

a. Name/Location

Runoff from this project discharges to Devils Fork and North Fork Licking River at latitude 38-02-39 and longitude 83-18-14.

b. Stream Segment Use Classifications

Pursuant to 401 KAR 10:026, Section 5, Devils Fork and North Fork Licking River carry the following classifications: Warmwater Aquatic Habitat, Primary/Secondary Contact Recreation, Domestic Water Supply and Outstanding State Resource Water.

c. Stream Segment Categorization

Pursuant to 401 KAR 10:030, Section 1, Devils Fork and North Fork Licking River are categorized as "Exceptional Water".

d. Stream Low Flow Condition

N/A

KPDES No.: KY0107930
AI No.: 102127
Fact Sheet Page 3

3. **PROPOSED PERMIT REQUIREMENTS**

a. Storm Water Pollution Prevention Plan (SWPPP)

The permittee shall develop a Storm Water Pollution Prevention Plan (SWPPP) and implement the SWPPP at the commencement of construction disturbance. The SWPPP shall include erosion prevention measures, sediment control measures and other site management practices necessary to prevent the discharge of sediment and other pollutants into waters of the Commonwealth that would result in those waters being degraded or non-supportive of their designed uses. Sediment control measures and other site management practices are required to be properly selected based on site-specific conditions and shall be installed and maintained to effectively minimize such discharges from storm events up to and including a 2-year, 24-hour event.

The permittee shall utilize the Kentucky 2008 Standards Specifications for Road and Bridge Construction document as a means of establishing sediment control measures, erosion control measures and other site management practices. In addition, the permittee shall implement the enhanced Best Management Practices (BMPs) contained in the supplemental data document.

b. Minimize Size and Duration of Disturbance

As a means of providing adequate protection to the receiving stream, the permittee shall minimize disturbance and the time that unstabilized areas are exposed.

c. Stabilization Requirements

Final stabilization practices on those portions of the site where construction activities have permanently ceased shall be initiated within fourteen (14) days of the date of cessation of construction activities.

Final stabilization shall be initiated on any portion of the site where construction activities have been suspended for more than 180 days. In such cases, final stabilization practices shall be implemented as soon as practical but no later than 14 days after the 180th day of suspended activity.

Temporary stabilization practices on those portions of the site where construction activities have temporarily ceased shall be initiated within fourteen (14) days of the date of cessation of construction activities.

d. Buffer Zone

Where possible, the permittee shall maintain at a minimum a 50-foot buffer zone between any disturbance and all edges of the receiving water. In areas where maintaining a buffer zone is not possible, erosion prevention measures such as erosion control mats/blankets, mulch, straw blown in and secured with tackifiers or by treading, etc., shall be implemented within 24 hours (or at the earliest possible time when external factors such as inclement weather prevent implementation) after completion of disturbance/grading or following cessation of activities.

KPDES No.: KY0107930
AI No.: 102127
Fact Sheet Page 4

4. **ANTI-DEGRADATION**

The conditions of 401 KAR 10:029, Section 1, have been satisfied by this permit action. This project has been identified in the Kentucky Transportation Cabinet's six (6) year road plan, as established in KRS 176.430. Therefore, pursuant to the requirements of 401 KAR 10:030, Section 1(3)(b)5 the permittee has demonstrated compliance with these requirements of the anti-degradation implementation procedures specified in 401 KAR 10:030.

5. **PROPOSED COMPLIANCE SCHEDULE FOR ATTAINING EFFLUENT LIMITATIONS**

The permittee will comply with all effluent limitations by the effective date of the permit.

6. **PROPOSED SPECIAL CONDITIONS WHICH WILL HAVE A SIGNIFICANT IMPACT ON THE DISCHARGE**

The Storm Water Pollution Prevention Plan (SWPPP) for this site includes enhanced BMPs developed specifically for this project.

7. **PERMIT DURATION**

Five (5) years. This facility is in the Salt/Licking Basin Management Unit as per the Kentucky Watershed Management Framework.

8. **PERMIT INFORMATION**

The application, draft permit fact sheet, public notice, comments received and additional information is available from the Division of Water at 200 Fair Oaks Lane, Frankfort, Kentucky 40601.

9. **REFERENCES AND CITED DOCUMENTS**

All material and documents referenced or cited in this fact sheet are a part of the permit information as described above and are readily available at the Division of Water Central Office. Information regarding these materials may be obtained from the person listed below.

10. **CONTACT**

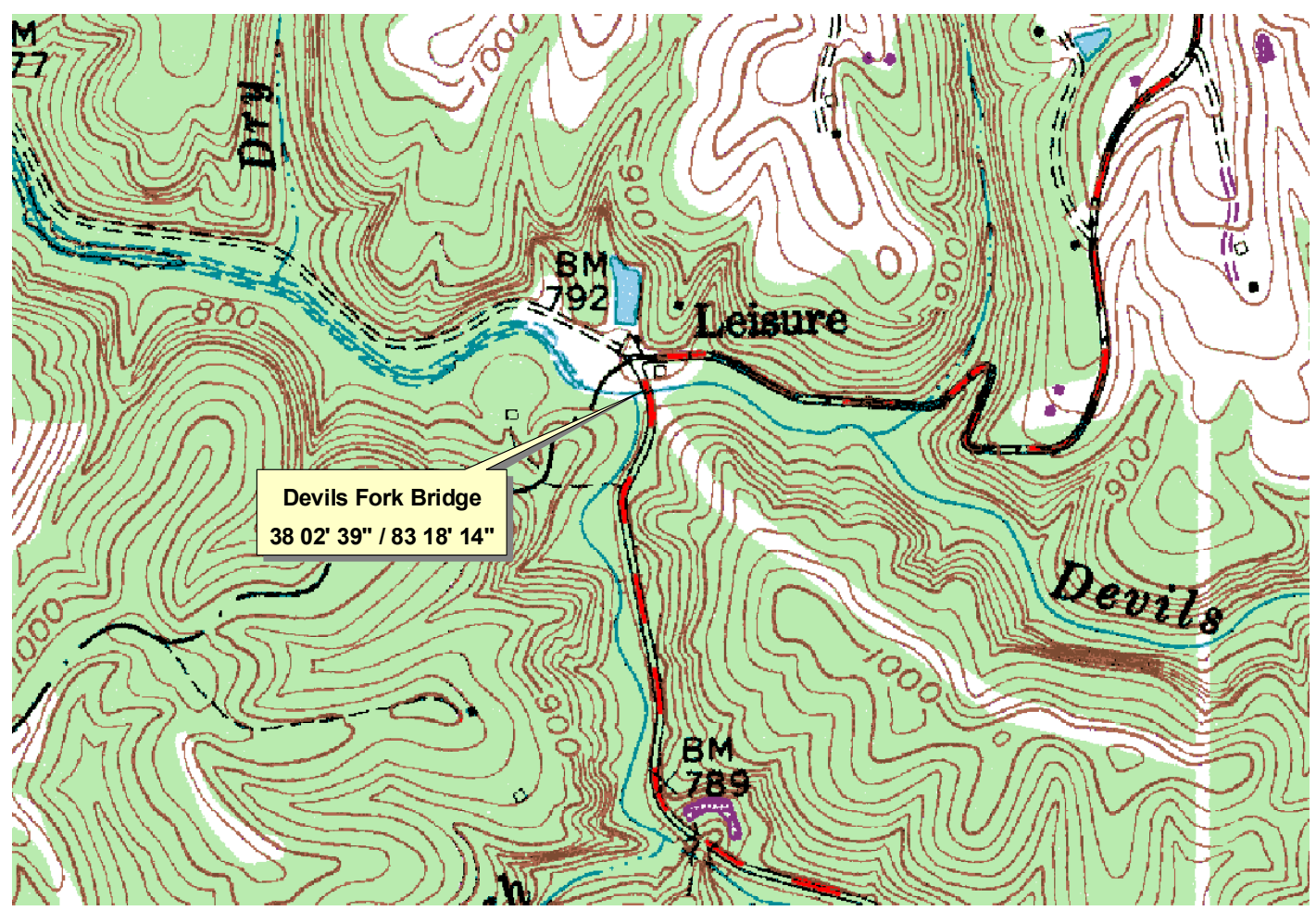
For further information on the draft permit or comment process, contact the individual identified on the Public Notice or the Permit Writer - Ronnie Thompson at (502) 564-8158, extension 4896 or e-mail Ronnie.Thompson@ky.gov.


11. **PUBLIC NOTICE INFORMATION**

Please refer to the attached Public Notice for details regarding the procedures for a final permit decision, deadline for comments, and other information required by 401 KAR 5:075, Section 4(2)(e).

KPDES No.: KY0107930
AI No.: 102127
Fact Sheet Page 5

Devils Fork Bridge





PERMIT NO.: KY0107930
AI NO.: 102127

**AUTHORIZATION TO DISCHARGE UNDER THE
KENTUCKY POLLUTANT DISCHARGE ELIMINATION SYSTEM**

Pursuant to Authority in KRS 224,

Kentucky Transportation Cabinet
200 Mero Street
Frankfort, Kentucky 40622

is authorized to discharge from a facility located at

Devils Fork Bridge
State Road 711
Leisure, Morgan County, Kentucky

to receiving waters named

Runoff from this project discharges to Devils Fork and North Fork Licking River
at latitude 38-02-39 and longitude 83-18-14.

in accordance with effluent limitations, monitoring requirements, and other conditions
set forth in PARTS I, II and III hereof. The permit consists of this cover sheet, and
PART I 2 pages, PART II 1 page and PART III 1 page.

This permit shall become effective on November 1, 2009.

This permit and the authorization to discharge shall expire at midnight,
October 31, 2014.

October 16, 2009
Date Signed

Sandra L. Gruzesky, Director
Division of Water

PART I
Page I-1
Permit No.: KY0107930
AI No.: 102127

PART I A - PERMIT REQUIREMENTS

Storm Water Pollution Prevention Plan (SWPPP)

The permittee shall develop a Storm Water Pollution Prevention Plan (SWPPP) and implement the SWPPP at the commencement of construction disturbance. The SWPPP shall include erosion prevention measures, sediment control measures and other site management practices necessary to prevent the discharge of sediment and other pollutants into waters of the Commonwealth that would result in those waters being degraded or non-supportive of their designed uses. Sediment control measures and other site management practices are required to be properly selected based on site-specific conditions and shall be installed and maintained to effectively minimize such discharges from storm events up to and including a 2-year, 24-hour event.

The permittee shall utilize the Kentucky 2008 Standards Specifications for Road and Bridge Construction document as a means of establishing sediment control measures, erosion control measures and other site management practices. In addition, the permittee shall implement the enhanced Best Management Practices (BMPs) contained in the supplemental data document.

Minimize Size and Duration of Disturbance

As a means of providing adequate protection to the receiving stream, the permittee shall minimize disturbance and the time that unstabilized areas are exposed.

Stabilization Requirements

Final stabilization practices on those portions of the site where construction activities have permanently ceased shall be initiated within fourteen (14) days of the date of cessation of construction activities.

Final stabilization shall be initiated on any portion of the site where construction activities have been suspended for more than 180 days. In such cases, final stabilization practices shall be implemented as soon as practical but no later than 14 days after the 180th day of suspended activity.

Temporary stabilization practices on those portions of the site where construction activities have temporarily ceased shall be initiated within fourteen (14) days of the date of cessation of construction activities.

Buffer Zone

Where possible, the permittee shall maintain at a minimum a 50-foot buffer zone between any disturbance and all edges of the receiving water. In areas where maintaining a buffer zone is not possible, erosion prevention measures such as erosion control mats/blankets, mulch, straw blown in and secured with tackifiers or by treading, etc., shall be implemented within 24 hours (or at the earliest possible time when external factors such as inclement weather prevent implementation) after completion of disturbance/grading or following cessation of activities.

PART I
Page I-2
Permit No.: KY0107930
AI No.: 102127

PART I B - SCHEDULE OF COMPLIANCE

The permittee shall achieve compliance with all requirements on the effective date of this permit.

PART II
Page II-1
Permit No.: KY0107930
AI No.: 102127

PART II - STANDARD CONDITIONS FOR KPDES PERMIT

This permit has been issued under the provisions of KRS Chapter 224 and regulations promulgated pursuant thereto. Issuance of this permit does not relieve the permittee from the responsibility of obtaining any other permits or licenses required by this Cabinet and other state, federal, and local agencies.

It is the responsibility of the permittee to demonstrate compliance with permit parameter limitations by utilization of sufficiently sensitive analytical methods.

The permittee is also advised that all KPDES permit conditions in KPDES Regulation 401 KAR 5:065, Section 1 will apply to all discharges authorized by this permit.

PART III
Page III-1
Permit No.: KY0107930
AI No.: 102127

PART III - OTHER REQUIREMENTS

Reopener Clause

This permit shall be modified, or alternatively revoked and reissued, to comply with any applicable effluent standard or limitation issued or approved under 401 KAR 5:050 through 5:086, if the effluent standard or limitation so issued or approved:

1. Contains different conditions or is otherwise more stringent than any effluent limitation in the permit; or
2. Controls any pollutant not limited in the permit.

The permit as modified or reissued under this paragraph shall also contain any other requirements of KRS Chapter 224 when applicable.

KYTC BMP Plan for Contract ID #####



Kentucky Transportation Cabinet

Highway District 10

And

_____ **(2), Construction**

**Kentucky Pollutant Discharge Elimination System
Permit KYR10
Best Management Practices (BMP) Plan**

Groundwater Protection Plan

For Highway Construction Activities

For

Bridge Replacement over Devils Fork (KY 711)

Contract ID #####

Six Year Plan 10-1074

Revised
4-30-09

KYTC BMP Plan for Contract ID #####

Project Information

Note – (1) = Design (2) = Construction (3) = Contractor

1. Owner – Kentucky Transportation Cabinet, District 10
2. Resident Engineer: Wes Ratliff
3. Contractor Name: (2)
 Address: (2)
 Phone number: (2)
 Contact: (2)
 Responsible Person: (3)
4. Contract ID Number: (2)
5. Route (Address): KY 711
6. Latitude/Longitude (project mid-point) 83°18'13", 38°2'40"
7. County (project mid-point): Morgan County
8. Project start date (date work will begin): (2)
9. Projected completion date: (2)

KYTC BMP Plan for Contract ID

1.0 SITE DESCRIPTION.

- 1) Nature of construction activity (from letting project description). Project is a bridge replacement project with re-alignment of the existing road to remove a sharp curve. The bridge is over Devils Fork on KY 711 in Morgan County, KY.
- 2) Order of major soil disturbing activities. (2) and (3)
- 3) Projected volume of material to be moved. 6007 cubic yards
- 4) Estimate of total project area (acres). 5.3 acres
- 5) Estimate of area to be disturbed (acres). 4.3 acres
- 6) Post construction runoff coefficient will be included in the project drainage folder. Persons needing information pertaining to the runoff coefficient will contact the resident engineer to request this information. (2)
- 7) Data describing existing soil condition. According to the 2007 Soil Survey Geographic database for Morgan County, the soils in this area are part of the Rigley-Shelocta-Gilpin-Rock Outcrop map unit. Soils in this map unit consist of sandy loam, silt loam, and silty clay loam with a moderate permeability.
- 8) Data describing existing discharge water quality (if any). Existing discharges are in the form of point discharges with little to no BMPs associated with them. (1) & (2)
- 9) Receiving water name. North Fork of the Licking River and Devils Fork
- 10) TMDLs and Pollutants of Concern in Receiving Waters. There are no TMDLs in this section of the Licking River. However, this section of Devils Fork and the North Fork of the Licking River are reference reaches, so habitat and hydrography are important.
- 11) Site Map. Project layout sheet plus the erosion control sheets in the project plans that depict Disturbed Drainage Areas (DDAs) and related information. These sheets depict the existing project conditions with areas delineated by DDA (drainage area bounded by watershed breaks and right of way limits), the storm water discharge locations (either as a point discharge or as overland flow) and the areas that drain to each discharge point. These plans define the limits of areas to be disturbed and the location of control measures. Controls will be either site specific as designated by notes on the Erosion Control sheets or will be annotated by the contractor and resident engineer before disturbance commences. The project layout sheet shows the surface waters and wetlands.
- 12) Potential sources of pollutants. The primary source of pollutants is solids that are mobilized during storm events. Other sources of pollutants include oil/fuel/grease from servicing and operating construction equipment, concrete washout water, sanitary wastes and trash/debris. (3)

2.0 SEDIMENT AND EROSION CONTROL MEASURES.

2.1 Erosion Control Sheets. Plans for highway construction projects will include erosion control sheets that depict Disturbed Drainage Areas (DDAs) and related information. These plan sheets will show the existing project conditions with areas delineated by DDA within the right of way limits, the discharge points and the areas that drain to each discharge point. Project managers and designers will analyze the DDAs and identify Best Management Practices (BMPs) that are site specific. These site specific BMPs are shown on the Erosion Control sheets.

KYTC BMP Plan for Contract ID

The balance of the standard BMPs for the project will be listed in the bid documents for selection and use by the contractor on the project with approval by the resident engineer.

Projects that do not have DDAs annotated on the erosion control sheets will employ the same concepts for development and managing BMP plans.

The following non-structural BMPs will be implemented throughout the project duration:

- Sediment control BMPs will be maintained when the sediment reaches 1/3 the depth of the BMP.
- Appropriate stock of straw ECB shall be available onsite at all times.
- Straw ECB shall be applied within 24 hours of the cessation of the land disturbing activity.
- Disturbed areas shall be stabilized prior to a rain event.
- EPSC/SWPPP inspections shall be performed at least twice a week and within 24 hours of a 0.5" or greater rain event.

2.2 Annotations. Following award of the contract, the contractor and resident engineer will annotate the erosion control sheets showing location and type of BMPs for each of the DDAs that will be disturbed at the outset of the project. This annotation will be accompanied by an order of work that reflects the order or sequence of major soil moving activities. The remaining DDAs are to be designated as "Do Not Disturb" until the contractor and resident engineer prepare the plan for BMPs to be employed. The initial BMPs shall be for the first phase (generally Clearing and Grubbing) and shall be modified as needed as the project changes phases. The BMP Plan will be modified to reflect disturbance in additional DDA's as the work progresses. All DDA's will have adequate BMPs in place before being disturbed.

2.3 Disturbed Drainage Areas. As DDAs are prepared for construction, the following will be addressed for the project as a whole or for each DDA as appropriate:

- A) Construction Access.** This is the first land-disturbing activity. As soon as construction begins, bare areas will be stabilized with straw ECB and a designated construction entrance will be installed.
- B) Sources.** At the beginning of the project, all DDAs for the project will be inspected for areas that are a source of storm water pollutants. Areas that are a source of pollutants will receive appropriate cover or BMPs to arrest the introduction of pollutants into storm water. Areas that have not been opened by the contractor will be inspected periodically (once per month) to determine if there is a need to employ BMPs to keep pollutants from entering storm water.
- C) Clearing and Grubbing.** The following BMPs will be considered and used where appropriate.
 - 1) Leaving areas undisturbed when possible.
 - 2) Silt Basins to provide silt volume for large areas.
 - 3) Silt Traps Type A for small areas.

KYTC BMP Plan for Contract ID #####

- 4) Silt Traps Type C in front of existing and drop inlets which are to be saved.
- 5) Diversion ditches to catch sheet runoff and carry it to basins or traps or to divert it around areas to be disturbed.
- 6) Brush and/or other barriers to slow and/or divert runoff.
- 7) Silt fences to catch sheet runoff on short slopes. For longer slopes, multiple rows of silt fence may be considered.
- 8) Straw ECB for areas which are not feasible for the fore mentioned types of protections.
- 9) Non-standard or innovative methods.

At the beginning of the clearing and grubbing, the Contractor will stabilize the Devils Fork banks per the Erosion Control sheets.

D) Cut and Fill and Placement of Drainage Structures. The BMP Plan will be modified to show additional BMPs such as:

- 1) Silt Traps Type B in ditches and/or drainways as they are completed.
- 2) Silt Traps Type C in front of pipes after they are placed.
- 3) Channel Lining
- 4) Erosion Control Blanket
- 5) Temporary Mulch and/or seeding for areas where construction activities will be ceased for one day or more.
- 6) Non-standard or innovative methods.

The Contractor will install the sedimentation basins per the Erosion Control sheets.

E) Profile and X-Section in Place. The BMP Plan will be modified to show elimination of BMPs which had to be removed and the addition of new BMPs as the roadway was shaped. Probable changes include:

- 1) Silt Trap Type A, Brush and/or other barriers, Temporary Mulch, and any other BMP which had to be removed for final grading to take place.
- 2) Additional Silt Traps Type B and Type C to be placed as final drainage patterns are put in place.
- 3) Additional Channel Lining and/or Erosion Control Blanket.
- 4) Straw ECB for areas where Permanent Seeding and Protection cannot be done within one day.

F) Finish Work (Paving, Seeding, Protect, etc.). A final BMP Plan will result from modifications during this phase of construction. Probable changes include:

- 1) Removal of Silt Traps Type B from ditches and drainways if they are protected with other BMPs which are sufficient to control erosion, i.e. Erosion Control Blanket or Permanent Seeding and Protection on moderate grades.
- 2) Permanent Seeding and Protection.
- 3) Placing Sod.
- 4) Planting trees and/or shrubs where they are included in the project.

G) Post Construction. BMPs including Storm Water Management Devices such as velocity dissipation devices and Karst policy BMPs to be installed during

KYTC BMP Plan for Contract ID

construction to control the pollutants in storm water discharges that will occur after construction has been completed are:

- Turf reinforcement mats: TRMs will be used in areas of concentrated flow within the project limits.
- Enhanced silt trap and stilling basin: The new drainage outlet to the North Fork of the Licking River will contain an enhanced silt trap and stilling basin. The flow coming from the outlet will proceed through the steep grade in a rock channel to a stilling basin. The basin will serve to remove the energy from the flow and allow for some solids to settle out. Just downstream of the stilling basin will be an enhanced silt trap that will collect additional sediment that may be remaining in the runoff.
- Bank stabilization with live stakings: The existing banks of Devils Fork within the project area are incised and unstable. The banks will be stabilized by sloping them back at a 2:1 slope, seeding and mulching, and covering with an erosion control blanket. This will provide temporary stabilization. During the early spring, live stakes will also be placed to provide for long term stabilization. The main vegetation selection criteria were whether they were native species and that they did not get any taller than about 20 feet to prevent any concerns with limbs falling onto the road.
- Enhanced silt trap: The flow from the extension of the existing culvert west of the bridge will be handled with a series of enhanced silt traps. These will be used to control grade, reduce velocity, and capture silt from headwaters before reaching Devils Fork.

3.0 OTHER CONTROL MEASURES.

- 1) Solid Materials. No solid materials, including building materials, shall be discharged to waters of the Commonwealth, except as authorized by a Section 404 permit.
- 2) Waste Materials. All waste materials that may leach pollutants (paint and paint containers, caulk tubes, oil/grease containers, liquids of any kind, soluble materials, etc.) will be collected and stored in appropriate covered waste containers. Waste containers shall be removed from the project site on a sufficiently frequent basis as to not allow wastes to become a source of pollution. All personnel will be instructed regarding the correct procedure for waste disposal. Wastes will be disposed in accordance with appropriate regulations. Notices stating these practices will be posted in the office.
- 3) Hazardous Waste. All hazardous waste materials will be managed and disposed of in the manner specified by local or state regulation. The contractor shall notify the Resident Engineer if there are any hazardous wastes being generated at the project site and how these wastes are being managed. Site personnel will be instructed with regard to proper storage and handling of hazardous wastes when required. The Transportation Cabinet will file for generator, registration when appropriate, with the

KYTC BMP Plan for Contract ID

Division of Waste Management and advise the contractor regarding waste management requirements.

- 4) Spill Prevention. The following material management practices will be used to reduce the risk of spills or other exposure of materials and substances to the weather and/or runoff. (3)

3.1 Good Housekeeping. The following good housekeeping practices will be followed onsite during the construction project.

- 1) An effort will be made to store only enough product required to do the job.
- 2) All materials stored onsite will be stored in a neat, orderly manner in their appropriate containers and, if possible, under a roof or other enclosure.
- 3) Products will be kept in their original containers with the original manufacturer's label.
- 4) Substances will not be mixed with one another unless recommended by the manufacturer.
- 5) Whenever possible, all of the product will be used up before disposing of the container.
- 6) Manufacturers' recommendations for proper use and disposal will be followed
- 7) The site contractor will inspect daily to ensure proper use and disposal of materials onsite.

3.2 Hazardous Products. These practices will be used to reduce the risks associated with any and all hazardous materials.

- 1) Products will be kept in original containers unless they are not re-sealable.
- 2) Original labels and material safety data sheets (MSDS) will be reviewed and retained.
- 3) Contractor will follow procedures recommended by the manufacturer when handling hazardous materials.
- 4) If surplus product must be disposed of, manufacturers' or state/local recommended methods for proper disposal will be followed.

3.3 The following product-specific practices will be followed onsite:

A) Petroleum Products. Vehicles and equipment that are fueled and maintained on site will be monitored for leaks, and receive regular preventative maintenance to reduce the chance of leakage. Petroleum products onsite will be stored in tightly sealed containers, which are clearly labeled and will be protected from exposure to weather.

The contractor shall prepare an Oil Pollution Spill Prevention Control and Countermeasure plan when the project that involves the storage of petroleum products in 55 gallon or larger containers with a total combined storage capacity of 1,320 gallons. This is a requirement of 40 CFR 112.

This project (will / will not) (3) have over 1,320 gallons of petroleum products with a total capacity, sum of all containers 55 gallon capacity and larger.

B) Fertilizers. Fertilizers will be applied at rates prescribed by the contract, standard specifications or as directed by the resident engineer. Once applied, fertilizer will be

KYTC BMP Plan for Contract ID #####

covered with mulch or blankets or worked into the soil to limit exposure to storm water. Storage will be in a covered shed. The contents of any partially used bags of fertilizer will be transferred to a sealable plastic bin to avoid spills.

- C) Paints.** All containers will be tightly sealed and stored indoors or under roof when not being used. Excess paint or paint wash water will not be discharged to the drainage or storm sewer system but will be properly disposed of according to manufacturers' instructions or state and local regulations.
- D) Concrete Truck Washout.** Concrete truck mixers and chutes will not be washed on pavement, near storm drain inlets, or within 75 feet of any ditch, stream, wetland, lake, or sinkhole. Where possible, excess concrete and wash water will be discharged to areas prepared for pouring new concrete, flat areas to be paved that are away from ditches or drainage system features, or other locations that will not drain off site. Where this approach is not possible, a shallow earthen wash basin will be excavated away from ditches to receive the wash water
- E) Spill Control Practices.** In addition to the good housekeeping and material management practices discussed in the previous sections of this plan, the following practices will be followed for spill prevention and cleanup:

- 1) Manufacturers' recommended methods for spill cleanup will be clearly posted. All personnel will be made aware of procedures and the location of the information and cleanup supplies.
- 2) Materials and equipment necessary for spill cleanup will be kept in the material storage area. Equipment and materials will include as appropriate, brooms, dust pans, mops, rags, gloves, oil absorbents, sand, sawdust, and plastic and metal trash containers.
- 3) All spills will be cleaned up immediately after discovery.
- 4) The spill area will be kept well ventilated and personnel will wear appropriate protective clothing to prevent injury from contact with a hazardous substance.
- 5) Spills of toxic or hazardous material will be reported to the appropriate state/local agency as required by KRS 224 and applicable federal law.
- 6) The spill prevention plan will be adjusted as needed to prevent spills from reoccurring and improve spill response and cleanup.
- 7) Spills of products will be cleaned up promptly. Wastes from spill clean up will be disposed in accordance with appropriate regulations. Spills will be addressed in the "dry", and will not be "washed away" to clean.

4.0 OTHER STATE AND LOCAL PLANS. This BMP plan shall include any requirements specified in sediment and erosion control plans, storm water management plans or permits that have been approved by other state or local officials. Upon submittal of the NOI, other requirements for surface water protection are incorporated by reference into and are enforceable under this permit (even if they are not specifically included in this BMP plan). This provision does not apply to master or comprehensive plans, non-enforceable guidelines or technical guidance documents that are not identified in a specific plan or permit issued for the construction site by state or local officials. (1)

KYTC BMP Plan for Contract ID #####

5.0 MAINTENANCE. The BMP plan shall include a clear description of the maintenance procedures necessary to keep the control measures in good and effective operating condition.

Maintenance of BMPs during construction shall be a result of twice a week and post rain event inspections with action being taken by the contractor to correct deficiencies within three business days.

Post-construction BMP maintenance will be a function of normal highway maintenance operations. Following final project acceptance by the cabinet, district highway crews will be responsible for identification and correction of deficiencies regarding ground cover and cleaning of storm water BMPs. Post-construction BMP maintenance will be covered in the Cabinet's sMS4 permit under MCM 5 activities.

6.0 INSPECTIONS. Inspection and maintenance practices that will be used to maintain erosion and sediment controls include the following:

- 1) All erosion prevention and sediment control measures will be inspected by the Contractor at least twice each week and within 24 hours of any rain event of one-half inch or more.
- 2) Inspections will be conducted by individuals that have received Kentucky Erosion Prevention and Sediment Control (KEPSC) training or other qualification as prescribed by the Cabinet that includes instruction relating to erosion prevention and sediment control.
- 3) Inspection reports will be written, signed, dated, and kept on file.
- 4) Temporary stabilization of disturbed areas shall be performed within 24 hours of the cessation of the land disturbing activity.
- 5) Disturbed areas shall be stabilized prior to a rain event.
- 6) Sediment control BMPs will be maintained when the sediment reaches 1/3 the depth of the BMP.
- 7) All measures will be maintained in good working order; if a repair is necessary, it will be initiated within 24 hours of being reported and completed within three days.
- 8) Silt fences will be inspected for bypassing, overtopping, undercutting, depth of sediment, tears, and to ensure attachment to secure posts.
- 9) Diversion dikes and berms will be inspected and any breaches promptly repaired. Areas that are eroding or scouring will be repaired and re-seeded / mulched as needed.
- 10) Temporary and permanent seeding and mulching will be inspected for bare spots, washouts, and healthy growth. Bare or eroded areas will be repaired as needed.
- 11) All material storage and equipment servicing areas that involve the management of bulk liquids, fuels, and bulk solids will be inspected weekly for conditions that represent a release or possible release of pollutants to the environment.

7.0 NON-STORM WATER DISCHARGES. It is expected that non-storm water discharges may occur from the site during the construction period. Examples of non-storm water discharges include:

- 1) Water from water line flushings.
- 2) Water from cleaning concrete trucks and equipment.

KYTC BMP Plan for Contract ID #####

- 3) Pavement wash waters (where no spills or leaks of toxic or hazardous materials have occurred).
- 4) Uncontaminated groundwater and rain water (from dewatering during excavation).

All non-storm water discharges will be directed to one of the sediment basins or to a filter fence enclosure in a flat vegetated infiltration area or be filtered via another approved commercial product.

8.0 GROUNDWATER PROTECTION PLAN.

This plan serves as the groundwater protection plan as required by 401 KAR 5:037.

Contractor’s statement: (3)

The following activities, as enumerated by 401 KAR 5:037 Section 2, require the preparation and implementation of a groundwater protection plan, and will or may be conducted as part of this construction project: (2)

_____ (e) Land treatment or land disposal of a pollutant;

_____ (f) Storing, treating, disposing, or related handling of hazardous waste, solid waste or special waste, or special waste in landfills, incinerators, surface impoundments, tanks, drums, or other containers, or in piles, (This does not include wastes managed in a container placed for collection and removal of municipal solid waste for disposal off site);

_____ (g) Handling of materials in bulk quantities (equal or greater than 55 gallons or 100 pounds net dry weight transported held in an individual container) that, if released to the environment, would be a pollutant;

_____ (j) Storing or related handling of road oils, dust suppressants, or deicing agents at a central location;

_____ (k) Application or related handling of road oils, dust suppressants or deicing materials, (does not include use of chloride-based deicing materials applied to roads or parking lots);

_____ (m) Installation, construction, operation, or abandonment of wells, bore holes, or core holes, (this does not include bore holes for the purpose of explosive demolition);

Or, check the following only if there are no qualifying activities

_____ There are no activities for this project as listed in 401 KAR 5:037 Section 2 that require the preparation and implementation of a groundwater protection plan.

The Contractor is responsible for the preparation of a plan that addresses the 401 KAR 5:037 Section 3. (3)

KYTC BMP Plan for Contract ID #####

Elements of a site specific groundwater protection plan include:

- (a) General information about the project: provided in the Project information;
- (b) Activities that require a groundwater protection plan: identified above;
- (c) Practices that will protect groundwater from pollution: provided in Section 3 – Other Control Measures.
- (d) Implementation schedule – all practices required to prevent pollution of groundwater are to be in place prior to conducting the activity;
- (e) Training: all employees of the contractor, sub-contractor and construction inspection personnel will be trained to understand the nature and requirements of this plan as they pertain to their job function(s). Training will be accomplished within one week of employment and annually thereafter. A record of training will be maintained by the contractor with a copy provide to the resident engineer.
- (f) Groundwater plan activities will be inspected during the EPSC inspections.
- (g) Certification (see signature page.)

KYTC BMP Plan for Contract ID #####

Contractor and Resident Engineer Plan Certification

The contractor that is responsible for implementing this BMP plan is identified in the Project Information section of this plan.

The following certification applies to all parties that are signatory to this BMP plan:

I certify under penalty of law that this document and all attachments were prepared under my direction or supervision in accordance with a system designed to assure that qualified personnel properly gathered and evaluated the information submitted. Based on my inquiry of the person or persons who manage the system, or those persons directly responsible for gathering the information, the information submitted is, to the best of my knowledge and belief, true, accurate, and complete. I am aware that there are significant penalties for submitting false information, including the possibility of fine and imprisonment for knowing violations. Further, this plan complies with the requirements of 401 KAR 5:037. By this certification, the undersigned state that the individuals signing the plan have reviewed the terms of the plan and will implement its provisions as they pertain to ground water protection.

Contractor and Resident Engineer Certification:

(3)
Signed _____ title _____ , _____
typed or printed name¹ signature

(2)
Signed _____ title _____ , _____
typed or printed name² signature

1. *Contractors Note: to be signed by a person who is the owner, a responsible corporate officer, a general partner or the proprietor or a person designated to have the authority to sign reports by such a person in accordance with 401 KAR 5:060 Section 9. This delegation shall be in writing to: Manager, KPDES Branch, Division of Water, 300 Fair Oaks Lane, Frankfort Kentucky 40601. Reference the Contract ID number and KPDES number when one has been issued.*
2. *KYTC Note: to be signed by the Chief District Engineer or a person designated to have the authority to sign reports by such a person (usually the resident engineer) in accordance with 401 KAR 5:060 Section 9. This delegation shall be in writing to: Manager, KPDES Branch, Division of Water, 300 Fair Oaks Lane, Frankfort Kentucky 40601. Reference the Contract ID number and KPDES number when one has been issued.*

KYTC BMP Plan for Contract ID #####

Sub-Contractor Certification

The following sub-contractor shall be made aware of the BMP plan and shall be responsible for implementation of BMPs identified in this plan as follows:

Subcontractor Name:

Address:

Phone:

The part of BMP plan this subcontractor is responsible to implement is:

I certify under penalty of law that I understand the terms and conditions of the general Kentucky Pollutant Discharge Elimination System permit that authorizes the storm water discharges, the BMP plan that has been developed to manage the quality of water to be discharged as a result of storm events associated with the construction site activity and management of non-storm water pollutant sources identified as part of this certification.

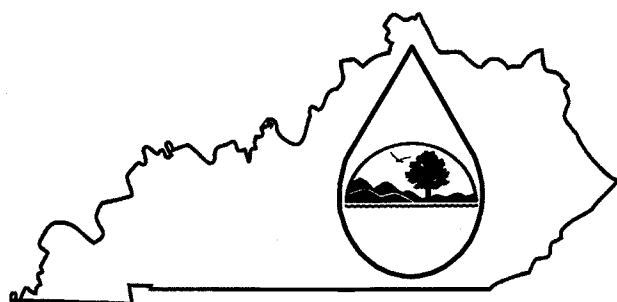
Signed _____ title _____ , _____
typed or printed name *signature*

- 1. Sub Contractor Note: To be signed by a person who is the owner, a responsible corporate officer, a general partner or the proprietor or a person designated to have the authority to sign reports by such a person in accordance with 401 KAR 5:060 Section 9. This delegation shall be in writing to: Manager, KPDES Branch, Division of Water, 300 Fair Oaks Lane, Frankfort Kentucky 40601. Reference the Contract ID number and KPDES number when one has been issued.*

KPDES FORM 1

KENTUCKY POLLUTANT DISCHARGE ELIMINATION SYSTEM

PERMIT APPLICATION



This is an application to: (check one)

- Apply for a new permit.
- Apply for reissuance of expiring permit.
- Apply for a construction permit.
- Modify an existing permit.

Give reason for modification under Item II.A.

A complete application consists of this form and one of the following:

Form A, Form B, Form C, Form F, or Form SC

For additional information contact:

KPDES Branch (502) 564-3410

I. FACILITY LOCATION AND CONTACT INFORMATION	AGENCY USE								
---	------------	--	--	--	--	--	--	--	--

A. Name of Business, Municipality, Company, Etc. Requesting Permit Kentucky Transportation Cabinet	
B. Facility Name and Location	C. Primary Mailing Address (all facility correspondence will be sent to this address). Include owner's mailing address (if different) in D.
Facility Location Name: KY 711 over Devils Fork in Morgan County, KY	Facility Contact Name and Title: Mr. <input checked="" type="checkbox"/> Ms. <input type="checkbox"/> David M. Waldner, P.E.
Facility Location Address (i.e. street, road, etc., not P.O. Box): KY 711 over Devils Fork River	Mailing Address: 200 Mero Street
Facility Location City, State, Zip Code: 2.9 Miles NW of Jct KY-7 and KY711	Mailing City, State, Zip Code: Frankfort, KY 40622
D. Owner's name (if not the same as in part A and C): N/A	Facility Contact Telephone Number: (502) 564-7250
Owner's Mailing Address: N/A	Owner's Telephone Number (if different): N/A

II. FACILITY DESCRIPTION

A. Provide a brief description of activities, products, etc: This project is located in Morgan County, Kentucky and will consist of replacing the structurally deficient bridge over Devils Fork on KY - 711.

B. Standard Industrial Classification (SIC) Code and Description			
Principal SIC Code & Description:	1622 - Bridge Construction		
Other SIC Codes:	1611 - Linear Projects	N/A	N/A

III. FACILITY LOCATION

A. Attach a U.S. Geological Survey 7 1/2 minute quadrangle map for the site. (See instructions) Quad Name: Wrigley	
B. County where facility is located: Morgan	City where facility is located (if applicable):
C. Body of water receiving discharge: North Fork of Licking River	
D. Facility Site Latitude (degrees, minutes, seconds): 38°02'39"N	Facility Site Longitude (degrees, minutes, seconds): 83°18'14"W
E. Method used to obtain latitude & longitude (see instructions): Topographic Map Coordinates	
F. Facility Dun and Bradstreet Number (DUNS #) (if applicable): N/A	

IV. OWNER/OPERATOR INFORMATION	
A. Type of Ownership: <input type="checkbox"/> Publicly Owned <input type="checkbox"/> Privately Owned <input checked="" type="checkbox"/> State Owned <input type="checkbox"/> Both Public and Private Owned <input type="checkbox"/> Federally owned	
B. Operator Contact Information (See instructions)	
Name of Treatment Plant Operator: N/A	Telephone Number: N/A
Operator Mailing Address (Street): N/A	
Operator Mailing Address (City, State, Zip Code): N/A	
Is the operator also the owner? Yes <input type="checkbox"/> No <input type="checkbox"/>	Is the operator certified? If yes, list certification class and number below. Yes <input type="checkbox"/> No <input type="checkbox"/>
Certification Class: N/A	Certification Number: N/A

V. EXISTING ENVIRONMENTAL PERMITS		
Current NPDES Number: N/A	Issue Date of Current Permit: N/A	Expiration Date of Current Permit: N/A
Number of Times Permit Reissued: N/A	Date of Original Permit Issuance: N/A	Sludge Disposal Permit Number: N/A
Kentucky DOW Operational Permit #: N/A	Kentucky DSMRE Permit Number(s): N/A	N/A

Which of the following additional environmental permit/registration categories will also apply to this facility?

CATEGORY	EXISTING PERMIT WITH NO.	PERMIT NEEDED WITH PLANNED APPLICATION DATE
Air Emission Source	N/A	N/A
Solid or Special Waste	N/A	N/A
Hazardous Waste - Registration or Permit	N/A	N/A

VI. DISCHARGE MONITORING REPORTS (DMRs)

KPDES permit holders are required to submit DMRs to the Division of Water on a regular schedule (as defined by the KPDES permit). Information in this section serves to specifically identify the name and telephone number of the DMR official and the DMR mailing address (if different from the primary mailing address in Section I.C).

A. DMR Official (i.e., the department, office or individual designated as responsible for submitting DMR forms to the Division of Water):	Mr. Dave Harmon
DMR Official Telephone Number:	502-564-7250

B. DMR Mailing Address:	
<ul style="list-style-type: none"> Address the Division of Water will use to mail DMR forms (if different from mailing address in Section I.C), or Contact address if another individual, company, laboratory, etc. completes DMRs for you; e.g., contract laboratory address. 	
DMR Mailing Name:	N/A
DMR Mailing Address:	N/A
DMR Mailing City, State, Zip Code:	N/A


VII. APPLICATION FILING FEE

KPDES regulations require that a permit applicant pay an application filing fee equal to twenty percent of the permit base fee. Please examine the base and filing fees listed below and in the Form 1 instructions and enclose a check payable to "Kentucky State Treasurer" for the appropriate amount (for permit renewals, please include the KPDES permit number on the check to ensure proper crediting). Descriptions of the base fee amounts are given in the "General Instructions."

Facility Fee Category: N/A	Filing Fee Enclosed: \$0
-----------------------------------	---------------------------------

VIII. CERTIFICATION

I certify under penalty of law that this document and all attachments were prepared under my direction or supervision in accordance with a system designed to assure that qualified personnel properly gather and evaluate the information submitted. Based on my inquiry of the person or persons who manage the system, or those persons directly responsible for gathering the information, the information submitted is, to the best of my knowledge and belief, true, accurate, and complete. I am aware that there are significant penalties for submitting false information, including the possibility of fine and imprisonment for knowing violations.

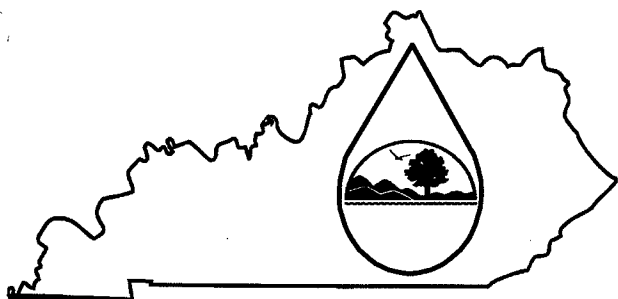
NAME AND OFFICIAL TITLE (type or print): Mr. <input checked="" type="checkbox"/> Ms. <input type="checkbox"/> David M. Waldner, Director of DEA	TELEPHONE NUMBER (area code and number): 502-564-7250
SIGNATURE 	DATE: 5-12-09

Return completed application form and attachments to: **KPDES Branch, Division of Water, Frankfort Office Park, 14 Reilly Road, Frankfort, KY 40601. Direct questions to: KPDES Branch at (502) 564-3410.**

KPDES FORM F

KENTUCKY POLLUTANT DISCHARGE ELIMINATION SYSTEM

PERMIT APPLICATION



A complete application consists of this form and Form 1.
For additional information, Contact KPDES Branch, (502) 564-3410.

I. OUTFALL LOCATION				AGENCY USE						
----------------------------	--	--	--	------------	--	--	--	--	--	--

For each outfall list the latitude and longitude of its location to the nearest 15 seconds and name the receiving water.

A. Outfall Number	B. Latitude or Station	C. Longitude or Offset	D. Receiving Water (name)	D. Receiving Water use Classification
1	19+85	22 feet to the left	N. Fork of Licking River	Warm Aquatic Habitat, Primary and Secondary Contact Recreation, Domestic Water Supply
2	22+00	25 feet to the left	N. Fork of Licking River	Warm Aquatic Habitat, Primary and Secondary Contact Recreation, Domestic Water Supply
3	23+67	32 feet to the left	Devils Fork	Exceptional Waters/ Reference Reach
4	24+00	40 feet to the left	Devils Fork	Exceptional Waters/ Reference Reach
5	26+59	30 feet to the right	Devils Fork	Exceptional Waters/ Reference Reach
6	29+05	75 feet to the right	Devils Fork	Exceptional Waters/ Reference Reach

II. IMPROVEMENTS

A. Are you now required by any federal, state, or local authority to meet any implementation schedule for the construction, upgrading or operation of wastewater treatment equipment or practices or any other environmental programs which may affect the discharges described in this application? This includes, but is not limited to, permit conditions, administrative or enforcement orders, enforcement compliance schedule letters, stipulations, court orders, and grant or loan conditions.

1. Identification of Conditions, Agreements, Etc.	2. Affected Outfalls		3. Brief Description of Project	4. Final Compliance Date	
	No.	Source of Discharge		a. req.	b. proj.
N/A	N/A	N/A	N/A	N/A	N/A

B. You may attach additional sheets describing any additional water pollution (or other environmental projects which may affect your discharges) you now have under way or which you plan. Indicate whether each program is now under way or planned, and indicate your actual or planned schedules for construction.

III. SITE DRAINAGE MAP

Attach a site map showing topography (or indicating the outline of drainage areas served by the outfall(s) covered in the application if a topographic map is unavailable) depicting the facility including: each of its intake and discharge structures; the drainage area of each storm water outfall; paved areas and buildings within the drainage area of each storm water outfall, each know past or present areas used for outdoor storage or disposal of significant materials, each existing structural control measure to reduce pollutants in storm water runoff, materials loading and access areas, areas where pesticides, herbicides, soil conditioners and fertilizers are applied; each of its hazardous waste treatment, storage of disposal units (including each area not required to have a RCRA permit which is used for accumulating hazardous waste under 40 CFR 262.34); each well where fluids from the facility are injected underground; springs, and other surface water bodies which receive storm water discharges from the facility.

IV. NARRATIVE DESCRIPTION OF POLLUTANT SOURCES

A. For each outfall, provide an estimate of the area (include units) of impervious surfaces (including paved areas and building roofs) drained to the outfall, and an estimate of the total surface area drained by the outfall.

Outfall Number	Area of Impervious Surface (provide units)	Total Area Drained (provide units)	Outfall Number	Area of Impervious Surface (provide units)	Total Area Drained (provide units)
#1	0.022 Ac	4.35 Ac	#4	0.160 Ac	0.353 Ac
#2	0.069 Ac	0.854 Ac	#5	0.147 Ac	14.2 Ac
#3	0.039 Ac	0.141 Ac	#6	0.077 Ac	9.56 Ac

B. Provide a narrative description of significant materials that are currently or in the past three years have been treated, stored or disposed in a manner to allow exposure to storm water; method of treatment, storage, or disposal; past and present materials management practices employed to minimize contact by these materials with storm water runoff; materials loading and access areas; and the location, manner, and frequency in which pesticides, herbicides, soil conditioners, and fertilizers are applied.

During the construction of roadways and bridges, the main pollutant of concern is sediment associated with land disturbing activities. Typical pollutants associated with a roadway and bridge once they are in use include the following:

- Heavy metals from tire tread and brake linings
- pH from road treatment operations during freezing weather
- Petrochemicals from auto leaks
- TSS from dirt and debris that is transported by tires

The associated BMP Template and Supplemental Data discuss how these pollutants will be addressed.

C. For each outfall, provide the location and a description of existing structural and nonstructural control measures to reduce pollutants in storm water runoff; and a description of the treatment the storm water receives, including the schedule and type of maintenance for control and treatment measures and the ultimate disposal of any solid or fluid wastes other than by discharge.

Outfall Number	Treatment	List Codes from Table F-1
#1	Existing outfall, receives minimal drainage from site. Grass swale post-construction	4 - A
#2	Sedimentation basin EPSC and enhanced silt trap and stilling basin post-construction	4 - A
#3	Minimal drainage; grass swales and outlet stabilization at creek post-construction	4 - A
#4	Sedimentation basin EPSC and turf reinforcement mat swales post-construction	4 - A
#5	Sedimentation basin EPSC and enhanced silt trap and turf reinforcement mat swales post-construction	4 - A
#6	Existing outfall, receives minimal drainage from site. Grass swale post-construction	4 - A

V. NON-STORM WATER DISCHARGES

A. I certify under penalty of law that the outfall(s) covered by this application have been tested or evaluated for the presence of non-storm water discharges, and that all non-storm water discharges from these outfall(s) are identified in either an accompanying Form C or Form SC application for the outfall.

Name and Official Title (type or print)	Signature	Date Signed
David M. Waldner, Director of DEA		

B. Provide a description of the method used, the date of any testing, and the onsite drainage points that were directly observed during a test.

N/A

VI. SIGNIFICANT LEAKS OR SPILLS

Provide existing information regarding the history of significant leaks or spills of toxic or hazardous pollutants at the facility in the last three years, including the approximate date and location of the spill or leak, and the type and amount of material released.

N/A. Construction project.

VII. DISCHARGE INFORMATION

A,B,C, & D: See instructions before proceeding. Complete one set of tables for each outfall. Annotate the outfall number in the space provided. Tables F-1, F-2, and F-3 are included on separate pages.

E: Potential discharges not covered by analysis - is any toxic pollutant listed in Table F-2, F-3, or F-4, a substance which you currently use or manufacture as an intermediate or final product or by product.

- Yes (list all such pollutants below) No (go to Section IX)

N/A. Construction project.

VIII. BIOLOGICAL TOXICITY TESTING DATA

Do you have any knowledge or reason to believe that any biological test for acute or chronic toxicity has been made on any of your discharges or on a receiving water in relation to your discharge within the last 3 years?

- Yes (list all such results below) No (go to Section IX)

N/A. Construction project.

IX. CONTRACT ANALYSIS INFORMATION


Were any of the analyses reported in item VII performed by a contract laboratory or consulting firm?

- Yes (list the name, address and telephone number of, and pollutants analyzed by each such laboratory or firm below; use additional sheets if necessary).
 No (go to Section IX)

A. Name	B. Address	C. Area Code & Phone No.	D. Pollutants Analyzed
N/A	N/A	N/A	N/A

X. CERTIFICATION

I certify under penalty of law that this document and all attachments were prepared under my direction or supervision in accordance with a system designed to assure that qualified personnel properly gather and evaluate the information submitted. Based on my inquiry of the person or persons who manage the system or those persons directly responsible for gathering the information, the information submitted is, to the best of my knowledge and belief, true, accurate, and complete. I am aware that there are significant penalties for submitting false information including the possibility of fine and imprisonment for knowing violations.

NAME & OFFICIAL TITLE (type or print)	AREA CODE AND PHONE NO.
Mr. X Ms. <input type="checkbox"/> David M. Waldner	502-564-7250
SIGNATURE	DATE SIGNED
	5-12-09

VII. DISCHARGE INFORMATION			OUTFALL NO:			
Part A - You must provide the results of at least one analysis for every pollutant in this table. Complete one table for each outfall. See instructions for additional details.						
Pollutant and CAS Number (if available)	Maximum Values (include units)		Average Values (include units)		Number of Storm Events Sampled	Sources of Pollutants
	Grab Sample Taken During 1 st 20 Minutes	Flow-weighted Composite	Grab Sample Taken During 1 st 20 Minutes	Flow-weighted Composite		
Oil and Grease		N/A				
Biological Oxygen Demand BOD ₅						
Chemical Oxygen Demand (COD)						
Total Suspended Solids (TSS)						
Total Kjeldahl Nitrogen						
Nitrate plus Nitrite Nitrogen						
Total Phosphorus						
pH	Minimum	Maximum	Minimum	Maximum		

Part B - List each pollutant that is limited in an effluent guideline which the facility is subject to or any pollutant listed in the facility's KPDES permit for its process wastewater (if the facility is operating under an existing KPDES permit). Complete one table for each outfall. See the instructions for additional details and requirements.

Pollutant and CAS Number (if available)	Maximum Values (include units)		Average Values (include units)		Number of Storm Events Sampled	Sources of Pollutants
	Grab Sample Taken During 1 st 20 Minutes	Flow-weighted Composite	Grab Sample Taken During 1 st 20 Minutes	Flow-weighted Composite		

SYP8161

12 MAR 2009

**KENTUCKY TRANSPORTATION CABINET
COMMUNICATING ALL PROMISES (CAP)**

<u>Item No.</u>	10 - 1074	<u>Project Mgr.</u>	CORBETT CAUDILL	
<u>CAP #</u>	<u>Date of Promise</u>	<u>Promise made to:</u>	<u>County</u>	<u>Route</u>
1	11-MAR-09	Division of Water	MORGAN	KY-711
<u>CAP Description</u>	Left station 20+00 to 23+50			
PLEASE LEAVE ALL TREES POSSIBLE ALONG THE NORTH FORK LICKING RIVER. THIS IS REQUIRED IN OUR KPDES PERMIT				

PART II
SPECIFICATIONS AND STANDARD DRAWINGS

SPECIFICATIONS REFERENCE

Any reference in the plans or proposal to the *Standard Specifications for Road and Bridge Construction, Edition of 2004*, and *Standard Drawings, Edition of 2000* are superseded by *Standard Specifications for Road and Bridge Construction, Edition of 2008* and *Standard Drawings, Edition of 2003 with the 2008 Revision*.

**Supplemental Specifications to The Standard Specifications
for Road and Bridge Construction, 2008 Edition**
(Effective with the July 24, 2009 Letting)

<p>SUBSECTION: REVISION:</p>	<p>101.02 Abbreviations. Insert the following abbreviation and text into the section: KEPSC Kentucky Erosion Prevention and Sediment Control</p>
<p>SUBSECTION: REVISION:</p>	<p>101.03 Definitions. Replace the definition for Specifications – <i>Special Provisions</i> with the following: Additions and revisions to the Standard and Supplemental Specifications covering conditions peculiar to and individual project.</p>
<p>SUBSECTION: REVISION:</p>	<p>102.07.01 General. Replace the first sentence with the following: Submit the Bid Proposal on forms furnished on the Department internet website (http://transportation.ky.gov/contract/), including the Bid Packet and disk created from the Expedite Bidding Program.</p>
<p>SUBSECTION: REVISION:</p>	<p>102.07.02 Computer Bidding. Replace the first paragraph with the following: Subsequent to ordering a Bid Proposal for a specific project, use the Department’s Expedite Bidding Program on the internet website of the Department of Highways, Division of Construction Procurement (http://transportation.ky.gov/contract/). Download the bid file from the Department’s website to prepare a Bid Proposal for submission to the Department. Include the completed Bid Packet produced by the Expedite Bidding Program and submit it along with the disk created by said program. Replace the second paragraph with the following: In case of a dispute, the printed Bid Proposal and bid item sheets created by the Expedite Bidding Program take precedence over any bid submittal.</p>
<p>SUBSECTION: REVISION:</p>	<p>102.08 IRREGULAR BID PROPOSALS. Replace point four of the first paragraph with the following: 4) fails to submit a disk created from the Expedite Bidding Program. Replace point one of the second paragraph with the following: 1) when the Bid Proposal is on a form other than that furnished by the Department or printed from other than the Expedite Bidding Program, or when the form is altered or any part is detached; or</p>
<p>SUBSECTION: REVISION:</p>	<p>103.02 AWARD OF CONTRACT. Replace the first sentence of the third paragraph with the following: The Department will normally award the Contract within 10 working days after the date of receiving Bid Proposals unless the Department deems it best to hold the Bid Proposals of any or all bidders for a period not to exceed 60 calendar days for final disposition of award.</p>

**Supplemental Specifications to The Standard Specifications
for Road and Bridge Construction, 2008 Edition**
(Effective with the July 24, 2009 Letting)

<p>SUBSECTION: 105.12 FINAL INSPECTION AND ACCEPTANCE OF WORK. REVISION:</p>	<p>Insert the following paragraphs after the first paragraph:</p> <p>Notify the Engineer when all electrical items are complete. A notice of the electrical work completion shall be made in writing to the Contractor. Electrical items will be inspected when the electrical work is complete and are not subject to waiting until the project as a whole has been completed. The Engineer will notify the Division of Traffic Operations within 3 days that all electrical items are complete and ready for a final inspection. A final inspection will be completed within 90 days after the Engineer notifies the Division of Traffic Operations of the electrical work completion.</p> <p>Energize all electrical items prior to notifying the Engineer that all electrical items are complete. Electrical items must remain operational until the Division of Traffic Operations has inspected and accepted the electrical portion of the project. Payment for the electrical service is the responsibility of the Contractor from the time the electrical items are energized until the Division of Traffic Operations has accepted the work.</p> <p>Complete all corrective work within 90 calendar days of receiving the original electrical inspection report. Notify the Engineer when all corrective work is complete. The Engineer will notify the Division of Traffic Operations that the corrective work has been completed and the project is ready for a follow-up inspection. Upon re-inspection, if additional corrective work is required, complete within the same 90 calendar day allowance. The Department will not include time between completion of the corrective work and the follow up electrical inspection(s). The 90 calendar day allowance is cumulative regardless of the number of follow-up electrical inspections required.</p> <p>The Department will assume responsibility for the electrical service on a project once the Division of Traffic Operations gives final acceptance of the electrical items on the project. The Department will also assume routine maintenance of those items. Any damage done to accepted electrical work items by other Contractors shall be the responsibility of the Prime Contractor. The Department will not be responsible for repairing damage done by other contractors during the construction of the remaining project.</p> <p>Failure to complete the electrical corrective work within the 90 calendar day allowance will result in penalties assessed to the project. Penalties will be assessed at ½ the rate of liquidated damages established for the contract.</p> <p>Delete the fifth paragraph from the section.</p>
<p>SUBSECTION: 105.13 CLAIM RESOLUTION PROCESS. REVISION:</p>	<p>Delete the last paragraph from the section.</p>
<p>SUBSECTION: 106.10 FIELD WELDER CERTIFICATION REQUIREMENTS. REVISION:</p>	<p>Insert the following sentence before the first sentence of the first paragraph:</p> <p>All field welding must be performed by a certified welder unless otherwise noted.</p>
<p>SUBSECTION: 112.03.11 Temporary Pavement Markings. PART: B) Placement and Removal of Temporary Striping. REVISION:</p>	<p>Replace the 2nd sentence of the first paragraph with the following:</p> <p>On interstates and parkways, and other roadways approved by the State Highway Engineer, install pavement striping that is 6 inches in width.</p>
<p>SUBSECTION: 112.03.12 Project Traffic Coordinator (PTC). REVISION:</p>	<p>Add the following at the end of the subsection:</p> <p>After October 1, 2008 the Department will require the PTC to have successfully completed the applicable qualification courses. Personnel that have not successfully completed the applicable courses by that date will not be considered qualified. Prior to October 1, 2008, conform to Subsection 108.06 A) and ensure the designated PTC has sufficient skill and experience to properly perform the task.</p>

**Supplemental Specifications to The Standard Specifications
for Road and Bridge Construction, 2008 Edition**
(Effective with the July 24, 2009 Letting)

SUBSECTION: REVISION:	206.03.02 Embankment Replace the last paragraph with the following: When rock roadbed is specified, construct the upper 2 feet of the embankment according to Subsection 204.03.09 A).
SUBSECTION: REVISION:	213.03.03 Inspection and Maintenance. Insert the following paragraph after the second paragraph: When the Contractor is required to obtain the KPDES permit, it is their responsibility to ensure compliance with the inspection and maintenance requirements of the permit. The Engineer will perform verification inspections a minimum of once per month and within 7 days of a ½ inch or greater rainfall event. The Engineer will document these inspections using Form TC 63-61 A. The Engineer will provide copies of the inspection only when improvements to the BMP's are required. Verification inspections performed by the Engineer do not relieve the Contractor of any responsibility for compliance with the KPDES permit. Initiate corrective action within 24 hours of any noted deficiency and complete the work within 5 days.
SUBSECTION: PART: REVISION:	213.03.05 Temporary Control Measures. F) Temporary Mulch. Replace the last sentence with the following: Place temporary mulch to an approximate 2-inch loose depth (2 tons per acre) and anchor it into the soil by mechanically crimping it into the soil surface or applying tackifier to provide a protective cover. Regardless of the anchoring method used, ensure the protective cover holds until disturbance is required or permanent controls are in installed.
SUBSECTION: REVISION:	303.05 PAYMENT. Replace the second paragraph of the section with the following: The Department will make payment for Drainage Blanket-Type II (ATDB) according to the Lot Pay Adjustment Schedule for Specialty Mixtures in Section 402.
SUBSECTION: PART: REVISION:	401.02.04 Special Requirements for Dryer Drum Plants. F) Production Quality Control. Replace the first sentence with the following: Stop mixing operations immediately if, at any time, a failure of the automatic electronic weighing system of the aggregate feed, asphalt binder feed, or water injection system control occurs.
SUBSECTION: REVISION:	401.02.04 Special Requirements for Dryer Drum Plants. Add the following: Part G) Water Injection System. Provided each system has prior approval as specified in Subsection 402.01.01, the Department will allow the use of water injection systems for purposes of foaming the asphalt binder and lowering the mixture temperature for production of Warm Mix Asphalt (WMA). Ensure the equipment for water injection meets the following requirements: 1) Injection equipment computer controls are automatically coupled to the plants controls (manual operation is not permitted); 2) Injection equipment has variable controls that introduce water ratios based on production rates of mixtures; 3) Injects water into the flow of asphalt binder prior to contacting the aggregate; 4) Provides alarms on the water injection system that operate when the flow of water is interrupted or deviates from the prescribed water rate.
SUBSECTION: REVISION:	401.03.01 Preparation of Mixtures. Replace the last sentence of the second paragraph with the following: Do not use asphalt binder while it is foaming in a storage tank.

**Supplemental Specifications to The Standard Specifications
for Road and Bridge Construction, 2008 Edition**
(Effective with the July 24, 2009 Letting)

<p>SUBSECTION: 401.03.01 Preparation of Mixtures. REVISION: Replace the third paragraph and Mixing and Laying Temperature table with the following:</p> <p>Maintain the temperature of the component materials and asphalt mixture within the ranges listed in the following table:</p>	<table border="1" style="width: 100%; border-collapse: collapse;"> <thead> <tr> <th colspan="4" style="text-align: center;">MIXING AND LAYING TEMPERATURES (°F)</th> </tr> <tr> <th colspan="2" style="text-align: left;">Material</th> <th style="text-align: center;">Minimum</th> <th style="text-align: center;">Maximum</th> </tr> </thead> <tbody> <tr> <td colspan="2">Aggregates</td> <td style="text-align: center;">240</td> <td style="text-align: center;">330</td> </tr> <tr> <td colspan="2">Aggregates used with Recycled Asphalt Pavement (RAP)</td> <td style="text-align: center;">240</td> <td style="text-align: center;">—</td> </tr> <tr> <td rowspan="2">Asphalt Binders</td> <td>PG 64-22</td> <td style="text-align: center;">230</td> <td style="text-align: center;">330</td> </tr> <tr> <td>PG 76-22</td> <td style="text-align: center;">285</td> <td style="text-align: center;">350</td> </tr> <tr> <td rowspan="4">Asphalt Mixtures at Plant (Measured in Truck)</td> <td>PG 64-22 HMA</td> <td style="text-align: center;">250</td> <td style="text-align: center;">330</td> </tr> <tr> <td>PG 76-22 HMA</td> <td style="text-align: center;">310</td> <td style="text-align: center;">350</td> </tr> <tr> <td>PG 64-22 WMA</td> <td style="text-align: center;">230</td> <td style="text-align: center;">275</td> </tr> <tr> <td>PG 76-22 WMA</td> <td style="text-align: center;">250</td> <td style="text-align: center;">300</td> </tr> <tr> <td rowspan="4">Asphalt Mixtures at Project (Measured in Truck When Discharging)</td> <td>PG 64-22 HMA</td> <td style="text-align: center;">230</td> <td style="text-align: center;">330</td> </tr> <tr> <td>PG 76-22 HMA</td> <td style="text-align: center;">300</td> <td style="text-align: center;">350</td> </tr> <tr> <td>PG 64-22 WMA</td> <td style="text-align: center;">210</td> <td style="text-align: center;">275</td> </tr> <tr> <td>PG 76-22 WMA</td> <td style="text-align: center;">240</td> <td style="text-align: center;">300</td> </tr> </tbody> </table>	MIXING AND LAYING TEMPERATURES (°F)				Material		Minimum	Maximum	Aggregates		240	330	Aggregates used with Recycled Asphalt Pavement (RAP)		240	—	Asphalt Binders	PG 64-22	230	330	PG 76-22	285	350	Asphalt Mixtures at Plant (Measured in Truck)	PG 64-22 HMA	250	330	PG 76-22 HMA	310	350	PG 64-22 WMA	230	275	PG 76-22 WMA	250	300	Asphalt Mixtures at Project (Measured in Truck When Discharging)	PG 64-22 HMA	230	330	PG 76-22 HMA	300	350	PG 64-22 WMA	210	275	PG 76-22 WMA	240	300
MIXING AND LAYING TEMPERATURES (°F)																																																		
Material		Minimum	Maximum																																															
Aggregates		240	330																																															
Aggregates used with Recycled Asphalt Pavement (RAP)		240	—																																															
Asphalt Binders	PG 64-22	230	330																																															
	PG 76-22	285	350																																															
Asphalt Mixtures at Plant (Measured in Truck)	PG 64-22 HMA	250	330																																															
	PG 76-22 HMA	310	350																																															
	PG 64-22 WMA	230	275																																															
	PG 76-22 WMA	250	300																																															
Asphalt Mixtures at Project (Measured in Truck When Discharging)	PG 64-22 HMA	230	330																																															
	PG 76-22 HMA	300	350																																															
	PG 64-22 WMA	210	275																																															
	PG 76-22 WMA	240	300																																															
<p>SUBSECTION: 402.01 Description. REVISION: Replace the paragraph with the following:</p>	<p>Provide the process control and acceptance testing of all classes and types of asphalt mixtures which may be furnished either as hot mix asphalt (HMA) or warm mix asphalt (WMA) produced with water injection systems.</p>																																																	
<p>SUBSECTION: 402.01.01 Warm Mix Asphalt (WMA) Evaluation and Approval. REVISION: Add the following subsection:</p>	<p>402.01.01 Warm Mix Asphalt (WMA) Evaluation and Approval. The Department will evaluate trial production of WMA by use of a water injection system provided the system is installed according to the manufacturer's requirements and satisfies the requirements of Section 401. Evaluation will include production and placement of WMA to demonstrate adequate mixture quality including volumetric properties and density by Option A as specified in Subsection 402.03.02 D). Do not place WMA for evaluation on Department projects. Provided production and placement operations satisfy the applicable quality levels, the Department will approve WMA production on Department projects using the water injection system as installed on the specific asphalt mixing plant evaluated.</p>																																																	
<p>SUBSECTION: 402.05.02 Asphalt Mixtures and Mixtures With RAP. REVISION: Replace Subsection Title as below:</p>	<p>402.05.02 Asphalt Mixtures, HMA and WMA, Including Mixtures With RAP.</p>																																																	
<p>SUBSECTION: 402.05.02 Asphalt Mixtures, HMA and WMA, Including Mixtures With RAP. REVISION: Replace the paragraph with the following:</p>	<p>The Department will pay for the mixture at the Contract unit bid price and apply a Lot Pay Adjustment for each lot placed based on the degree of compliance with the specified tolerances. Using the appropriate Lot Pay Adjustment Schedule, the Department will assign a pay value for the applicable properties within each subplot and average the subplot pay values to determine the pay value for a given property for each lot. The Department will apply the Lot Pay Adjustment for each lot to a defined unit price of \$50.00 per ton. The Department will calculate the Lot Pay Adjustment using all possible incentives and disincentives but will not allow the overall pay value for a lot to exceed 1.00.</p>																																																	

**Supplemental Specifications to The Standard Specifications
for Road and Bridge Construction, 2008 Edition**
(Effective with the July 24, 2009 Letting)

<p>SUBSECTION: PART: REVISION:</p>	<p>402.05.02 Asphalt Mixtures, HMA and WMA, Including Mixtures With RAP. C) Conventional and RAP Mixtures Placed on Shoulders. Replace title with the following: HMA, WMA, and RAP Mixtures Placed on Shoulders.</p>												
<p>SUBSECTION: PART: REVISION:</p>	<p>402.05.02 Asphalt Mixtures, HMA and WMA, Including Mixtures With RAP. D) Conventional and RAP Mixtures Placed Monolithically as Asphalt Pavement Wedge. Replace the title with the following: HMA, WMA, and RAP Mixtures Placed Monolithically as Asphalt Pavement Wedge.</p>												
<p>SUBSECTION: PART: TABLES: REVISION:</p>	<p>402.05.02 Asphalt Mixtures, HMA and WMA, Including Mixtures With RAP. Lot Pay Adjustment Schedule, Compaction Option A, Base and Binder Mixtures VMA Replace the VMA table with the following:</p> <table border="1" data-bbox="753 768 1117 982"> <thead> <tr> <th colspan="2">VMA</th> </tr> <tr> <th>Pay Value</th> <th>Deviation From Minimum</th> </tr> </thead> <tbody> <tr> <td>1.00</td> <td>≥ min. VMA</td> </tr> <tr> <td>0.95</td> <td>0.1-0.5 below min.</td> </tr> <tr> <td>0.90</td> <td>0.6-1.0 below min.</td> </tr> <tr> <td>⁽¹⁾</td> <td>> 1.0 below min.</td> </tr> </tbody> </table>	VMA		Pay Value	Deviation From Minimum	1.00	≥ min. VMA	0.95	0.1-0.5 below min.	0.90	0.6-1.0 below min.	⁽¹⁾	> 1.0 below min.
VMA													
Pay Value	Deviation From Minimum												
1.00	≥ min. VMA												
0.95	0.1-0.5 below min.												
0.90	0.6-1.0 below min.												
⁽¹⁾	> 1.0 below min.												
<p>SUBSECTION: PART: TABLES: REVISION:</p>	<p>402.05.02 Asphalt Mixtures, HMA and WMA, Including Mixtures With RAP. Lot Pay Adjustment Schedule, Compaction Option A, Surface Mixtures VMA Replace the VMA table with the following:</p> <table border="1" data-bbox="737 1220 1101 1472"> <thead> <tr> <th colspan="2">VMA</th> </tr> <tr> <th>Pay Value</th> <th>Deviation From Minimum</th> </tr> </thead> <tbody> <tr> <td>1.00</td> <td>≥ min. VMA</td> </tr> <tr> <td>0.95</td> <td>0.1-0.5 below min.</td> </tr> <tr> <td>0.90</td> <td>0.6-1.0 below min.</td> </tr> <tr> <td>⁽¹⁾</td> <td>> 1.0 below min.</td> </tr> </tbody> </table>	VMA		Pay Value	Deviation From Minimum	1.00	≥ min. VMA	0.95	0.1-0.5 below min.	0.90	0.6-1.0 below min.	⁽¹⁾	> 1.0 below min.
VMA													
Pay Value	Deviation From Minimum												
1.00	≥ min. VMA												
0.95	0.1-0.5 below min.												
0.90	0.6-1.0 below min.												
⁽¹⁾	> 1.0 below min.												

**Supplemental Specifications to The Standard Specifications
for Road and Bridge Construction, 2008 Edition**
(Effective with the July 24, 2009 Letting)

<p>SUBSECTION: PART: TABLE: REVISION:</p>	<p>402.05.02 Asphalt Mixtures, HMA and WMA, Including Mixtures With RAP. Lot Pay Adjustment Schedule, Compaction Option B Mixtures VMA Replace the VMA table with the following:</p> <table border="1" data-bbox="743 388 1107 640"> <thead> <tr> <th colspan="2">VMA</th> </tr> <tr> <th>Pay Value</th> <th>Deviation From Minimum</th> </tr> </thead> <tbody> <tr> <td>1.00</td> <td>≥min. VMA</td> </tr> <tr> <td>0.95</td> <td>0.1-0.5 below min.</td> </tr> <tr> <td>0.90</td> <td>0.6-1.0 below min.</td> </tr> <tr> <td>⁽²⁾</td> <td>> 1.0 below min.</td> </tr> </tbody> </table>	VMA		Pay Value	Deviation From Minimum	1.00	≥min. VMA	0.95	0.1-0.5 below min.	0.90	0.6-1.0 below min.	⁽²⁾	> 1.0 below min.											
VMA																								
Pay Value	Deviation From Minimum																							
1.00	≥min. VMA																							
0.95	0.1-0.5 below min.																							
0.90	0.6-1.0 below min.																							
⁽²⁾	> 1.0 below min.																							
<p>SUBSECTION: PART: NUMBER: REVISION:</p>	<p>403.03.03 Preparation of Mixture. C) Mix Design Criteria. 1) Preliminary Mix Design. Replace the last two sentences of the paragraph and table with the following:</p> <p>Complete the volumetric mix design at the appropriate number of gyrations as given in the table below for the number of 20-year ESAL's. The Department will define the relationship between ESAL classes, as given in the bid items for Superpave mixtures, and 20-year ESAL ranges as follows:</p> <table border="1" data-bbox="565 970 1273 1121"> <thead> <tr> <th rowspan="2">Class</th> <th rowspan="2">ESAL's (millions)</th> <th colspan="3">Number of Gyration</th> </tr> <tr> <th>$N_{initial}$</th> <th>N_{design}</th> <th>N_{max}</th> </tr> </thead> <tbody> <tr> <td>2</td> <td>< 3.0</td> <td>6</td> <td>50</td> <td>75</td> </tr> <tr> <td>3</td> <td>3.0 to < 30.0</td> <td>7</td> <td>75</td> <td>115</td> </tr> <tr> <td>4</td> <td>≥ 30.0</td> <td>8</td> <td>100</td> <td>160</td> </tr> </tbody> </table>	Class	ESAL's (millions)	Number of Gyration			$N_{initial}$	N_{design}	N_{max}	2	< 3.0	6	50	75	3	3.0 to < 30.0	7	75	115	4	≥ 30.0	8	100	160
Class	ESAL's (millions)			Number of Gyration																				
		$N_{initial}$	N_{design}	N_{max}																				
2	< 3.0	6	50	75																				
3	3.0 to < 30.0	7	75	115																				
4	≥ 30.0	8	100	160																				
<p>SUBSECTION: PART: REVISION:</p>	<p>403.03.09 Leveling and Wedging, and Scratch Course. A) Leveling and Wedging. Replace the first sentence of the first paragraph with the following:</p> <p>Conform to the gradation requirements (control points) of AASHTO M 323 for base, binder, or surface as the Engineer directs.</p>																							
<p>SUBSECTION: PART: REVISION:</p>	<p>403.03.09 Leveling and Wedging, and Scratch Course. B) Scratch Course. Replace the second sentence of the first paragraph with the following:</p> <p>Conform to the gradation requirements (control points) of AASHTO M 323 for base, binder, or surface as the Engineer directs.</p>																							
<p>SUBSECTION: REVISION:</p>	<p>407.01 DESCRIPTION. Replace the first sentence of the paragraph with the following:</p> <p>Construct a pavement wedge composed of a hot-mixed or warm-mixed asphalt mixture.</p>																							
<p>SUBSECTION: REVISION:</p>	<p>409.01 DESCRIPTION. Replace the first sentence of the paragraph with the following:</p> <p>Use reclaimed asphalt pavement (RAP) from Department projects or other approved sources in hot mix asphalt (HMA) or warm mix asphalt (WMA) provided mixture requirements are satisfied.</p>																							
<p>SUBSECTION: REVISION:</p>	<p>410.01 DESCRIPTION. Delete the second sentence of the paragraph.</p>																							

**Supplemental Specifications to The Standard Specifications
for Road and Bridge Construction, 2008 Edition**
(Effective with the July 24, 2009 Letting)

<p>SUBSECTION: REVISION:</p>	<p>410.03.01 Corrective Work. Replace the last sentence of the paragraph with the following: Provide a final surface comparable to the adjacent pavement that does not require corrective work in respect to texture, appearance, and skid resistance.</p>														
<p>SUBSECTION: PART: NUMBER: REVISION:</p>	<p>410.03.02 Ride Quality. B) Requirements. 1) Category A. Replace the last sentence of the first paragraph with the following: At the Department's discretion, a pay deduction of \$1200 per 0.1-lane-mile section may be applied in lieu of corrective work.</p>														
<p>SUBSECTION: PART: NUMBER: REVISION:</p>	<p>410.03.02 Ride Quality. B) Requirements. 2) Category B. Replace the second and third sentence of the first paragraph with the following: When the IRI is greater than 90 for a 0.1-mile section, perform corrective work, or remove and replace the pavement to achieve the specified IRI. At the Department's discretion, a pay deduction of \$750 per 0.1-lane-mile section may be applied in lieu of corrective work.</p>														
<p>SUBSECTION: REVISION:</p>	<p>410.05 PAYMENT. Add the following sentence to the end of the first paragraph: The sum of the pay value adjustments for ride quality shall not exceed \$0 for the project as a whole.</p>														
<p>SUBSECTION: REVISION:</p>	<p>413.05.02 CL3 SMA BASE 1.00D PG76-22. Insert the following sentence between the first and second sentence of the first paragraph: The Department will calculate the Lot Pay Adjustment using all possible incentives and disincentives but will not allow the overall pay value for a lot to exceed 1.00.</p>														
<p>SUBSECTION: TABLE: REVISION:</p>	<p>413.05.02 CL3 SMA BASE 1.00D PG 76-22. JOINT DENSITY TABLE Replace the joint density table with the following:</p> <table border="1" data-bbox="695 1348 1140 1612"> <thead> <tr> <th colspan="2">LANE DENSITY</th> </tr> <tr> <th>Pay Value</th> <th>Test Result (%)</th> </tr> </thead> <tbody> <tr> <td>1.05</td> <td>95.0-96.5</td> </tr> <tr> <td>1.00</td> <td>93.0-94.9</td> </tr> <tr> <td>0.95</td> <td>92.0-92.9 or 96.6-97.0</td> </tr> <tr> <td>0.90</td> <td>91.0-91.9 or 97.1-97.5</td> </tr> <tr> <td>(1)</td> <td>< 91.0 or > 97.5</td> </tr> </tbody> </table>	LANE DENSITY		Pay Value	Test Result (%)	1.05	95.0-96.5	1.00	93.0-94.9	0.95	92.0-92.9 or 96.6-97.0	0.90	91.0-91.9 or 97.1-97.5	(1)	< 91.0 or > 97.5
LANE DENSITY															
Pay Value	Test Result (%)														
1.05	95.0-96.5														
1.00	93.0-94.9														
0.95	92.0-92.9 or 96.6-97.0														
0.90	91.0-91.9 or 97.1-97.5														
(1)	< 91.0 or > 97.5														
<p>SUBSECTION: REVISION:</p>	<p>413.05.03 CL3 SMA SURF 0.50A PG76-22 and CL3 SMA SURF 0.38A PG76-22. Insert the following sentence between the first and second sentence of the first paragraph: The Department will calculate the Lot Pay Adjustment using all possible incentives and disincentives but will not allow the overall pay value for a lot to exceed 1.00.</p>														

**Supplemental Specifications to The Standard Specifications
for Road and Bridge Construction, 2008 Edition**
(Effective with the July 24, 2009 Letting)

<p>SUBSECTION: TABLE: REVISION:</p>	<p>413.05.03 CL3 SMA SURF 0.50A PG76-22 and CL3 SMA SURF 0.38A PG76-22. JOINT DENSITY TABLE Replace the joint density table with the following:</p> <table border="1" data-bbox="581 388 1258 709" style="margin-left: auto; margin-right: auto;"> <thead> <tr> <th colspan="3" style="text-align: center;">DENSITY</th> </tr> <tr> <th style="text-align: center;">Pay Value</th> <th style="text-align: center;">Lane Density Test Result (%)</th> <th style="text-align: center;">Joint Density Test Result (%)</th> </tr> </thead> <tbody> <tr> <td style="text-align: center;">1.05</td> <td style="text-align: center;">95.0-96.5</td> <td style="text-align: center;">92.0-96.0</td> </tr> <tr> <td style="text-align: center;">1.00</td> <td style="text-align: center;">93.0-94.9</td> <td style="text-align: center;">90.0-91.9</td> </tr> <tr> <td style="text-align: center;">0.95</td> <td style="text-align: center;">92.0-92.9 or 96.6-97.0</td> <td style="text-align: center;">89.0-89.9 or 96.1-96.5</td> </tr> <tr> <td style="text-align: center;">0.90</td> <td style="text-align: center;">91.0-91.9 or 97.1-97.5</td> <td style="text-align: center;">88.0-88.9 or 96.6-97.0</td> </tr> <tr> <td style="text-align: center;">0.75</td> <td style="text-align: center;">----</td> <td style="text-align: center;">< 88.0 or > 97.0</td> </tr> <tr> <td style="text-align: center;"><i>(1)</i></td> <td style="text-align: center;">< 91.0 or > 97.5</td> <td style="text-align: center;">----</td> </tr> </tbody> </table>	DENSITY			Pay Value	Lane Density Test Result (%)	Joint Density Test Result (%)	1.05	95.0-96.5	92.0-96.0	1.00	93.0-94.9	90.0-91.9	0.95	92.0-92.9 or 96.6-97.0	89.0-89.9 or 96.1-96.5	0.90	91.0-91.9 or 97.1-97.5	88.0-88.9 or 96.6-97.0	0.75	----	< 88.0 or > 97.0	<i>(1)</i>	< 91.0 or > 97.5	----
DENSITY																									
Pay Value	Lane Density Test Result (%)	Joint Density Test Result (%)																							
1.05	95.0-96.5	92.0-96.0																							
1.00	93.0-94.9	90.0-91.9																							
0.95	92.0-92.9 or 96.6-97.0	89.0-89.9 or 96.1-96.5																							
0.90	91.0-91.9 or 97.1-97.5	88.0-88.9 or 96.6-97.0																							
0.75	----	< 88.0 or > 97.0																							
<i>(1)</i>	< 91.0 or > 97.5	----																							
<p>SUBSECTION: REVISION:</p>	<p>501.05.02 Ride Quality. Add the following sentence to the end of the first paragraph: The sum of the pay value adjustments for the ride quality shall not exceed \$0 for the project as a whole.</p>																								
<p>SUBSECTION: REVISION:</p>	<p>505.03.04 Detectable Warnings. Replace the first sentence with the following: Install detectable warning pavers at all sidewalk ramps and on all commercial entrances according to the Standard Drawings.</p>																								
<p>SUBSECTION: REVISION:</p>	<p>505.04.04 Detectable Warnings. Replace the paragraph with the following: The Department will measure the quantity in square feet. All retrofit applications for maintenance projects will require the removal of existing sidewalks to meet the requirements of the standard drawings applicable to the project. The cost associated with the removal of the existing sidewalk will be incidental to the detectable warnings bid item or incidental to the bid item for the construction of the concrete sidewalk unless otherwise noted.</p>																								
<p>SUBSECTION: REVISION:</p>	<p>505.05 PAYMENT. Add the following to the bid item table:</p> <table border="1" data-bbox="381 1375 1006 1438" style="margin-left: auto; margin-right: auto;"> <thead> <tr> <th style="text-align: left;"><u>Code</u></th> <th style="text-align: left;"><u>Pay Item</u></th> <th style="text-align: left;"><u>Pay Unit</u></th> </tr> </thead> <tbody> <tr> <td>23158ES505</td> <td>Detectable Warnings</td> <td>Square Foot</td> </tr> </tbody> </table>	<u>Code</u>	<u>Pay Item</u>	<u>Pay Unit</u>	23158ES505	Detectable Warnings	Square Foot																		
<u>Code</u>	<u>Pay Item</u>	<u>Pay Unit</u>																							
23158ES505	Detectable Warnings	Square Foot																							
<p>SUBSECTION: REVISION:</p>	<p>509.01 DESCRIPTION. Replace the second paragraph with the following: The Department may allow the use of similar units that conform to the National Cooperative Highway Research Program (NCHRP) 350 Test Level 3 (TL-3) requirements and the typical features depicted by the Standard Drawings. Obtain the Engineers approval prior to use. Ensure the barrier wall shape, length, material, drain slot dimensions and locations typical features are met and the reported maximum deflection is 3 feet or less from the NCHRP 350 TL-3 for Test 3 – 11 (pickup truck impacting at 60 mph at a 25-degree angle.)</p>																								
<p>SUBSECTION: REVISION:</p>	<p>601.03.02 Concrete Producer Responsibilities. Add the following to the first paragraph: If a concrete plant becomes unqualified during a project and there are no other qualified plants in the region, the Department will provide qualified personnel to witness and ensure the producer follows the required specifications. The Department will assess the Contractor a \$100 per hour charge for this service.</p>																								

**Supplemental Specifications to The Standard Specifications
for Road and Bridge Construction, 2008 Edition**
(Effective with the July 24, 2009 Letting)

<p>SUBSECTION: REVISION:</p>	<p>606.02.11 Coarse Aggregate. Replace with the following: Conform to Section 805, size No. 8 or 9-M.</p>
<p>SUBSECTION: REVISION:</p>	<p>609.04.06 Joint Sealing. Replace Subsection 601.04 with the following: Subsection 606.04.08.</p>
<p>SUBSECTION: REVISION:</p>	<p>609.05 Payment. Replace the Pay Unit for Joint Sealing with the following: See Subsection 606.05.</p>
<p>SUBSECTION: REVISION:</p>	<p>701.03.06 Initial Backfill. Replace the first sentence of the last paragraph with the following: When the Contract specifies, perform quality control testing to verify compaction according to KM 64-512.</p>
<p>SUBSECTION: REVISION:</p>	<p>701.03.08 Testing of Pipe. Replace and rename the subsection with the following:</p> <p style="padding-left: 40px;">701.03.08 Inspection of Pipe. The engineer will visually inspect all pipe. The Department will require camera/video inspection on a minimum of 50 percent of the linear feet of all installed pipe structures. Conduct camera/video inspection according to KM 64-114. The pipe to be installed under pavement will be selected first. If the total linear feet of pipe under pavement is less than 50 percent of the linear feet of all pipe installed, the Engineer will randomly select installations from the remaining pipe structures on the project to provide for the minimum inspection requirement. The pipe will be selected in complete runs (junction-junction or headwall-headwall) until the total linear feet of pipe to be inspected is at least 50 percent of the total linear feet of all installed pipe on the project.</p> <p style="padding-left: 40px;">Unless the Engineer directs otherwise, schedule the inspections no sooner than 30 days after completing the installation and completion of earthwork to within 1 foot of the finished subgrade. When final surfacing conflicts with the 30-day minimum, conduct the inspections prior to placement of the final surface. The contractor must ensure that all pipe are free and clear of any debris so that a complete inspection is possible.</p> <p style="padding-left: 40px;">Notify the Engineer immediately if distresses or locations of improper installation are discovered. When camera testing shows distresses or improper installation in the installed pipe, the Engineer may require additional sections to be tested. Provide the video and report to the Engineer when testing is complete in accordance with KM 64-114.</p> <p style="padding-left: 40px;">Pipes that exhibit distress or signs of improper installation may necessitate repair or removal as the Engineer directs. These signs include, but are not limited to: deflection, cracking, joint separation, sagging or other interior damage. If corrugated metal or thermoplastic pipes exceed the deflection and installation thresholds indicated in the table below, provide the Department with an evaluation of each location conducted by a Professional Engineer addressing the severity of the deflection, structural integrity, environmental conditions, design service life, and an evaluation of the factor of safety using Section 12, "Buried Structures and Tunnel Liners," of the AASHTO LRFD Bridge Design Specifications. Based on the evaluation, the Department may allow the pipe to remain in place at a reduced unit price as shown in the table below. Provide 5 business days for the Department to review the evaluation. When the pipe shows deflection of 10 percent or greater, remove and replace the pipe. When the camera/video or laser inspection results are called into question, the Department may require direct measurements or mandrel testing.</p> <p style="padding-left: 40px;">The Cabinet may elect to conduct Quality Assurance verifications of any pipe inspections.</p>

**Supplemental Specifications to The Standard Specifications
for Road and Bridge Construction, 2008 Edition**
(Effective with the July 24, 2009 Letting)

<p>SUBSECTION: REVISION:</p>	<p>701.04.07 Testing. Replace and rename the subsection with the following:</p> <p align="center">701.04.07 Pipeline Video Inspection. The Department will measure the quantity in linear feet along the pipe invert of the structure inspected. When inspection above the specified 50 percent is performed due to a disagreement or suspicion of additional distresses and the Department is found in error, the Department will measure the quantity as Extra Work according to Subsection 104.03. However, if additional distresses or non-conformance is found, the Department will not measure the additional inspection for payment.</p>												
<p>SUBSECTION: REVISION:</p>	<p>701.05 PAYMENT. Add the following pay item to the list of pay items:</p> <table border="0"> <tr> <td><u>Code</u></td> <td><u>Pay Item</u></td> <td><u>Pay Unit</u></td> </tr> <tr> <td>23131ER701</td> <td>Pipeline Video Inspection</td> <td>Linear Foot</td> </tr> </table>	<u>Code</u>	<u>Pay Item</u>	<u>Pay Unit</u>	23131ER701	Pipeline Video Inspection	Linear Foot						
<u>Code</u>	<u>Pay Item</u>	<u>Pay Unit</u>											
23131ER701	Pipeline Video Inspection	Linear Foot											
<p>SUBSECTION: TABLE: REVISION:</p>	<p>701.05 PAYMENT PIPE DEFLECTION DETERMINED BY CAMERA TESTING Replace this table with the following table and note:</p> <table border="1" style="margin-left: auto; margin-right: auto;"> <thead> <tr> <th colspan="2">PIPE DEFLECTION</th> </tr> <tr> <th>Amount of Deflection (%)</th> <th>Payment</th> </tr> </thead> <tbody> <tr> <td>0.0 to 5.0</td> <td>100% of the Unit Bid Price</td> </tr> <tr> <td>5.1 to 9.9</td> <td>50% of the Unit Bid Price ⁽¹⁾</td> </tr> <tr> <td>10 or greater</td> <td>Remove and Replace</td> </tr> </tbody> </table> <p>⁽¹⁾ Provide Structural Analysis as indicated above. Based on the structural analysis, pipe may be allowed to remain in place at the reduced unit price.</p>	PIPE DEFLECTION		Amount of Deflection (%)	Payment	0.0 to 5.0	100% of the Unit Bid Price	5.1 to 9.9	50% of the Unit Bid Price ⁽¹⁾	10 or greater	Remove and Replace		
PIPE DEFLECTION													
Amount of Deflection (%)	Payment												
0.0 to 5.0	100% of the Unit Bid Price												
5.1 to 9.9	50% of the Unit Bid Price ⁽¹⁾												
10 or greater	Remove and Replace												
<p>SUBSECTION: TABLE: REVISION:</p>	<p>701.05 PAYMENT PIPE DEFLECTION DETERMINED BY MANDREL TESTING Delete this table.</p>												
<p>SUBSECTION: REVISION:</p>	<p>713.02.01 Paint. Replace with the following:</p> <p>Conform to Section 842 and Section 846.</p>												
<p>SUBSECTION: REVISION:</p>	<p>713.03 CONSTRUCTION. Replace the first sentence of the second paragraph with the following:</p> <p>On interstates and parkways, and other routes approved by the State Highway Engineer, install pavement striping that is 6 inches in width.</p>												
<p>SUBSECTION: REVISION:</p>	<p>713.03.03 Paint Application. Replace the second paragraph with the following table:</p> <table border="1" style="margin-left: auto; margin-right: auto;"> <thead> <tr> <th>Material</th> <th>Paint Application Rate</th> <th>Glass Beads Application Rate</th> </tr> </thead> <tbody> <tr> <td>4 inch waterborne paint</td> <td>Min. of 16.5 gallons/mile</td> <td>Min. of 6 pounds/gallon</td> </tr> <tr> <td>6 inch waterborne paint</td> <td>Min. of 24.8 gallons/mile</td> <td>Min. of 6 pounds/gallon</td> </tr> <tr> <td>6 inch durable waterborne paint</td> <td>Min. of 36 gallons/mile</td> <td>Min. of 6 pounds/gallon</td> </tr> </tbody> </table>	Material	Paint Application Rate	Glass Beads Application Rate	4 inch waterborne paint	Min. of 16.5 gallons/mile	Min. of 6 pounds/gallon	6 inch waterborne paint	Min. of 24.8 gallons/mile	Min. of 6 pounds/gallon	6 inch durable waterborne paint	Min. of 36 gallons/mile	Min. of 6 pounds/gallon
Material	Paint Application Rate	Glass Beads Application Rate											
4 inch waterborne paint	Min. of 16.5 gallons/mile	Min. of 6 pounds/gallon											
6 inch waterborne paint	Min. of 24.8 gallons/mile	Min. of 6 pounds/gallon											
6 inch durable waterborne paint	Min. of 36 gallons/mile	Min. of 6 pounds/gallon											

**Supplemental Specifications to The Standard Specifications
for Road and Bridge Construction, 2008 Edition**
(Effective with the July 24, 2009 Letting)

SUBSECTION: REVISION:	713.03.04 Marking Removal. Replace the last sentence of the paragraph with the following: Vacuum all marking material and removal debris concurrently with the marking removal operation.									
SUBSECTION: REVISION:	713.05 PAYMENT. Insert the following codes and pay items below the Pavement Striping – Permanent Paint: <table border="0"> <thead> <tr> <th><u>Code</u></th> <th><u>Pay Item</u></th> <th><u>Pay Unit</u></th> </tr> </thead> <tbody> <tr> <td>23159EN</td> <td>Durable Waterborne Marking – 6 IN W</td> <td>Linear Foot</td> </tr> <tr> <td>23160EN</td> <td>Durable Waterborne Marking – 6 IN Y</td> <td>Linear Foot</td> </tr> </tbody> </table>	<u>Code</u>	<u>Pay Item</u>	<u>Pay Unit</u>	23159EN	Durable Waterborne Marking – 6 IN W	Linear Foot	23160EN	Durable Waterborne Marking – 6 IN Y	Linear Foot
<u>Code</u>	<u>Pay Item</u>	<u>Pay Unit</u>								
23159EN	Durable Waterborne Marking – 6 IN W	Linear Foot								
23160EN	Durable Waterborne Marking – 6 IN Y	Linear Foot								
SUBSECTION: REVISION:	714.03 CONSTRUCTION. Insert the following paragraph at the end of the third paragraph: Use Type I Tape for markings on bridge decks, JPC pavement and JPC intersections. Thermoplastic should only be used for markings on asphalt pavement									
SUBSECTION: REVISION:	714.03.07 Marking Removal. Replace the third sentence of the paragraph with the following: Vacuum all marking material and removal debris concurrently with the marking removal operation.									
SUBSECTION: REVISION:	716.01 DESCRIPTION. Insert the following after the first sentence: Energize lighting as soon as it is fully functional and ready for inspection. Ensure that lighting remains operational until the Division of Traffic Operations has provided written acceptance of the electrical work.									
SUBSECTION: REVISION:	716.02.01 Roadway Lighting Materials. Replace the third sentence of the paragraph with the following: Submit for material approval an electronic file of descriptive literature, drawings, and any requested design data.									
SECTION: REVISION:	717 – THERMOPLASTIC INTERSECTION MARKINGS. Replace the section name with the following: INTERSECTION MARKINGS.									
SUBSECTION: REVISION:	717.01 DESCRIPTION: Replace the paragraph with the following: Furnish and install thermoplastic or Type I tape intersection markings (Stop Bars, Crosswalks, Turn Arrows, etc.) Thermoplastic markings may be installed by either a machine applied, screed extrusion process or by applying preformed thermoplastic intersection marking material.									
SUBSECTION: REVISION:	717.02 MATERIALS AND EQUIPMENT. Insert the following subsection: 717.02.06 Type I Tape. Conform to Section 836.									
SUBSECTION: REVISION:	717.03.03 Application. Insert the following part to the subsection: B) Type I Tape Intersection Markings. Apply according to the manufacturer's recommendations. Cut all tape at pavement joints when applied to concrete surfaces.									

**Supplemental Specifications to The Standard Specifications
for Road and Bridge Construction, 2008 Edition**
(Effective with the July 24, 2009 Letting)

<p>SUBSECTION: PART: REVISION:</p>	<p>717.03.05 Proving Period. A) Requirements. Insert the following to this section:</p> <p>2) Type I Tape. During the proving period, ensure that the pavement marking material shows no signs of failure due to blistering, excessive cracking, bleeding, staining, discoloration, oil content of the pavement materials, drippings, chipping, spalling, poor adhesion to the pavement, loss of retroreflectivity, vehicular damage, and normal wear. Type I Tape is manufactured off site and warranted by the manufacturer to meet certain retroreflective requirements. As long as the material is adequately bonded to the surface and shows no signs of failure due to the other items listed in Subsection 714.03.06 A) 1), retroreflectivity readings will not be required. In the absence of readings, the Department will accept tape based on a nighttime visual observation.</p>																																							
<p>SUBSECTION: REVISION:</p>	<p>717.03.06 Marking Removal. Replace the third sentence of the paragraph with the following:</p> <p>Vacuum all marking material and removal debris concurrently with the marking removal operation.</p>																																							
<p>SUBSECTION: REVISION:</p>	<p>717.05 PAYMENT. Insert the following bid item codes:</p> <table border="0" data-bbox="386 798 1453 1186"> <thead> <tr> <th><u>Code</u></th> <th><u>Pay Unit</u></th> <th><u>Pay Item</u></th> </tr> </thead> <tbody> <tr> <td>06563</td> <td>Pave Marking – R/R X Bucks 16 IN</td> <td>Linear Foot</td> </tr> <tr> <td>20782NS714</td> <td>Pave Marking Thermo – Bike</td> <td>Each</td> </tr> <tr> <td>23251ES717, 23264ES717</td> <td>Pave Mark TY I Tape X-Walk, Size</td> <td>Linear Foot</td> </tr> <tr> <td>23252ES717, 23265ES717</td> <td>Pave Mark TY I Tape Stop Bar, Size</td> <td>Linear Foot</td> </tr> <tr> <td>23253ES717</td> <td>Pave Mark TY I Tape Cross Hatch</td> <td>Square Foot</td> </tr> <tr> <td>23254ES717</td> <td>Pave Mark TY I Tape Dotted Lane Extension</td> <td>Linear Foot</td> </tr> <tr> <td>23255ES717</td> <td>Pave Mark TY I Tape Arrow, Type</td> <td>Each</td> </tr> <tr> <td>23268ES717-23270ES717</td> <td></td> <td></td> </tr> <tr> <td>23256ES717</td> <td>Pave Mark TY I Tape- ONLY</td> <td>Each</td> </tr> <tr> <td>23257ES717</td> <td>Pave Mark TY I Tape- SCHOOL</td> <td>Each</td> </tr> <tr> <td>23266ES717</td> <td>Pave Mark TY 1 Tape R/R X Bucks-16 IN</td> <td>Linear Foot</td> </tr> <tr> <td>23267ES717</td> <td>Pave Mark TY 1 Tape-Bike</td> <td>Each</td> </tr> </tbody> </table>	<u>Code</u>	<u>Pay Unit</u>	<u>Pay Item</u>	06563	Pave Marking – R/R X Bucks 16 IN	Linear Foot	20782NS714	Pave Marking Thermo – Bike	Each	23251ES717, 23264ES717	Pave Mark TY I Tape X-Walk, Size	Linear Foot	23252ES717, 23265ES717	Pave Mark TY I Tape Stop Bar, Size	Linear Foot	23253ES717	Pave Mark TY I Tape Cross Hatch	Square Foot	23254ES717	Pave Mark TY I Tape Dotted Lane Extension	Linear Foot	23255ES717	Pave Mark TY I Tape Arrow, Type	Each	23268ES717-23270ES717			23256ES717	Pave Mark TY I Tape- ONLY	Each	23257ES717	Pave Mark TY I Tape- SCHOOL	Each	23266ES717	Pave Mark TY 1 Tape R/R X Bucks-16 IN	Linear Foot	23267ES717	Pave Mark TY 1 Tape-Bike	Each
<u>Code</u>	<u>Pay Unit</u>	<u>Pay Item</u>																																						
06563	Pave Marking – R/R X Bucks 16 IN	Linear Foot																																						
20782NS714	Pave Marking Thermo – Bike	Each																																						
23251ES717, 23264ES717	Pave Mark TY I Tape X-Walk, Size	Linear Foot																																						
23252ES717, 23265ES717	Pave Mark TY I Tape Stop Bar, Size	Linear Foot																																						
23253ES717	Pave Mark TY I Tape Cross Hatch	Square Foot																																						
23254ES717	Pave Mark TY I Tape Dotted Lane Extension	Linear Foot																																						
23255ES717	Pave Mark TY I Tape Arrow, Type	Each																																						
23268ES717-23270ES717																																								
23256ES717	Pave Mark TY I Tape- ONLY	Each																																						
23257ES717	Pave Mark TY I Tape- SCHOOL	Each																																						
23266ES717	Pave Mark TY 1 Tape R/R X Bucks-16 IN	Linear Foot																																						
23267ES717	Pave Mark TY 1 Tape-Bike	Each																																						
<p>SUBSECTION: REVISION:</p>	<p>805.01 GENERAL. Replace the second paragraph with the following:</p> <p>The Department’s List of Approved Materials includes the Aggregate Source List, the list of Class A and Class B Polish-Resistant Aggregate Sources, and the Concrete Restriction List.</p>																																							
<p>SUBSECTION: REVISION:</p>	<p>805.04 CONCRETE. Replace the “AASHTO T 160” reference in first sentence of the third paragraph with “KM 64-629”</p>																																							
<p>SUBSECTION: TABLE: PART: REVISION:</p>	<p>805.15 GRADATION ACCEPTANCE OF NON-SPECIFICATION COARSE AGGREGATE. AGGREGATE SIZE USE Cement Concrete Structures and Incidental Construction Replace “9-M for Waterproofing Overlays” with “8 or 9-M for Waterproofing Overlays”</p>																																							

**Supplemental Specifications to The Standard Specifications
for Road and Bridge Construction, 2008 Edition**
(Effective with the July 24, 2009 Letting)

SUBSECTION: 805.15 GRADATION ACCEPTANCE OF NON-SPECIFICATION COARSE AGGREGATE.
REVISION: Replace the "SIZES OF COARSE AGGREGATES" table in with the following:

Aggregate Size	Sieve	AMOUNTS FINER THAN EACH LABORATORY SIEVE (SQUARE OPENINGS) PERCENTAGE BY WEIGHT															
		4 inch	3 1/2 inch	3 inch	2 1/2 inch	2 inch	1 1/2 inch	1 inch	3/4 inch	1/2 inch	3/8 inch	No. 4	No. 8	No. 16	No. 30	No. 100	No. 200
1	Nominal ⁽³⁾ Maximum Aggregate Size 3 1/2 inch	100	90-100		25-60		0-15		0-5								
2	2 1/2 inch			100	90-100	35-70	0-15		0-5								
23	2 inch			100		40-90	0-15			0-5							
3	2 inch				100	90-100	35-70	0-15		0-5							
357	2 inch				100	95-100		35-70		10-30		0-5					
4	1 1/2 inch					100	90-100	20-55	0-15		0-5						
467	1 1/2 inch					100	95-100	35-70		10-30	0-5						
5	1 inch						100	90-100	20-55	0-10	0-5						
57	1 inch						100	95-100		25-60		0-10	0-5				
610	1 inch						100	85-100		40-75		15-40					
67	3/4 inch							100	90-100		20-55	0-10	0-5				
68	3/4 inch							100	90-100		30-65	5-25	0-10	0-5			
710	3/4 inch							100	80-100		30-75	0-30					
78	1/2 inch								100	90-100	40-75	5-25	0-10	0-5			
8	3/8 inch									100	85-100	10-30	0-10	0-5			
9-M	3/8 inch										100	75-100	0-25	0-5			
10 ⁽²⁾	No. 4										100	85-100			10-30		
11 ⁽²⁾	No. 4										100	40-90	10-40		0-5		
DENSE GRADED AGGREGATE ⁽¹⁾	3/4 inch							100	70-100		50-80	30-65			10-40		4-13
CRUSHED STONE BASE ⁽¹⁾	1 1/2 inch								60-95		30-70	15-55			5-20		0-8

⁽¹⁾ Gradation performed by wet sieve KM 64-620 or AASHTO T 11/T 27.

⁽²⁾ Sizes shown for convenience and are not to be considered as coarse aggregates.

⁽³⁾ Nominal Maximum Size is the largest sieve on the gradation table for an aggregate size on which any material may be retained.

Note: The Department will allow blending of same source/same type aggregate when precise procedures are used such as cold feed, belt, or equivalent and combining of sizes or types of aggregate using the weigh hopper at concrete plants or controlled feed belts at the pugmill to obtain designated sizes.

**Supplemental Specifications to The Standard Specifications
for Road and Bridge Construction, 2008 Edition**
(Effective with the July 24, 2009 Letting)

<p>SUBSECTION: REVISION:</p>	<p>805.16 SAMPLING AND TESTING. Replace the "AASHTO T 160" method with the "KM 64-629" method for the Concrete Beam Expansion Test. Replace the "ASTM D 3042" method with the "KM 64-625" method for Insoluble Residue.</p>						
<p>SUBSECTION: REVISION:</p>	<p>810.04.01 Coating Requirements. Replace the "Subsection 806.07" references with "Subsection 806.06"</p>						
<p>SUBSECTION: PART: REVISION:</p>	<p>810.06.01 Polyvinyl Chloride (PVC) Pipe. B) Culvert and Entrance Pipe. Replace the title with the following: B) Culvert Pipe, Storm Sewer, and Entrance Pipe.</p>						
<p>SUBSECTION: REVISION:</p>	<p>837.03 APPROVAL. Replace the last sentence with the following: The Department will sample and evaluate for approval each lot of thermoplastic material delivered for use per contract prior to installation of the thermoplastic material. Do not allow the installation of thermoplastic material until it has been approved by the Division of Materials. Allow the Department a minimum of 10 working days to evaluate and approve thermoplastic material.</p>						
<p>SUBSECTION: REVISION:</p>	<p>837.03.01 Composition. COMPOSITION Table: Replace <table border="1" data-bbox="391 909 1289 947"> <tr> <td>Lead Chromate</td> <td>0.0 max.</td> <td>4.0 min.</td> </tr> </table> with <table border="1" data-bbox="391 961 1289 997"> <tr> <td>Heavy Metals Content</td> <td colspan="2">Comply with 40 CFR 261</td> </tr> </table> </p>	Lead Chromate	0.0 max.	4.0 min.	Heavy Metals Content	Comply with 40 CFR 261	
Lead Chromate	0.0 max.	4.0 min.					
Heavy Metals Content	Comply with 40 CFR 261						
<p>SECTION: REVISION:</p>	<p>DIVISION 800 MATERIAL DETAILS Add the following section in Division 800 <p align="center">SECTION 846 – DURABLE WATERBORNE PAINT</p> <p>846.01 DESCRIPTION. This section covers quick-drying durable waterborne pavement striping paint for permanent applications. The paint shall be ready-mixed, one-component, 100% acrylic waterborne striping paint suitable for application on such traffic-bearing surfaces as Portland cement concrete, bituminous cement concrete, asphalt, tar, and previously painted areas of these surfaces.</p> <p>846.02 Approval. Select materials that conform to the composition requirements below. Provide independent analysis data and certification for each formulation stating the total concentration of each heavy metal present, the test method used for each determination, and compliance to 40 CFR 261 for leachable heavy metals content. Submit initial samples for approval before beginning striping operations. The initial sample may be sent from the manufacture of the paint. The Department will randomly sample and evaluate the paint each week that the striping operations are in progress.</p> <p>The non-volatile portion of the vehicle shall be composed of a 100% acrylic polymer as determined by infrared spectral analysis. The acrylic resin used shall be a 100% cross-linking acrylic as evidenced by infrared peaks at wavelengths 1568, 1624, and 1672 cm-1 with intensities equal to those produced by an acrylic resin known to be 100% cross-linking.</p> </p>						

**Supplemental Specifications to The Standard Specifications
for Road and Bridge Construction, 2008 Edition**
(Effective with the July 24, 2009 Letting)

PAINT COMPOSITION		
Property and Test Method	Yellow	White
Daytime Color (CIELAB) Spectrophotometer using illuminant D65 at 45° illumination and 0° viewing with a 2° observer	L* 81.76 a* 19.79 b* 89.89 Maximum allowable variation 2.0ΔE*	L* 93.51 a* -1.01 b* 0.70 Maximum allowable variation 2.0ΔE*
Nighttime Color (CIELAB) Spectrophotometer using illuminant A at 45° illumination and 0° viewing with a 2° observer	L* 86.90 a* 24.80 b* 95.45 Maximum allowable variation 2.0ΔE*	L* 93.45 a* -0.79 b* 0.43 Maximum allowable variation 2.0ΔE*
Heavy Metals Content	Comply with 40 CFR 261	Comply with 40 CFR 261
Titanium Dioxide ASTM D 4764	NA	10% by weight of pigment min.
VOC ASTM D 2369 and D 4017	1.25 lb/gal max.	1.25 lb/gal max.
Contrast Ratio (at 15 mils wft)	0.97	0.99

846.02.01 Manufacturers Certification. Provide a certification of analysis for each lot of traffic paint produced stating conformance to the requirements of this section. Report the formulation identification, traffic paint trade name, color, date of manufacturer, total quantity of lot produced, actual quantity of traffic paint represented, sampling method utilized to obtain the samples, and data for each sample tested to represent each lot produced.

846.03 ACCEPTANCE PROCEDURES FOR NON-SPECIFICATION DURABLE WATERBORNE PAVEMENT STRIPING PAINT. When non-specification paint is inadvertently incorporated into the work the Department will accept the material with a reduction in pay. The percentage deduction is cumulative based on its compositional properties, but will not exceed 60 percent. The Department will calculate the payment reduction on the unit bid price for the routes where the non-specification paint was used.

DURABLE WATERBORNE PAVEMENT STRIPING PAINT REDUCTION SCHEDULE						
Non-conforming Property	Resin	Color	Contrast	TiO₂	VOC	Heavy Metals Content
Reduction Rate	60%	10%	10%	10%	60%	60%

SPECIAL PROVISION FOR EMBANKMENT AT BRIDGE END BENT STRUCTURES

This Special Provision will apply when indicated on the plans or in the proposal. Section references herein are to the Department's 2008 Standard Specifications for Road and Bridge Construction.

1.0 DESCRIPTION. Construct a soil, granular, or rock embankment with granular or cohesive pile core and place structure granular backfill, as the Plans require. Construct the embankment according to the requirements of this Special Provision, the Plans, Standard Drawing RGX 100 and 105, and the 2008 Standard Specifications.

2.0 MATERIALS.

2.1 Granular Embankment. Conform to Subsection 805.10. When Granular Embankment materials are erodible or unstable according to Subsection 805.03.04, use the Special Construction Methods found in 3.2 of the Special Provision.

2.2 Rock Embankment. Provide durable rock from roadway excavation that consists principally of Unweathered Limestone, Durable Shale (SDI equal to or greater than 95 according to KM 64-513), or Durable Sandstone.

2.3 Granular Pile Core. Select a gradation of durable rock to facilitate pile driving that conforms to Subsection 805.11. If granular pile core material hinders pile driving operations, take appropriate means necessary to reach the required pile tip elevation, at no expense to the Department.

2.4 Cohesive Pile Core. Conform to Section 206 of the Standard Specifications and use soil with at least 50 percent passing a No. 4 sieve having a minimum Plasticity Index (PI) of 10. In addition, keep the cohesive pile core free of boulders, larger than 6 inches in any dimension, or any other obstructions, which would interfere with drilling operations. If cohesive pile core material interferes with drilling operations, take appropriate means necessary to maintain excavation stability, at no expense to the Department.

2.5 Structure Granular Backfill. Conform to Subsection 805.11

2.6 Geotextile Fabric. Conform to Type I or Type IV in Section 214 and 843 as required in the plans.

3.0 CONSTRUCTION.

3.1 General. Construct roadway embankments at end bents according to Section 206 and in accordance with the Special Provision, the Plans, and Standard Drawings for the full embankment section. In some instances, granular or rock embankment will be required for embankment construction for stability purposes, but this special provision does not prevent the use of soil when appropriate. Refer to the plans for specific details regarding material requirements for embankment construction.

Place and compact granular or cohesive pile core, soil, granular or rock embankment, and structure granular backfill according to the applicable density requirements for the project. When constructing granular or rock embankments, use granular pile core for driven pile foundations and use cohesive pile core for pre-drilled pile or drilled shaft foundations. Place geotextile fabric, Type IV between cohesive pile core and structure granular backfill and granular or rock embankment.

When granular or rock embankment is required for embankment construction, conform to the general requirements of Subsection 206.03.02 B). In addition, place the material in no greater than 2-foot lifts and compact with a vibrating smooth wheel roller capable of producing a minimum centrifugal force of 15 tons. Apply these requirements to the full width of the embankment for a distance of half the embankment height or 50 feet, whichever is greater, as shown on Standard Drawing RGX-105.

When using granular pile core, install 8-inch perforated underdrain pipe at or near the elevation of the original ground in the approximate locations depicted on the standard drawing, and as the Engineer directs, to ensure positive drainage of the embankment. Wrap the perforated pipe with a fabric of a type recommended by the pipe manufacturer.

After constructing the embankment, excavate for the end bent cap, drive piling or install shafts, place the mortar bed, construct the end bent, and complete the embankment to finish grade according to the construction sequence shown on the Plans or Standard Drawings and as specified hereinafter.

After piles are driven or shafts installed (see design drawings), slope the bottom of the excavation towards the ends of the trench as noted on the plans for drainage. Using a separate pour, place concrete mortar, or any class concrete, to provide a base for forming and placing the cap. Place side forms for the end bent after the mortar has set sufficiently to support workmen and forms without being disturbed.

Install 4-inch perforated pipe in accordance with the plans and Standard Drawings. In the event slope protection extends above the elevation of the perforated pipe, extend the pipe through the slope protection.

After placing the end bent cap and removing adjacent forms, fill the excavation with structure granular backfill material to the level of the berm prior to placing beams for the bridge. For soil embankments, place Type IV geotextile fabric between embankment material and structure granular backfill. After completing the end bent backwall, or after completing the span end wall, place the structure granular backfill to subgrade elevation. If the original excavation is enlarged, fill the entire volume with compacted structure granular backfill at no expense to the Department. Do not place backfill before removing adjacent form work. Place structure granular backfill material in trench ditches at the ends of the excavation. Place Geotextile Fabric, Type IV over the surface of structure granular backfill prior to placing aggregate base course.

Tamp the backfill with hand tampers, pneumatic tampers, or other means the Engineer approves. Thoroughly compact the backfill under the overhanging portions of the structure to ensure that the backfill is in intimate contact with the sides of the structure.

Do not apply seeding, sodding, or other vegetation to the exposed granular embankment.

3.2 Special Construction Methods. Erodible or unstable materials may erode even when protected by riprap or channel lining; use the special construction method described below when using these materials.

Use fine aggregates or friable sandstone granular embankment at "dry land" structures only. Do not use them at stream crossings or locations subject to flood waters.

For erodible or unstable materials having 50 percent or more passing the No. 4 sieve, protect with geotextile fabric. Extend the fabric from the original ground to the top of slope over the entire area of the embankment slopes on each side of, and in front of, the end bent. Cover the fabric with at least 12 inches of non-erodible material.

For erodible or unstable materials having less than 50 percent passing a No. 4 sieve, cover with at least 12 inches of non-erodible material.

Where erodible or unstable granular embankment will be protected by riprap or channel lining, place geotextile fabric between the embankment and the specified slope protection.

4.0 MEASUREMENT.

4.1 Granular Embankment. The Department will measure the quantity in cubic yards using the plan quantity, increased or decreased by authorized adjustments as specified in Section 204. The Department will not measure for payment any Granular Embankment that is not called for in the plans.

The Department will not measure for payment any special construction caused by using erodible or unstable materials and will consider it incidental to the Granular Embankment regardless of whether the erodible or unstable material was specified or permitted.

4.2 Rock Embankment. The Department will not measure for payment any rock embankment and will consider it incidental to roadway excavation or embankment in place, as applicable. (embankments requiring rock with none present within project excavation limits will be constructed using granular embankment)

4.3 Granular Pile Core. The Department will measure the quantity in cubic yards using the plan quantity, increased or decreased by authorized adjustments as specified in Section 204. The Department will not measure for payment furnishing and placing 8-inch perforated underdrain pipe and will consider it incidental to the Granular pile core. The Department will not measure for payment any granular pile core that is necessary because the contractor elects to use granular or rock embankment when it is not specified in the plans.

4.4 Cohesive Pile Core. The Department will measure the quantity in cubic yards using the plan quantity, increased or decreased by authorized adjustments as specified in Section 204.

4.5 Structure Granular Backfill. The Department will measure the quantity in cubic yards using the plan quantity, increased or decreased by authorized adjustments as specified in Section 204. The Department will not measure any additional material required for backfill outside the limits shown on the Plans and Standard Drawings for payment and will consider it incidental to the work.

When following construction sequence “A”, as shown on the Standard Drawings, the Department will not measure structure excavation at the end bent for payment and will consider it incidental to Structure Granular Backfill.

The Department will not measure for payment the 4-inch perforated underdrain pipe and will consider it incidental to the Structure Granular Backfill.

4.6 Geotextile Fabric. The Department will measure the quantities as specified in Section 214. The Department will not measure the quantity of fabric used for separating granular or rock embankment and cohesive pile core and will consider it incidental to cohesive pile core.

4.7 End Bent. The Department will measure the quantities according to the Contract. The Department will not measure furnishing and placing the 2-inch mortar or concrete bed for payment and will consider it incidental to the end bent construction.

5.0 PAYMENT. The Department will make payment for the completed and accepted quantities under the following:

<u>Code</u>	<u>Pay Item</u>	<u>Pay Unit</u>
02223	Granular Embankment	Cubic Yards
20209EP69	Granular Pile Core	Cubic Yards
20210EP69	Cohesive Pile Core	Cubic Yards

69

02231	Structure Granular Backfill	Cubic Yards
02596, 02599	Geotextile Fabric, Type	See Section 214

The Department will consider payment as full compensation for all work required in this provision.

April 24, 2008

PART III

EMPLOYMENT, WAGE AND RECORD REQUIREMENTS

**REQUIRED CONTRACT PROVISIONS
FEDERAL-AID CONSTRUCTION CONTRACTS**

	Page
I. General-----	1
II. Nondiscrimination-----	1
III. Nonsegregated Facilities-----	3
IV. Payment of Predetermined Minimum Wage-----	3
V. Statements and Payrolls-----	6
VI. Record of Materials, Supplies, and Labor-----	6
VII. Subletting or Assigning the Contract-----	7
VIII. Safety: Accident Prevention-----	7
IX. False Statements Concerning Highway Projects-----	7
X. Implementation of Clean Air Act and Federal Water Pollution Control Act-----	8
XI. Certification Regarding Debarment, Suspension, Ineligibility, and Voluntary Exclusion-----	8
XII. Certification Regarding Use of Contract Funds for Lobbying-----	9

ATTACHMENTS

- A. Employment Preference for Appalachian Contracts
(included in Appalachian contracts only)

I. GENERAL

1. These contract provisions shall apply to all work performed on the contract by the contractor's own organization and with the assistance of workers under the contractor's immediate superintendence and to all work performed on the contract by piecework, station work, or by subcontract.

2. Except as otherwise provided for in each section, the contractor shall insert in each subcontract all of the stipulations contained in these Required Contract Provisions, and further require their inclusion in any lower tier subcontract or purchase order that may in turn be made. The Required Contract Provisions shall not be incorporated by reference in any case. The prime contractor shall be responsible for compliance by any subcontractor or lower tier subcontractor with these Required Contract Provisions.

3. A breach of any of the stipulations contained in these Required Contract Provisions shall be sufficient grounds for termination of the contract.

4. A breach of the following clauses of the Required Contract Provisions may also be grounds for debarment as provided in 29 CFR 5.12:

- Section I, paragraph 2;
- Section IV, paragraphs 1, 2, 3, 4, and 7;
- Section V, paragraphs 1 and 2a through 2g.

5. Disputes arising out of the labor standards provisions of Section IV (except paragraph 5) and Section V of these Required Contract Provisions shall not be subject to the general disputes clause of this contract. Such disputes shall be resolved in accordance with the procedures of the U.S. Department of Labor (DOL) as set forth in 29 CFR 5, 6, and 7. Disputes within the meaning of this clause include disputes between the contractor (or any of its subcontractors) and the contracting agency, the DOL, or the contractor's employees or their representatives.

6. **Selection of Labor:** During the performance of this contract, the contractor shall not:

a. discriminate against labor from any other State, possession, or territory of the United States (except for employment preference for Appalachian contracts, when applicable, as specified in Attachment A), or

b. employ convict labor for any purpose within the limits of the project unless it is labor performed by convicts who are on parole, supervised release, or probation.

II. NONDISCRIMINATION

(Applicable to all Federal-aid construction contracts and to all related subcontracts of \$10,000 or more.)

1. **Equal Employment Opportunity:** Equal employment opportunity (EEO) requirements not to discriminate and to take affirmative action to assure equal opportunity as set forth under laws, executive orders, rules, regulations (28 CFR 35, 29 CFR 1630 and 41 CFR 60) and orders of the Secretary of Labor as modified by the provisions prescribed herein, and imposed pursuant to 23 U.S.C. 140 shall constitute the EEO and specific affirmative action standards for the contractor's project activities under this contract. The Equal Opportunity Construction Contract Specifications set forth under 41 CFR 60-4.3 and the provisions of the American Disabilities Act of 1990 (42 U.S.C. 12101 *et seq.*) set forth under 28 CFR 35 and 29 CFR 1630 are incorporated by reference in this contract. In the execution of this contract, the contractor agrees to comply with the following minimum specific requirement activities of EEO:

a. The contractor will work with the State highway agency (SHA) and the Federal Government in carrying out EEO obligations and in their review of his/her activities under the contract.

b. The contractor will accept as his operating policy the following statement:

"It is the policy of this Company to assure that applicants are employed, and that employees are treated during employment, without regard to their race, religion, sex, color, national origin, age or disability. Such action shall include: employment, upgrading, demotion, or transfer; recruitment or recruitment advertising; layoff or termination; rates of pay or other forms of compensation; and selection for training, including apprenticeship, preapprenticeship, and/or on-the-job training."

2. **EEO Officer:** The contractor will designate and make known to the SHA contracting officers an EEO Officer who will have the responsibility for and must be capable of effectively administering and promoting an active contractor program of EEO and who must be assigned adequate authority and responsibility to do so.

3. **Dissemination of Policy:** All members of the contractor's staff who are authorized to hire, supervise, promote, and discharge employees, or who recommend such action, or who are substantially involved in such action, will be made fully cognizant of, and will implement, the contractor's EEO policy and contractual responsibilities to provide EEO in each grade and classification of employment. To ensure that the above agreement will be met, the following actions will be taken as a minimum:

a. Periodic meetings of supervisory and personnel office employees will be conducted before the start of work and then not less often than once every six months, at which time the contractor's EEO policy and its implementation will be reviewed and explained. The meetings will be conducted by the EEO Officer.

b. All new supervisory or personnel office employees will be given a thorough indoctrination by the EEO Officer, covering all major aspects of the contractor's EEO obligations within thirty days following their reporting for duty with the contractor.

c. All personnel who are engaged in direct recruitment for the project will be instructed by the EEO Officer in the contractor's procedures for locating and hiring minority group employees.

d. Notices and posters setting forth the contractor's EEO policy will be placed in areas readily accessible to employees, applicants for employment and potential employees.

e. The contractor's EEO policy and the procedures to implement such policy will be brought to the attention of employees by means of meetings, employee handbooks, or other appropriate means.

4. **Recruitment:** When advertising for employees, the contractor will include in all advertisements for employees the notation: "An Equal Opportunity Employer." All such advertisements will be placed in publications having a large circulation among minority groups in the area from which the project work force would normally be derived.

a. The contractor will, unless precluded by a valid bargaining agreement, conduct systematic and direct recruitment through public and private employee referral sources likely to yield qualified minority group applicants. To meet this requirement, the contractor will identify sources of potential minority group employees, and establish with such identified sources procedures whereby minority group applicants may be referred to the contractor for employment consideration.

b. In the event the contractor has a valid bargaining agreement providing for exclusive hiring hall referrals, he is expected to observe the provisions of that agreement to the extent that the system permits the contractor's compliance with EEO contract provisions. (The DOL has held that where implementation of such agreements have the effect of discriminating against minorities or women, or obligates the contractor to do the same, such implementation violates Executive Order 11246, as amended.)

c. The contractor will encourage his present employees to refer minority group applicants for employment. Information and procedures with regard to referring minority group applicants will be discussed with employees.

5. **Personnel Actions:** Wages, working conditions, and employee benefits shall be established and administered, and personnel actions of every type, including hiring, upgrading, promotion, transfer, demotion, layoff, and termination, shall be taken without regard to race, color, religion, sex, national origin, age or disability. The following procedures shall be followed:

a. The contractor will conduct periodic inspections of project sites to insure that working conditions and employee facilities do not indicate discriminatory treatment of project site personnel.

b. The contractor will periodically evaluate the spread of wages paid within each classification to determine any evidence of discriminatory wage practices.

c. The contractor will periodically review selected personnel actions in depth to determine whether there is evidence of discrimination. Where evidence is found, the contractor will promptly take corrective action. If the review indicates that the discrimination may extend beyond the actions reviewed, such corrective action shall include all affected persons.

d. The contractor will promptly investigate all complaints of alleged discrimination made to the contractor in connection with his obligations under this contract, will attempt to resolve such complaints, and will take appropriate corrective action within a reasonable time. If the investigation indicates that the discrimination may affect persons other than the complainant, such corrective action shall include such other persons. Upon completion of each investigation, the contractor will inform every complainant of all of his avenues of appeal.

6. **Training and Promotion:**

a. The contractor will assist in locating, qualifying, and increasing the skills of minority group and women employees, and applicants for employment.

b. Consistent with the contractor's work force requirements and as permissible under Federal and State regulations, the contractor shall make full use of training programs, i.e., apprenticeship, and on-the-job training programs for the geographical area of contract performance. Where feasible, 25 percent of apprentices or trainees in each occupation shall be in their first year of apprenticeship or training. In the event a special provision for training is provided under this contract, this subparagraph will be superseded as indicated in the special provision.

c. The contractor will advise employees and applicants for employment of available training programs and entrance requirements for each.

d. The contractor will periodically review the training and promotion potential of minority group and women employees and will encourage eligible employees to apply for such training and promotion.

7. **Unions:** If the contractor relies in whole or in part upon unions as a source of employees, the contractor will use his/her best efforts to obtain the cooperation of such unions to increase opportunities for minority groups and women within the unions, and to effect referrals by such unions of minority and female employees. Actions by the contractor either directly or through a contractor's association acting as agent will include the procedures set forth below:

a. The contractor will use best efforts to develop, in cooperation with the unions, joint training programs aimed toward qualifying more minority group members and women for membership in the unions and increasing the skills of minority group employees and women so that they may qualify for higher paying employment.

b. The contractor will use best efforts to incorporate an EEO clause into each union agreement to the end that such union will be contractually bound to refer applicants without regard to their race, color, religion, sex, national origin, age or disability.

c. The contractor is to obtain information as to the referral practices and policies of the labor union except that to the extent such information is within the exclusive possession of the labor union and such labor union refuses to furnish such information to the contractor, the contractor shall so certify to the SHA and shall set forth what efforts have been made to obtain such information.

d. In the event the union is unable to provide the contractor with a reasonable flow of minority and women referrals within the time limit set forth in the collective bargaining agreement, the contractor will, through independent recruitment efforts, fill the employment vacancies without regard to race, color, religion, sex, national origin,

age or disability; making full efforts to obtain qualified and/or qualifiable minority group persons and women. (The DOL has held that it shall be no excuse that the union with which the contractor has a collective bargaining agreement providing for exclusive referral failed to refer minority employees.) In the event the union referral practice prevents the contractor from meeting the obligations pursuant to Executive Order 11246, as amended, and these special provisions, such contractor shall immediately notify the SHA.

8. Selection of Subcontractors, Procurement of Materials and Leasing of Equipment: The contractor shall not discriminate on the grounds of race, color, religion, sex, national origin, age or disability in the selection and retention of subcontractors, including procurement of materials and leases of equipment.

a. The contractor shall notify all potential subcontractors and suppliers of his/her EEO obligations under this contract.

b. Disadvantaged business enterprises (DBE), as defined in 49 CFR 23, shall have equal opportunity to compete for and perform subcontracts which the contractor enters into pursuant to this contract. The contractor will use his best efforts to solicit bids from and to utilize DBE subcontractors or subcontractors with meaningful minority group and female representation among their employees. Contractors shall obtain lists of DBE construction firms from SHA personnel.

c. The contractor will use his best efforts to ensure subcontractor compliance with their EEO obligations.

9. Records and Reports: The contractor shall keep such records as necessary to document compliance with the EEO requirements. Such records shall be retained for a period of three years following completion of the contract work and shall be available at reasonable times and places for inspection by authorized representatives of the SHA and the FHWA.

a. The records kept by the contractor shall document the following:

(1) The number of minority and non-minority group members and women employed in each work classification on the project;

(2) The progress and efforts being made in cooperation with unions, when applicable, to increase employment opportunities for minorities and women;

(3) The progress and efforts being made in locating, hiring, training, qualifying, and upgrading minority and female employees; and

(4) The progress and efforts being made in securing the services of DBE subcontractors or subcontractors with meaningful minority and female representation among their employees.

b. The contractors will submit an annual report to the SHA each July for the duration of the project, indicating the number of minority, women, and non-minority group employees currently engaged in each work classification required by the contract work. This information is to be reported on Form FHWA-1391. If on-the-job training is being required by special provision, the contractor will be required to collect and report training data.

III. NONSEGREGATED FACILITIES

(Applicable to all Federal-aid construction contracts and to all related subcontracts of \$10,000 or more.)

a. By submission of this bid, the execution of this contract or subcontract, or the consummation of this material supply agreement or purchase order, as appropriate, the bidder, Federal-aid construction contractor, subcontractor, material supplier, or vendor, as appropriate, certifies that the firm does not maintain or provide for its employees any segregated facilities at any of its establishments, and that the firm does not permit its employees to perform their services at any location, under its control, where segregated facilities are maintained. The firm agrees that a breach of this certification is a violation of the EEO provisions of this contract. The firm further certifies that no employee will be denied access to adequate facilities on the basis of sex or disability.

b. As used in this certification, the term "segregated facilities" means any waiting rooms, work areas, restrooms and washrooms, restaurants and other eating areas, timeclocks, locker rooms, and other storage or dressing areas, parking lots, drinking fountains, recreation or entertainment areas, transportation, and housing facilities provided for employees which are segregated by explicit directive, or are, in fact, segregated on the basis of race, color, religion, national origin, age or disability, because of habit, local custom, or otherwise. The only exception will be for the disabled when the demands for accessibility override (e.g. disabled parking).

c. The contractor agrees that it has obtained or will obtain identical certification from proposed subcontractors or material suppliers prior to award of subcontracts or consummation of material supply agreements of \$10,000 or more and that it will retain such certifications in its files.

IV. PAYMENT OF PREDETERMINED MINIMUM WAGE

(Applicable to all Federal-aid construction contracts exceeding \$2,000 and to all related subcontracts, except for projects located on roadways classified as local roads or rural minor collectors, which are exempt.)

1. General:

a. All mechanics and laborers employed or working upon the site of the work will be paid unconditionally and not less often than once a week and without subsequent deduction or rebate on any account [except such payroll deductions as are permitted by regulations (29 CFR 3) issued by the Secretary of Labor under the Copeland Act (40 U.S.C. 276c)] the full amounts of wages and bona fide fringe benefits (or cash equivalents thereof) due at time of payment. The payment shall be computed at wage rates not less than those contained in the wage determination of the Secretary of Labor (hereinafter "the wage determination") which is attached hereto and made a part hereof, regardless of any contractual relationship which may be alleged to exist between the contractor or its subcontractors and such laborers and mechanics. The wage determination (including any additional classifications and wage rates conformed under paragraph 2 of this Section IV and the DOL poster (WH-1321) or Form FHWA-1495) shall be posted at all times by the contractor and its subcontractors at the site of the work in a prominent and accessible place where it can be easily seen by the workers. For the purpose of this Section, contributions made or costs reasonably anticipated for bona fide fringe benefits under Section 1(b)(2) of the Davis-Bacon Act (40 U.S.C. 276a) on behalf of laborers or mechanics are considered wages paid to such laborers or mechanics, subject to the provisions of Section IV, paragraph 3b, hereof. Also, for the purpose of this Section, regular contributions made or costs incurred for more than a weekly period (but not less often than quarterly) under plans, funds, or programs, which cover the particular weekly period, are deemed to be constructively made or incurred during such weekly period. Such laborers and mechanics

shall be paid the appropriate wage rate and fringe benefits on the wage determination for the classification of work actually performed, without regard to skill, except as provided in paragraphs 4 and 5 of this Section IV.

b. Laborers or mechanics performing work in more than one classification may be compensated at the rate specified for each classification for the time actually worked therein, provided, that the employer's payroll records accurately set forth the time spent in each classification in which work is performed.

c. All rulings and interpretations of the Davis-Bacon Act and related acts contained in 29 CFR 1, 3, and 5 are herein incorporated by reference in this contract.

2. Classification:

a. The SHA contracting officer shall require that any class of laborers or mechanics employed under the contract, which is not listed in the wage determination, shall be classified in conformance with the wage determination.

b. The contracting officer shall approve an additional classification, wage rate and fringe benefits only when the following criteria have been met:

(1) the work to be performed by the additional classification requested is not performed by a classification in the wage determination;

(2) the additional classification is utilized in the area by the construction industry;

(3) the proposed wage rate, including any bona fide fringe benefits, bears a reasonable relationship to the wage rates contained in the wage determination; and

(4) with respect to helpers, when such a classification prevails in the area in which the work is performed.

c. If the contractor or subcontractors, as appropriate, the laborers and mechanics (if known) to be employed in the additional classification or their representatives, and the contracting officer agree on the classification and wage rate (including the amount designated for fringe benefits where appropriate), a report of the action taken shall be sent by the contracting officer to the DOL, Administrator of the Wage and Hour Division, Employment Standards Administration, Washington, D.C. 20210. The Wage and Hour Administrator, or an authorized representative, will approve, modify, or disapprove every additional classification action within 30 days of receipt and so advise the contracting officer or will notify the contracting officer within the 30-day period that additional time is necessary.

d. In the event the contractor or subcontractors, as appropriate, the laborers or mechanics to be employed in the additional classification or their representatives, and the contracting officer do not agree on the proposed classification and wage rate (including the amount designated for fringe benefits, where appropriate), the contracting officer shall refer the questions, including the views of all interested parties and the recommendation of the contracting officer, to the Wage and Hour Administrator for determination. Said Administrator, or an authorized representative, will issue a determination within 30 days of receipt and so advise the contracting officer or will notify the contracting officer within the 30-day period that additional time is necessary

e. The wage rate (including fringe benefits where appropriate) determined pursuant to paragraph 2c or 2d of this Section IV shall be paid to all workers performing work in the additional classification from the first day on which work is performed in the classification.

3. Payment of Fringe Benefits:

a. Whenever the minimum wage rate prescribed in the contract for a class of laborers or mechanics includes a fringe benefit which is not expressed as an hourly rate, the contractor or subcontractors, as appropriate, shall either pay the benefit as stated in the wage determination or shall pay another bona fide fringe benefit or an hourly case equivalent thereof.

b. If the contractor or subcontractor, as appropriate, does not make payments to a trustee or other third person, he/she may consider as a part of the wages of any laborer or mechanic the amount of any costs reasonably anticipated in providing bona fide fringe benefits under a plan or program, provided, that the Secretary of Labor has found, upon the written request of the contractor, that the applicable standards of the Davis-Bacon Act have been met. The Secretary of Labor may require the contractor to set aside in a separate account assets for the meeting of obligations under the plan or program.

4. Apprentices and Trainees (Programs of the U.S. DOL) and Helpers:

a. Apprentices:

(1) Apprentices will be permitted to work at less than the predetermined rate for the work they performed when they are employed pursuant to and individually registered in a bona fide apprenticeship program registered with the DOL, Employment and Training Administration, Bureau of Apprenticeship and Training, or with a State apprenticeship agency recognized by the Bureau, or if a person is employed in his/her first 90 days of probationary employment as an apprentice in such an apprenticeship program, who is not individually registered in the program, but who has been certified by the Bureau of Apprenticeship and Training or a State apprenticeship agency (where appropriate) to be eligible for probationary employment as an apprentice.

(2) The allowable ratio of apprentices to journeyman-level employees on the job site in any craft classification shall not be greater than the ratio permitted to the contractor as to the entire work force under the registered program. Any employee listed on a payroll at an apprentice wage rate, who is not registered or otherwise employed as stated above, shall be paid not less than the applicable wage rate listed in the wage determination for the classification of work actually performed. In addition, any apprentice performing work on the job site in excess of the ratio permitted under the registered program shall be paid not less than the applicable wage rate on the wage determination for the work actually performed. Where a contractor or subcontractor is performing construction on a project in a locality other than that in which its program is registered, the ratios and wage rates (expressed in percentages of the journeyman-level hourly rate) specified in the contractor's or subcontractor's registered program shall be observed.

(3) Every apprentice must be paid at not less than the rate specified in the registered program for the apprentice's level of progress, expressed as a percentage of the journeyman-level hourly rate specified in the applicable wage determination. Apprentices shall be paid fringe benefits in accordance with the provisions of the apprenticeship program. If the apprenticeship program does not specify fringe benefits, apprentices must be paid the full amount of fringe benefits listed on the wage determination for the applicable

classification. If the Administrator for the Wage and Hour Division determines that a different practice prevails for the applicable apprentice classification, fringes shall be paid in accordance with that determination.

(4) In the event the Bureau of Apprenticeship and Training, or a State apprenticeship agency recognized by the Bureau, withdraws approval of an apprenticeship program, the contractor or subcontractor will no longer be permitted to utilize apprentices at less than the applicable predetermined rate for the comparable work performed by regular employees until an acceptable program is approved.

b. Trainees:

(1) Except as provided in 29 CFR 5.16, trainees will not be permitted to work at less than the predetermined rate for the work performed unless they are employed pursuant to and individually registered in a program which has received prior approval, evidenced by formal certification by the DOL, Employment and Training Administration.

(2) The ratio of trainees to journeyman-level employees on the job site shall not be greater than permitted under the plan approved by the Employment and Training Administration. Any employee listed on the payroll at a trainee rate who is not registered and participating in a training plan approved by the Employment and Training Administration shall be paid not less than the applicable wage rate on the wage determination for the classification of work actually performed. In addition, any trainee performing work on the job site in excess of the ratio permitted under the registered program shall be paid not less than the applicable wage rate on the wage determination for the work actually performed.

(3) Every trainee must be paid at not less than the rate specified in the approved program for his/her level of progress, expressed as a percentage of the journeyman-level hourly rate specified in the applicable wage determination. Trainees shall be paid fringe benefits in accordance with the provisions of the trainee program. If the trainee program does not mention fringe benefits, trainees shall be paid the full amount of fringe benefits listed on the wage determination unless the Administrator of the Wage and Hour Division determines that there is an apprenticeship program associated with the corresponding journeyman-level wage rate on the wage determination which provides for less than full fringe benefits for apprentices, in which case such trainees shall receive the same fringe benefits as apprentices.

(4) In the event the Employment and Training Administration withdraws approval of a training program, the contractor or subcontractor will no longer be permitted to utilize trainees at less than the applicable predetermined rate for the work performed until an acceptable program is approved.

c. Helpers:

Helpers will be permitted to work on a project if the helper classification is specified and defined on the applicable wage determination or is approved pursuant to the conformance procedure set forth in Section IV.2. Any worker listed on a payroll at a helper wage rate, who is not a helper under an approved definition, shall be paid not less than the applicable wage rate on the wagedetermination for the classification of work actually performed.

5. Apprentices and Trainees (Programs of the U.S. DOT):

Apprentices and trainees working under apprenticeship and skill training programs which have been certified by the Secretary of

Transportation as promoting EEO in connection with Federal-aid highway construction programs are not subject to the requirements of paragraph 4 of this Section IV. The straight time hourly wage rates for apprentices and trainees under such programs will be established by the particular programs. The ratio of apprentices and trainees to journeymen shall not be greater than permitted by the terms of the particular program.

6. Withholding:

The SHA shall upon its own action or upon written request of an authorized representative of the DOL withhold, or cause to be withheld, from the contractor or subcontractor under this contract or any other Federal contract with the same prime contractor, or any other Federally-assisted contract subject to Davis-Bacon prevailing wage requirements which is held by the same prime contractor, as much of the accrued payments or advances as may be considered necessary to pay laborers and mechanics, including apprentices, trainees, and helpers, employed by the contractor or any subcontractor the full amount of wages required by the contract. In the event of failure to pay any laborer or mechanic, including any apprentice, trainee, or helper, employed or working on the site of the work, all or part of the wages required by the contract, the SHA contracting officer may, after written notice to the contractor, take such action as may be necessary to cause the suspension of any further payment, advance, or guarantee of funds until such violations have ceased.

7. Overtime Requirements:

No contractor or subcontractor contracting for any part of the contract work which may require or involve the employment of laborers, mechanics, watchmen, or guards (including apprentices, trainees, and helpers described in paragraphs 4 and 5 above) shall require or permit any laborer, mechanic, watchman, or guard in any workweek in which he/she is employed on such work, to work in excess of 40 hours in such workweek unless such laborer, mechanic, watchman, or guard receives compensation at a rate not less than one-and-one-half times his/her basic rate of pay for all hours worked in excess of 40 hours in such workweek.

8. Violation:

Liability for Unpaid Wages; Liquidated Damages: In the event of any violation of the clause set forth in paragraph 7 above, the contractor and any subcontractor responsible thereof shall be liable to the affected employee for his/her unpaid wages. In addition, such contractor and subcontractor shall be liable to the United States (in the case of work done under contract for the District of Columbia or a territory, to such District or to such territory) for liquidated damages. Such liquidated damages shall be computed with respect to each individual laborer, mechanic, watchman, or guard employed in violation of the clause set forth in paragraph 7, in the sum of \$10 for each calendar day on which such employee was required or permitted to work in excess of the standard work week of 40 hours without payment of the overtime wages required by the clause set forth in paragraph 7.

9. Withholding for Unpaid Wages and Liquidated Damages:

The SHA shall upon its own action or upon written request of any authorized representative of the DOL withhold, or cause to be withheld, from any monies payable on account of work performed by the contractor or subcontractor under any such contract or any other Federal contract with the same prime contractor, or any other Federally-assisted contract subject to the Contract Work Hours and Safety Standards Act, which is held by the same prime contractor, such sums as may be determined to be necessary to satisfy any

liabilities of such contractor or subcontractor for unpaid wages and liquidated damages as provided in the clause set forth in paragraph 8 above.

V. STATEMENTS AND PAYROLLS

(Applicable to all Federal-aid construction contracts exceeding \$2,000 and to all related subcontracts, except for projects located on roadways classified as local roads or rural collectors, which are exempt.)

1. Compliance with Copeland Regulations (29 CFR 3):

The contractor shall comply with the Copeland Regulations of the Secretary of Labor which are herein incorporated by reference.

2. Payrolls and Payroll Records:

a. Payrolls and basic records relating thereto shall be maintained by the contractor and each subcontractor during the course of the work and preserved for a period of 3 years from the date of completion of the contract for all laborers, mechanics, apprentices, trainees, watchmen, helpers, and guards working at the site of the work.

b. The payroll records shall contain the name, social security number, and address of each such employee; his or her correct classification; hourly rates of wages paid (including rates of contributions or costs anticipated for bona fide fringe benefits or cash equivalent thereof the types described in Section 1(b)(2)(B) of the Davis Bacon Act); daily and weekly number of hours worked; deductions made; and actual wages paid. In addition, for Appalachian contracts, the payroll records shall contain a notation indicating whether the employee does, or does not, normally reside in the labor area as defined in Attachment A, paragraph 1. Whenever the Secretary of Labor, pursuant to Section IV, paragraph 3b, has found that the wages of any laborer or mechanic include the amount of any costs reasonably anticipated in providing benefits under a plan or program described in Section 1(b)(2)(B) of the Davis Bacon Act, the contractor and each subcontractor shall maintain records which show that the commitment to provide such benefits is enforceable, that the plan or program is financially responsible, that the plan or program has been communicated in writing to the laborers or mechanics affected, and show the cost anticipated or the actual cost incurred in providing benefits. Contractors or subcontractors employing apprentices or trainees under approved programs shall maintain written evidence of the registration of apprentices and trainees, and ratios and wage rates prescribed in the applicable programs.

c. Each contractor and subcontractor shall furnish, each week in which any contract work is performed, to the SHA resident engineer a payroll of wages paid each of its employees (including apprentices, trainees, and helpers, described in Section IV, paragraphs 4 and 5, and watchmen and guards engaged on work during the preceding weekly payroll period). The payroll submitted required to be maintained under paragraph 2b of this Section V. This information may be submitted in any form desired. Optional Form WH-347 is available for this purpose and may be purchased from the Superintendent of Documents (Federal stock number 029-005-0014-1), U.S. Government Printing Office, Washington, D.C. 20402. The prime contractor is responsible for the submission of copies of payrolls by all subcontractors.

d. Each payroll submitted shall be accompanied by a "Statement of Compliance," signed by the contractor or subcontractor or his/her agent who pays or supervises the payment of the persons employed under the contract and shall certify the following:

(1) that the payroll for the payroll period contains the information required to be maintained under paragraph 2b of this Section V and that such information is correct and complete;

(2) that such laborer or mechanic (including each helper, apprentice, and trainee) employed on the contract during the payroll period has been paid the full weekly wages earned, without rebate, either directly or indirectly, and that no deductions have been made either directly or indirectly from the full wages earned, other than permissible deductions as set forth in the Regulations, 29 CFR 3;

(3) that each laborer or mechanic has been paid not less than the applicable wage rate and fringe benefits or cash equivalent for the classification of work performed, as specified in the applicable wage determination incorporated into the contract.

e. The weekly submission of a properly executed certification set forth on the reverse side of Optional Form WH-347 shall satisfy the requirement for submission of the "Statement of Compliance" required by paragraph 2d of this Section V.

f. The falsification of any of the above certifications may subject the contractor to civil or criminal prosecution under 18 U.S.C. 1001 and 31 U.S.C. 231.

g. The contractor or subcontractor shall make the records required under paragraph 2b of this Section V available for inspection, copying, or transcription by authorized representatives of the SHA, the FHWA, or the DOL, and shall permit such representatives to interview employees during working hours on the job. If the contractor or subcontractor fails to submit the required records or to make them available, the SHA, the FHWA, the DOL, or all may, after written notice to the contractor, sponsor, applicant, or owner, take such actions as may be necessary to cause the suspension of any further payment, advance, or guarantee of funds. Furthermore, failure to submit the required records upon request or to make such records available may be grounds for debarment action pursuant to 29 CFR 5.12.

VI. RECORD OF MATERIALS, SUPPLIES, AND LABOR

1. On all Federal-aid contracts on the National Highway System, except those which provide solely for the installation of protective devices at railroad grade crossings, those which are constructed on a force account or direct labor basis, highway beautification contracts, and contracts for which the total final construction cost for roadway and bridge is less than \$1,000,000 (23 CFR 635) the contractor shall:

a. Become familiar with the list of specific materials and supplies contained in Form FHWA-47, "Statement of Materials and Labor Used by Contractor of Highway Construction Involving Federal Funds," prior to the commencement of work under this contract.

b. Maintain a record of the total cost of all materials and supplies purchased for and incorporated in the work, and also of the quantities of those specific materials and supplies listed on Form FHWA-47, and in the units shown on Form FHWA-47.

c. Furnish, upon the completion of the contract, to the SHA resident engineer on Form FHWA-47 together with the data required in paragraph 1b relative to materials and supplies, a final labor summary of all contract work indicating the total hours worked and the total amount earned.

2. At the prime contractor's option, either a single report covering all contract work or separate reports for the contractor and for each subcontract shall be submitted.

VII. SUBLETTING OR ASSIGNING THE CONTRACT

1. The contractor shall perform with its own organization contract work amounting to not less than 30 percent (or a greater percentage if specified elsewhere in the contract) of the total original contract price, excluding any specialty items designated by the State. Specialty items may be performed by subcontract and the amount of any such specialty items performed may be deducted from the total original contract price before computing the amount of work required to be performed by the contractor's own organization (23 CFR 635).

a. "Its own organization" shall be construed to include only workers employed and paid directly by the prime contractor and equipment owned or rented by the prime contractor, with or without operators. Such term does not include employees or equipment of a subcontractor, assignee, or agent of the prime contractor.

b. "Specialty Items" shall be construed to be limited to work that requires highly specialized knowledge, abilities, or equipment not ordinarily available in the type of contracting organizations qualified and expected to bid on the contract as a whole and in general are to be limited to minor components of the overall contract.

2. The contract amount upon which the requirements set forth in paragraph 1 of Section VII is computed includes the cost of material and manufactured products which are to be purchased or produced by the contractor under the contract provisions.

3. The contractor shall furnish (a) a competent superintendent or supervisor who is employed by the firm, has full authority to direct performance of the work in accordance with the contract requirements, and is in charge of all construction operations (regardless of who performs the work) and (b) such other of its own organizational resources (supervision, management, and engineering services) as the SHA contracting officer determines is necessary to assure the performance of the contract.

4. No portion of the contract shall be sublet, assigned or otherwise disposed of except with the written consent of the SHA contracting officer, or authorized representative, and such consent when given shall not be construed to relieve the contractor of any responsibility for the fulfillment of the contract. Written consent will be given only after the SHA has assured that each subcontract is evidenced in writing and that it contains all pertinent provisions and requirements of the prime contract.

VIII. SAFETY: ACCIDENT PREVENTION

1. In the performance of this contract the contractor shall comply with all applicable Federal, State, and local laws governing safety, health, and sanitation (23 CFR 635). The contractor shall provide all safeguards, safety devices and protective equipment and take any other needed actions as it determines, or as the SHA contracting officer may determine, to be reasonably necessary to protect the life and health of employees on the job and the safety of the public and to protect property in connection with the performance of the work covered by the contract.

2. It is a condition of this contract, and shall be made a condition of each subcontract, which the contractor enters into pursuant to this contract, that the contractor and any subcontractor shall not permit any employee, in performance of the contract, to work in surroundings or under conditions which are unsanitary, hazardous or dangerous to his/her health or safety, as determined under construction safety and health standards (29 CFR 1926) promulgated by the Secretary of Labor, in accordance with Section 107 of the Contract Work Hours and Safety Standards Act (40 U.S.C. 333).

3. Pursuant to 29 CFR 1926.3, it is a condition of this contract that the Secretary of Labor or authorized representative thereof, shall have right of entry to any site of contract performance to inspect or investigate the matter of compliance with the construction safety and health standards and to carry out the duties of the Secretary under Section 107 of the Contract Work Hours and Safety Standards Act (40 U.S.C. 333).

IX. FALSE STATEMENTS CONCERNING HIGHWAY PROJECTS

In order to assure high quality and durable construction in conformity with approved plans and specifications and a high degree of reliability on statements and representations made by engineers, contractors, suppliers, and workers on Federal-aid highway projects, it is essential that all persons concerned with the project perform their functions as carefully, thoroughly, and honestly as possible. Willful falsification, distortion, or misrepresentation with respect to any facts related to the project is a violation of Federal law. To prevent any misunderstanding regarding the seriousness of these and similar acts, the following notice shall be posted on each Federal-aid highway project (23 CFR 635) in one or more places where it is readily available to all persons concerned with the project:

NOTICE TO ALL PERSONNEL ENGAGED ON FEDERAL-AID HIGHWAY PROJECTS

18 U.S.C. 1020 reads as follows:

"Whoever, being an officer, agent, or employee of the United States, or of any State or Territory, or whoever, whether a person, association, firm, or corporation, knowingly makes any false statement, false representation, or false report as to the character, quality, quantity, or cost of the material used or to be used, or the quantity or quality of the work performed or to be performed, or the cost thereof in connection with the submission of plans, maps, specifications, contracts, or costs of construction on any highway or related project submitted for approval to the Secretary of Transportation; or

Whoever knowingly makes any false statement, false representation, false report or false claim with respect to the character, quality, quantity, or cost of any work performed or to be performed, or materials furnished or to be furnished, in connection with the construction of any highway or related project approved by the Secretary of Transportation; or

Whoever knowingly makes any false statement or false representation as to material fact in any statement, certificate, or report submitted pursuant to provisions of the Federal-aid Roads Act approved July 1, 1916, (39 Stat. 355), as amended and supplemented;

Shall be fined not more than \$10,000 or imprisoned not more than 5 years or both."

X. IMPLEMENTATION OF CLEAN AIR ACT AND FEDERAL WATER POLLUTION CONTROL ACT

(Applicable to all Federal-aid construction contracts and to all related subcontracts of \$100,000 or more.)

By submission of this bid or the execution of this contract, or subcontract, as appropriate, the bidder, Federal-aid construction contractor, or subcontractor, as appropriate, will be deemed to have stipulated as follows:

1. That any facility that is or will be utilized in the performance of this contract, unless such contract is exempt under the Clean Air Act, as amended (42 U.S.C. 1857 et seq., as amended by Pub.L. 91-604), and under the Federal Water Pollution Control Act, as amended (33 U.S.C. 1251 et seq., as amended by Pub.L. 92-500), Executive Order 11738, and regulations in implementation thereof (40 CFR 15) is not listed, on the date of contract award, on the U.S. Environmental Protection Agency (EPA) List of Violating Facilities pursuant to 40 CFR 15.20.

2. That the firm agrees to comply and remain in compliance with all the requirements of Section 114 of the Clean Air Act and Section 308 of the Federal Water Pollution Control Act and all regulations and guidelines listed thereunder.

3. That the firm shall promptly notify the SHA of the receipt of any communication from the Director, Office of Federal Activities, EPA, indicating that a facility that is or will be utilized for the contract is under consideration to be listed on the EPA List of Violating Facilities.

4. That the firm agrees to include or cause to be included the requirements of paragraph 1 through 4 of this Section X in every nonexempt subcontract, and further agrees to take such action as the government may direct as a means of enforcing such requirements.

XI. CERTIFICATION REGARDING DEBARMENT, SUSPENSION, INELIGIBILITY AND VOLUNTARY EXCLUSION

1. Instructions for Certification - Primary Covered Transactions:

(Applicable to all Federal-aid contracts - 49 CFR 29)

a. By signing and submitting this proposal, the prospective primary participant is providing the certification set out below.

b. The inability of a person to provide the certification set out below will not necessarily result in denial of participation in this covered transaction. The prospective participant shall submit an explanation of why it cannot provide the certification set out below. The certification or explanation will be considered in connection with the department or agency's determination whether to enter into this transaction. However, failure of the prospective primary participant to furnish a certification or an explanation shall disqualify such a person from participation in this transaction.

c. The certification in this clause is a material representation of fact upon which reliance was placed when the department or agency determined to enter into this transaction. If it is later determined that the prospective primary participant knowingly rendered an erroneous certification, in addition to other remedies available to the Federal Government, the department or agency may terminate this transaction for cause of default.

d. The prospective primary participant shall provide immediate written notice to the department or agency to whom this proposal is submitted if any time the prospective primary participant learns that its certification was erroneous when submitted or has become erroneous by reason of changed circumstances.

e. The terms "covered transaction," "debarred," "suspended," "ineligible," "lower tier covered transaction," "participant," "person," "primary covered transaction," "principal," "proposal," and "voluntarily excluded," as used in this clause, have the meanings set out in the Definitions and Coverage sections of rules implementing Executive Order 12549. You may contact the department or agency to which

this proposal is submitted for assistance in obtaining a copy of those regulations.

f. The prospective primary participant agrees by submitting this proposal that, should the proposed covered transaction be entered into, it shall not knowingly enter into any lower tier covered transaction with a person who is debarred, suspended, declared ineligible, or voluntarily excluded from participation in this covered transaction, unless authorized by the department or agency entering into this transaction.

g. The prospective primary participant further agrees by submitting this proposal that it will include the clause titled "Certification Regarding Debarment, Suspension, Ineligibility and Voluntary Exclusion-Lower Tier Covered Transaction," provided by the department or agency entering into this covered transaction, without modification, in all lower tier covered transactions and in all solicitations for lower tier covered transactions.

h. A participant in a covered transaction may rely upon a certification of a prospective participant in a lower tier covered transaction that is not debarred, suspended, ineligible, or voluntarily excluded from the covered transaction, unless it knows that the certification is erroneous. A participant may decide the method and frequency by which it determines the eligibility of its principals. Each participant may, but is not required to, check the nonprocurement portion of the "Lists of Parties Excluded From Federal Procurement or Nonprocurement Programs" (Nonprocurement List) which is compiled by the General Services Administration.

i. Nothing contained in the foregoing shall be construed to require establishment of a system of records in order to render in good faith the certification required by this clause. The knowledge and information of participant is not required to exceed that which is normally possessed by a prudent person in the ordinary course of business dealings.

j. Except for transactions authorized under paragraph f of these instructions, if a participant in a covered transaction knowingly enters into a lower tier covered transaction with a person who is suspended, debarred, ineligible, or voluntarily excluded from participation in this transaction, in addition to other remedies available to the Federal Government, the department or agency may terminate this transaction for cause or default.

* * * * *

Certification Regarding Debarment, Suspension, Ineligibility and Voluntary Exclusion--Primary Covered Transactions

1. The prospective primary participant certifies to the best of its knowledge and belief, that it and its principals:

a. Are not presently debarred, suspended, proposed for debarment, declared ineligible, or voluntarily excluded from covered transactions by any Federal department or agency;

b. Have not within a 3-year period preceding this proposal been convicted of or had a civil judgement rendered against them for commission of fraud or a criminal offense in connection with obtaining, attempting to obtain, or performing a public (Federal, State or local) transaction or contract under a public transaction; violation of Federal or State antitrust statutes or commission of embezzlement, theft, forgery, bribery, falsification or destruction of records, making false statements, or receiving stolen property;

c. Are not presently indicted for or otherwise criminally or civilly charged by a governmental entity (Federal, State or local) with commission of any of the offenses enumerated in paragraph 1b of this certification; and

d. Have not within a 3-year period preceding this application/proposal had one or more public transactions (Federal, State or local) terminated for cause or default.

2. Where the prospective primary participant is unable to certify to any of the statements in this certification, such prospective participant shall attach an explanation to this proposal.

* * * * *

2. Instructions for Certification - Lower Tier Covered Transactions:

(Applicable to all subcontracts, purchase orders and other lower tier transactions of \$25,000 or more - 49 CFR 29)

a. By signing and submitting this proposal, the prospective lower tier is providing the certification set out below.

b. The certification in this clause is a material representation of fact upon which reliance was placed when this transaction was entered into. If it is later determined that the prospective lower tier participant knowingly rendered an erroneous certification, in addition to other remedies available to the Federal Government, the department, or agency with which this transaction originated may pursue available remedies, including suspension and/or debarment.

c. The prospective lower tier participant shall provide immediate written notice to the person to which this proposal is submitted if at any time the prospective lower tier participant learns that its certification was erroneous by reason of changed circumstances.

d. The terms "covered transaction," "debarred," "suspended," "ineligible," "primary covered transaction," "participant," "person," "principal," "proposal," and "voluntarily excluded," as used in this clause, have the meanings set out in the Definitions and Coverage sections of rules implementing Executive Order 12549. You may contact the person to which this proposal is submitted for assistance in obtaining a copy of those regulations.

e. The prospective lower tier participant agrees by submitting this proposal that, should the proposed covered transaction be entered into, it shall not knowingly enter into any lower tier covered transaction with a person who is debarred, suspended, declared ineligible, or voluntarily excluded from participation in this covered transaction, unless authorized by the department or agency with which this transaction originated.

f. The prospective lower tier participant further agrees by submitting this proposal that it will include this clause titled "Certification Regarding Debarment, Suspension, Ineligibility and Voluntary Exclusion-Lower Tier Covered Transaction," without modification, in all lower tier covered transactions and in all solicitations for lower tier covered transactions.

g. A participant in a covered transaction may rely upon a certification of a prospective participant in a lower tier covered transaction that is not debarred, suspended, ineligible, or voluntarily excluded from the covered transaction, unless it knows that the certification is erroneous. A participant may decide the method and frequency by which it determines the eligibility of its principals. Each participant may, but is not required to, check the Nonprocurement List.

h. Nothing contained in the foregoing shall be construed to require establishment of a system of records in order to render in good faith the certification required by this clause. The knowledge and information of participant is not required to exceed that which is normally possessed by a prudent person in the ordinary course of business dealings.

i. Except for transactions authorized under paragraph e of these instructions, if a participant in a covered transaction knowingly enters into a lower tier covered transaction with a person who is suspended, debarred, ineligible, or voluntarily excluded from participation in this transaction, in addition to other remedies available to the Federal Government, the department or agency with which this transaction originated may pursue available remedies, including suspension and/or debarment.

* * * * *

Certification Regarding Debarment, Suspension, Ineligibility and Voluntary Exclusion--Lower Tier Covered Transactions:

1. The prospective lower tier participant certifies, by submission of this proposal, that neither it nor its principals is presently debarred, suspended, proposed for debarment, declared ineligible, or voluntarily excluded from participation in this transaction by any Federal department or agency.

2. Where the prospective lower tier participant is unable to certify to any of the statements in this certification, such prospective participant shall attach an explanation to this proposal.

* * * * *

XII. CERTIFICATION REGARDING USE OF CONTRACT FUNDS FOR LOBBYING

(Applicable to all Federal-aid construction contracts and to all related subcontracts which exceed \$100,000 - 49 CFR 20)

1. The prospective participant certifies, by signing and submitting this bid or proposal, to the best of his or her knowledge and belief, that:

a. No Federal appropriated funds have been paid or will be paid, by or on behalf of the undersigned, to any person for influencing or attempting to influence an officer or employee of any Federal agency, a Member of Congress, an officer or employee of Congress, or an employee of a Member of Congress in connection with the awarding of any Federal contract, the making of any Federal grant, the making of any Federal loan, the entering into of any cooperative agreement, and the extension, continuation, renewal, amendment, or modification of any Federal contract, grant, loan, or cooperative agreement.

b. If any funds other than Federal appropriated funds have been paid or will be paid to any person for influencing or attempting to influence an officer or employee of any Federal agency, a Member of Congress, an officer or employee of Congress, or an employee of a Member of Congress in connection with this Federal contract, grant, loan, or cooperative agreement, the undersigned shall complete and

submit Standard Form-LLL, "Disclosure Form to Report Lobbying," in accordance with its instructions.

2. This certification is a material representation of fact upon which reliance was placed when this transaction was made or entered into. Submission of this certification is a prerequisite for making or entering into this transaction imposed by 31 U.S.C. 1352. Any person who fails to file the required certification shall be subject to a civil penalty of not less than \$10,000 and not more than \$100,000 for each such failure.

3. The prospective participant also agrees by submitting his or her bid or proposal that he or she shall require that the language of this certification be included in all lower tier subcontracts, which exceed \$100,000 and that all such recipients shall certify and disclose accordingly.

**KENTUCKY TRANSPORTATION CABINET
DEPARTMENT OF HIGHWAYS**

**EMPLOYMENT REQUIREMENTS
RELATING TO
NONDISCRIMINATION OF EMPLOYEES
(APPLICABLE TO FEDERAL-AID SYSTEM CONTRACTS)**

**AN ACT OF THE KENTUCKY GENERAL ASSEMBLY
TO PREVENT DISCRIMINATION IN EMPLOYMENT**

**KRS CHAPTER 344
EFFECTIVE JUNE 16, 1972**

The contract on this project, in accordance with KRS Chapter 344, provides that during the performance of this contract, the contractor agrees as follows:

1. The contractor shall not fail or refuse to hire, or shall not discharge any individual, or otherwise discriminate against an individual with respect to his compensation, terms, conditions, or privileges of employment, because of such individual's race, color, religion, national origin, sex, disability or age (between forty and seventy); or limit, segregate, or classify his employees in any way which would deprive or tend to deprive an individual of employment opportunities or otherwise adversely affect his status as an employee, because of such individual's race, color, religion, national origin, sex, disability or age (between forty and seventy). The contractor agrees to post in conspicuous places, available to employees and applicants for employment, notices to be provided setting forth the provisions of this nondiscrimination clause.

2. The contractor shall not print or publish or cause to be printed or published a notice or advertisement relating to employment by such an employer or membership in or any classification or referral for employment by the employment agency, indicating any preference, limitation, specification, or discrimination, based on race, color, religion, national origin, sex, disability or age (between forty and seventy), except that such notice or advertisement may indicate a preference, limitation, or specification based on religion, or national origin when religion, or national origin is a bona fide occupational qualification for employment.

3. If the contractor is in control of apprenticeship or other training or retraining, including on-the-job training programs, he shall not discriminate against an individual because of his race, color, religion, national origin, sex, disability or age (between forty and seventy), in admission to, or employment in any program established to

provide apprenticeship or other training.

4. The contractor will send to each labor union or representative of workers with which he has a collective bargaining agreement or other contract or understanding, a notice to be provided advising the said labor union or workers' representative of the contractor's commitments under this section, and shall post copies of the notice in conspicuous places available to employees and applicants for employment. The contractor will take such action with respect to any subcontract or purchase order as the administering agency may direct as a means of enforcing such provisions, including sanctions for non-compliance.

REVISED: 12-3-92

EXECUTIVE BRANCH CODE OF ETHICS

In the 1992 regular legislative session, the General Assembly passed and Governor Brereton Jones signed Senate Bill 63 (codified as KRS 11A), the Executive Branch Code of Ethics, which states, in part:

KRS 11A.040 (6) provides:

No present or former public servant shall, within six (6) months of following termination of his office or employment, accept employment, compensation or other economic benefit from any person or business that contracts or does business with the state in matters in which he was directly involved during his tenure. This provision shall not prohibit an individual from returning to the same business, firm, occupation, or profession in which he was involved prior to taking office or beginning his term of employment, provided that, for a period of six (6) months, he personally refrains from working on any matter in which he was directly involved in state government. This subsection shall not prohibit the performance of ministerial functions, including, but not limited to, filing tax returns, filing applications for permits or licenses, or filing incorporation papers.

KRS 11A.040 (8) states:

A former public servant shall not represent a person in a matter before a state agency in which the former public servant was directly involved, for a period of one (1) year after the latter of:

- a) The date of leaving office or termination of employment; or
- b) The date the term of office expires to which the public servant was elected.

This law is intended to promote public confidence in the integrity of state government and to declare as public policy the idea that state employees should view their work as a public trust and not as a way to obtain private benefits.

If you have worked for the executive branch of state government within the past six months, you may be subject to the law's prohibitions. The law's applicability may be different if you hold elected office or are contemplating representation of another before a state agency.

Also, if you are affiliated with a firm which does business with the state and which employs former state executive-branch employees, you should be aware that the law may apply to them.

In case of doubt, the law permits you to request an advisory opinion from the Executive Branch Ethics Commission, Room 136, Capitol Building, 700 Capitol Avenue, Frankfort, Kentucky 40601; telephone (502) 564-7954.

**TRANSPORTATION CABINET
DIVISION OF CONSTRUCTION PROCUREMENT
COMPLIANCE SECTION
PROJECT WAGE RATES**

HIGHWAY BASIC HOURLY RATES	FRINGE BENEFIT PAYMENTS COMBINED
---	---

CRAFTS

Boilermakers	24.65.....	12.94
Bricklayers:.....	22.90.....	8.50
Stone Mason	21.50.....	8.50
Carpenters:	21.40.....	8.50
Cement Masons:	21.25.....	8.50
Electricians:	*29.26.....	10.53

*When workmen are required to work from bosum chairs, trusses, stacks, tanks, scaffolds, catwalks, radio and T. V. towers, structural steel (open, unprotected, unfloored raw steel), and bridges or similar hazardous locations where workmen are subject to a direct fall, except where using JLG's and bucket trucks up to 75 feet: Add 25% to workman's base rate for 50 to 75 feet, and add 50% to workman's base rate for over 75 feet.

Ironworkers, Structural:.....	21.50.....	8.50
Ironworkers, Reinforcing:	21.30.....	8.50
Painters		
All Excluding Bridges	19.92.....	9.57
Bridges	23.92.....	10.07
Piledrivers:.....	21.05.....	8.50
Plumbers.....	22.52.....	7.80
Sheet Metal Worker.....	20.40.....	7.80

Welders - Receive rate for craft in which welding is incidental.

LABORERS:

General laborer, Flagperson, Steam Jenny.	BASE RATE	19.45
	FRINGE BENEFITS	8.50

Batch Truck Dumper,	BASE RATE	19.70
Deck Hand or Scow Man, Hand Blade Operator.	FRINGE BENEFITS	8.50

Power driven Tool Operator of the following: Wagon Drill, Chain Saw, Sand Blaster, Concrete Chipper, Pavement Breaker, Vibrator, Power Wheelbarrow and Power Buggy, Sewer Pipe Layer, Bottom Men, Dry Cement Handler, Concrete Rubber, Mason Tender.

	BASE RATE	19.80
	FRINGE BENEFITS	8.50

**TRANSPORTATION CABINET
DIVISION OF CONSTRUCTION PROCUREMENT
COMPLIANCE SECTION
PROJECT WAGE RATES**

LABORERS: (continue)

Asphalt Lute and Rakerman, Side Rail Setter.	BASE RATE19.85 FRINGE BENEFITS 8.50
Gunnite Nozzle Man, Gunnite Operator.	BASE RATE19.95 FRINGE BENEFITS 8.50
Tunnel Laborer (Free Air).	BASE RATE20.00 FRINGE BENEFITS 8.50
Tunnel Mucker (Free Air).	BASE RATE20.05 FRINGE BENEFITS 8.50
Tunnel Miner, Blaster and Driller (Free Air).	BASE RATE20.40 FRINGE BENEFITS 8.50
Caisson Worker.	BASE RATE20.95 FRINGE BENEFITS 8.50
Powderman.	BASE RATE21.05 FRINGE BENEFITS 8.50
Drill Operator of percussion type drills which are both powered and propelled by an independent air supply.	BASE RATE22.25 FRINGE BENEFITS 8.50

TRUCK DRIVERS:

Truckhelper and Warehouseman.	BASE RATE19.70 FRINGE BENEFITS 8.50
Driver, Winch Truck and A-Frame when used in transporting materials.	BASE RATE19.80 FRINGE BENEFITS 8.50

**TRANSPORTATION CABINET
DIVISION OF CONSTRUCTION PROCUREMENT
COMPLIANCE SECTION
PROJECT WAGE RATES**

Driver, (Semi-Trailer or Pole Trailer), Driver (Dump Truck, Tandem Axle), Driver of Distributor.	BASE RATE 19.90 FRINGE BENEFITS 8.50
Driver on Mixer Trucks (All Types).	BASE RATE 19.95 FRINGE BENEFITS 8.50
Truck Mechanic	BASE RATE 20.00 FRINGE BENEFITS 8.50
Driver (3 tons and under), Tire Changer and Truck Mechanic Helper.	BASE RATE 20.03 FRINGE BENEFITS 8.50
Driver on Pavement Breakers.	BASE RATE 20.05 FRINGE BENEFITS 8.50
Driver (over 3 tons), Driver (Truck Mounted Rotary Drill).	BASE RATE 20.24 FRINGE BENEFITS 8.50
Driver, Euclid and other Heavy Earth Moving Equipment, Low boy	BASE RATE 20.81 FRINGE BENEFITS 8.50
Greaser on Greasing Facilities.	BASE RATE 20.90 FRINGE BENEFITS 8.50

OPERATING ENGINEERS:

Group A

Auto Patrol, Batch Plant, Bituminous Paver, Cable-Way, Clamshell, Concrete Mixer (21 cu. ft. or over), Concrete Pump, Crane, Crusher Plant, Derrick, Derrick Boat, Ditching and Trenching Machine, Dragline, Dredge Engineer, Elevator (regardless of ownership when used for hoisting any building material), Elevating Grader and all types of Loaders, Hoe-Type Machine, Hoisting Engine, Locomotive, LeTourneau or Carry-All Scoop, Bulldozer, Mechanic, Orangepeel Bucket, Piledriver, Power Blade, Roller (Bituminous), Roller (Earth), Roller (Rock), Scarifier, Shovel, Tractor Shovel, Truck Crane, Well Points, Winch Truck, Push Dozer, Grout Pump, High Lift, Fork lift (regardless of lift height), all types of Boom Cats, Multiple Operator, Core Drill, Tow or Push Boat, A-Frame Winch Truck, Concrete Paver, Gradeall, Hoist, Hyster, Material Pump, Pumpcrete, Ross Carrier, Sheep Foot, Sideboom, Throttle-Valve Man, Rotary Drill, Power Generator, Mucking Machine, Rock Spreader attached to equipment, Scoopmobile, KeCal Loader, Tower Cranes (French, German and other types), Hydrocrane,

**TRANSPORTATION CABINET
DIVISION OF CONSTRUCTION PROCUREMENT
COMPLIANCE SECTION
PROJECT WAGE RATES**

OPERATING ENGINEERS: (continued)

Tugger, Backfiller, Gurries, Self-Propelled Compactor, Self-Contained Hydraulic Percussion Drill.

BASE RATE24.10
FRINGE BENEFITS 8.50

Group B

All Air Compressors (200 cu. ft. per min. or greater capacity), Bituminous Mixer, Concrete Mixer (under 21 cu. ft.), Welding Machine, Form Grader, Tractor (50 H.P. and over), Bull Float, Finish Machine, Outboard Motor Boat, Brakeman, Whirly Oiler, Tractair and Road Widening Trencher, Articulating Trucks, Mechanic Helper.

BASE RATE21.20
FRINGE BENEFITS 8.50

Group B2

Greaser on grease facilities servicing heavy equipment

BASE RATE21.40
FRINGE BENEFITS 8.50

Group C

Bituminous distributor, Cement Gun, Conveyor, Mud Jack, Paving Joint Machine, Pump, Tamping Machine, Tractors (under 50 H.P.), Vibrator, Oiler, Air Compressors (under 200 cu. ft. per min. capacity), Concrete Saw, Burlap and Curing Machine, Hydro Seeder, Power Form Handling Equipment, Deckhand Oiler, Hydraulic Post Driver.

BASE RATE20.79
FRINGE BENEFITS 8.50

Fringe benefit amounts are applicable for all hours worked except when otherwise noted.

No laborer, workman or mechanic shall be paid at a rate less than that of the General Laborer except those classified as bona fide apprentices.

These rates are listed pursuant to the Kentucky Determination No. CR-09-II-HWY dated July 1, 2009 and/or Federal Decision No. KY 20080026 dated July 1, 2009.

NOTE: Both Kentucky Determination No. CR-09-II-HWY and Federal Decision No. KY20080026 dated July 1, 2009 apply to this project. This set of wage rates contains a combination of these two wage decisions.

**TRANSPORTATION CABINET
DIVISION OF CONSTRUCTION PROCUREMENT
COMPLIANCE SECTION
PROJECT WAGE RATES**

Apprentices or trainees shall be permitted to work as such subject to Administrative Regulations adopted by the Commissioner of Workplace Standards. Copies of these regulations will be furnished upon request from any interested person.

Before using apprentices on the job the contractor shall present to the Contracting Officer written evidence of registration of such employees in a program of a State apprenticeship and training agency approved and recognized by the U. S. Bureau of Apprenticeship and Training. In the absence of such a State agency, the contractor shall submit evidence of approval and registration by the U. S. Bureau of Apprenticeship and Training.

The contractor shall submit to the Contracting Officer, written evidence of the established apprenticeship-journeyman ratios and wage rates in the project area, which will be the basis for establishing such ratios and rates for the project under the applicable contract provisions.

TO: EMPLOYERS/EMPLOYEES

PREVAILING WAGE SCHEDULE:

The wages indicated on this wage schedule are the least permitted to be paid for the occupations indicated. When an employee works in more than one classification, the employer must record the number of hours worked in each classification at the prescribed hourly base rate.

OVERTIME:

Overtime is to be paid after an employee works eight (8) hours a day or forty (40) hours a week, whichever gives the employee the greater wages. At least time and one-half the base rate is required for all overtime. A laborer, workman or mechanic and an employer may enter into a written agreement or a collective bargaining agreement to work more than eight (8) hours a calendar day but not more than ten (10) hours a calendar day for the straight time hourly rate.

Wage violations or questions should be directed to the designated Engineer or to the undersigned.

Ryan Griffith, Director
Division of Construction Procurement
Frankfort, Kentucky 40622

**NOTICE OF REQUIREMENT FOR AFFIRMATIVE ACTION
TO ENSURE EQUAL EMPLOYMENT OPPORTUNITY
(Executive Order 11246)**

1. The Offeror's or Bidder's attention is called to the "Equal Opportunity Clause" and the "Standard Federal Equal Employment Specifications" set forth herein.
2. The goals and timetables for minority and female participation, expressed in percentage terms for the Contractor's aggregate work force in each trade on all construction work in the covered area, are as follows:

GOALS FOR MINORITY PARTICIPATION IN EACH TRADE	GOALS FOR FEMALE PARTICIPATION IN EACH TRADE
7.0%	6.9%

These goals are applicable to all the Contractor's construction work (whether or not it is Federal or federally-assisted) performed in the covered area. If the contractor performs construction work in a geographical area located outside of the covered area, it shall apply the goals established for such geographical area where the work is actually performed. With regard to this second area, the contractor also is subject to the goals for both its federally involved and non-federally involved construction.

The Contractor's compliance with the Executive Order and the regulations in CFR Part 60-4 shall be based on its implementation of the Equal Opportunity Clause, specific affirmative action obligations required by the specifications set forth in 41 CFR 60-4, 3(a), and its efforts to meet the goals. The hours of minority and female employment and training must be substantially uniform throughout the length of the contract, and in each trade, and the contractor shall make a good faith effort to employ minorities and women evenly on each of its projects. The transfer of minority or female employees or trainees from Contractor to Contractor or from project to project for the sole purpose of meeting the Contractor's goals shall be a violation of the contract, the Executive Order and the regulations in 41 CFR Part 60-4. Compliance with the goals will be measured against the total work hours performed.

3. The Contractor shall provide written notification to the Director of the Office of Federal Contract Compliance Programs within ten (10) working days of award of any construction subcontract in excess of \$10,000.00 at any tier for construction work under the contract resulting from this solicitation. The notification shall list the name, address and telephone number of the subcontractor; employer identification number of the subcontractor; estimated dollar amount of the subcontract; estimated starting and completion dates of the subcontract; and the geographical area in which the subcontract is to be performed. The notification shall be mailed to:

**Evelyn Teague, Regional Director
Office of Federal Contract Compliance Programs
61 Forsyth Street, SW, Suite 7B75
Atlanta, Georgia 30303-8609**

4. As used in this Notice, and in the contract resulting from this solicitation, the "**covered area**" is Morgan County.

PART IV
INSURANCE

INSURANCE

The Contractor shall carry the following insurance in addition to the insurance required by law:

1. Contractor's Public Liability Insurance not less than \$100,000.00 for damages arising out of bodily injuries to or death to one person. Not less than \$300,000.00 for damages arising out of bodily injuries to or death to two or more persons.
2. Contractor's Property Damages Liability Insurance. Not less than \$100,000.00 for all damages arising out of injury or destruction of property in any one accident. Not less than \$300,000.00 for all damages during the policy period.
3. Contractor's Protective Public Liability and Property Damage Insurance. The contractor shall furnish evidence with respect to operations performed for him by subcontractors that he carries in his own behalf for the above stipulated amounts.
4. The insurance required above must be evidenced by a Certificate of Insurance and this Certificate of Insurance must contain one of the following statements:
 - a. "policy contains no deductible clauses."
 - b. "policy contains _____ (amount) deductible property damage clause but company will pay claim and collect the deductible from the insured."
5. WORKMEN'S COMPENSATION INSURANCE. The contractor shall furnish evidence of coverage of all his employees or give evidence of self-insurance by submitting a copy of a certificate issued by the Workmen's Compensation Board.

PART V
BID ITEMS

CONTRACT ID: 091302
COUNTY: MORGAN
PROPOSAL: BRZ 1003 (193)

PAGE: 1
LETTING: 11/20/09
CALL NO: 103

LINE NO	ITEM	DESCRIPTION	APPROXIMATE QUANTITY	UNIT	UNIT PRICE	AMOUNT
SECTION 0002 ROADWAY						
0010	00001	DGA BASE	1,243.000	TON		
0020	00020	TRAFFIC BOUND BASE	500.000	TON		
0030	00100	ASPHALT SEAL AGGREGATE	15.000	TON		
0040	00221	CL2 ASPH BASE 0.75D PG64-22	1,231.000	TON		
0050	00291	EMULSIFIED ASPHALT RS-2	1.700	TON		
0060	00301	CL2 ASPH SURF 0.38D PG64-22	251.000	TON		
0070	00078	CRUSHED AGGREGATE SIZE NO 2	25.000	TON		
0080	01000	PERFORATED PIPE-4 IN	100.000	LF		
0090	01010	NON-PERFORATED PIPE-4 IN	50.000	LF		
0100	01020	PERF PIPE HEADWALL TY 1-4 IN	2.000	EACH		
0110	01982	DELINEATOR FOR GUARDRAIL-WHITE	18.000	EACH		
0120	01984	DELINEATOR FOR BARRIER-WHITE	8.000	EACH		
0130	02014	BARRICADE-TYPE III	2.000	EACH		
0140	02091	REMOVE PAVEMENT	188.000	SQYD		
0150	02159	TEMP DITCH	900.000	LF		
0160	02200	ROADWAY EXCAVATION	6,007.000	CUYD		
0170	02242	WATER	200.000	MGAL		
0180	02351	GUARDRAIL-STEEL W BEAM-S FACE	665.000	LF		
0190	02360	GUARDRAIL TERMINAL SECTION NO 1	2.000	EACH		
0200	02363	GUARDRAIL CONNECTOR TO BRIDGE END TY A	4.000	EACH		

CONTRACT ID: 091302
COUNTY: MORGAN
PROPOSAL: BRZ 1003 (193)

PAGE: 2
LETTING: 11/20/09
CALL NO: 103

LINE NO	ITEM	DESCRIPTION	APPROXIMATE QUANTITY	UNIT	UNIT PRICE	AMOUNT
0210	02371	GUARDRAIL END TREATMENT TYPE 7	2.000	EACH		
0220	02429	RIGHT-OF-WAY MONUMENT TYPE 1	12.000	EACH		
0230	02432	WITNESS POST	12.000	EACH		
0240	02484	CHANNEL LINING CLASS III	311.000	TON		
0250	02545	CLEARING AND GRUBBING (5.3 ACRES)	(1.00)	LS		
0260	02562	SIGNS	220.000	SQFT		
0270	02585	EDGE KEY	100.000	LF		
0280	02596	FABRIC-GEOTEXTILE TYPE I	700.000	SQYD		
0290	02650	MAINTAIN & CONTROL TRAFFIC	(1.00)	LS		
0300	02701	TEMP SILT FENCE	2,460.000	LF		
0310	02704	SILT TRAP TYPE B	12.000	EACH		
0320	02705	SILT TRAP TYPE C	4.000	EACH		
0330	02707	CLEAN SILT TRAP TYPE B	24.000	EACH		
0340	02708	CLEAN SILT TRAP TYPE C	8.000	EACH		
0350	02709	CLEAN TEMP SILT FENCE	9,840.000	LF		
0360	02726	STAKING	(1.00)	LS		
0370	02731	REMOVE STRUCTURE	(1.00)	LS		
0380	05950	EROSION CONTROL BLANKET	3,088.000	SQYD		
0390	05952	TEMP MULCH	6,675.000	SQYD		
0400	05953	TEMP SEEDING AND PROTECTION	3,338.000	SQYD		
0410	05966	TOPDRESSING FERTILIZER	0.200	TON		

CONTRACT ID: 091302
COUNTY: MORGAN
PROPOSAL: BRZ 1003 (193)

PAGE: 3
LETTING: 11/20/09
CALL NO: 103

LINE NO	ITEM	DESCRIPTION	APPROXIMATE QUANTITY	UNIT	UNIT PRICE	AMOUNT
0420	05985	SEEDING AND PROTECTION	3,860.000	SQYD		
0430	06510	PAVE STRIPING-TEMP PAINT-4 IN	3,640.000	LF		
0440	06514	PAVE STRIPING-PERM PAINT-4 IN	5,460.000	LF		
0450	23542EC	ENHANCED SILT TRAP	9.000	EACH		
0460	23543EC	ENHANCED STILLING BASIN	3.000	EACH		
0470	23544EC	CLEAN STILLING BASIN	9.000	EACH		
0480	23545EC	CLEAN ENHANCED SILT TRAP	18.000	EACH		
0490	00462	CULVERT PIPE-18 IN	44.000	LF		
0500	00466	CULVERT PIPE-30 IN	58.000	LF		
0510	01450	S & F BOX INLET-OUTLET-18 IN	1.000	EACH		
0520	01691	FLUME INLET TYPE 2	1.000	EACH		
0530	02600	FABRIC GEOTEXTILE TY IV FOR PIPE	246.000	SQYD	2.00	492.00
0540	08100	CONCRETE-CLASS A	4.290	CUYD		
0550	08150	STEEL REINFORCEMENT	289.000	LB		
0560	23131ER701	PIPELINE VIDEO INSPECTION	98.000	LF		
SECTION 0004 BRIDGE						
0570	02231	STRUCTURE GRANULAR BACKFILL	591.000	CUYD		
0580	02998	MASONRY COATING	659.000	SQYD		
0590	03299	ARMORED EDGE FOR CONCRETE	98.100	LF		
0600	08019	CYCLOPEAN STONE RIP RAP	745.000	TON		
0610	08033	TEST PILES	38.000	LF		

CONTRACT ID: 091302
COUNTY: MORGAN
PROPOSAL: BRZ 1003 (193)

PAGE: 4
LETTING: 11/20/09
CALL NO: 103

LINE NO	ITEM	DESCRIPTION	APPROXIMATE QUANTITY	UNIT	UNIT PRICE	AMOUNT
0620	08050	PILES-STEEL HP14X73	387.000	LF		
0630	08095	PILE POINTS-14 IN	27.000	EACH		
0640	08100	CONCRETE-CLASS A	93.200	CUYD		
0650	08104	CONCRETE-CLASS AA	297.600	CUYD		
0660	08151	STEEL REINFORCEMENT-EPOXY COATED	56,598.000	LB		
0670	08160	STRUCTURAL STEEL (10,510 LBS.)	(1.00)	LS		
0680	08170	SHEAR CONNECTORS (386)	(1.00)	LS		
0690	08638	PRECAST PC I BEAM TYPE 8	534.000	LF		
0700	21532ED	RAIL SYSTEM TYPE III	283.000	LF		
SECTION 0005 MOBILIZATION AND DEMOBILIZATION						
0710	02569	DEMOBILIZATION (AT LEAST 1.5%)		LUMP		
		TOTAL BID				