



CALL NO. 101

CONTRACT ID. 241005

FAYETTE COUNTY

FED/STATE PROJECT NUMBER NHPP 0754(067)

DESCRIPTION I-64/I-75

WORK TYPE GRADE, DRAIN & SURFACE WITH BRIDGE

PRIMARY COMPLETION DATE 6/30/2026

LETTING DATE: March 21,2024

Sealed Bids will be received electronically through the Bid Express bidding service until 10:00 AM EASTERN DAYLIGHT TIME March 21,2024. Bids will be publicly announced at 10:00 AM EASTERN DAYLIGHT TIME.

PLANS AVAILABLE FOR THIS PROJECT.

DBE CERTIFICATION REQUIRED - 4.50%

REQUIRED BID PROPOSAL GUARANTY: Not less than 5% of the total bid.

TABLE OF CONTENTS

PART I	SCOPE OF WORK <ul style="list-style-type: none">PROJECT(S), COMPLETION DATE(S), & LIQUIDATED DAMAGESCONTRACT NOTESFEDERAL CONTRACT NOTESNATIONAL HIGHWAYSIGNIFICANT PROJECT -PROJECT TRAFFIC COORDINATORASPHALT MIXTUREINCIDENTAL SURFACINGFUEL AND ASPHALT PAY ADJUSTMENTASPHALT PAVEMENT RIDE QUALITY CAT ACOMPACTION OPTION AMATERIAL TRANSFER VEHICLE (MTV)SPECIAL NOTE(S) APPLICABLE TO PROJECTTREE REMOVALWASTE AND BORROW SITESCONCRETE SLURRYPIPELINE INSPECTIONPORTABLE QUEUE WARNING ALERT SYSTEMDOLOMITIC POLISH-RESISTANT AGGREGATE CLASS A 0.38-IN AND 0.50-IN NOMINAL ASPHALT MIXTURESRIGHT OF WAY CERTIFICATIONUTILITY IMPACT & RAIL CERTIFICATION NOTESDEPT OF ARMY - NATIONWIDE PERMITKPDES STORM WATER PERMIT, BMP AND APPROVAL LETTERGUARDRAIL DELIVERY VERIFICATION SHEET
PART II	SPECIFICATIONS AND STANDARD DRAWINGS <ul style="list-style-type: none">STANDARD AND SUPPLEMENTAL SPECIFICATIONS[SN-1I] PORTABLE CHANGEABLE SIGNS[SN-11C] DRILLED SHAFTS[SN-11D] ROCK BLASTING[SN-11F] TURF REINFORCEMENT MAT[SN-11M] BARCODE LABEL ON PERMANENT SIGNS[SN-11N] LONGITUDINAL PAVEMENT JOINT ADHESIVE
PART III	EMPLOYMENT, WAGE AND RECORD REQUIREMENTS <ul style="list-style-type: none">FEDERAL-AID CONSTRUCTION CONTRACTS - FHWA 1273NONDISCRIMINATION OF EMPLOYEESEXECUTIVE BRANCH CODE OF ETHICSPROJECT WAGE RATES LOCALITY 3 / FEDERALNOTICE OF REQUIREMENT FOR AFFIRMATIVE ACTION TO ENSURE EEO FAYETTE
PART IV	INSURANCE
PART V	BID ITEMS

PART I

SCOPE OF WORK

ADMINISTRATIVE DISTRICT - 07

CONTRACT ID - 241005
NHPP 0754(067)
COUNTY - FAYETTE
PCN - DE03400752405
NHPP 0754(067)

I-64/I-75 (MP 111.000) REDUCE CONGESTION ON I-64/I-75 FROM PARIS PIKE TO THE SOUTHERN SPLIT MP 111.000 TO 112.900 (MP 112.900), A DISTANCE OF 02.08 MILES.GRADE, DRAIN & SURFACE WITH BRIDGE SYP NO. 07-08909.30.
GEOGRAPHIC COORDINATES LATITUDE 38:03:59.00 LONGITUDE 84:26:42.00
ADT

COMPLETION DATE(S):
COMPLETED BY 06/30/2026 APPLIES TO ENTIRE CONTRACT

CONTRACT NOTES

PROPOSAL ADDENDA

All addenda to this proposal must be applied when calculating bid and certified in the bid packet submitted to the Kentucky Department of Highways. Failure to use the correct and most recent addenda may result in the bid being rejected.

BID SUBMITTAL

Bidder must use the Department's electronic bidding software. The Bidder must download the bid file located on the Bid Express website (www.bidx.com) to prepare a bid packet for submission to the Department. The bidder must submit electronically using Bid Express.

JOINT VENTURE BIDDING

Joint venture bidding is permissible. All companies in the joint venture must be prequalified in one of the work types in the Qualifications for Bidders for the project. The bidders must get a vendor ID for the joint venture from the Division of Construction Procurement and register the joint venture as a bidder on the project. Also, the joint venture must obtain a digital ID from Bid Express to submit a bid. A joint bid bond of 5% may be submitted for both companies or each company may submit a separate bond of 5%.

UNDERGROUND FACILITY DAMAGE PROTECTION

The contractor shall make every effort to protect underground facilities from damage as prescribed in the Underground Facility Damage Protection Act of 1994, Kentucky Revised Statute KRS 367.4901 to 367.4917. It is the contractor's responsibility to determine and take steps necessary to be in compliance with federal and state damage prevention directives. When prescribed in said directives, the contractor shall submit Excavation Locate Requests to the Kentucky Contact Center (KY811) via web ticket entry. The submission of this request does not relieve the contractor from the responsibility of contacting non-member facility owners, whom shall be contacted through their individual Protection Notification Center. Non-compliance with these directives can result in the enforcement of penalties.

REGISTRATION WITH THE SECRETARY OF STATE BY A FOREIGN ENTITY

Pursuant to KRS 176.085(1)(b), an agency, department, office, or political subdivision of the Commonwealth of Kentucky shall not award a state contract to a person that is a foreign entity required by [KRS 14A.9-010](#) to obtain a certificate of authority to transact business in the Commonwealth ("certificate") from the Secretary of State under [KRS 14A.9-030](#) unless the person produces the certificate within fourteen (14) days of the bid or proposal opening. If the foreign entity is not required to obtain a certificate as provided in [KRS 14A.9-010](#), the foreign entity should identify the applicable exception. Foreign entity is defined within [KRS 14A.1-070](#).

For all foreign entities required to obtain a certificate of authority to transact business in the Commonwealth, if a copy of the certificate is not received by the contracting agency within the time frame identified above, the foreign entity's solicitation response shall be deemed non-responsive or the awarded contract shall be cancelled.

Businesses can register with the Secretary of State at <https://secure.kentucky.gov/sos/ftbr/welcome.aspx>.

SPECIAL NOTE FOR PROJECT QUESTIONS DURING ADVERTISEMENT

Questions about projects during the advertisement should be submitted in writing to the Division of Construction Procurement. This may be done by email to kytc.projectquestions@ky.gov. The Department will attempt to answer all submitted questions. The Department reserves the right not to answer if the question is not pertinent or does not aid in clarifying the project intent.

The deadline for posting answers will be 3:00 pm Eastern Daylight Time, the day preceding the Letting. Questions may be submitted until this deadline with the understanding that the later a question is submitted, the less likely an answer will be able to be provided.

The questions and answers will be posted for each Letting under the heading "Questions & Answers" on the Construction Procurement website (www.transportation.ky.gov/construction-procurement). The answers provided shall be considered part of this Special Note and, in case of a discrepancy, will govern over all other bidding documents.

HARDWOOD REMOVAL RESTRICTIONS

The US Department of Agriculture has imposed a quarantine in Kentucky and several surrounding states, to prevent the spread of an invasive insect, the emerald ash borer. Hardwood cut in conjunction with the project may not be removed from the state. Chipping or burning on site is the preferred method of disposal.

INSTRUCTIONS FOR EXCESS MATERIAL SITES AND BORROW SITES

Identification of excess material sites and borrow sites shall be the responsibility of the Contractor. The Contractor shall be responsible for compliance with all applicable state and federal laws and may wish to consult with the US Fish and Wildlife Service to seek protection under Section 10 of the Endangered Species Act for these activities.

ACCESS TO RECORDS

The contractor, as defined in KRS 45A.030 (9) agrees that the contracting agency, the Finance and Administration Cabinet, the Auditor of Public Accounts, and the Legislative Research Commission, or their duly authorized representatives, shall have access to any books, documents, papers, records, or other evidence, which are directly pertinent to this contract for the purpose of financial audit or program review. Records and other prequalification information confidentially disclosed as part of the bid process shall not be deemed as directly pertinent to the contract and

shall be exempt from disclosure as provided in KRS 61.878(1)(c). The contractor also recognizes that any books, documents, papers, records, or other evidence, received during a financial audit or program review shall be subject to the Kentucky Open Records Act, KRS 61.870 to 61.884.

In the event of a dispute between the contractor and the contracting agency, Attorney General, or the Auditor of Public Accounts over documents that are eligible for production and review, the Finance and Administration Cabinet shall review the dispute and issue a determination, in accordance with Secretary's Order 11-004.

BOYCOTT PROVISIONS

If applicable, the contractor represents that, pursuant to [KRS 45A.607](#), they are not currently engaged in, and will not for the duration of the contract engage in, the boycott of a person or an entity based in or doing business with a jurisdiction with which Kentucky can enjoy open trade.

Note: The term Boycott does not include actions taken for bona fide business or economic reasons, or actions specifically required by federal or state law.

If applicable, the contractor verifies that, pursuant to KRS 41.480, they do not engage in, and will not for the duration of the contract engage in, in energy company boycotts as defined by KRS 41.472.

LOBBYING PROHIBITIONS

The contractor represents that they, and any subcontractor performing work under the contract, have not violated the agency restrictions contained in [KRS 11A.236](#) during the previous ten (10) years, and pledges to abide by the restrictions set forth in such statute for the duration of the contract awarded.

The contractor further represents that, pursuant to [KRS 45A.328](#), they have not procured an original, subsequent, or similar contract while employing an executive agency lobbyist who was convicted of a crime related to the original, subsequent, or similar contract within five (5) years of the conviction of the lobbyist.

Revised: 2/29/2024

1.0 BUY AMERICA REQUIREMENT.

Follow the “Buy America” provisions as required by 23 U.S.C. § 313 and 23 C.F.R. § 635.410. Except as expressly provided herein all manufacturing processes of steel or iron materials including but not limited to structural steel, guardrail materials, corrugated steel, culvert pipe, structural plate, prestressing strands, and steel reinforcing bars shall occur in the United States of America, including the application of:

- Coating,
- Galvanizing,
- Painting, and
- Other coating that protects or enhances the value of steel or iron products.

The following are exempt, unless processed or refined to include substantial amounts of steel or iron material, and may be used regardless of source in the domestic manufacturing process for steel or iron material:

- Pig iron,
- Processed, pelletized, and reduced iron ore material, or
- Processed alloys.

The Contractor shall submit a certification stating that all manufacturing processes involved with the production of steel or iron materials occurred in the United States.

Produce, mill, fabricate, and manufacture in the United States of America all aluminum components of bridges, tunnels, and large sign support systems, for which either shop fabrication, shop inspection, or certified mill test reports are required as the basis of acceptance by the Department.

Use foreign materials only under the following conditions:

- 1) When the materials are not permanently incorporated into the project; or
- 2) When the delivered cost of such materials used does not exceed 0.1 percent of the total Contract amount or \$2,500.00, whichever is greater.

The Contractor shall submit to the Engineer the origin and value of any foreign material used.

2.0 – BUILD AMERICA, BUY AMERICA (BABA)

Contractor shall comply with the Federal Highway Administration (FHWA) Buy America Requirement in 23 C.F.R. § 635.410 and all relevant provisions of the Build America, Buy America Act (BABA), contained within the Infrastructure Investment and Jobs Act, Pub. L. No. 117-58, §§ 70901-52 enacted November 15, 2021. The BABA requires iron, steel, manufactured products, and construction materials used in infrastructure projects funded by federal financial assistance to be produced in the United States. Comply with 2 C.F.R § 184.

BABA permits FHWA participation in the Contract only if domestic steel and iron will be used on the Project. To be considered domestic, all steel and iron used, and all products manufactured from steel and iron must be produced in the United States and all manufacturing processes, including application of a coating, for these materials must occur in the United States. Coating includes all processes that protect or enhance the value of the material to which the coating is applied. This requirement does not preclude a minimal use of foreign steel and iron materials, provided the cost of such materials does not exceed 0.1% of the total contract amount under the Contract or \$2,500.00 whichever is greater.

BABA permits FHWA participation in the Contract only if all “construction materials” as defined in the Act are made in the United States. The Buy America preference applies to the following construction materials

SPECIAL NOTE – BUY AMERICA REQUIREMENTS AND BUILD
AMERICA, BUY AMERICA (BABA) ACT

10/26/2023

incorporated into infrastructure projects: non-ferrous metals; plastic and polymer-based products (including polyvinylchloride, composite building materials, and polymers used in fiber optic cables); glass (including optic glass); Fiber optic cable; optical fiber; lumber; engineered wood; and drywall. Contractor will be required to use construction materials produced in the United States on this Project. The Contractor shall submit a certification stating that all construction materials are certified to be BABA compliant.

Finally, BABA permits the continuation of FHWA's current general applicability waivers for manufactured products, raw materials, and ferryboat parts, but these waivers are subject to reevaluation, specifically the general applicability waiver for manufactured products.

The Contractor has completed and submitted, or shall complete and submit, to the Cabinet a Buy America/Build America, Buy America Certificate prior to the Cabinet issuing the notice to proceed, in the format below. After submittal, the Contractor is bound by its original certification.

A false certification is a criminal act in violation of 18 U.S.C. § 1001. The Contractor has the burden of proof to establish that it is in compliance.

At the Contractor's request, the Cabinet may, but is not obligated to, seek a waiver of Buy America requirements if grounds for the waiver exist under 23 C.F.R. § 635.410(c) or will comply with the applicable Buy America requirements if a waiver of those requirements is not available or not pursued by the Cabinet.

Please refer to the Federal Highway Administration's Buy America webpage for more information.

[Buy America - Construction Program Guide - Contract Administration - Construction - Federal Highway Administration \(dot.gov\)](#)

October 26, 2023 Letting

BUY AMERICA / BUILD AMERICA, BUY AMERICA (ACT) MATERIALS CERTIFICATE OF COMPLIANCE

The Contractor hereby certifies that it will comply with all relevant provisions of the Build America, Buy America Act, contained within the Infrastructure Investment and Jobs Act, Pub. L. NO. 117-58, §§ 70901-52, the requirements of 23 U.S.C. § 313, 23 C.F.R. § 635.410 and 2 C.F.R § 184.

Date Submitted:_____

Contractor:_____

Signature:_____

Printed Name:_____

Title:_____

NOTE: THIS CERTIFICATION IS IN ADDITION TO ANY AND ALL REQUIREMENTS OUTLINED IN THE CURRENT EDITION OF THE STANDARD SPECIFICATIONS FOR ROAD AND BRIDGE CONSTRUCTION AND/OR SPECIAL NOTES CONTAINED IN THE PROJECT PROPOSAL.

FEDERAL CONTRACT NOTES

The Kentucky Department of Highways, in accordance with the Regulations of the United States Department of Transportation 23 CFR 635.112 (h), hereby notifies all bidders that failure by a bidder to comply with all applicable sections of the current Kentucky Standard Specifications, including, but not limited to the following, may result in a bid not being considered responsive and thus not eligible to be considered for award:

- | | |
|--------------------------------|--|
| 102.02 Current Rating | 102.08 Preparation and Delivery of Proposals |
| 102.13 Irregular Bid Proposals | 102.14 Disqualification of Bidders |
| 102.09 Proposal Guaranty | |

CIVIL RIGHTS ACT OF 1964

The Kentucky Transportation Cabinet, Department of Highways, in accordance with the provisions of Title VI of the Civil Rights Act of 1964 (78 Stat. 252, 42 U.S.C. §§ 2000d to 2000d-4) and the Regulations, hereby notifies all bidders that it will affirmatively ensure that any contract entered into pursuant to this advertisement, disadvantaged business enterprises will be afforded full and fair opportunity to submit bids in response to this invitation and will not be discriminated against on the grounds of race, color, national origin, sex, age (over 40), religion, sexual orientation, gender identity, veteran status, disability, income- level, or Limited English Proficiency (LEP) in consideration for an award.

NOTICE TO ALL BIDDERS

To report bid rigging activities call: 1-800-424-9071.

The U.S. Department of Transportation (DOT) operates the above toll-free “hotline” Monday through Friday, 8:00 a.m. to 5:00 p.m. eastern time. Anyone with knowledge of possible bid rigging, bidder collusion, or other fraudulent activities should use the “hotline” to report such activities.

The “hotline” is part of the DOT’s continuing effort to identify and investigate highway construction contract fraud and abuse and is operated under the direction of the DOT Inspector General. All information will be treated confidentially and caller anonymity will be respected.

SECOND TIER SUBCONTRACTS

Second tier subcontracts are acceptable per Section 108.01 of the Standard Specifications for Road and Bridge Construction. Sub-Contractors fulfilling a disadvantaged business enterprise goal on a project may enter into a 2nd tier subcontract with a Non-DBE Subcontractor. However, in this instance, none of the work subcontracted to the Non-DBE Contractor will count toward fulfilling the established Disadvantaged Goal for the project.

DISADVANTAGED BUSINESS ENTERPRISE PROGRAM

It is the policy of the Kentucky Transportation Cabinet (“the Cabinet”) that Disadvantaged Business Enterprises (“DBE”) shall have the opportunity to participate in the performance of highway construction projects financed in whole or in part by Federal Funds in order to create a level playing field for all businesses who wish to contract with the Cabinet. To that end, the Cabinet will comply with the regulations found in 49 CFR Part 26, and the definitions and requirements contained therein shall be adopted as if set out verbatim herein.

The Cabinet, contractors, subcontractors, and sub-recipients shall not discriminate on the basis of race, color, national origin, or sex in the performance of work performed pursuant to Cabinet contracts. The contractor shall carry out applicable requirements of 49 CFR 26 in the award and administration of federally assisted highway construction projects. The contractor will include this provision in all its subcontracts and supply agreements pertaining to contracts with the Cabinet.

Failure by the contractor to carry out these requirements is a material breach of its contract with the Cabinet, which may result in the termination of the contract or such other remedy as the Cabinet deems necessary.

DBE GOAL

The Disadvantaged Business Enterprise (DBE) goal established for this contract, as listed on the front page of the proposal, is the percentage of the total value of the contract.

The contractor shall exercise all necessary and reasonable steps to ensure that Disadvantaged Business Enterprises participate in a least the percent of the contract as set forth above as goals for this contract.

OBLIGATION OF CONTRACTORS

Each contractor prequalified to perform work on Cabinet projects shall designate and make known to the Cabinet a liaison officer who is assigned the responsibility of effectively administering and promoting an active program for utilization of DBEs.

If a formal goal has not been designated for the contract, all contractors are encouraged to consider DBEs for subcontract work as well as for the supply of material and services needed to perform this work.

Contractors are encouraged to use the services of banks owned and controlled by minorities and women.

CERTIFICATION OF CONTRACT GOAL

Contractors shall include the following certification in bids for projects for which a DBE goal has been established. BIDS SUBMITTED WHICH DO NOT INCLUDE CERTIFICATION OF DBE PARTICIPATION WILL NOT BE ACCEPTED. These bids will not be considered for award by the Cabinet and they will be returned to the bidder.

“The bidder certifies that it has secured participation by Disadvantaged Business Enterprises (“DBE”) in the amount of _____ percent of the total value of this contract and that the DBE participation is in compliance with the requirements of 49 CFR 26 and the policies of the Kentucky Transportation Cabinet pertaining to the DBE Program.”

The certification statement is located in the electronic bid file. All contractors must certify their DBE participation on that page. DBEs utilized in achieving the DBE goal must be certified and prequalified for the work items at the time the bid is submitted.

DBE PARTICIPATION PLAN

Lowest responsive bidders must submit the *DBE Plan/ Subcontractor Request*, form TC 14-35 DBE, within **5** days of the letting. This is necessary before the Awards Committee will review and make a recommendation. **The project will not be considered for award prior to submission and approval of the apparent low bidder’s DBE Plan/Subcontractor Request.**

The DBE Participation Plan shall include the following:

1. Name and address of DBE Subcontractor(s) and/or supplier(s) intended to be used in the proposed project;
2. Description of the work each is to perform including the work item, unit, quantity, unit price and total amount of the work to be performed by the individual DBE. The Proposal Line Number, Category Number, and the Project Line Number can be found in the “material listing” on the Construction Procurement website under the specific letting;
3. The dollar value of each proposed DBE subcontract and the percentage of total project contract value this represents. DBE participation may be counted as follows:
 - a) If DBE suppliers and manufactures assume actual and contractual responsibility, the dollar value of materials to be furnished will be counted toward the goal as follows:
 - The entire expenditure paid to a DBE manufacturer;
 - 60 percent of expenditures to DBE suppliers that are not manufacturers provided the supplier is a regular dealer in the product involved. A regular dealer must be engaged in, as its principal business and in its own name, the sale of products to the public, maintain an inventory and own and operate distribution equipment; and
 - The amount of fees or commissions charged by the DBE firms for a bona fide service, such as professional, technical, consultant, or managerial services and assistance in the procurement of essential personnel, facilities, equipment, materials, supplies, delivery of materials and supplies or for furnishing bonds, or insurance, providing such fees or commissions are determined to be reasonable and customary.
 - b) The dollar value of services provided by DBEs such as quality control testing, equipment repair and maintenance, engineering, staking, etc.;

- c) The dollar value of joint ventures. DBE credit for joint ventures will be limited to the dollar amount of the work actually performed by the DBE in the joint venture;
- 4. Written and signed documentation of the bidder's commitment to use a DBE contractor whose participation is being utilized to meet the DBE goal; and
- 5. Written and signed confirmation from the DBE that it is participating in the contract as provided in the prime contractor's commitment.

AFTER PROJECT AWARD AND BEFORE NOTICE TO PROCEED/WORK ORDER IS ISSUED (SEE SECTION 103.06, STANDARD SPECIFICATIONS FOR ROAD AND BRIDGE CONSTRUCTION

Prime Contractors awarded a federally funded project with a DBE Goal greater than zero will be required to submit DBE Subcontract Agreement Form, TC 14-36, along with the attached FHWA 1273 and Certificate of Liability Insurance for each DBE Firm submitted as part of the previously approved DBE Utilization Plan (TC 14-35). A signed quote or purchase order shall be attached when the DBE subcontractor is a material supplier or broker.

The Certificate of Liability Insurance submitted must meet the requirements outlined in Section 107.18 of the Standard Specifications for Road and Bridge Construction.

Changes to **APPROVED** DBE Participation Plans must be approved by the Cabinet. The Cabinet may consider extenuating circumstances including, but not limited to, changes in the nature or scope of the project, the inability or unwillingness of a DBE to perform the work in accordance with the bid, and/or other circumstances beyond the control of the prime contractor.

CONSIDERATION OF GOOD FAITH EFFORTS REQUESTS

If the DBE participation submitted in the bid by the apparent lowest responsive bidder does not meet or exceed the DBE contract goal, the apparent lowest responsive bidder must submit a Good Faith Effort Package to satisfy the Cabinet that sufficient good faith efforts were made to meet the contract goals prior to submission of the bid. Efforts to increase the goal after bid submission will not be considered in justifying the good faith effort, unless the contractor can show that the proposed DBE was solicited prior to the letting date. DBEs utilized in achieving the DBE goal must be certified and prequalified for the work items at the time the bid is submitted. One complete set (hard copy along with an electronic copy) of this information must be received in the Division of Contract Procurement no later than 12:00 noon of the tenth calendar day after receipt of notification that they are the apparent low bidder.

Where the information submitted includes repetitious solicitation letters it will be acceptable to submit a sample representative letter along with a distribution list of the firms solicited. Documentation of DBE quotations shall be a part of the good faith effort submittal as necessary to demonstrate compliance with the factors listed below which the Cabinet considers in judging good faith efforts. This documentation may include written subcontractors' quotations, telephone log notations of verbal quotations, or other types of quotation documentation.

The Good Faith Effort Package shall include, but may not be limited to information showing evidence of the following:

1. Whether the bidder attended any pre-bid meetings that were scheduled by the Cabinet to inform DBEs of subcontracting opportunities;
2. Whether the bidder provided solicitations through all reasonable and available means;
3. Whether the bidder provided written notice to all DBEs listed in the DBE directory at the time of the letting who are prequalified in the areas of work that the bidder will be subcontracting;
4. Whether the bidder followed up initial solicitations of interest by contacting DBEs to determine with certainty whether they were interested. If a reasonable amount of DBEs within the targeted districts do not provide an intent to quote or no DBEs are prequalified in the subcontracted areas, the bidder must notify the Disadvantaged Enterprise Business Liaison Officer (DEBLO) in the Office for Civil Rights and Small Business Development to give notification of the bidder's inability to get DBE quotes;
5. Whether the bidder selected portions of the work to be performed by DBEs in order to increase the likelihood of meeting the contract goals. This includes, where appropriate, breaking out contract work items into economically feasible units to facilitate DBE participation, even when the prime contractor might otherwise perform these work items with its own forces;
6. Whether the bidder provided interested DBEs with adequate and timely information about the plans, specifications, and requirements of the contract;
7. Whether the bidder negotiated in good faith with interested DBEs not rejecting them as unqualified without sound reasons based on a thorough investigation of their capabilities. Any rejection should be so noted in writing with a description as to why an agreement could not be reached;
8. Whether quotations were received from interested DBE firms but were rejected as unacceptable without sound reasons why the quotations were considered unacceptable. The fact that the DBE firm's quotation for the work is not the lowest quotation received will not in itself be considered as a sound reason for rejecting the quotation as unacceptable. The fact that the bidder has the ability and/or desire to perform the contract work with its own forces will not be considered a sound reason for rejecting a DBE quote. Nothing in this provision shall be construed to require the bidder to accept unreasonable quotes in order to satisfy DBE goals;
9. Whether the bidder specifically negotiated with subcontractors to assume part of the responsibility to meet the contract DBE goal when the work to be subcontracted includes potential DBE participation;
10. Whether the bidder made any efforts and/or offered assistance to interested DBEs in obtaining the necessary equipment, supplies, materials, insurance and/or bonding to satisfy the work requirements of the bid proposal; and
11. Any other evidence that the bidder submits which may show that the bidder has made reasonable good faith efforts to include DBE participation.

FAILURE TO MEET GOOD FAITH REQUIREMENT

Where the apparent lowest responsive bidder fails to submit sufficient participation by DBE firms to meet the contract goal and upon a determination by the Good Faith Committee based upon the information submitted that the apparent lowest responsive bidder failed to make sufficient reasonable efforts to meet the contract goal, the bidder will be offered the opportunity to meet in person for administrative reconsideration. The bidder will be notified of the Committee's decision within 24 hours of its decision. The bidder will have 24 hours to request reconsideration of the Committee's decision. The reconsideration meeting will be held within two days of the receipt of a request by the bidder for reconsideration.

The request for reconsideration will be heard by the Office of the Secretary. The bidder will have the opportunity to present written documentation or argument concerning the issue of whether it met the goal or made an adequate good faith effort. The bidder will receive a written decision on the reconsideration explaining the basis for the finding that the bidder did or did not meet the goal or made adequate Good Faith efforts to do so.

The result of the reconsideration process is not administratively appealable to the Cabinet or to the United States Department of Transportation.

The Cabinet reserves the right to award the contract to the next lowest responsive bidder or to rebid the contract in the event that the contract is not awarded to the low bidder as the result of a failure to meet the good faith requirement.

SANCTIONS FOR FAILURE TO MEET DBE REQUIREMENTS OF THE PROJECT

Failure by the prime contractor to fulfill the DBE requirements of a project under contract or to demonstrate good faith efforts to meet the goal constitutes a breach of contract. When this occurs, the Cabinet will hold the prime contractor accountable, as would be the case with all other contract provisions. Therefore, the contractor's failure to carry out the DBE contract requirements shall constitute a breach of contract and as such the Cabinet reserves the right to exercise all administrative remedies at its disposal including, but not limited to the following:

- Suspension of Prequalification;
- Disallow credit toward the DBE goal;
- Withholding progress payments;
- Withholding payment to the prime in an amount equal to the unmet portion of the contract goal; and/or
- Termination of the contract.

PROMPT PAYMENT

The prime contractor will be required to pay the DBE and Non-DBE Subcontractors within seven (7) working days after he or she has received payment from the Kentucky Transportation Cabinet for work performed or materials furnished.

CONTRACTOR REPORTING

All contractors must keep detailed records and provide reports to the Cabinet on their progress in meeting the DBE requirement on any highway contract. These records may include, but shall not be limited to payroll, lease agreements, cancelled payroll checks, executed subcontracting agreements, etc. Prime contractors will be required to complete and submit a **signed and notarized** Affidavit of Subcontractor Payment (TC 18-7) and copies of checks for any monies paid to each DBE subcontractor or supplier utilized to meet a DBE goal. These documents must be completed and signed within 7 days of being paid by the Cabinet.

Payment information that needs to be reported includes date the payment is sent to the DBE, check number, Contract ID, amount of payment and the check date. Before Final Payment is made on this contract, the Prime Contractor will certify that all payments were made to the DBE subcontractor and/or DBE suppliers.

***** IMPORTANT *****

Please mail the original, signed and completed TC (18-7) Affidavit of Subcontractor Payment form and all copies of checks for payments listed above to the following address:

Office for Civil Rights and Small Business Development
6th Floor West 200 Mero Street
Frankfort, KY 40622

The prime contractor should notify the KYTC Office for Civil Rights and Small Business Development seven (7) days prior to DBE contractors commencing work on the project. The contact in this office is Mr. Tony Youssefi. Mr. Youssefi's current contact information is email address – tyousseffi@ky.gov and the telephone number is (502) 564-3601.

DEFAULT OR DECERTIFICATION OF THE DBE

If the DBE subcontractor or supplier is decertified or defaults in the performance of its work, and the overall goal cannot be credited for the uncompleted work, the prime contractor may utilize a substitute DBE or elect to fulfill the DBE goal with another DBE on a different work item. If after exerting good faith effort in accordance with the Cabinet's Good Faith Effort policies and procedures, the prime contractor is unable to replace the DBE, then the unmet portion of the goal may be waived at the discretion of the Cabinet.

PROHIBITION ON TELECOMMUNICATIONS EQUIPMENT OR SERVICES

In accordance with the FY 2019 National Defense Authorization Act (NDAA), 2 CFR 200.216, and 2 CFR 200.471, Federal agencies are prohibited, after August 13, 2020, from obligating or expending financial assistance to obtain certain telecommunications and video surveillance services and equipment from specific producers. As a result of these regulations, contractors and subcontractors are prohibited, on projects with federal funding participation, from providing telecommunication or video surveillance equipment, services, or systems produced by:

- Huawei Technologies Company or ZTE Corporation (or any subsidiary or affiliate of such entities)
- Hytera Communications Corporation, Hangzhou Hikvision Digital Technology Company, or Dahua Technology Company (or any subsidiary or affiliate of such entities)

**LEGAL REQUIREMENTS AND RESPONSIBILITY TO THE PUBLIC – CARGO
PREFERENCE ACT (CPA).**

(REV 12-17-15) (1-16)

SECTION 7 is expanded by the following new Article:

102.10 Cargo Preference Act – Use of United States-flag vessels.

Pursuant to Title 46CFR Part 381, the Contractor agrees

- To utilize privately owned United States-flag commercial vessels to ship at least 50 percent of the gross tonnage (computed separately for dry bulk carriers, dry cargo liners, and tankers) involved, whenever shipping any equipment, material, or commodities pursuant to this contract, to the extent such vessels are available at fair and reasonable rates for United States-flag commercial vessels.
- To furnish within 20 days following the date of loading for shipments originating within the United States or within 30 working days following the date of loading for shipments originating outside the United States, a legible copy of a rated, 'on-board' commercial ocean bill-of-lading in English for each shipment of cargo described in paragraph 1 of this section to both the Contracting Officer (through the prime contractor in the case of subcontractor bills-of-lading) and to the Division of National Cargo, Office of Market Development, Maritime Administration, Washington, DC 20590.
- To insert the substance of the provisions of this clause in all subcontracts issued pursuant to this contract.

NATIONAL HIGHWAY

Be advised this project is on the NATIONAL HIGHWAY SYSTEM.

PROJECT TRAFFIC COORDINATOR (PTC)

Be advised this project is a significant project pursuant to section 112.03.12.

ASPHALT MIXTURE

Unless otherwise noted, the Department estimates the rate of application for all asphalt mixtures to be 110 lbs/sy per inch of depth.

INCIDENTAL SURFACING

The Department has included in the quantities of asphalt mixtures established in the proposal estimated quantities required for resurfacing or surfacing mailbox turnouts, farm field entrances, residential and commercial entrances, curve widening, ramp gores and tapers, and road and street approaches, as applicable. Pave these areas to the limits as shown on Standard Drawing RPM-110-06 or as directed by the Engineer. In the event signal detectors are present in the intersecting streets or roads, pave the crossroads to the right of way limit or back of the signal detector, whichever is the farthest back of the mainline. Surface or resurface these areas as directed by the Engineer. The Department will not measure placing and compacting for separate payment but shall be incidental to the Contract unit price for the asphalt mixtures.

FUEL AND ASPHALT PAY ADJUSTMENT

The Department has included the Contract items Asphalt Adjustment and Fuel Adjustment for possible future payments at an established Contract unit price of \$1.00. The Department will calculate actual adjustment quantities after work is completed. If existing Contract amount is insufficient to pay all items on the contract with the adjustments, the Department will establish additional monies with a change order.

ASPHALT PAVEMENT RIDE QUALITY CATEGORY A

The Department will apply Pavement Rideability Requirements on this project in accordance with Section 410, Category A.

OPTION A

Be advised that the Department will accept compaction of asphalt mixtures furnished for driving lanes and ramps, at 1 inch (25mm) or greater, on this project according to OPTION A in accordance with Section 402 and Section 403 of the current Standard Specifications. The Department will require joint cores as described in Section 402.03.02 for surface mixtures only. The Department will accept compaction of all other asphalt mixtures according to OPTION B.

MATERIAL TRANSFER VEHICLE (MTV)

Provide and use a MTV in accordance with Sections 403.02.10 and 403.03.05.

SPECIAL NOTE

For Building Removal Fayette County I-64/I-75 Paris Pike to the Southern Split Item No. 07-8909.30

The Contractor shall remove the following list of improvements including any asbestos that may be present. This work will be incidental to the bid item of Clearing and Grubbing.

Parcel 238 – 1 and a half story, wood frame residence (approx. 1,311 sq ft). Includes detached garage (approx. 720 sq ft.) cistern, gravel drive, and miscellaneous items.

SPECIAL NOTE FOR BRIDGE DECK RESTORATION AND WATERPROOFING WITH CONCRETE OVERLAYS

1. DESCRIPTION. Perform all work in accordance with the Kentucky Transportation Cabinet, Department of Highway's Standard Specifications for Road and Bridge Construction and applicable Supplemental Specifications, the Standard Drawings (current editions), this Note, and the attached detail drawings. Section references are to the Standard Specifications. This work consists of the following: (1) Furnish all labor, materials, tools, and equipment, (2) Machine prep the existing slab, (3) Complete full-depth and partial depth repairs as directed by the Engineer, (4) Repair/replace damaged and corroded reinforcing bars, (5) Place new concrete overlay and epoxy-sand slurry in accordance with Section 606, (6) Complete asphalt approach pavement, and (7) Any other work specified as part of this contract. All construction will be in accordance with Section 606 unless otherwise specified.

2. MATERIALS.

A. Latex Concrete. See Section 606.03.17.

B. Class "M" Concrete. Use either "M1" or "M2". See Section 601.

C. Epoxy-Sand Slurry. See Section 606.03.10.

3. CONSTRUCTION.

A. Remove Existing Overlay. In addition to Section 606.03.03, totally remove the existing concrete overlay by milling.

B. Partial Depth Slab Repair and Latex Overlay. Remove areas determined to be unsound by the Engineer via hydro-demolition or via handheld jackhammers weighing less than 45lbs in accordance with Section 606.02.10 D. Repair/Replace all damaged or severely corroded reinforcing bars prior to partial depth repair operation. The Department will not measure material removal and will consider this work incidental to the bid item "PARTIAL DEPTH PATCHING". Mix and place Latex Modified Concrete Overlay in accordance with Sections 606.03.08 and 606.03.17.

D. Surface Texturing. Texture the concrete surface of the overlay in accordance with Section 609.03.10.

E. Pavement Markings. Restore pavement markings to original patterns and/or as directed by the Engineer in accordance with Sections 713, 714 and 837. See Standard Drawings TPM-115 and TPM-207 Current Edition.

F. Verifying Field Conditions. The Contractor shall field verify all dimensions before ordering any material. New material that is unsuitable due to variation in existing structure shall be replaced at the Contractors expense.

G. Damage to the Structure. The Contractor shall bear all responsibility and expense for all damage to the structure during the repair work even to removal and replacement of a fallen span, should the fallen span result from the Contractor's actions.

4. MEASUREMENT. See Section 606 and the following:

A. Latex Modified Concrete for Overlay. The Department will measure the quantity in cubic yards.

- B. Remove Epoxy Bit Foreign Overlay.** The Department will measure the removal of the existing overlay in square yards. Any necessary blast cleaning or epoxy sand slurry will be considered incidental.
 - C. Partial Depth Patching.** The Department will measure the quantity in cubic yards by deducting the theoretical volume of bridge deck overlay (LMC) from the total volume (as indicated by the batch quantity tickets) of concrete required to obtain the finished grade shown on the plans or established by the Engineer.
 - D. Concrete Class M Full Depth Patch and Concrete Latex Overlay.** The Department will measure the quantity in cubic yards.
 - E. Steel Reinforcement Epoxy Coated.** The Department will measure any reinforcing steel necessary for the partial or full depth patch in pounds.
- 5. PAYMENT.** See Section 606 and the following:
 - A. Remove Epoxy Bit Foreign Overlay (08510).** The Department will make payment for the removal of the existing overlay.
 - B. Partial Depth Patching (24094EC).** The Department will make payment for removing exiting materials, furnishing and placing all new materials completed and accepted.
 - C. Concrete Class M Full Depth Patch (08526).** The Department will make payment for removing exiting materials, furnishing and placing all new materials.
 - D. Concrete Latex Overlay (08534).** The Department will make payment for furnishing and placing all new material as specified.
 - E. Steel Reinforcement, Epoxy Coated (08151).** The Department will make payment for steel reinforcement, if necessary.

SPECIAL NOTE FOR CLEANING AND PAINTING BRIDGES

Bidders shall all relevant pre-qualifications in order to have a bid opened and read.

The contractor(s) and or subcontractor(s) performing painting operations shall retain staff meeting the requirements listed below for the duration of this contract. Any production work conducted while not meeting these requirements shall not be eligible for payment. The contractor(s) and or subcontractor(s) performing painting operations personnel shall have been directly responsible for field operations of a structure painting project containing the requirements listed below.

1. A structure over a roadway and railway
2. Having specific containment requirements
3. Maintaining vehicular traffic.

The projects shall have been completed to the facility owners' satisfaction.

The Contractor(s) and or Subcontractor(s) performing the repair operations required in this contract (not paint related) shall be pre-qualified for the appropriate work items.

1. DESCRIPTION

Perform all work in accordance with the Kentucky Transportation Cabinet, Department of Highway's Standard Specifications for Road and Bridge Construction and applicable Supplemental Specifications, the Standard Drawings, (current editions), this Note and Attached Detailed Drawings. Section references are to the Standard Specifications. This work consists of the following: (1) Furnish all labor, materials, tools, and equipment, (2) Cleaning and Painting and (3) Any other work specified as part of this contract.

2. CONSTRUCTION

All structural steel shall be cleaned and painted in accordance with the Kentucky Transportation Cabinet, Department of Highways Standard Specifications for Road and Bridge Construction (current edition) Section 614.

All structural steel shall be Abrasive Blast Cleaned and Painted. See Section 614.03.09 for Abrasive Blast Cleaning and Painting.

3. RECYCABLE MATERIAL

Contrary to Section 614.03.09 section 5 transport and recycling the Contractor shall send all recyclable debris and complete their supplier profile form to the recycler listed below instead of the supplier profile form from the Division of Construction's website given.

The recycler is: The Doe Run Company: Resource Recycling Division, HC1 Box 1395, HWY 10K, Boss, MO 65440, phone (573) 626-4813, fax (573) 626-3304, email www.doerun.com. The contractor will complete the Doe Run Supplier Profile Form and provide copies of it to both Doe Run and the Engineer prior to transporting the surface preparation debris.

The Contractor shall confirm that Doe Run will be accepting the recyclable debris before preparing their bid. Should Doe Run not be accepting the recyclable debris, the Contractor shall be responsible for classification of the recyclable debris.

If the recyclable debris is determined to be hazardous material, the Contractor shall dispose of the material as addressed in section 614.03.09 under “**Hazardous Waste**”.

If the recyclable debris is determined to be non-hazardous material, it shall be disposed of as construction debris as addressed in section 614.03.09 under “**Industrial Waste**”.

4. SEQUENCING

All work required for the repairs specified in this must be completed prior to any cleaning and painting production operations commence.

5. FINISH COAT COLOR

Paint all steel gray in accordance with Section 821 of the Specifications.

6. DAMAGE TO STRUCTURE

The Contractor shall bear all responsibility and expense for any and all damage to the structure during the painting work, even to the removal and replacement of a fallen span, should the fallen span result from the Contractors actions.

SPECIAL NOTE FOR PREVENTIVE MAINTENANCE

1. DESCRIPTION

Perform all work in accordance with the Kentucky Transportation Cabinet, Department of Highway's Standard Specifications for Road and Bridge Construction and applicable Supplemental Specifications, the Standard Drawings, (current editions), this Note and Attached Detailed Drawings. Section references are to the Standard Specifications. This work consists of the following: (1) Furnish all labor, materials, tools, and equipment, (2) Bridge Cleaning, (3) Concrete Coatings and (4) Any other work specified as part of this contract.

2. MATERIALS

A. Wash Water

Use clean potable water for all pressure washing.

B. Concrete Coatings

See The Division of Material's list of approved materials for concrete coatings and Section 821.

3. CONSTRUCTION

A. Bridge Cleaning

All debris shall be removed from the bridge components. See attached detailed drawings for each bridge addressing components having debris removal. Equipment for removing debris from the bridge components shall be determined by the Contractor, subject to the approval of the Engineer. The Contractor shall prevent any debris from entering any body of water, bridge drainage system, or traffic lanes. All debris removed shall be disposed of in a suitable off-site disposal facility. Prior to all cleaning work, the Contractor shall confirm that any bridge drainage system is not blocked by un-removable debris. A blocked drainage system is considered to be one from which debris cannot be removed using the means specified in this note. If the Engineer has been notified and concurs that the drainage system is blocked prior to performing other cleaning work, then proceed at the direction of the engineer. If the Contractor does not inspect the bridge drainage system and notify the engineer prior to beginning work any blocked drains will be considered to be the result of the Contractor's operations, and all clearing and cleaning of the drainage system shall be performed as part of the work of the specification. All vegetation present at areas of the bridge that are to be addressed in this proposal shall be removed as determined by the Engineer.

All cost to complete Debris Removal, Clean Deck Drains and Remove Vegetation shall as specified shall be included in the Lump Sum price for "Bridge Cleaning".

B. Pressure Washing

Specified bridge components shall be pressure washed. See attached detailed drawings for each bridge addressing components to be pressure washed. All

equipment for pressure washing shall be operated at a minimum pressure of up 4,000 psi with 0-degree spinner tip and/or fan tips as determined by the engineer at the working location with a minimum flow rate of 3.5 gal/minute provided that these pressures do not damage any components of the structure. Pressure and flow rates shall be reduced to a level satisfactory to the Engineer should any damage occur due to power washing procedures. Pressure washing shall be operated at distance of approximately six inches from and perpendicular to the surface. All pressure washing wands shall be equipped with a gauge to accurately determine the amount pressure used. Pressure washing of any bridge element will proceed from top of wash area to bottom of wash area. Wash water will not be released to a bridge element previously washed. Perform all pressure washing at temperatures above 40 degrees Fahrenheit.

All cost to complete Pressure Washing as specified shall be included in the Lump Sum price for Lump Sum price for “Bridge Cleaning”.

C. Concrete Coatings Application

Specified bridge components shall have concrete coating applied to as specified after debris removal and power washing. See attached detailed drawings for addressing the bridge components. Use compressed air to remove any loose debris from the surfaces that are to be coated after power washing. See concrete coating diagram.

All coatings shall be applied within manufacturers recommended dry film thickness range. For recommended conditions for application, see Section 614.03.02 and coatings supplier specifications. Allow the surfaces to be coated to dry before any coating is applied. The coating must be applied to a clean and dry surface. All coating application shall be executed using brushes, rollers, etc. No spray application will be permitted.

The Department requires acceptance testing of samples obtained on a per-lot basis per-shipment. The Division of Materials will perform acceptance testing. See Section 821.04.

The finish coat shall be Light Gray for Concrete. See Section 821.02.

All cost to complete Concrete Coating Application as specified shall be included in the Lump Sum price for “Concrete Coatings”.

D. Sequence of Work

Complete work in the sequence listed below:

1. Debris Removal
2. Pressure Washing
3. Concrete Coating Application

E. Inspection

The Cabinet will provide inspection for all items required in this contract. Visual inspection will be required upon completion of each work item for each structure component or at the discretion of the Engineer at any time. All visual inspection shall be performed within arm's length distance.

1. **Debris Removal:** Visual Inspection.
2. **Power Washing:** Visual Inspection.
3. **Concrete Coating:**
Prime Coat Application Check for wet film thickness*, and defects in the Paint.
Finish Coat Application Check for wet film thickness*, paint appearance, color and quality of application.

F. Verifying Field Conditions

The Contractor shall be familiar with all conditions at each bridge site. The Cabinet will not consider any claims due to the Contractor having not familiarized themselves with requirements of this work.

G. Residual Lead

Residual lead paint may still be on bridge. The Contractor is advised to take all necessary protective measures including worker safety and environmental regulations when performing surface preparation. The Department will not consider any claims based on residual lead paint.

H. Damage to the structure

The Contractor shall bear all responsibility and expense for any and all damage to the structure during the repair work, even to the removal and replacement of a fallen span, should the fallen span result from the contractors actions.

4. MEASUREMENT

A. Bridge Cleaning

The Cabinet will measure this item by Lump Sum, completed and accepted.

B. Concrete Coating

The Cabinet will measure this item by Lump Sum, completed and accepted.

5. PAYMENT

A. Bridge Cleaning (24981EC)

Payment at the contract unit price for “Lump Sum” is full compensation for Debris Removal, Deck Drain Cleaning, Pressure Washing and all incidental items required to complete this with as specified in this note and attached detailed drawings.

B. Concrete Coating (24982EC)

Payment at the contract unit price for “Lump Sum” is full compensation for applying the concrete coatings and all incidental items required to complete this work as specified in this note and attached detailed drawings.

SPECIAL NOTE FOR CONCRETE COATING

I. DESCRIPTION

Perform all work in accordance with the Kentucky Transportation Cabinet, Department of Highways current Specifications for Road and Bridge Construction and applicable Supplemental Specifications, the Standard Drawings, this Note, and the Contract Documents. Section references are to the Standard Specifications.

This work consists of the following:

- 1. Furnish all labor, materials, tools, equipment, and incidental items necessary to complete the work.
- 2. Provide safe access to the bridge, in accordance with Section 107.01.01, for the Engineer to sound possible repair areas and for workers to complete the construction.
- 3. Repair cracks as applicable in accordance with the Special Note for Epoxy Injection Crack Repair.
- 4. Repair delaminated or spalled areas as applicable in accordance with the Special Note for Concrete Patching.
- 5. Apply Ordinary Surface Finish
- 6. Prepare the surfaces to receive coating.
- 7. Apply concrete coating.
- 8. Any other work as specified as part of this contract.

II. MATERIALS

One of the following coating systems shall be used:

<u>Manufacturer</u>	<u>Prime Coat</u>	<u>Finish Coat</u>
Sherwin Williams	Macropoxy 646	Acrolon 218 HS
PPG	Amerlock 2	Devoe Devflex HP
Carboline	Carboguard 890	Carbothane 133 HB
Tnemec	Elastogrip 151	Envirocrete 156

The finish product shall be opaque and satin or semi-gloss. The contractor must apply sufficient coats as required to achieve this goal. The finish coat shall be gray and will meet the following values:

	<u>L*</u>	<u>a*</u>	<u>b*</u>
Gray	74.94	-1.54	3.92

Furnish to the Engineer copies of the manufacturer’s technical data sheets, installation guidelines, material safety data sheets, and other pertinent data at least two (2) days prior to beginning the work.

III. CONSTRUCTION

- A. Perform Concrete Repairs.** Repair concrete surface in accordance with the Special Note for Epoxy Injection Crack Repair and/or the Special Note for Concrete Patching Repair if included in the contract documents.
- B. Apply Ordinary Surface Finish.** Areas receiving epoxy injection, concrete patching, and other surface imperfections, including areas of minor cracking, should receive Ordinary Surface Finish in accordance with Section 601.03.18 of the Standard Specifications. Use mortar of the same cement and fine aggregate as the concrete patching, or as directed by the Engineer. Payment will be incidental to Concrete Sealing.
- C. Areas to Receive Concrete Coating:** See plans.
- D. Prepare Concrete Surfaces for Repair.** All areas specified shall be pressure washed. Equip the pressure washers with calibrated gages and pressure regulators to ascertain and regulate water pressure. All equipment for pressure washing shall be operated at a minimum pressure of up 3,500 to 4,500 psi with 0 degree spinner tip and/or fan tips as determined by the engineer at the working location with a minimum flow rate of 3.5 gal/minute provided that these pressures do not damage any components of the structure. Pressure and flow rates shall be reduced to a level satisfactory to the Engineer should any damage occur due to power washing procedures. The washing wand must be approximately perpendicular to the washed surface and within a maximum of 12 inches of the surface. Wand extensions greater than 36 inches will be subject to Division of Construction approval. Pressure washing of any bridge element will proceed from top of wash area to bottom of wash area. Perform all pressure washing at temperatures above 40 degrees Fahrenheit.
- E. Apply Concrete Coating.** All areas specified shall have concrete coating applied to as specified after debris removal and power washing. New concrete shall be allowed to properly cure in accordance with the manufacturer's recommendations prior to application. Use compressed air to remove any loose debris from the surfaces that are to be coated after power washing. All coatings shall be applied within manufacturers recommended dry film thickness range. Comply with KYTC "Standard Specifications for Road and Bridge Construction" Section 614.03.02 and coatings supplier recommended conditions for application. Allow the surfaces to be coated to dry a minimum of 24 hours before any coating is applied. The coating must be applied with 72 hours of pressure washing. The coating must be applied to a clean and dry surface.

All coating application shall be executed using brushes, rollers, etc. No spray application will be permitted.

The Department requires acceptance testing of samples obtained on a per-lot basis per-shipment. The Division of Materials shall perform acceptance testing. Test samples shall be taken at the Contractor’s paint storage site. Department personnel shall perform sampling. Allow (10) working days for testing and approval of the sampled paint. It is the Contractor’s responsibility to maintain an adequate inventory of approved paint. The Department shall assume no responsibility for lost work due to rejection of paint or approved paint subsequently found to be defective during the application process. Preform all concrete coating application at temperatures above 40 degrees Fahrenheit or in accordance with manufactures specifications.

IV. MEASUREMENT

The Department will measure the quantity as lump sum. The Department will not measure preparation of the site for the Engineer’s access or removal and reapplication of coatings that do not satisfy the Engineer’s approval for payment and will consider them incidental to “Concrete Coating”.

V. PAYMENT.

The Department will make payment for the completed and accepted quantities of concrete coating under the following:

<u>Code</u>	<u>Pay Item</u>	<u>Pay Unit</u>
24982EC	Concrete Coating	Lump Sum

The plans may show an estimate quantity in square feet. The Department will consider payment as full compensation for all work required as described in this note.

SPECIAL NOTE FOR CONCRETE PATCHING REPAIR
I64/I75 over Paris Pike, RJ
Corman RR, Paris Road

1. DESCRIPTION.

Perform all work in accordance with the Department's Standard Specifications and applicable Supplemental Specifications (current editions), this note and the attached detailed drawings. Section references are to the Standard Specifications. This work consists of: (1) Furnish all labor, materials, tools, and equipment, (2) Remove existing spalled/delaminated concrete, (3) Prepare the existing surface for concrete patching, (4) Apply concrete patching as specified by this note and as shown on the attached detail drawings, (6) Finish and cure the new Concrete Patches, (7) Any other work specified as part of this contract. See contract plans for locations.

2. MATERIALS: See attached plan sheets.

3. CONSTRUCTION.

- a. **Concrete Removal and Preparation.** The Contractor, as directed by the Engineer shall locate and remove all loose, spalled, deteriorated and delaminated concrete. Care shall be exercised not to damage areas of sound concrete or reinforcing steel during concrete removal operations. Unless specifically *directed by the Engineer*, depth of removal shall not exceed 4 inches. Concrete removal shall be in accordance with a sequence approved by the Engineer. Concrete removal shall be accomplished by chipping with hand picks, chisels or light duty pneumatic or electric chipping hammers (not to exceed 35 lbs.). If sound concrete is encountered before existing reinforcing steel is exposed, the surface shall be prepared and repaired without further removal of the concrete. When corroded reinforcing steel is exposed, concrete removal shall continue until there is a minimum $\frac{3}{4}$ inch clearance around the exposed, corroded reinforcing bar. Care shall be taken to not damage bond to adjacent non- exposed reinforcing steel during concrete removal processes. After all deteriorated concrete has been removed; the repair surface to receive concrete patching shall be prepared by blast cleaning. Blast cleaning shall remove all fractured surface concrete and all traces of any unsound material or contaminants such as oil, grease, dirt, slurry, or any materials which could interfere with the bond of freshly placed concrete. The Contractor shall dispose all removed material off State Right Of Way in an approved site.

- b. **Steel Reinforcement.** All corroded reinforcing steel exposed during concrete removal shall have corrosion products removed by abrasive blasting or wire brush whichever is more appropriate. If required, furnish for replacement, as directed by the Engineer, adequate quantity of steel reinforcing bars. Place these bars in areas deemed by the Engineer to require additional reinforcement. Field cutting and bending is permitted.
- c. **Concrete Patching Repair.** Place and finish the new concrete for the patching area in accordance with the manufacturer's recommendations, as shown on the attached detail drawings, or as directed by the Engineer. The Engineer shall approve the Contractor's method of placing and consolidating the concrete prior to the beginning of this operation.
- d. **Curing.** On completion of finishing operation, patching concrete shall immediately be prevented from drying out and cracking by fogging, wetting, and/or any appropriate method approved by the Engineer. Curing shall continue for duration recommended by the product manufacturer.

The Contractor shall make a thorough inspection of the site and shall thoroughly familiarize himself with existing conditions so that the work can be expeditiously performed after mobilization. Quantities given are approximate. The quantity for "Concrete Patching Repair" shall be bid with the contingency that quantities may be increased, decreased, or eliminated by the Engineer. Dispose of all removed material entirely away from the job site as approved by the Engineer. This work is incidental to the contract unit price for "Concrete Patching Repair".

4. MEASUREMENT

- a. **Concrete Patching Repair.** The Department will measure the quantity per square feet of each area restored, completed and accepted.
- b. **Steel Reinforcement, Welded Wire Fabric & Hook Fasteners.** Steel Reinforcement, Welded Wire Fabric and Hook Fasteners will not be measured for payment, but shall be considered incidental to "Concrete Patching Repair".

5. PAYMENT

- a. **Concrete Patching Repair (22146EN).** Payment at the contract unit price per square feet is full compensation for the following: (1) Furnish all labor, materials, tools, equipment; (2) preparation of specified areas including removing and disposing of specified existing materials; (3) place, finish and cure new concrete patches; and (4) all incidentals necessary to complete the work as specified by this note and as shown on the attached detail drawings.

SPECIAL NOTE FOR CONCRETE SEALING

These Notes or designated portions thereof, apply where so indicated on the plans, proposals or bidding instruction.

- I. DESCRIPTION.** Perform all work in accordance with the Department's 2019 Standard Specifications, and applicable Supplemental Specifications, the attached sketches, and these Notes. Section references are to the Standard Specifications.

This work consists of: (1) Furnish all labor, materials, tools, and equipment; (2) Clean the bridge deck; (3) Seal the bridge deck; (4) Maintain & control traffic; and, (5) Any other work specified as part of this contract.

II. MATERIALS.

- A. Sealer.** Use one of the following:

Product	Supplier
Protectosil BHN	Evonik Industries
Protectosil 300S	Evonik Industries
TK-590-40 Tri-Silane 40%	TK Products
SW-244-100	Chemical Products Industries, Inc.
TK-590-1 MS Tri-Silane	TK Products
MasterProtect H1000	BASF
Aquanil Plus 40	ChemMasters
SIL-ACT ATS-100	Advanced Chemical Technologies
Certivex Penseal BTS 100%	Vexcon
Pentreat 244-40	W.R. Meadows
Aquanil Plus 40A	ChemMasters

- B. Coverage Rate:** Follow all manufacturers recommendations for coverage rates except the application rate must not exceed the square footage coverage rate per gallon of sealer as given in the chart below. If the manufacturer recommends a coverage rate greater than given in the table below, apply sealer at the rate given in the table below for the chosen sealers silane percentage.

% Silane	Coverage rate (ft ² /gallon)
100	300
40	120
20	60

III. CONSTRUCTION.

- A. Curing Compound.** Contrary to Section 609.03.12 of the specifications, curing compound is not to be used on this deck due to potentially causing issues with the concrete sealer. During the deck pour, finishing, and tining operations the Class AA concrete shall be kept continuously moist with the use of a mister until burlap or curing blankets are applied to the surface. At no point should water be pooling or running off the surface or the surface of the concrete be allowed to become dry. After the burlap or curing blankets are installed, cure in accordance with the specifications. Include all costs in the unit price bid for Class AA concrete. Failure to properly cure the concrete in accordance with this note and the specifications may result in weakened or cracked concrete. If the concrete is weakened or cracked due to improper curing, the contractor will be responsible for providing alternates to fix the issues to the Engineer for review and the contractor will be solely responsible for all costs to do so, up to complete replacement. Do not begin any construction on fixing any issues without approval of the Engineer.
- B. Cleaning the Deck.** Dry clean the deck to remove all loose debris. Remove all visible hydrocarbons from the surface with detergent approved by the manufacturer of the deck sealant. Pressure wash all surfaces to be sealed at 2000 to 3000 psi. Install pressure gauges at each wand to verify pressure. Use 30° fan tip or as recommended by the manufacturer of the deck sealant. Hold pressure washing wand a minimum of 45° from the deck with a maximum stand-off distance of 12 inches.
- C. Sealing the Deck.** Allow new concrete to cure a minimum 28 days prior to application of sealer. Monitor weather conditions prior to sealer application. Refer to manufacturer's recommendations for proper ambient conditions. Do not apply sealer if precipitation is anticipated within the time stated by the manufacturer. Allow the deck to dry 24 hours (after washing or rain event) before sealer application. The deck can be reopened to traffic while drying. Sealer must be applied within 48 hours of washing or the deck must be rewashed. Divide the deck into predefined areas of specific square footage to aid in determining usage. Comply with manufacturer's usage recommendation. Using a low

pressure pump, apply sealer and spread evenly with broom or squeegee; do not allow pooling to remain. When each predefined area is complete, measure the amount of sealer used to verify proper usage. After sealing, follow manufacturer's recommended cure time before opening to traffic. On vertical surfaces, apply the sealer in a flooding application from the bottom up, so the material runs down 6 to 8 inches below the spray pattern.

D. Inspection: Monitor all aspects of the project to assure compliance to this specification. Observe and document general conditions during the entirety of the project. Verify that each phase of work has been satisfactorily completed prior to beginning the next phase. Phases are described as follows:

1. Dry cleaning to remove loose debris, verify and document:
 - a. All debris has been removed and disposed of properly.
2. Removal of hydrocarbons, verify and document:
 - a. The manufacturer's recommended detergent is used for removal.
 - b. Hydrocarbons have been satisfactorily removed.
3. Pressure washing, verify and document:
 - a. Washing pressure at the wand.
 - b. Tip size used.
 - c. Wash angle and stand-off distance.
 - d. The deck is satisfactorily cleaned.
4. Sealer application, verify and document:
 - a. Proper cure time for new concrete.
 - b. Deck surface is dry.
 1. Document time since washed.
 2. Was deck opened to traffic after washing?
 - c. Ambient conditions.
 1. Document ambient temperature, surface temperature, relative humidity, and dew point.
 - d. Application and distribution method.
 - e. Coverage to be complete and even.
 - f. Material is not allowed to remain pooled.
 - g. Monitor material usage.
 - h. No traffic until proper cure time is allowed.

IV. MEASUREMENT

- A. Concrete Sealing.** The Department will measure the quantity per square feet of each area sealed.

V. PAYMENT

- A. Concrete Sealing.** Payment at the contract unit price per square feet is full compensation for the following: (1) Furnish all labor, materials, tools, and equipment; (2) Clean the bridge deck; (3) Seal the bridge deck; (4) Maintain & control traffic; and, (5) Any other work specified as part of this contract.

SPECIAL NOTE FOR FRP WRAP

Fayette County – I64/I75 Bridge over Paris Pike, RJ Corman RR, & Old Paris Road

The following sections provide the requirements for application of Fiber Reinforced Polymer (FRP) fabric, surface preparation requirements, field QA/QC procedures, reporting requirements and Contractor/Testing Subcontractor/Department responsibilities. The purpose of the FRP wrap is to confine and strengthen repaired concrete to mitigate future deterioration and to extend the service life of concrete components.

References to the “Department” refer to the Kentucky Department of Highways and/or consultants acting on behalf of the Department.

In all cases, the Department reserves the right to request raw data, field notes and/or other available information that may be necessary to evaluate the results of testing specified in this Special Note. Upon request, provide any available information at no additional cost to the Department.

In all cases, the Department reserves the right to perform testing to obtain independent results of testing specified in this Special Note. Upon request, provide any assistance required for Department personnel to perform such testing at no additional cost to the Department.

At the request of the Engineer, personnel representing the Contractor (including testing subcontractors) and the Department may be required to attend a pre-test meeting to discuss procedures related to testing, reports, reviews, etc. This meeting will be at no additional cost to the Department.

Unless noted otherwise, the Department will respond to the Contractor regarding acceptability of submittals referenced in this Special Note within ten (10) business days. A “Business Day” is defined as any day except Saturdays, Sundays and Holidays, as defined in Section 101.03 of the Standard Specifications.

Fayette County Item No. 7-8909.30
I64/I75 over Paris Pike, RJ Corman RR, Old Paris Road

1.0 Description

This work shall consist of furnishing all materials, labor, equipment and supervision necessary for the installation of a field applied externally bonded Fiber Reinforced Polymer (FRP) reinforcement, at repair areas shown in the contract plans and as directed by the Engineer.

1.1 Materials

Provide a unidirectional, high-strength fiber fabric fully saturated with compatible epoxy resin that has been tested together as a system in both contact-critical and bond-critical applications. The fabric for the FRP composite system shall be continuous filament woven fabric. Primary fibers for the fabric shall be electrical glass fibers (GFRP) or carbon (CFRP). The epoxy shall be supplied by the manufacturer as part of the system designed for use with the selected fabric. Polyester resin shall not be allowed as a substitute for epoxy resin. Provide cured laminate properties which meet or exceed the minimum requirements in Table 1:

Table 1 – FRP Cured Laminate Properties		
Property	CFRP	GFRP
Design Unit Tensile Strength	2.2 k/in/ply	2.8 k/in/ply
Unit Tensile Stiffness	220 k/in/ply	140 k/in/ply
Design Elongation at Failure	1.00%	2.00%
Nominal Fabric Weight	9 oz/yd ²	27 oz/yd ²

Properties listed in Table 1 shall be determined from independent laboratory testing in accordance with ASTM D3039. Provide FRP lamina with a glass transition temperature (Tg) not less than 140° F in accordance with ASTM E1640.

The contractor shall provide a flexible, waterproofing, non-vapor barrier protective top coating compatible with the FRP manufacturer’s recommendations to protect the FRP from ultraviolet radiation and heavy abrasion with a design life of 50 years. This protective top coating shall closely match the light gray color of the adjacent concrete.

1.2 Equipment

Furnish all materials, tools, equipment, transportation, necessary storage, access, labor and supervision required for the proper application of the FRP composite system.

1.3 Delivery, Storage, and Handling

The products shall be delivered and stored in original, unopened containers. Containers must be clearly marked with legible and intact labels listing the Manufacturer’s name, brand name, product identification and batch number.

Fayette County Item No. 7-8909.30
I64/I75 over Paris Pike, RJ Corman RR, Old Paris Road

Storage of fiber reinforcement and epoxies must be in areas protected from dust, moisture, and chemical exposure. Epoxies must be stored in areas with an ambient temperature between 50 and 75 degrees F and away from direct sunlight, flame sources or other hazards. Epoxy resins must be stored separately from hardeners.

The fiber reinforcement must not be handled roughly. For specific hazards of resin components consult the Manufacturer's SDS.

2.0 Contractor Submittals

Contractor shall submit the following documentations and obtain approval 30 days before work commences.

2.1 Contractor Qualifications

The contractor shall provide a manufacturer's certification of technical training, FRP system selected, project supervisor, and documentation showing the contractor has been certified or approved by the manufacturer of the FRP system. A trained project supervisor shall remain at the work site at all times to instruct the work crew in the FRP application procedures. The Engineer may suspend the work if an unauthorized composite system is substituted for an authorized composite system, or if the unauthorized personnel are substituted for authorized personnel during construction.

2.2 Product Data

Manufacturer's product data including physical and chemical characteristics, material specifications for each component, limitations on use of the system, construction or application specifications, maintenance instructions and general manufacturer's recommendations regarding each system shall be provided. Product data on the proposed primer, putty, resin, saturant, and carbon or glass fiber shall be included. Testing information on the combination of the proposed carbon or glass fiber reinforcement and epoxy when used together as a system shall be provided. The contractor shall provide certifications by the producers of the materials that all materials supplied are in accordance with all the requirements and standards of the appropriate ASTM and other agencies. Manufacturer's Safety Data Sheets (SDS) for all materials to be used shall be provided.

2.3 Shop Drawings

Provide complete shop drawings for each installation of the composite system to the Engineer for approval before beginning work. Shop drawings shall be submitted, signed, and sealed by a Kentucky Professional. Shop drawings shall include the detail of types, locations, dimensions, number of layers and splice details and orientation of all FRP materials and coatings to be installed.

3.0 Construction Requirements

Fayette County Item No. 7-8909.30
I64/I75 over Paris Pike, RJ Corman RR, Old Paris Road

3.1 Concrete Repairs

Concrete repairs shall be performed as shown in the contract plans and according to ACI 546R and ICRI 310.2R. Place concrete patches to the dimensions shown on the contract plans and as specified by the Engineer. All surfaces where the FRP system is to be applied shall be sound. FRP systems shall not be applied to concrete suspected of containing corroded reinforcement. Corroded reinforcement shall be cleaned and the surrounding contaminated concrete shall be removed. Concrete removal shall extend along the reinforcing steel until there is no further delamination, cracking, or corrosion and the reinforcing steel is well bonded to the surrounding concrete.

Cracks wider than 0.01 in. and with a spacing less than 1.5 in. or cracks wider than 1/32 in. shall be filled using epoxy injection. Allow epoxy used for crack sealing to cure in accordance with the manufacturer's recommendations.

3.2 Surface Preparation

Once all concrete repairs are made and cured, prepare the concrete surface to a minimum ICRI-CSP3 concrete surface profile. All concrete surfaces that will be in contact with FRP shall have all laitance, dust, dirt, oil, curing compound, existing coatings and any other foreign matter removed that could interfere with the bond between the FRP system and the concrete. Localized out-of-plane variations, including form lines, shall not exceed the smaller of 1/32 inch or the tolerances recommended by the FRP manufacturer's recommendation. Sharp and chamfered corners shall be rounded off to a minimum radius of ½ inch by grinding or forming with the system's thickened epoxy. Variations in the radius along the vertical edge shall not exceed 1/2 inch for each foot of length.

3.3 Application of FRP

The concrete and atmospheric temperatures shall be between 40°F and 90°F during installation of the FRP, or as recommended by the manufacturer.

The components of the epoxy resin shall be batched in quantities specified by the manufacturer. Epoxy resin shall be mixed by manual stirring or small electrically powered mixing blades for a minimum of 5 minutes and applied uniformly to the fiber at a rate that shall ensure complete saturation of the fabric. Automatic saturators shall not be used to impregnate the fabric. Application shall begin within one hour after the batch has been mixed. A properly trained supervisor shall verify that saturation is correct.

3.4 Installation

Unless otherwise provided by the manufacturer, install the FRP fabric as follows:

Fayette County Item No. 7-8909.30
I64/I75 over Paris Pike, RJ Corman RR, Old Paris Road

1. Ensure that all concrete surfaces are clean in accordance with the requirements of the manufacturer.
2. Use a medium nap roller to apply a primer coat to the concrete surface. Field thickened resins are not allowed to be used as primer coats or between layers of fabrics.
3. Ensure the FRP fibers are oriented as noted in the plans.
4. Saturate the fabric according the manufacturer's recommendations.
5. Apply the saturated fabric to the concrete surface by hand lay-up, using methods that produce a uniform, constant tensile force that is distributed across the entire width of the fabric. Under certain application conditions the system may be placed entirely by hand methods assuring a uniform, even final appearance. Provide a lap length of at least 6 in. at all necessary over-laps in the longitudinal direction of the fabric.
6. Apply subsequent layers, continuously or spliced, until designed number of layers is achieved, per the contract plans. Successive layers of composite material shall be placed before polymerization of the previous layer of epoxy is too complete to achieve complete bond between layers. If polymerization does occur between layers, the surface must roughened using a light abrasive that will not damage the fiber.
7. Using a roller or hand pressure, ensure proper orientation of fibers, release or roll out entrapped air, and ensure that each individual layer is firmly bedded and adhered to the proceeding layer or substrate. Entrapped air shall be released or rolled over before the epoxy sets. Fibers within the fabric shall not deviate from the horizontal or vertical alignment by more than ½ inch per foot.
8. Apply a final coat of epoxy. Detail all fabric edges, including butt splice, termination points, and jacket edges, with epoxy.
9. Apply top coat of protective coating that is in accordance with the manufacturer's recommendation. Use paints that allow vapor transmission at gaps. Remove dust and residue prior to application of paint coats. If the final epoxy coat is completely polymerized prior to application of final coat, the exterior surface of the fiber wrap shall be cleaned and roughened by a light abrasive prior to painting. All cleaned and roughened surfaces shall be dry before painting.
10. The contractor shall maintain a wrapping log. The wrapping log shall be available for review by the Engineer at all times, and upon completion of all wrapping the Engineer shall be given a copy. The log shall provide material traceability and records for the wrapping, including batch numbers for fabric and epoxy used each day, locations of installation, and square footage of fabric and volume of epoxy used.

4.0 Field QC/QA

After the initial resin has cured at least 24 hours, visually inspect for any defects in the FRP wrap prior to applying final protective coating system. Defects include external abrasions or blemishes, delaminations, voids, external cracks, chips, cuts, loose fibers, foreign inclusions, and depressible raised areas or fabric wrinkles. All defects greater than 1" in length or greater than one square inch in area shall be repaired according to the manufacturer's recommendations.

Fayette County Item No. 7-8909.30
I64/I75 over Paris Pike, RJ Corman RR, Old Paris Road

Tension adhesion testing shall be conducted using ASTM D7234 with the strengths reaching 200 psi. Any failure shall exhibit failure of the concrete substrate before failure of the adhesive. Tension adhesion testing shall cease when strengths reach 200 psi. Any failure of the concrete substrate and/or FRP adhesion shall be repaired at the contractor's expense and as directed by the engineer. Two adhesion tests shall be performed for each bridge component having FRP being applied.

5.0 Repairs

Repair procedures shall be performed in accordance with the manufacturer's recommendations and as specified by the Engineer. All repairs shall be subject to the same application, curing, and quality control specifications as the original work.

Large delaminations, greater than 25 square inches each, shall be repaired by selectively cutting away the affected sheet, reapplying the primer and resin layers, and applying an overlapping FRP patch with an equivalent number of layers and fiber orientation. The patch shall be of the same material and manufacturer as the original defective fabric. Allow for 6 inches overlap in all directions.

Small delaminations less than 25 square inches each shall be repaired by filling the delaminations using a low-pressure injection of the saturating resin, or by the previous procedure specified for large delaminations.

Repair procedures for conditions that are not specifically addressed in these notes shall be submitted and approved by the Engineer prior to proceeding with the work.

6.0 Measurement

Fiber reinforced polymer wrap shall be measured to the nearest square foot based on the area of fabric as detailed in the contract plans. No additional compensation will be given for the use of multiple layers to achieve design strength.

7.0 Payment

The Department will make payment for the completed and accepted quantities under the following:

<u>Code</u>	<u>Pay Item</u>	<u>Pay Unit</u>
25015EC	FRP Wrap	Square Foot

The Department will consider payment as full compensation for all work required herein.

SPECIAL NOTE FOR HOT-DIP GALVANIZING STEEL

These Notes or designated portions thereof, apply where so indicated on the plans, proposals or bidding instruction.

- I. **DESCRIPTION.** This work shall consist of surface preparation and hot-dip galvanizing structural steel specified on the plans. An additional coating system as described in Section 607.03.23 of the Specifications is not required when this note is included in the contract.

II. **MATERIALS.**

- A. **Steel.** Use steel specified in the plans; however, fabricator must confirm that the steel material has silicon content either below 0.4% or between 0.15% and 0.22% to ensure galvanizing will perform and bond as required. Steel material out of this range shall be rejected. This specification can only be utilized for rolled steel beam bridges (no plate girders) and associated hardware.
- B. **Zinc.** In accordance with AASHTO M111.

III. **HOT-DIP GALVANIZING.**

A. **Application.**

Steel members, fabrications and assemblies shall be galvanized by the hot-dip process in the shop according to AASHTO M111 (*Standard Specification for Zinc (Hot-Dip Galvanized) Coatings on Iron and Steel Products*).

Bolts, nuts, washers and steel components shall be galvanized in the shop according to AASHTO M232 (*Standard Specification for Zinc Coating (Hot-Dip) on Iron and Steel Hardware*).

B. **Safeguarding against embrittlement, distortion, and cracking**

All steel shall be safeguarded against embrittlement according to ASTM A143 (*Standard Specification for Safeguarding against Embrittlement of Hot-Dip Galvanized Structural Steel Products and Procedure for Detecting Embrittlement*). Water quenching or chromate conversion coatings shall not be used on any steel work that is to be painted.

All galvanized steel work shall be handled in a manner to avoid mechanical damage and minimize distortion. Members shall be supported during galvanization to prevent permanent distortion. The contractor/fabricator/galvanizer must propose changes to the element prior to preparing shop drawings if necessary to minimize the chances of permanent distortion or cracking during hot-dip galvanizing. Pre-heating must be utilized if necessary to minimize the chance of permanent distortion or cracking.

The contractor is required to inspect each element for distortion following hot-dip galvanizing prior to dipping the next element. Consult the Engineer if distortion is detected before proceeding to the next element.

C. **Fabrication**

Hot-dip galvanizing shall be indicated on the shop drawings. The fabricator shall coordinate with the galvanizer to incorporate additional steel detail required to facilitate galvanizing of the steel. These additional details shall be indicated on the shop drawings.

To insure identification after galvanizing, piece marks shall be supplemented with metal tags for all items where fit-up requires matching specific pieces.

After fabrication (cutting, welding, drilling, etc.) is complete, all holes shall be deburred and all fins, scabs or other surface/edge anomalies shall be ground or repaired per ASTM A6. The items shall then be cleaned per Steel Structures Painting Council's Surface Preparation Specification SSPC-SPI (Solvent Cleaning) and SSPC-SP6 (Commercial Blast Cleaning). All surfaces shall be inspected to verify no fins, scabs or other similar defects are present.

All welded attachments shall be connected prior to hot dip galvanization, including shear studs.

Beams shall be handled, stored and transported with their webs vertical and with proper cushioning to prevent damage to the member and coating. Members shall be supported during galvanizing to prevent permanent distortion.

D. Surface Preparation

The Contractor/Fabricator shall consult with the galvanizer to insure proper removal of grease, paint and other deleterious materials prior to galvanizing. The members shall be abrasive blasted/cleaned to SSPC SP6/NACE 3 to remove all mill scale.

E. Coating Requirements

Coating weight, surface finish, appearance and adhesion shall conform to requirements of ASTM A385 (*Standard Practice for Providing High-Quality Zinc Coatings (Hot-Dip)*) and AASHTO M111 or AASHTO M232, as appropriate.

F. Testing Requirements

Inspection and testing of hot-dip galvanized coatings shall follow the guidelines provided in the American Galvanizers Association publication "*Inspection of Products Hot-dip Galvanized after Fabrication*". Sampling, inspection, rejection and retesting for conformance with requirements shall be according to AASHTO M111 or AASHTO M232 as applicable, with the target coating thickness of 152 microns (6 mils). Coating thickness shall be measured according to AASHTO M111, for magnetic thickness gage measurement and AASHTO M232 as appropriate. The Cabinet may elect to conduct testing in addition to the Standards required testing.

All galvanized steel will be visually inspected for finish and appearance.

Bolts, nuts, washers, and steel components shall be packaged according to AASHTO M232. Identity of bolts, nuts and washers shall be maintained for lot-testing after galvanizing according to Article 505.04(f)(2) for high strength steel bolts.

G. Connection Treatment

After galvanizing and prior to shipping, contact surfaces for any bolted connections shall be roughened by hand wire brushing or according to SSPC-SP7 (Brush-Off Blast Cleaning). Power wire brushing is not allowed.

All bolt holes shall be reamed or drilled to their specified diameters after galvanizing. All bolts shall be installed after galvanizing.

H. Repair of Hot-dip Galvanized Coating

Surfaces with inadequate zinc thickness will be repaired using zinc based solder in accordance to ASTM A780 (*Standard Practice for Repair of Damaged and Uncoated Areas of Hot-Dip Galvanized Coatings*) Section 4.2.1 and AASHTO M111. Any fins

or slivers present after galvanizing will be removed and repaired ASTM A780 (Standard Practice for Repair of Damaged and Uncoated Areas of Hot-Dip Galvanized Coatings) Section 4.2.1 and AASHTO M111.

Surfaces of galvanized steel that are damaged after the galvanizing operation shall be repaired according to ASTM A780. Damage that occurs in the shop shall be repaired in the shop. Damage that occurs during transport or in the field shall be repaired in the field. Any drips or runs in the galvanizing will be removed by grinding to match the surrounding surface.

All bolt holes shall be reamed or drilled to their specified diameters after galvanizing.

The Cabinet's Project Team must inspect and approve the galvanized steel prior to the subsequent Phase of Work.

V. PAYMENT

The cost of all surface preparation, galvanizing, and all other work described herein shall be the considered as included in the unit price bid for the applicable pay item to be hot-dip galvanized.

The Department will consider payment as full compensation for all work required by these notes and detail drawings.

SPECIAL NOTE FOR SOUND BARRIER WALLS

I. DESCRIPTION

All work shall be performed in accordance with the Department's latest Standards and Supplemental Specifications and applicable Special Provisions and Standard and Sepia Drawings, except as specified in these notes or elsewhere in this proposal. Section references are to the Standard Specifications.

This work shall consist of preparing any necessary shop drawings, and manufacturing, testing, transporting, storing, and installing sound barrier walls; furnishing and installing drilled shaft foundations; excavating and backfilling; and restoring the work area in accordance with the dimensions, lines, and grades shown on the contract plans.

All references to AASHTO are to the AASHTO LRFD Bridge Design Specifications for Highway Bridges, Current Edition with Interims.

II. DESIGN

A. General

See Sound Barrier Wall General Notes in the contract plans for design specifications. Any alternative design furnished by the Contractor shall meet or exceed the specifications, standards, and assumptions shown in the contract plans and documents.

B. Site Conditions

Be advised that Section 102.07 of the Specifications applies to this project. It shall be distinctly understood that any references in the contract plans and other contract documents to rock, rock disintegration zone, earth, or any other subsurface material whether in numbers, words, letters, or lines is solely for the Department's information. The Bidder draws his own conclusions as to the field conditions to be encountered.

Tops of drilled shafts are to be a minimum of 6 inches below finished grade.

C. Utilities

Existing and proposed utilities were considered when developing layout and design of sound barrier walls. See the contract plans for additional information.

The Contractor shall contact the KYTC District 7 Traffic Office ten business days prior to beginning work to mark the existing roadway lighting conduits. Repair or replace features damaged during construction in like kind materials and design at no additional cost to the Department.

D. Contractor Submittals

Submit shop drawings to the Engineer for review at least 30 working days before fabrication begins. Submit adequate documentation of proprietary designs and/or products to the Engineer for review. The shop drawings shall be signed, sealed, and dated by a Kentucky registered Professional Engineer.

Provide supporting calculations for all modifications to the structural design of the panels, posts, base plates, and anchorages provided by the contract plans. These calculations shall be signed, sealed, and dated by a Kentucky registered Professional Engineer. The Department will review the design calculations and plans for general conformance with AASHTO, this Special Note, and the Contract Documents.

The shop drawings, design calculations, details and dimensions may not be completely checked by the Department. The Contractor shall be responsible for the accuracy of his design calculations and for compatibility with the contract plans. The Department's review will not relieve the Contractor of responsibility for the accuracy and completeness of the design calculations and plans.

Submit electronic files in PDF format for the sound barrier wall to the Engineer for approval. One set of files, with any corrections noted will be returned to the Contractor. When the files are approved, five copies shall be submitted.

Do not order materials or begin fabrication or construction before the Department's review of the shop drawings is completed. The Contractor may request permission from the Engineer to begin foundation construction at his own risk. Written permission from the engineer is required.

After acceptance by the Department, submit requests for changes to the Engineer. Obtain written acceptance from the Engineer before incorporating any of the requested changes into the work.

Allow thirty working days for the Department's review of each submission of the shop drawings and/or supporting calculations for all modifications to the structural design of the sound barrier wall. The thirty-day period begins when the submission is received by the Engineer. Additional time required by the Department to review re-submissions shall not be cause for extending the specified completion date. Provide additional re-submissions as requested at no additional cost to the Department and with no extension of the specified completion date.

III. MATERIALS APPROVAL

All materials shall be sampled and tested in accordance with the Department's Sampling Manual and the materials shall be available for sampling a sufficient time in advance of the use of the materials to allow for the necessary time for testing. Unless otherwise specified in these Notes, obtain acceptance of materials from the Engineer before use.

IV. CONSTRUCTION

Perform site preparation necessary to construct the sound barrier wall in accordance with the Standard Specifications, contract plans, Contractor's approved shop drawings, and notes in the proposal.

Construct sound barrier walls in accordance with the contract plans and the approved shop drawings. Construct vertical and horizontal joints so that the sound barrier wall is structurally sound and with no sound leaks. Construct the face of the completed sound barrier wall without deviation from the vertical of more than ½ inch in ten feet and with horizontal alignment conforming to the neat line shown on the contract plans.

Alternate drilled shaft foundation designs are permitted if solid rock is encountered above the solid rock line shown on the contract plans; however, contact the Engineer before revising the drilled shaft foundations. Revised calculations and Contractor's plans will be required. Obtain the Engineer's acceptance of revised drilled shaft foundation designs before constructing. Construct the tops of drilled shaft foundations a minimum of six inches below finish grade on both sides of the sound barrier wall. There will be no deduction in area to be measured for payment when drilled shaft foundations protrude into the sound barrier bottom pay limit.

Revising the drilled shaft foundation designs shall not be cause for an extension in contract time or change the contract price.

Transport, store, handle, and erect precast units in accordance with Section 605 of the Standard Specifications.

Protect all masonry materials from the weather from the time of manufacture until they are in the finished sound barrier walls.

After constructing the wall, clean all sound barrier wall surfaces. Clean from the top of the wall to six inches below finished grade on both sides. Use a cleaner selected by the Contractor and approved by the Engineer.

V. MEASUREMENT

SOUND BARRIER WALL

Any area of the sound barrier wall outside the approved vertical and horizontal plan limits as shown on the approved plans or changes approved or directed by the Engineer will not be measured for payment. Approved adjustments in the area will be measured in square feet and the final quantity will be increased or decreased as applicable.

The Department will not measure caps, copings, joint sealants, void fill material, weep holes, connectors, trim, surface finish, concrete stain, cleaning, sample panels, and incidental items that are a normal part of the sound barrier wall construction, but shall be incidental to Sound Barrier Wall.

DRILLED SHAFTS

See the Special Note for Drilled Shafts.

VI. PAYMENT

Payment at the contract unit price per square foot shall be full complete compensation for all labor, materials, equipment, and incidentals to design and construction of the sound barrier walls.

CODE	PAY ITEM	PAY UNIT
21590EN	Sound Barrier Wall	Square Feet



Kentucky Transportation Cabinet
Division of Highway Design
TRAFFIC MANAGEMENT PLAN

12/2010
Page 1 of 6

County: Fayette Item No.: 7-8909.30

Federal Project No.: NHPP 0754 067

Project Description:

REDUCE CONGESTION ON I-64/I-75 FROM PARIS PIKE TO THE SOUTHERN SPLIT (MP 111.000 – 112.900), SECTION 3 (2022CCR)

Roadway Classification: ☒ Urban ☐ Rural
☐ Local ☐ Collector ☐ Arterial ☒ Interstate

ADT (current) 101,500 AM Peak Current 4,500 PM Peak Current 5,400 % Trucks 17%

Project Designation: ☒ Significant ☐ Other: _____

Traffic Control Plan Design:

Taper and Diversion Design Speeds 55 mph

Minimum Lane Width 11' Minimum Shoulder Width 2'

Minimum Bridge Width 78'

Minimum Radius Match Existing Maximum Grade Match Existing

Minimum Taper Length See MOT Plans Minimum Intersection Level of Service _____

Existing Traffic Queue Lengths _____ Projected Traffic Queue Lengths _____

Comments:

Three (3) 11' lanes will be maintained in each direction. One lane may be closed during hours of "Low Traffic Volume".



Kentucky Transportation Cabinet
Division of Highway Design
TRAFFIC MANAGEMENT PLAN

12/2010
Page 2 of 6

Item No. 7-8909.30

Discussion:

1) Public Information Plan			
a) Prepare with assistance from <input type="checkbox"/> KYTC or <input checked="" type="checkbox"/> _____			
b) Identify Trip Generators	Referenced	f) Railroad Involvement	Referenced
c) Identify Types of Road Users	Referenced	g) Address Pedestrians, Bikes Mass Transit	N/A
d) Public Information Message	Referenced	h) Address Timing, Frequency, Updates, Effectiveness of Plan	Referenced
e) Public Information Strategies to be used	Referenced	i) Police & Other Emergency Services	Referenced

The primary goal of the Public Information Plan (PIP) is to inform the motoring public and area stakeholders of project information including Temporary Traffic Control Plan (TTCP). The Contractor will provide the KYTC District 7 Public Information Officer (PIO) information on construction activities and the PIO will coordinate and disseminate to stakeholders and the media appropriate information regarding construction plans.

Local Stakeholders

- Elected Officials
 - State Senator
 - State Representative
 - County Judge
 - City Manager
- Local Agencies
 - Public Schools
 - County Police
 - Police and Fire
 - County Fire/Emergency Services
- Utility Companies
 - Local utility companies are kept apprised of all ne projects by District 7 and are invited to all pre-construction meetings.

Trucking Firms and Out of State Stakeholders

Information will be distributed electronically to trucking firms via Director at the Department of Vehicle Registration (502-564-4540). Information will also be posted on the 511 website (www.511.ky.gov) and on the 511 telephone information system.



Kentucky Transportation Cabinet
Division of Highway Design
TRAFFIC MANAGEMENT PLAN

12/2010
Page 3 of 6

Presentation

A project description including anticipated schedule will be provided to the media, stakeholders, and other emergency service agencies via e-mail prior to construction. Information will be provided to these groups via traffic advisories, press releases, and the District 7 website.

Media Strategies

The following media will be contacted at the beginning of the construction project, at key construction transitions points during construction, and at the end of construction.

Points of Media Contact

- Newspapers
- Radio
- Television/Cable

Milestones of Contact Media

Media shall be contacted immediately prior to construction and updated throughout construction and at significant transitions of construction phases.

Public Information Message

Notifications of the closures and detours will be provided a minimum of two weeks advance notice. Further, variable message boards will be used throughout the community for notice.



Kentucky Transportation Cabinet
Division of Highway Design
TRAFFIC MANAGEMENT PLAN

12/2010
Page 4 of 6

Item No. 7-8909.30

2) Temporary Traffic Control Plan (For Each Phase of Construction) Phases I - 4	
Exposure Control Measures	Positive Protection Measures
a) Is Road Closure Allowed Type: Referenced	a) Address Drop Off Protection Criteria Referenced
b) Detour Conditions Referenced	b) Temporary Barrier Requirements Referenced
c) Working Hour Restrictions Referenced	c) Evaluation of Existing Guardrail Conditions Referenced
d) Holiday or Special Event Work Restrictions Referenced	d) Address Temporary Drainage Referenced
e) Evaluation of Intersection LOS Referenced	Uniformed Law Enforcement Officers Referenced
f) Evaluation of Queue Lengths Referenced	Payment for Traffic Control*
g) Evaluation of User Costs and Incentives/Disincentives Referenced	a) Method of Project Bidding Referenced
h) Address Pedestrians, Bikes, Mass Transit Referenced	b) Special Notes Referenced
Work Vehicles and Equipment Referenced	*Payment for traffic control items shall be in accordance with the Kentucky Department of Highways Standard Specifications for Road and Bridge Construction
Comments:	




Kentucky Transportation Cabinet
Division of Highway Design
TRAFFIC MANAGEMENT PLAN

12/2010
Page 5 of 6

Item No. 7-8909.30

APPROVAL:

/S/ 

Project Manager

2/1/24

Date



Project Delivery and Preservation Manager

2/5/24

Date



Engineering Support Manager

2/2/2024

Date

FHWA Representative

Date

Revisions to the TMP require review/approval by the signatories.

SPECIAL NOTE

For Tree Removal

**Fayette County
REDUCE CONGESTION ON I-64/I-75 FROM PARIS PIKE
TO THE SOUTHERN SPLIT (MP 111.000 – 112.900).
Item No. 07-8909.3**

**NO CLEARING OF TREES 5 INCHES OR GREATER (DIAMETER BREAST
HEIGHT) FROM JUNE 1 THROUGH JULY 31.**

**If there are any questions regarding this note, please contact Danny Peake, Director,
Division of Environmental Analysis, 200 Mero Street, Frankfort, KY 40601, Phone:
(502) 564-7250.**

SPECIAL PROVISION FOR WASTE AND BORROW SITES

Obtain U.S. Army Corps of Engineer's approval before utilizing a waste or borrow site that involves "Waters of the United States". The Corps of Engineers defines "Waters of the United States" as perennial or intermittent streams, ponds or wetlands. The Corps of Engineers also considers ephemeral streams, typically dry except during rainfall but having a defined drainage channel, to be jurisdictional waters. Direct questions concerning any potential impacts to "Waters of the United States" to the attention of the appropriate District Office for the Corps of Engineers for a determination prior to disturbance. Be responsible for any fees associated with obtaining approval for waste and borrow sites from the U.S. Army Corps of Engineer or other appropriate regulatory agencies.

1-296 Waste & Borrow Sites
01/02/2012

SPECIAL NOTE FOR CONCRETE SLURRY

If diamond grinding, grooving or any other process which produces slurry is required on roadways or bridges, the contractor shall ensure that all concrete slurry associated with these processes is collected, managed, and disposed of appropriately. The waste material shall be disposed of at a permitted disposal facility, in accordance with the Kentucky Standard Specifications for Road and Bridge Construction and the Environmental Performance Standards outlined in 401 KAR 47:030, or managed as a material for beneficial reuse. Any fines or remediation related to improper disposal shall be the sole responsibility of the contractor.

Disposal of concrete slurry will not be paid separately and shall be considered incidental to other bid items.

8/20/2019

SPECIAL NOTE FOR PIPELINE INSPECTION

1.0 DESCRIPTION. The Department will perform visual inspections on all pipe on the project. A video inspection will be required on projects having more than 250 linear feet of storm sewer and/or culvert pipe and on routes with an ADT of greater than 1,000 vehicles. Conduct video inspections on all pipe located under the roadway and 50 percent of the remaining pipe not under the roadway. Storm sewer runs and outfall pipes not under the roadway take precedence over rural entrance pipes. Contractors performing this item of work must be prequalified with the Department in the work type J51 (Video Pipe Inspection and Cleaning). Deflection testing shall be completed using a mandrel in accordance with the procedure outlined below or by physical measurement for pipes greater than 36 inches in diameter. Mandrel testing for deflection must be completed prior to the video inspection testing. Unless otherwise noted, Section references herein are to the Department's Standard Specifications for Road and Bridge Construction, current edition.

2.0 VIDEO INSPECTION. Ensure pipe is clear of water, debris or obstructions. Complete the video inspection and any necessary measurement prior to placing the final surface over any pipe. When paving will not be delayed, take measurements 30 days or more after the completion of earthwork to within 1 foot of the finished subgrade. Notify the Engineer a minimum of 24 hours in advance of inspection and notify the Engineer immediately if distresses or locations of improper installation are logged.

2.1 INSPECTION FOR DEFECTS AND DISTRESSES

A) Begin at the outlet end and proceed through to the inlet at a speed less than or equal to 30 ft/minute. Remove blockages that will prohibit a continuous operation.

B) Document locations of all observed defects and distresses including but not limited to: cracking, spalling, slabbing, exposed reinforcing steel, sags, joint offsets, joint separations, deflections, improper joints/connections, blockages, leaks, rips, tears, buckling, deviation from line and grade, damaged coatings/paved inverts, and other anomalies not consistent with a properly installed pipe.

C) During the video inspection provide a continuous 360 degree pan of every pipe joint.

D) Identify and measure all cracks greater than 0.1" and joint separations greater than 0.5".

E) Video Inspections are conducted from junction to junction which defines a pipe run. A junction is defined as a headwall, drop box inlet, curb box inlet, manhole, buried junction, or other structure that disturbs the continuity of the pipe. Multiple pipe inspections may be conducted from a single set up location, but each pipe run must be on a separate video file and all locations are to be referenced from nearest junction relative to that pipe run.

F) Record and submit all data on the TC 64-765 and TC 64-766 forms.

3.0 MANDREL TESTING. Mandrel testing will be used for deflection testing. For use on Corrugated Metal Pipe, High Density Polyethylene Pipe, and Polyvinyl Chloride Pipe, use a mandrel device with an odd number of legs (9 minimum) having a length not less than the outside diameter of the mandrel. The diameter of the mandrel at any point shall not be less than the diameter specified in Section 3.6. Mandrels can be a fixed size or a variable size.

3.1 Use a proving ring or other method recommended by the mandrel manufacturer to verify mandrel diameter prior to inspection. Provide verification documentation for each size mandrel to the Engineer.

3.2 All deflection measurements are to be based off of the AASHTO Nominal Diameters. Refer to the chart in section 3.6.

3.3 Begin by using a mandrel set to the 5.0% deflection limit. Place the mandrel in the inlet end of the pipe and pull through to the outlet end. If resistance is met prior to completing the entire run, record the maximum distance achieved from the inlet side, then remove the mandrel and continue the inspection from the outlet end of the pipe toward the inlet end. Record the maximum distance achieved from the outlet side.

3.4 If no resistance is met at 5.0% then the inspection is complete. If resistance occurred at 5.0% then repeat 3.1 and 3.2 with the mandrel set to the 10.0% deflection limit. If the deflection of entire pipe run cannot be verified with the mandrel then immediately notify the Engineer.

3.5 Care must be taken when using a mandrel in all pipe material types and lining/coating scenarios. Pipe damaged during the mandrel inspection will be video inspected to determine the extent of the damage. If the damaged pipe was video inspected prior to mandrel inspection then a new video inspection is warranted and supersedes the first video inspection. Immediately notify the Engineer of any damages incurred during the mandrel inspection and submit a revised video inspection report.

3.6 AASHTO Nominal Diameters and Maximum Deflection Limits.

Base Pipe Diameter (inches)	AASHTO Nominal Diameter (inches)	Max. Deflection Limit	
		5.0%	10.0%
15	14.76	14.02	13.28
18	17.72	16.83	15.95
24	23.62	22.44	21.26
30	29.53	28.05	26.58
36	35.43	33.66	31.89
42	41.34	39.27	37.21
48	47.24	44.88	42.52
54	53.15	50.49	47.84
60	59.06	56.11	53.15

4.0 PHYSICAL MEASUREMENT OF PIPE DEFLECTION. Alternate method for deflection testing when there is available access or the pipe is greater than 36 inches in diameter, as per 4.1. Use a contact or non-contact distance instrument. A leveling device is recommended for establishing or verifying vertical and horizontal control.

4.1 Physical measurements may be taken after installation and compared to the AASHTO Nominal Diameter of the pipe as per Section 3.6. When this method is used, determine the smallest interior diameter of the pipe as measured through the center point of the pipe (D2). All measurements are to be taken from the inside crest of the corrugation. Take the D2 measurements at the most deflected portion of the pipe run in question and at intervals no greater than ten (10) feet through the run. Calculate the deflection as follows:

$$\% \text{ Deflection} = [(AASHTO \text{ Nominal Diameter} - D2) / AASHTO \text{ Nominal Diameter}] \times 100\%$$

Note: The Engineer may require that preset monitoring points be established in the culvert prior to backfilling. For these points the pre-installation measured diameter (D1) is measured and recorded. Deflection may then be calculated from the following formula:

$$\% \text{ Deflection} = [(D1 - D2) / D1] (100\%)$$

4.2 Record and submit all data.

5.0 DEDUCTION SCHEDULE. All pipe deductions shall be handled in accordance with the tables shown below.

FLEXIBLE PIPE DEFLECTION	
Amount of Deflection (%)	Payment
0.0 to 5.0	100% of the Unit Bid Price
5.1 to 9.9	50% of the Unit Bid Price ⁽¹⁾
10 or greater	Remove and Replace ⁽²⁾

⁽¹⁾ Provide Structural Analysis for HDPE and metal pipe. Based on the structural analysis, pipe may be allowed to remain in place at the reduced unit price. ⁽²⁾ The Department may allow the pipe to remain in place with no pay to the Contractor in instances where it is in the best interest to the public and where the structural analysis demonstrates that the pipe should function adequately.

RIGID PIPE REMEDIATION TABLE PIPE	
Crack Width (inches)	Payment
≤ 0.1	100% of the Unit Bid Price
Greater than 0.1	Remediate or Replace ⁽¹⁾

(1) Provide the Department in writing a method for repairing the observed cracking. Do not begin work until the method has been approved.

6.0 PAYMENT. The Department will measure the quantity in linear feet of pipe to inspect. The Department will make payment for the completed and accepted quantities under the following:

<u>Code</u>	<u>Pay Item</u>	<u>Pay Unit</u>
24814EC	Pipeline Inspection	Linear Foot
10065NS	Pipe Deflection Deduction	Dollars

Rev 8/2021

Special Note for Portable Queue Warning Alert System

1.0 Description

This item shall consist of furnishing, installing, relocating, operating, servicing, and removing various components of a portable, quickly deployable, real-time automated ITS queue warning alert system (PQWAS), in accordance with the standard specifications and this special provision. The Contractor shall also provide the maintenance of the complete system for the duration of the project or as directed by the Project Engineer. The Department is willing to look at different technologies (i.e. allow the use of crowd sourcing data to be used in lieu of the portable radar sensors). Any changes to the below requirements must be submitted and approved by the Engineer.

2.0 Materials

Materials shall be in accordance as follows:

All materials used shall meet the manufacturer's specifications and recommendations.

All PQWAS materials installed on the project shall be provided by the Contractor in excellent quality condition, shall be corrosion resistant and in strict accordance with all of the details shown within Contractor's Plans approved by KYTC. The Contractor shall maintain an adequate inventory of parts and replacement units to support maintenance and repair of the PQWAS. Pre-deployment is a condition of the system's acceptance and is based on the successful performance demonstration for a (5) day continuous period in accordance to this specification and as set forth in the plans. Ensure compliance to all FCC and Department specifications.

The Contractor shall maintain this system and shall be locally available to service and maintain system components, move portable devices as necessary and respond to emergency situations. The Contractor has oversight responsibility for directing placement of devices in the project area. The Contractor is to be accessible seven (7) days a week and twenty-four (24) hours a day while the system is deployed. The Contractor shall provide contact information for the system's coordinator and others responsible for maintenance of the system prior to installation of the system. Furnish a System Coordinator for monitoring the PQWAS throughout all periods of deployment.

A. General Capabilities and Performance Requirements

1. Overall PQWAS capabilities and performance requirements include the following:
 - a. Furnish a system capable of providing advance traffic information to motorists when there is a queueing of traffic due to congestion resulting from lane reductions, emergency events or other conditions. The condition-responsive notification to the motorist occurs with the use of Portable Changeable Message Signs (PCMS) in accordance to the below capabilities and performance requirements, activated through real-time traffic data collected downstream of the PCMS locations. This equipment must

be a packaged system, pre-programmed and operates as a stand-alone PQWAS meeting this specification. Conditions might exist that require relocation of the portable sensors at any given time, the sensors shall be portable and shall not require re-calibration in the field for fast deployments. Due to the potential need to replace damaged sensors or to change the position of one or more sensors at any given time, sensors must be interchangeable and relocatable by an unskilled laborer. The system must continue to function if as many as half the sensors fail to function.

- b. Provide a PQWAS that consists of the following field equipment: portable radar sensors and portable changeable message signs (PCMS). Provide a system capable of withstanding inclement weather conditions while continuing to provide adequate battery power. The portable radar sensor battery, in a stand-alone state and without a solar panel for recharging, shall be capable of keeping power and capable of sending data for (10) consecutive days or longer. The system shall notify drivers of real-time queue events via specifically placed PCMS units up stream of the work zone. All predetermined/preprogrammed messages are to be approved by KYTC. The number and location of portable radar sensors and PCMS units shall be as directed by the Project Engineer. The decision to deploy or relocate field equipment is made by the Project Engineer and instrumented through the System Coordinator. The decision for equipment removal is made by the Project Engineer after work is complete. The sensors and PCMS units shall be identifiable via global positioning system (GPS) and shall contain an accelerometer to detect and alert of unauthorized movement.
- c. The portable radar sensor shall be capable of collecting traffic speed data. The processed data is used to remotely control PCMS units to display user definable, Engineer approved and locally stored messages. The message trigger state thresholds for slow and stopped speeds shall be user configurable and revisable in less than {1} hour from the Project Engineer's request. Weekly Traffic Data Reports shall be presented to the Project Engineer and shall include speed data per sensor location, travel times, and queue lengths in graphical and numerical formats. In the event the Project Engineer requires a report, other than a weekly report, for any reason; then the Contractor shall provide report within (48) hours of request. Unlimited data reports shall be included within price of system. Sensors shall require no calibration adjustments in the field. Sensor should begin transmitting data within (30) seconds of being turned on. Satellite (SAT) communications will be required when cellular service does not provide continuous communications. Contractor shall identify the most trustworthy cellular provider within the project area.
- d. Data shall be accessible through a website and the Contractor shall provide a username and password for protection. The website shall be accessible seven (7) days a week and twenty - four (24) hours a day. The website shall provide historical & real-time data in graphical and numerical formats and shall have the capability of being integrated within the Department's Traffic Management Center (if requested). The website should be compatible to most hand held devices. Data shall be saved on the manufacturer's network for up to (5) years from the deployment date of system and shall be provided at the request

of the Department at any time within the (5) year window. The use of the website shall be included within the price of system.

- e. Warning Alerts: queue events, low battery voltage warnings, sensor movement alerts, high and low speed alerts shall be provided via cellular text messaging and/or via email messaging at the request of select Contractor personnel and KYTC officials.
- f. The PQWAS system shall have the capabilities to provide alternate route messaging on specifically placed portable changeable message units and/or fixed Variable Message Systems (VMS). The intent of this service is to provide alternate route messaging to motorists before entering the project limits from all directions and giving them appropriate time to adjust their routes. Alternative routes shall be predefined and approved by KYTC. Additional PCMS units may be required for alternate route messaging and will be as per Section 5.0 of this note. KYTC's Traffic Management Center will provide detour messages via fixed VMS units during the term of the project.

B. Portable Radar Sensor Capabilities and Performance Requirements

The PQWAS shall include portable radar sensors (PRD) to monitor and detect queue events.

1. The Radar Sensor shall be FHWA accepted to meet NCHRP 350 test requirements
2. The Radar Sensor shall be locatable at all times via an internal Global Positioning System (GPS) and shall be capable of Cellular or SAT Communications.
3. The Radar Sensor shall have a dry-cell battery capable of powering the system for (10) consecutive days or longer
4. The Radar sensor shall be K-Band technology and have a line of sight up to 200 linear feet without obstruction
5. The Radar sensor shall have the ability to be charged in the field through adaptable solar recharging technology in the case the sensor is utilized for more than 10 consecutive days

C. PCMS Capabilities and Performance Requirements

The PQWAS shall include portable changeable message signs (PCMS) designated to relay automated messaging of queue events, alternate route messages, and caution for the work area defined by the project limits. PCMS placements shall meet the requirements set forth by the Cabinet in each direction of the National Highway System (NHS).

1. The PCMS unit shall be a Full Matrix 24 rows x 50 columns and shall be capable of 1 line, 2 line or 3 line messages
2. The PCMS unit shall be legible from a distance over twelve hundred feet (1200')
3. The height and size of characters shall be 18" to 58"
4. The PCMS shall be capable of storing up to 199 pre-programmed messages and up to 199 user-defined messages
5. The PCMS shall have a weather tight control cabinet with back lit LCD handheld controller.
6. The PCMS shall utilize a hydraulic lift to raise the unit to display height
7. The PCMS unit shall include solar recharging ports to allow for recharging of the portable radar sensors when they are not deployed.
8. The PCMS shall be NTCIP compliant and shall have an active Modem with active cellular service.

9. The user shall have the ability to communicate and override the PCMS remotely in the event of an emergency, Amber Alert, etc.
10. The PCMS unit shall have a docking station to include safety rails that allow a commercial safety strap to tie down the portable radar sensors while in transport. The docking station shall hold-up to (4) sensors safely and securely at all times

3.0 Construction Requirements

All communication costs include cellular telephone services, FCC licensing, wireless data networks, satellite and internet subscription charges, and battery charging and maintenance. Additional to these requirements, the Contractor shall assume all responsibility for any and all damaged equipment due to crashes, vandalism, and adverse weather that may occur during the contract period.

The PQWAS shall operate continuously (24 hours/ 7 Days) when deployed on the project. The system is in a constant "data collection" mode when deployed. The Contractor shall provide technical support for the PQWAS for all periods of operation.

In the event communication is lost with any component of the PQWAS, provide a means and staff to manually program a PCMS message. If communication is lost for more the 10 consecutive minutes, the system shall revert to a fail-safe ROADWORK/# MILES/AHEAD message displayed on the PCMS units until communication is restored.

System Operator, local control function and remote management operation must be password protected.

The PQWAS shall be capable of acquiring traffic information and selecting messages automatically without operator intervention after system utilization. The lag time between changes in threshold ranges and the posting of the appropriate PCMS message(s) shall be no greater than (60) seconds. The system operation and accuracy must not be appreciably degraded by inclement weather or degraded visibility conditions including precipitation, fog, darkness, excessive dust, and road debris.

The system shall be capable of storing ad-hoc messages created by the System Coordinator and logging this action when overriding any default or automatic advisory message.

The PQWAS communication system shall incorporate an error detection/correction mechanism to insure the integrity of all traffic conditions data and motorists information messages. Any required configuration of the PQWAS communication system shall be performed automatically during system initialization.

The system's acceptance is based on the successful performance demonstration of PQWAS for a (5) day continuous period in accordance to this specification and as set forth in the plans. Ensure compliance to all FCC and Department specifications.

4.0 Equipment Maintenance.

Maintain system components in good working condition at all times. Repair or replace damaged or malfunctioning components, at no cost to the Department, as soon as possible and within (12) hours of notification by the Engineer. Periodically clean PCMS units if necessary.

5.0 Measurement. The Department will measure each item below in Months. For partial months the Department will pay in 0.25 increments based on the number of calendar days in the below table.

Partial Month Payment Schedule	
Days	Increment
0-7 days	0.25
8-14 days	0.50
15-21 days	0.75
22-31 days	1.00

5.1 Portable Queue Warning Alert System includes cellular (SAT communications will be required if cellular is not available), all supporting field equipment, website, and unlimited data reports accessible by the Engineer. It will be measured by the number of months authorized by the Engineer for use on the project.

5.2 Queue Warning PCMS will be measured by each individual unit multiplied by the number of months authorized by the Engineer for use on the project.

5.3 Queue Warning Portable Radar Sensors will be measured by each individual unit multiplied by the number of months authorized by the Engineer for use on the project. Queue Warning Portable Radar Sensors will not be measured for payment if the Contractor utilizes a system operating on crowd sourcing data. Crowd sourcing data systems will only be allowed as approved by the engineer and will be considered incidental to Portable Queue Warning Alert System.

6.0 Payment.

<u>Code</u>	<u>Pay Item</u>	<u>Pay Unit</u>
26136EC	Portable Queue Warning Alert System	Month
26137EC	Queue Warning PCMS	Month
26138EC	Queue Warning Portable Radar Sensors	Month

SPECIAL NOTE FOR DOLOMITIC POLISH-RESISTANT AGGREGATE IN CLASS A 0.38-IN. AND 0.50-IN. NOMINAL ASPHALT MIXTURES

Contrary to Subsection 403.03.03, when utilizing a dolomitic polish-resistant aggregate as the coarse portion of the Class A 0.38-in. or 0.50-in.-nominal asphalt surface mixture, provide an asphalt mixture conforming to the following requirements:

- 70 percent of total combined aggregate is Class A polish-resistant aggregate.
- Any coarse aggregate utilized in the mixture shall be classified as Class A polish-resistant.
- Non-dolomitic substitutes from other Class A sources may be used as direct substitutes
- All mixes must have DFT testing/results submitted to Division of Materials with any supporting documentation prior to completion of the project.

Dynamic Friction Testing Procedure. Prepare samples for DFT analysis in accordance with PP 104. Friction testing shall be conducted by an AASHTO-accredited facility and data shall be provided in accordance with ASTM E1911 conforming to the following three-wheel polishing schedule. Variations to the testing frequency or methodology shall be coordinated with Division of Materials prior to testing.

<i>Polishing Cycles</i>
5,000
25,000
75,000
150,000



KENTUCKY TRANSPORTATION CABINET

Department of Highways



DIVISION OF RIGHT OF WAY & UTILITIES

TC 62-226

Rev. 01/2016

Page 1 of 1

RIGHT OF WAY CERTIFICATION

<input checked="" type="checkbox"/>	Original	<input type="checkbox"/>	Re-Certification	RIGHT OF WAY CERTIFICATION	
ITEM #		COUNTY		PROJECT # (STATE)	PROJECT # (FEDERAL)
7-8909.30		Fayette		12F0 FD52 034 9394301R	NHPP 0754 (067)
PROJECT DESCRIPTION					
I-64/I-75 from Paris Pike to the Southern Split					
<input type="checkbox"/>	No Additional Right of Way Required				
Construction will be within the limits of the existing right of way. The right of way was acquired in accordance to FHWA regulations under the Uniform Relocation Assistance and Real Property Acquisitions Policy Act of 1970, as amended. No additional right of way or relocation assistance were required for this project.					
<input checked="" type="checkbox"/>	Condition # 1 (Additional Right of Way Required and Cleared)				
All necessary right of way, including control of access rights when applicable, have been acquired including legal and physical possession. Trial or appeal of cases may be pending in court but legal possession has been obtained. There may be some improvements remaining on the right-of-way, but all occupants have vacated the lands and improvements, and KYTC has physical possession and the rights to remove, salvage, or demolish all improvements and enter on all land. Just Compensation has been paid or deposited with the court. All relocations have been relocated to decent, safe, and sanitary housing or that KYTC has made available to displaced persons adequate replacement housing in accordance with the provisions of the current FHWA directive.					
<input type="checkbox"/>	Condition # 2 (Additional Right of Way Required with Exception)				
The right of way has not been fully acquired, the right to occupy and to use all rights-of-way required for the proper execution of the project has been acquired. Some parcels may be pending in court and on other parcels full legal possession has not been obtained, but right of entry has been obtained, the occupants of all lands and improvements have vacated, and KYTC has physical possession and right to remove, salvage, or demolish all improvements. Just Compensation has been paid or deposited with the court for most parcels. Just Compensation for all pending parcels will be paid or deposited with the court prior to AWARD of construction contract					
<input type="checkbox"/>	Condition # 3 (Additional Right of Way Required with Exception)				
The acquisition or right of occupancy and use of a few remaining parcels are not complete and/or some parcels still have occupants. All remaining occupants have had replacement housing made available to them in accordance with 49 CFR 24.204. KYTC is hereby requesting authorization to advertise this project for bids and to proceed with bid letting even though the necessary right of way will not be fully acquired, and/or some occupants will not be relocated, and/or the just compensation will not be paid or deposited with the court for some parcels until after bid letting. KYTC will fully meet all the requirements outlined in 23 CFR 635.309(c)(3) and 49 CFR 24.102(j) and will expedite completion of all acquisitions, relocations, and full payments after bid letting and prior to AWARD of the construction contract or force account construction.					
Total Number of Parcels on Project		1	EXCEPTION (S) Parcel #	ANTICIPATED DATE OF POSSESSION WITH EXPLANATION	
Number of Parcels That Have Been Acquired					
Signed Deed		1			
Condemnation		0			
Signed ROE		0			
Notes/ Comments (Text is limited. Use additional sheet if necessary.)					
LPA RW Project Manager			Right of Way Supervisor		
Printed Name			Printed Name	Digitally signed by Cecil D. Smith	
Signature			Signature	 Date: 2024.02.16 10:19:52	
Date			Date	-05'00'	
Right of Way Director			FHWA		
Printed Name			Printed Name	No Signature Required	
Signature	 Digitally signed by DM Loy Date: 2024.02.16 10:37:18 -05'00'		Signature	as per FHWA-KYTC	
Date			Date	Current Stewardship Agreement	

UTILITIES AND RAIL CERTIFICATION NOTE

Fayette County
ONHPP0754067
FD52 034 9394301U
Mile point: 111.000 TO 112.900
REDUCE CONGESTION ON I-64/I-75 FROM PARIS PIKE TO THE SOUTHERN SPLIT (MP 111.000 – 112.900). SECTION 3 (2022CCR)
ITEM NUMBER: 07-8909.30

PROJECT NOTES ON UTILITIES

The contractor should be aware that there is UTILITY WORK INCLUDED IN THIS ROAD CONSTRUCTION CONTRACT. The Contractor shall review the GENERAL UTILITY NOTES AND INSTRUCTIONS which may include KYTC Utility Bid Item Descriptions, utility owner supplied specifications, plans, list of utility owner preapproved subcontractors, and other instructions. Utility contractors may be added via addendum if KYTC is instructed to do so by the utility owner. Potential contractors must seek prequalification from the utility owner. Any revisions must be sent from the utility owner to KYTC a minimum of one week prior to bid opening.

For all projects under 2000 Linear feet which require a normal excavation locate request pursuant to KRS 367.4901-4917, the awarded contractor shall field mark the proposed excavation or construction boundaries of the project (also called white lining) using the procedure set forth in KRS 367.4909(9)(k). For all projects over 2,000 linear feet, which are defined as a "Large Project" in KRS 367.4903(18), the awarded contractor shall initially mark the first 2,000 linear feet minimally of proposed excavation or construction boundaries of the project to be worked using the procedure set forth in KRS 367.4909(9)(k). This temporary field locating of the project excavation boundary shall take place prior to submitting an excavation location request to the underground utility protection Kentucky Contact Center. For large projects, the awarded contractor shall work with the impacted utilities to determine when additional white lining of the remainder of the project site will take place. This provision shall not alter or relieve the awarded contractor from complying with requirements of KRS 367.4905 to 367.4917 in their entirety.

Please Note: The information presented in this Utility Note is informational in nature and the information contained herein is not guaranteed.

The contractor will be responsible for contacting all utility facility owners on the subject project to coordinate his activities. The contractor will coordinate his activities to minimize and, where possible, avoid conflicts with utility facilities. Due to the nature of the work proposed, it is unlikely to conflict with the existing utilities beyond minor facility adjustments. Where conflicts with utility facilities are unavoidable, the contractor will coordinate any necessary relocation work with the facility owner and Resident Engineer. The Kentucky Transportation Cabinet maintains the right to remove or alter portions of this contract if a utility conflict occurs. The utility facilities as noted in the previous section(s) have

UTILITIES AND RAIL CERTIFICATION NOTE

**Fayette County
ONHPP0754067
FD52 034 9394301U
Mile point: 111.000 TO 112.900
REDUCE CONGESTION ON I-64/I-75 FROM PARIS PIKE TO THE SOUTHERN SPLIT (MP 111.000 –
112.900). SECTION 3 (2022CCR)
ITEM NUMBER: 07-8909.30**

been determined using data garnered by varied means and with varying degrees of accuracy: from the facility owners, a result of S.U.E., field inspections, and/or reviews of record drawings. The facilities defined may not be inclusive of all utilities in the project scope and are not Level A quality, unless specified as such. It is the contractor's responsibility to verify all utilities and their respective locations before excavating.

The contractor shall make every effort to protect underground facilities from damage as prescribed in the Underground Facility Damage Protection Act of 1994, Kentucky Revised Statute KRS 367.4901 to 367.4917. It is the contractor's responsibility to determine and take steps necessary to be in compliance with federal and state damage prevention directives. The contractor is instructed to contact KY 811 for the location of existing underground utilities. Contact shall be made a minimum of two (2) and no more than ten (10) business days prior to excavation. The contractor shall submit Excavation Locate Requests to the Kentucky Contact Center (KY 811) via web ticket entry. The submission of this request does not relieve the contractor from the responsibility of contacting non-member facility owners, whom are to be contacted through their individual Protection Notification Center. It may be necessary for the contractor to contact the County Court Clerk to determine what utility companies have facilities in the area. Non-compliance with these directives can result in the enforcement of penalties.

NOTE: DO NOT DISTURB THE FOLLOWING FACILITIES LOCATED WITHIN THE PROJECT DISTURB LIMITS

Kentucky-American Water Company – Water

Columbia Gas of Kentucky – gas

Windstream Holdings II, LLC - Communication

Metronet - Communication

Lexington Fayette Urban County Government - Sewer

UTILITIES AND RAIL CERTIFICATION NOTE

Fayette County
ONHPP0754067
FD52 034 9394301U
Mile point: 111.000 TO 112.900
REDUCE CONGESTION ON I-64/I-75 FROM PARIS PIKE TO THE SOUTHERN SPLIT (MP 111.000 – 112.900). SECTION 3 (2022CCR)
ITEM NUMBER: 07-8909.30

Kentucky Utilities - Electric Distribution

Kentucky Utilities - Electric Transmission

Charter DBA Spectrum - CATV

The Contractor is fully responsible for protection of all utilities listed above

THE FOLLOWING FACILITY OWNERS ARE RELOCATING/ADJUSTING THEIR FACILITIES WITHIN THE PROJECT LIMITS AND WILL BE COMPLETE PRIOR TO CONSTRUCTION

Not Applicable

THE FOLLOWING FACILITY OWNERS HAVE FACILITIES TO BE RELOCATED/ADJUSTED BY THE OWNER OR THEIR SUBCONTRACTOR AND IS TO BE COORDINATED WITH THE ROAD CONTRACT

Windstream Holdings II, LLC – Communication has a 600 pair copper communication cable that runs parallel with Old Paris Road underneath I-75/I-64. Windstream plans on burying approximately 300 feet of the currently aerial cable along Old Paris Road. We have received the plans and a request for a no-charge agreement. Windstream anticipates a completion date of April 1, 2024.

Metronet – Communication has a fiber optic communication cable that runs parallel with Old Paris Road underneath I-75/I-64. Metronet plans on relocating approximately 400 feet of the currently aerial cable along Old Paris Road. We are waiting on the plans and a request for a no-charge agreement. Metronet anticipates a completion date of April 1, 2024.

Lexington Fayette Urban County Government – Sewer has a sanitary sewer pipe that runs parallel with Old Paris Road underneath I-75/I-64. SUE vacuum excavation has been completed and we are waiting on the report to confirm LFUCG's exact location and if they will be in the way of any construction.

UTILITIES AND RAIL CERTIFICATION NOTE

Fayette County
ONHPP0754067
FD52 034 9394301U
Mile point: 111.000 TO 112.900
REDUCE CONGESTION ON I-64/I-75 FROM PARIS PIKE TO THE SOUTHERN SPLIT (MP 111.000 – 112.900). SECTION 3 (2022CCR)
ITEM NUMBER: 07-8909.30

Kentucky Utilities - Electric distribution has facilities along Old Paris Road that are underbuilt on KU transmission poles and cross over I-75/I-64 which will require KU transmission to be relocated and moved before they can relocate to the new KU Transmission poles. KU distribution also has cables crossing I75/I64 that will need raised for the proposed sound wall. KU Distribution anticipates a completion date of May 1, 2025.

Kentucky Utilities - Electric transmission has facilities that run along Old Paris Road and cross I-75/I-64. KU transmission plans to remove at two wooden H-structures, one steel pole and two wooden poles. KU transmission plans to install three steel poles and two steel dead end H-structures. We have received KU transmission’s plans and estimate are writing the agreement now. KU Transmission anticipates a completion date of April 1, 2025.

Charter DBA Spectrum - CATV has coaxial and fiber optic communication cables that run parallel with Old Paris Road underneath I-75/I-64 attached to KU transmission poles. Spectrum plans on burying approximately 300 feet of the currently aerial cables along Old Paris Road. We have not received the plans or estimate yet. Spectrum anticipates a completion date of May 1, 2025

THE FOLLOWING FACILITY OWNERS HAVE FACILITIES TO BE RELOCATED/ADJUSTED BY THE ROAD CONTRACTOR AS INCLUDED IN THIS CONTRACT

Not Applicable

RAIL COMPANIES HAVE FACILITIES IN CONJUNCTION WITH THIS PROJECT AS NOTED

☐ No Rail Involvement ☒ Rail Involved ☐ Rail Adjacent

UTILITIES AND RAIL CERTIFICATION NOTE

Fayette County
ONHPP0754067
FD52 034 9394301U
Mile point: 111.000 TO 112.900
REDUCE CONGESTION ON I-64/I-75 FROM PARIS PIKE TO THE SOUTHERN SPLIT (MP 111.000 –
112.900). SECTION 3 (2022CCR)
ITEM NUMBER: 07-8909.30

UTILITIES AND RAIL CERTIFICATION NOTE

<p>Fayette County ONHPP0754067 FD52 034 9394301U Mile point: 111.000 TO 112.900 REDUCE CONGESTION ON I-64/I-75 FROM PARIS PIKE TO THE SOUTHERN SPLIT (MP 111.000 – 112.900). SECTION 3 (2022CCR) ITEM NUMBER: 07-8909.30</p>
--

AREA FACILITY OWNER CONTACT LIST

Facility Owner	Address	Contact Name	Phone	Email
Charter DBA Spectrum - CATV	1575 Winchester Road Lexington KY 40505	John Oram	8595193434	john.oram@charter.com
Kentucky Utilities - Electric	820 W. Broadway Louisville KY 40202	Caroline Justice	5026273708	Caroline.Justice@lge-ku.com
Kentucky Utilities - Electric Trans	820 West Broadway Louisville KY 40202	Caroline Justice	5026273708	caroline.justice@lge-ku.com
Kentucky-American Water Company - Water	2300 Richmond Road Lexington KY 40502	Krista Citron	8593826946	krista.citron@amwater.com
Lexington Fayette Urban County Government - Sewer	301 Lisle Industrial Avenue Lexington KY 40511	Doug Burton	8592583472	wdburton@lexingtonky.gov
Metronet - Communication	904 N Broadway Lexington KY 40507	Doug Haney	6063361853	doug.haney@metronet.com
RJ Corman Railroad Company/Central Kentucky Lines - Railroad	101 R. J. Corman Drive Nicholasville KY 40340	Deborah Hawley	8598812499	djhawley@rjcorman.com

UTILITIES AND RAIL CERTIFICATION NOTE

Fayette County ONHPP0754067 FD52 034 9394301U Mile point: 111.000 TO 112.900 REDUCE CONGESTION ON I-64/I-75 FROM PARIS PIKE TO THE SOUTHERN SPLIT (MP 111.000 – 112.900). SECTION 3 (2022CCR) ITEM NUMBER: 07-8909.30
--

Windstream Holdings II, LLC - Communication	130 West New Circle Road Lexington KY 40505	Steve Johnson	8593576209	Steve.Johnson@windstream.com
Columbia Gas of Kentucky	2001 Mercer Road Lexington, Kentucky 40512	David Lemons	8592880249	dnlemons@nisource.com

N O T I C E

**DEPARTMENT OF THE ARMY
CORPS OF ENGINEERS 404
NATIONWIDE 14 PERMIT AUTHORIZATION
KENTUCKY DIVISION OF WATER 401 WQC**

4-11-2023

PROJECT: Fayette County, Item No. 7-8909.3
I 75/64 – Reduce Congestion from Paris Pike to Southern Split

The Section 404 & 401 activities for this project have been previously permitted under the authority of the Department of the Army Nationwide Permit No. 14 “Linear Transportation Projects” & Division of Water General Water Quality Certification. In order for these authorizations to be valid, the attached conditions must be followed. The contractor shall post a copy of this Nationwide Permit & General WQC in a conspicuous location at the project site for the duration of construction and comply with the general conditions as required.

Station 542+49

Extend a 24” culvert on an U.T. of North Elkhorn Creek. The **intermittent** stream will have impacts below the normal high water mark. The estimated area of impact is **50 linear feet** and **0.006** acres.

This project involves work near and/or within Jurisdictional Waters of the United States as defined by the United States Army Corps of Engineers and therefore requires a Nationwide 14 General 404 Permit. The Division of Water certified this General Permit with several conditions (See attached). One that should be brought to your attention is regarding the use of heavy equipment in the stream channel. If there is need to cross the stream channel with heavy equipment or conduct work from within the stream channel a working platform or temporary crossing is authorized. This should be constructed with clean rock and sufficient pipe to allow stream flow to continue unimpeded (see attached typical drawing).

In order for this authorization to be valid, the attached conditions must be followed. The contractor shall post a copy of this Nationwide Approval in a conspicuous location at the project site for the duration of construction and comply with the general conditions as required.

To more readily expedite construction, the contractor may elect to alter the design or perform the work in a manner different from what was originally proposed and specified. Prior to

commencing such alternative work, the contractor shall obtain **written** permission from the Division of Construction and the Division of Environmental Analysis. If such changes necessitate further permitting then the contractor will be responsible for applying to the Army Corps of Engineers and the Kentucky Division of Water (KDOW). A copy of any request to the Corps of Engineers or the KDOW to alter this proposal and subsequent responses shall be forwarded to the Division of Environmental Analysis, DA Permit Coordinator, for office records and for informational purposes.



ANDY BESHEAR
GOVERNOR

REBECCA W. GOODMAN
SECRETARY

**ENERGY AND ENVIRONMENT CABINET
DEPARTMENT FOR ENVIRONMENTAL PROTECTION**

ANTHONY R. HATTON
COMMISSIONER

300 SOWER BOULEVARD
FRANKFORT, KENTUCKY 40601

**General Certification--Nationwide Permit # 14
Linear Transportation Projects**

This General Certification is issued **December 18, 2020**, in conformity with the requirements of Section 401 of the Clean Water Act of 1977, as amended (33 U.S.C. §1341), as well as Kentucky Statute KRS 224.16-050.

For this General Certification and all General Certifications of Nationwide Permits (NWP), the term 'surface water' is defined pursuant to 401 KAR Chapter 10, Section 1(72): Surface Waters means those waters having well-defined banks and beds, either constantly or intermittently flowing; lakes and impounded waters; marshes and wetlands; and any subterranean waters flowing in well-defined channels and having a demonstrable hydrologic connection with the surface. Lagoons used for waste treatment and effluent ditches that are situated on property owned, leased, or under valid easement by a permitted discharger are not considered to be surface waters of the Commonwealth.

As required by 40 CFR Part 121 – State Certification of Activities Requiring a Federal License or Permit, all conditions include a statement explaining why the condition is necessary to assure that any discharge authorized under the general permit will comply with water quality requirements and a citation to federal, state, or tribal law that authorizes the condition. The statements and citations are included with each condition. The statements are written entirely at the end of the certification under the section *Statements of Necessity*.

Agricultural operations, as defined by KRS 224.71-100(1) conducting activities pursuant to KRS 224.71-100 (3), (4), (5), (6), or 10 are deemed to have certification if they are implementing an Agriculture Water Quality Plan pursuant to KRS 224.71-145.

For all other operations, the Commonwealth of Kentucky hereby certifies under Section 401 of the Clean Water Act (CWA) that it has reasonable assurances that applicable water quality standards under Kentucky Administrative Regulations Title 401, Chapter 10, established pursuant to Sections 301, 302, 303, 306 and 307 of the CWA, will not be violated for the activity covered under NATIONWIDE PERMIT 14, namely Linear Transportation Projects, provided that the conditions in this certification are met. Activities that do not meet the conditions of this General Certification require an Individual Section 401 Water Quality Certification.

General Certification--Nationwide Permit # 14
Linear Transportation Projects
Page 2

1. Activities occurring within surface waters assessed by the Kentucky Division of Water as designated Outstanding State Resource Waters, National Resource Waters, Cold Water Aquatic Habitat, Exceptional Waters, or identified as candidate Outstanding State Resource Waters or candidate Exceptional Waters are not authorized under this General Certification and require an Individual Certification. [Statement A and citations KRS 224.70-110, 401 KAR 10:030, Section 1(1), Section 1(2), & Section 1(3); and 401 KAR 10:031, Section 4(2) & Section 8]
2. Activities impacting surface waters assessed by the Kentucky Division of Water as impaired for warm water or cold water aquatic habitat where the parameter or source is related to habitat* are not authorized under this General Certification and require an Individual Certification. [Statement B and citations KRS 224.70-110 and 401 KAR 10:031, Section 2 & Section 4]

*These include waters impaired by the parameter 'habitat assessment', 'combined biota/habitat bioassessment' or any parameter from the parameter group 'habitat alterations, and/or waters where the parameter identified as a cause of impairment has a source from the source group 'habitat impacts'.
3. Activities impacting surface waters assessed by the Kentucky Division of Water as full support for warm water or cold water aquatic habitat are not authorized under this General Certification and require an Individual Certification. [Statements A and B and citations KRS 224.70-110 and 401 KAR 10:031, Section 2 & Section 4]
4. The activity will not occur within surface waters identified as perpetually-protected mitigation sites (e.g., deed restriction or conservation easement). [Statement C and citations KRS 224.70-110, 401 KAR 10:030, Section 1(3); and 40 C.F.R. 230.97]
5. Activities with cumulative temporary and permanent impacts greater than 1/2 acre of wetland or 300 linear feet of surface waters are not authorized under this General Certification and require an Individual Certification. This General Certification shall not apply to projects where multiple Nationwide Permits are issued for individual crossings which are part of a single, larger transportation projects. [Statement A and citations KRS 224.70-110, 401 KAR 10:030, Section 1(3)(b) & Section 1(4)(b); and 401 KAR 10:031, Section 2 & Section 4]
6. For complete linear transportation projects, all impacts shall not exceed a cumulative length of 500 linear feet within each Hydrologic Unit Code (HUC) 14. [401 KAR 10:030 and 401 KAR 10:031]
7. Stream realignment greater than 100 feet is not authorized under this General Certification and require and Individual Certification. [Statement A and citations KRS 224.70-110, 401 KAR 10:030, Section 1(3)(b) & Section 1(4)(b); and 401 KAR 10:031, Section 2 & Section 4]

General Certification--Nationwide Permit # 14
Linear Transportation Projects
Page 3

8. Surface water impacts covered under this General Certification and undertaken by those persons defined as an agricultural operation under the Agricultural Water Quality Act must be completed in compliance with the Kentucky Agricultural Water Quality Plan (KAWQP). [Statements A and F and citations KRS 224.71-145(1), 401 KAR 10:030, Section 1(3)(b) & Section 1(4)(b); and 401 KAR 10:031, Section 2 & Section 4]
9. Any crossings must be constructed in a manner that does not impede natural water flow. [Statement A and citations KRS 224.70-110, 401 KAR 10:030, Section 1(3)(b) & Section 1(4)(b); and 401 KAR 10:031, Section 2 & Section 4]
10. The use of creek rock for bank stabilization; grouted rip-rap; unformed, poured grout; unformed, poured concrete; poured asphalt; or asphalt pieces is not authorized under this General Certification and requires an Individual Certification. Poured concrete or grout will be authorized under this General Certification when contained by tightly sealed forms or cells. Equipment shall not discharge waste washwater into surface waters at any time without adequate wastewater treatments. [Statement A and citations 401 KAR 10:030, Section 1(3)(b) & 1(4)(b); and 401 KAR 10:031, Section 2 & Section 4]
11. New stormwater detention/ retention basins constructed in surface waters or modifications to stormwater detention/ retention basins resulting in the reduction in reach or that cause impairment of flow of surface waters are not authorized under this General Certification and require an Individual Certification. [Statement A and citations KRS 224.70-110, 401 KAR 10:030, Section 1(3)(b) & Section 1(4)(b); and 401 KAR 10:031, Section 2 & Section 4]
12. Erosion and sedimentation pollution control plans and Best Management Practices (BMPs) must be designed, installed, and maintained in effective operating condition at all times during construction activities so that violations of state water quality standards do not occur. [Statements A and D and citations KRS 224.70-110, 401 KAR 10:030, Section 1(3)(b) & Section 1(4)(b); and 401 KAR 10:031, Section 2 & Section 4]
13. Sediment and erosion control measures, such as check-dams constructed of any material, silt fencing, hay bales, etc., shall not be placed within surface waters, either temporarily or permanently, without prior approval by the Kentucky Division of Water's Water Quality Certification Section. If placement of sediment and erosion control measures in surface waters is unavoidable, design and placement of temporary erosion control measures shall not be conducted in such a manner that may result in instability of streams that are adjacent to, upstream, or downstream of the structures. All sediment and erosion control devices shall be removed and the natural grade restored within the completion timeline of the activities. [Statements A and D and citations KRS 224.70-110, 401 KAR 10:030, Section 1(3)(b) & Section 1(4)(b); and 401 KAR 10:031, Section 2 & Section 4]

General Certification--Nationwide Permit # 14
Linear Transportation Projects
Page 4

14. Measures shall be taken to prevent or control spills of fuels, lubricants, or other toxic materials used in construction from entering surface waters. [Statements A and D and citations. [KRS 224.70-110, 401 KAR 10:030, Section 1(3)(b) & Section 1(4)(b); and 401 KAR 10:031, Section 2 & Section 4]
15. Removal of riparian vegetation shall be limited to that necessary for equipment access. [Statements A and D and citations KRS 224.70-110, 401 KAR 10:030, Section 1(3)(b) & Section 1(4)(b); and 401 KAR 10:031, Section 2 & Section 4]
16. To the maximum extent practicable, all in-stream work under this certification shall be performed under low-flow conditions [Statements A and D and citations KRS 224.70-110, 401 KAR 10:030, Section 1(3)(b) & Section 1(4)(b); and 401 KAR 10:031, Section 2 & Section 4]
17. Heavy equipment (e.g., bulldozers, backhoes, and draglines), if required for this project, should not be used or operated within the stream channel. In those instances in which such in-stream work is unavoidable, then it shall be performed in such a manner and duration as to minimize turbidity and disturbance to substrates and bank or riparian vegetation. [Statements A and D and citations KRS 224.70-110, 401 KAR 10:030, Section 1(3)(b) & Section 1(4)(b); and 401 KAR 10:031, Section 2 & Section 4]
18. Any fill shall be of such composition that it will not adversely affect the biological, chemical, or physical properties of the receiving waters and/or cause violations of water quality standards. If rip-rap is utilized, it should be of such weight and size that bank stress or slump conditions will not be created because of its placement. [Statements A and D and citations KRS 224.70-110, 401 KAR 10:030, Section 1(3)(b) & Section 1(4)(b); and 401 KAR 10:031, Section 2 & Section 4]
19. If domestic water supply intakes are located downstream that may be affected by increased turbidity and suspended solids, the permittee shall notify the operator when such work will be done prior to construction. [Statement E and citations KRS 224.70-110, 401 KAR 10:030, Section 1(3)(b) & Section 1(4)(b); and 401 KAR 10:031, Section 2 & Section 4]
20. Should evidence of stream pollution or jurisdictional wetland impairment and/or violations of water quality standards occur as a result of this activity (either from a spill or other forms of water pollution), the Kentucky Division of Water shall be notified immediately by calling (800) 928-2380. [Statement A and D and citations KRS 224.70-110, 401 KAR 10:030, Section 1(3)(b) & Section 1(4)(b); and 401 KAR 10:031, Section 2 & Section 4]
21. The Kentucky Division of Water requires submission of a formal application for any federal applicant that is not required to submit a Preconstruction Notification that would typically be required of any non-federal applicant. [Statements A and D and citations KRS 224.70-110, 401 KAR 10:030, Section 1(3)(b) & Section 1(4)(b); and 401 KAR 10:031, Section 2 & Section 4]

General Certification--Nationwide Permit # 14
Linear Transportation Projects
Page 5

22. The Kentucky Division of Water may require submission of a formal application for an Individual Certification for any project that has been determined to likely have a significant adverse effect upon water quality or degrade surface waters so that existing uses of the water body or downstream waters are precluded. [Statement A and citations KRS 224.70-110, 401 KAR 10:030, Section 1(3)(b) & Section 1(4)(b); and 401 KAR 10:031, Section 2 & Section 4]
23. If the final issued General Permit for Nationwide Permit 14 Linear Transportation Projects changes significantly, the Division of Water may opt to deny certification for this permit. [Statements A and D and citations KRS 224.70-110, 401 KAR 10:030, Section 1(3)(b) & Section 1(4)(b); and 401 KAR 10:031, Section 2 & Section 4]

Statements of Necessity:

- A. This condition is necessary to protect waters categorized under the anti-degradation policy to protect the designated and existing uses and to maintain the associated water quality criteria necessary to protect these water resources.
- B. This condition is necessary to protect existing uses and the level of water quality necessary to protect those existing uses shall be assured in impaired water.
- C. This condition is necessary for long-term protection of compensatory mitigation sites.
- D. This condition is necessary to provide for the prevention, abatement, and control of all water pollution and to conserve water resources for legitimate uses, safeguard from pollution the uncontaminated waters, prevent the creation of any new pollution, and abate any existing pollution.
- E. This condition is necessary to protect domestic water supply use.
- F. This condition is necessary to evaluate, develop, and improve best-management practices in conservation plans, compliance plans, and forest stewardship management plans; establish statewide and regional agriculture water quality plans; and otherwise promote soil and water conservation activities that protect surface waters from the adverse impacts of agriculture operations within the Commonwealth.

Violation of Kentucky state water quality standards may result in civil penalties and remediation actions.

For assistance contact the Kentucky Division of Water, Water Quality Certification Section by email (401WQC@ky.gov) or by phone (502)-564-3410.



2021 Nationwide Permit Summary

**US Army Corps
of Engineers**
Louisville District ®

Issued: February 25, 2022
Expires: March 14, 2026

No. 14. Linear Transportation Projects

(NWP Final Rule, 86 FR 73522)

Activities required for crossings of waters of the United States associated with the construction, expansion, modification, or improvement of linear transportation projects (e.g., roads, highways, railways, trails, driveways, airport runways, and taxiways) in waters of the United States. For linear transportation projects in non-tidal waters, the discharge of dredged or fill material cannot cause the loss of greater than 1/2-acre of waters of the United States. For linear transportation projects in tidal waters, the discharge of dredged or fill material cannot cause the loss of greater than 1/3-acre of waters of the United States. Any stream channel modification, including bank stabilization, is limited to the minimum necessary to construct or protect the linear transportation project; such modifications must be in the immediate vicinity of the project.

This NWP also authorizes temporary structures, fills, and work, including the use of temporary mats, necessary to construct the linear transportation project. Appropriate measures must be taken to maintain normal downstream flows and minimize flooding to the maximum extent practicable, when temporary structures, work, and discharges of dredged or fill material, including cofferdams, are necessary for construction activities, access fills, or dewatering of construction sites. Temporary fills must consist of materials, and be placed in a manner, that will not be eroded by expected high flows. Temporary fills must be removed in their entirety and the affected areas returned to pre-construction elevations. The areas affected by temporary fills must be revegetated, as appropriate.

This NWP cannot be used to authorize

non-linear features commonly associated with transportation projects, such as vehicle maintenance or storage buildings, parking lots, train stations, or aircraft hangars.

Notification: The permittee must submit a pre-construction notification to the district engineer prior to commencing the activity if: (1) The loss of waters of the United States exceeds 1/10 acre; or (2) there is a discharge of dredged or fill material in a special aquatic site, including wetlands. (See general condition 32.) (Authorities: Sections 10 and 404).

Note 1: For linear transportation projects crossing a single waterbody more than one time at separate and distant locations, or multiple waterbodies at separate and distant locations, each crossing is considered a single and complete project for purposes of NWP authorization. Linear transportation projects must comply with 33 CFR 330.6(d).

Note 2: Some discharges of dredged or fill material for the construction of farm roads or forest roads, or temporary roads for moving mining equipment, may qualify for an exemption under Section 404(f) of the Clean Water Act (see 33 CFR 323.4).

Note 3: For NWP 14 activities that require pre-construction notification, the PCN must include any other NWP(s), regional general permit(s), or individual permit(s) used or intended to be used to authorize any part of the proposed project or any related activity, including other separate and distant crossings that require Department of the Army authorization but do not require pre-construction notification (see paragraph (b)(4) of general condition 32). The district engineer will evaluate the PCN in accordance with Section D, "District Engineer's Decision." The

district engineer may require mitigation to ensure that the authorized activity results in no more than minimal individual and cumulative adverse environmental effects (see general condition 23).

Nationwide Permit General Conditions

Note: To qualify for NWP authorization, the prospective permittee must comply with the following general conditions, as applicable, in addition to any regional or case-specific conditions imposed by the division engineer or district engineer. Prospective permittees should contact the appropriate Corps district office to determine if regional conditions have been imposed on an NWP. Prospective permittees should also contact the appropriate Corps district office to determine the status of Clean Water Act Section 401 water quality certification and/or Coastal Zone Management Act consistency for an NWP. Every person who may wish to obtain permit authorization under one or more NWPs, or who is currently relying on an existing or prior permit authorization under one or more NWPs, has been and is on notice that all of the provisions of 33 CFR 330.1 through 330.6 apply to every NWP authorization. Note especially 33 CFR 330.5 relating to the modification, suspension, or revocation of any NWP authorization.

1. **Navigation.** (a) No activity may cause more than a minimal adverse effect on navigation.

(b) Any safety lights and signals prescribed by the U.S. Coast Guard, through regulations or otherwise, must be installed and maintained at the permittee's expense on authorized facilities in navigable waters of the United States.

(c) The permittee understands and agrees that, if future operations by the United

States require the removal, relocation, or other alteration, of the structure or work herein authorized, or if, in the opinion of the Secretary of the Army or his or her authorized representative, said structure or work shall cause unreasonable obstruction to the free navigation of the navigable waters, the permittee will be required, upon due notice from the Corps of Engineers, to remove, relocate, or alter the structural work or obstructions caused thereby, without expense to the United States. No claim shall be made against the United States on account of any such removal or alteration.

2. Aquatic Life Movements. No activity may substantially disrupt the necessary life cycle movements of those species of aquatic life indigenous to the waterbody, including those species that normally migrate through the area, unless the activity's primary purpose is to impound water. All permanent and temporary crossings of waterbodies shall be suitably culverted, bridged, or otherwise designed and constructed to maintain low flows to sustain the movement of those aquatic species. If a bottomless culvert cannot be used, then the crossing should be designed and constructed to minimize adverse effects to aquatic life movements.

3. Spawning Areas. Activities in spawning areas during spawning seasons must be avoided to the maximum extent practicable. Activities that result in the physical destruction (e.g., through excavation, fill, or downstream smothering by substantial turbidity) of an important spawning area are not authorized.

4. Migratory Bird Breeding Areas. Activities in waters of the United States that serve as breeding areas for migratory birds must be avoided to the maximum extent practicable.

5. Shellfish Beds. No activity may occur in areas of concentrated shellfish populations, unless the activity is directly related to a shellfish harvesting activity authorized by NWP 4 and 48, or is a shellfish seeding or habitat restoration activity authorized by NWP 27.

6. Suitable Material. No activity may use unsuitable material (e.g., trash, debris, car bodies, asphalt, etc.). Material used for construction or discharged must be free from toxic pollutants in toxic amounts (see section 307 of the Clean Water Act).

7. Water Supply Intakes. No activity may occur in the proximity of a public water supply intake, except where the activity is for the repair or improvement of public water supply intake structures or adjacent bank stabilization.

8. Adverse Effects From Impoundments. If the activity creates an impoundment of water, adverse effects to the aquatic system due to accelerating the passage of water, and/or restricting its flow must be minimized to the maximum extent practicable.

9. Management of Water Flows. To the maximum extent practicable, the pre-construction course, condition, capacity, and location of open waters must be maintained for each activity, including stream channelization, storm water management activities, and temporary and permanent road crossings, except as provided below. The activity must be constructed to withstand expected high flows. The activity must not restrict or impede the passage of normal or high flows, unless the primary purpose of the activity is to impound water or manage high flows. The activity may alter the pre-construction course, condition, capacity, and location of open waters if it benefits the aquatic environment (e.g., stream restoration or relocation activities).

10. Fills Within 100-Year Floodplains. The activity must comply with applicable FEMA-approved state or local floodplain management requirements.

11. Equipment. Heavy equipment working in wetlands or mudflats must be placed on mats, or other measures must be taken to minimize soil disturbance.

12. Soil Erosion and Sediment Controls. Appropriate soil erosion and sediment controls must be used and maintained in effective operating condition during construction, and all exposed soil and other

fills, as well as any work below the ordinary high water mark or high tide line, must be permanently stabilized at the earliest practicable date. Permittees are encouraged to perform work within waters of the United States during periods of low-flow or no-flow, or during low tides.

13. Removal of Temporary Structures and Fills. Temporary structures must be removed, to the maximum extent practicable, after their use has been discontinued. Temporary fills must be removed in their entirety and the affected areas returned to pre-construction elevations. The affected areas must be revegetated, as appropriate.

14. Proper Maintenance. Any authorized structure or fill shall be properly maintained, including maintenance to ensure public safety and compliance with applicable NWP general conditions, as well as any activity-specific conditions added by the district engineer to an NWP authorization.

15. Single and Complete Project. The activity must be a single and complete project. The same NWP cannot be used more than once for the same single and complete project.

16. Wild and Scenic Rivers. (a) No NWP activity may occur in a component of the National Wild and Scenic River System, or in a river officially designated by Congress as a "study river" for possible inclusion in the system while the river is in an official study status, unless the appropriate Federal agency with direct management responsibility for such river, has determined in writing that the proposed activity will not adversely affect the Wild and Scenic River designation or study status.

(b) If a proposed NWP activity will occur in a component of the National Wild and Scenic River System, or in a river officially designated by Congress as a "study river" for possible inclusion in the system while the river is in an official study status, the permittee must submit a pre-construction notification (see general condition 32). The district engineer will coordinate the PCN with the Federal agency with direct

management responsibility for that river. Permittees shall not begin the NWP activity until notified by the district engineer that the Federal agency with direct management responsibility for that river has determined in writing that the proposed NWP activity will not adversely affect the Wild and Scenic River designation or study status.

(c) Information on Wild and Scenic Rivers may be obtained from the appropriate Federal land management agency responsible for the designated Wild and Scenic River or study river (e.g., National Park Service, U.S. Forest Service, Bureau of Land Management, U.S. Fish and Wildlife Service). Information on these rivers is also available at: <http://www.rivers.gov/>.

17. Tribal Rights. No activity or its operation may impair reserved tribal rights, including, but not limited to, reserved water rights and treaty fishing and hunting rights.

18. Endangered Species. (a) No activity is authorized under any NWP which is likely to directly or indirectly jeopardize the continued existence of a threatened or endangered species or a species proposed for such designation, as identified under the Federal Endangered Species Act (ESA), or which will directly or indirectly destroy or adversely modify designated critical habitat or critical habitat proposed for such designation. No activity is authorized under any NWP which "may affect" a listed species or critical habitat, unless ESA section 7 consultation addressing the consequences of the proposed activity on listed species or critical habitat has been completed. See 50 CFR 402.02 for the definition of "effects of the action" for the purposes of ESA section 7 consultation, as well as 50 CFR 402.17, which provides further explanation under ESA section 7 regarding "activities that are reasonably certain to occur" and "consequences caused by the proposed action."

(b) Federal agencies should follow their own procedures for complying with the requirements of the ESA (see 33 CFR 330.4(f)(1)). If pre-construction notification is required for the proposed activity, the Federal permittee must provide the district engineer with the appropriate

documentation to demonstrate compliance with those requirements. The district engineer will verify that the appropriate documentation has been submitted. If the appropriate documentation has not been submitted, additional ESA section 7 consultation may be necessary for the activity and the respective federal agency would be responsible for fulfilling its obligation under section 7 of the ESA.

(c) Non-federal permittees must submit a pre-construction notification to the district engineer if any listed species (or species proposed for listing) or designated critical habitat (or critical habitat proposed such designation) might be affected or is in the vicinity of the activity, or if the activity is located in designated critical habitat or critical habitat proposed for such designation, and shall not begin work on the activity until notified by the district engineer that the requirements of the ESA have been satisfied and that the activity is authorized. For activities that might affect Federally-listed endangered or threatened species (or species proposed for listing) or designated critical habitat (or critical habitat proposed for such designation), the pre-construction notification must include the name(s) of the endangered or threatened species (or species proposed for listing) that might be affected by the proposed activity or that utilize the designated critical habitat (or critical habitat proposed for such designation) that might be affected by the proposed activity. The district engineer will determine whether the proposed activity "may affect" or will have "no effect" to listed species and designated critical habitat and will notify the non-Federal applicant of the Corps' determination within 45 days of receipt of a complete pre-construction notification. For activities where the non-Federal applicant has identified listed species (or species proposed for listing) or designated critical habitat (or critical habitat proposed for such designation) that might be affected or is in the vicinity of the activity, and has so notified the Corps, the applicant shall not begin work until the Corps has provided notification that the proposed activity will have "no effect" on listed species (or species proposed for listing or designated critical habitat (or critical habitat proposed for such designation), or until ESA section 7

consultation or conference has been completed. If the non-Federal applicant has not heard back from the Corps within 45 days, the applicant must still wait for notification from the Corps.

(d) As a result of formal or informal consultation or conference with the FWS or NMFS the district engineer may add species-specific permit conditions to the NWPs.

(e) Authorization of an activity by an NWP does not authorize the "take" of a threatened or endangered species as defined under the ESA. In the absence of separate authorization (e.g., an ESA Section 10 Permit, a Biological Opinion with "incidental take" provisions, etc.) from the FWS or the NMFS, the Endangered Species Act prohibits any person subject to the jurisdiction of the United States to take a listed species, where "take" means to harass, harm, pursue, hunt, shoot, wound, kill, trap, capture, or collect, or to attempt to engage in any such conduct. The word "harm" in the definition of "take" means an act which actually kills or injures wildlife. Such an act may include significant habitat modification or degradation where it actually kills or injures wildlife by significantly impairing essential behavioral patterns, including breeding, feeding or sheltering.

(f) If the non-federal permittee has a valid ESA section 10(a)(1)(B) incidental take permit with an approved Habitat Conservation Plan for a project or a group of projects that includes the proposed NWP activity, the non-federal applicant should provide a copy of that ESA section 10(a)(1)(B) permit with the PCN required by paragraph (c) of this general condition. The district engineer will coordinate with the agency that issued the ESA section 10(a)(1)(B) permit to determine whether the proposed NWP activity and the associated incidental take were considered in the internal ESA section 7 consultation conducted for the ESA section 10(a)(1)(B) permit. If that coordination results in concurrence from the agency that the proposed NWP activity and the associated incidental take were considered in the internal ESA section 7 consultation for the ESA section 10(a)(1)(B) permit, the district

engineer does not need to conduct a separate ESA section 7 consultation for the proposed NWP activity. The district engineer will notify the non-federal applicant within 45 days of receipt of a complete pre-construction notification whether the ESA section 10(a)(1)(B) permit covers the proposed NWP activity or whether additional ESA section 7 consultation is required.

(g) Information on the location of threatened and endangered species and their critical habitat can be obtained directly from the offices of the FWS and NMFS or their world wide web pages at <http://www.fws.gov/> or <http://www.fws.gov/ipac> and <http://www.nmfs.noaa.gov/pr/species/esa/> respectively.

19. Migratory Birds and Bald and Golden Eagles. The permittee is responsible for ensuring that an action authorized by an NWP complies with the Migratory Bird Treaty Act and the Bald and Golden Eagle Protection Act. The permittee is responsible for contacting the appropriate local office of the U.S. Fish and Wildlife Service to determine what measures, if any, are necessary or appropriate to reduce adverse effects to migratory birds or eagles, including whether "incidental take" permits are necessary and available under the Migratory Bird Treaty Act or Bald and Golden Eagle Protection Act for a particular activity.

20. Historic Properties. (a) No activity is authorized under any NWP which may have the potential to cause effects to properties listed, or eligible for listing, in the National Register of Historic Places until the requirements of Section 106 of the National Historic Preservation Act (NHPA) have been satisfied.

(b) Federal permittees should follow their own procedures for complying with the requirements of section 106 of the National Historic Preservation Act (see 33 CFR 330.4(g)(1)). If pre-construction notification is required for the proposed NWP activity, the Federal permittee must provide the district engineer with the appropriate documentation to demonstrate compliance with those requirements. The

district engineer will verify that the appropriate documentation has been submitted. If the appropriate documentation is not submitted, then additional consultation under section 106 may be necessary. The respective federal agency is responsible for fulfilling its obligation to comply with section 106.

(c) Non-federal permittees must submit a pre-construction notification to the district engineer if the NWP activity might have the potential to cause effects to any historic properties listed on, determined to be eligible for listing on, or potentially eligible for listing on the National Register of Historic Places, including previously unidentified properties. For such activities, the pre-construction notification must state which historic properties might have the potential to be affected by the proposed NWP activity or include a vicinity map indicating the location of the historic properties or the potential for the presence of historic properties. Assistance regarding information on the location of, or potential for, the presence of historic properties can be sought from the State Historic Preservation Officer, Tribal Historic Preservation Officer, or designated tribal representative, as appropriate, and the National Register of Historic Places (see 33 CFR 330.4(g)). When reviewing pre-construction notifications, district engineers will comply with the current procedures for addressing the requirements of section 106 of the National Historic Preservation Act. The district engineer shall make a reasonable and good faith effort to carry out appropriate identification efforts commensurate with potential impacts, which may include background research, consultation, oral history interviews, sample field investigation, and/or field survey. Based on the information submitted in the PCN and these identification efforts, the district engineer shall determine whether the proposed NWP activity has the potential to cause effects on the historic properties. Section 106 consultation is not required when the district engineer determines that the activity does not have the potential to cause effects on historic properties (see 36 CFR 800.3(a)). Section 106 consultation is required when the district engineer determines that the activity has the potential

to cause effects on historic properties. The district engineer will conduct consultation with consulting parties identified under 36 CFR 800.2(c) when he or she makes any of the following effect determinations for the purposes of section 106 of the NHPA: no historic properties affected, no adverse effect, or adverse effect.

(d) Where the non-Federal applicant has identified historic properties on which the proposed NWP activity might have the potential to cause effects and has so notified the Corps, the non-Federal applicant shall not begin the activity until notified by the district engineer either that the activity has no potential to cause effects to historic properties or that NHPA section 106 consultation has been completed. For non-federal permittees, the district engineer will notify the prospective permittee within 45 days of receipt of a complete pre-construction notification whether NHPA section 106 consultation is required. If NHPA section 106 consultation is required, the district engineer will notify the non-Federal applicant that he or she cannot begin the activity until section 106 consultation is completed. If the non-Federal applicant has not heard back from the Corps within 45 days, the applicant must still wait for notification from the Corps.

(e) Prospective permittees should be aware that section 110k of the NHPA (54 U.S.C. 306113) prevents the Corps from granting a permit or other assistance to an applicant who, with intent to avoid the requirements of section 106 of the NHPA, has intentionally significantly adversely affected a historic property to which the permit would relate, or having legal power to prevent it, allowed such significant adverse effect to occur, unless the Corps, after consultation with the Advisory Council on Historic Preservation (ACHP), determines that circumstances justify granting such assistance despite the adverse effect created or permitted by the applicant. If circumstances justify granting the assistance, the Corps is required to notify the ACHP and provide documentation specifying the circumstances, the degree of damage to the integrity of any historic properties affected, and proposed mitigation. This documentation must

include any views obtained from the applicant, SHPO/THPO, appropriate Indian tribes if the undertaking occurs on or affects historic properties on tribal lands or affects properties of interest to those tribes, and other parties known to have a legitimate interest in the impacts to the permitted activity on historic properties.

21. Discovery of Previously Unknown Remains and Artifacts. Permittees that discover any previously unknown historic, cultural or archeological remains and artifacts while accomplishing the activity authorized by an NWP, they must immediately notify the district engineer of what they have found, and to the maximum extent practicable, avoid construction activities that may affect the remains and artifacts until the required coordination has been completed. The district engineer will initiate the Federal, Tribal, and state coordination required to determine if the items or remains warrant a recovery effort or if the site is eligible for listing in the National Register of Historic Places.

22. Designated Critical Resource Waters. Critical resource waters include, NOAA-managed marine sanctuaries and marine monuments, and National Estuarine Research Reserves. The district engineer may designate, after notice and opportunity for public comment, additional waters officially designated by a state as having particular environmental or ecological significance, such as outstanding national resource waters or state natural heritage sites. The district engineer may also designate additional critical resource waters after notice and opportunity for public comment.

(a) Discharges of dredged or fill material into waters of the United States are not authorized by NWPs 7, 12, 14, 16, 17, 21, 29, 31, 35, 39, 40, 42, 43, 44, 49, 50, 51, 52, 57 and 58 for any activity within, or directly affecting, critical resource waters, including wetlands adjacent to such waters.

(b) For NWPs 3, 8, 10, 13, 15, 18, 19, 22, 23, 25, 27, 28, 30, 33, 34, 36, 37, 38, and 54, notification is required in accordance with general condition 32, for any activity proposed by permittees in the designated critical resource waters including wetlands

adjacent to those waters. The district engineer may authorize activities under these NWPs only after she or he determines that the impacts to the critical resource waters will be no more than minimal.

23. Mitigation. The district engineer will consider the following factors when determining appropriate and practicable mitigation necessary to ensure that the individual and cumulative adverse environmental effects are no more than minimal:

(a) The activity must be designed and constructed to avoid and minimize adverse effects, both temporary and permanent, to waters of the United States to the maximum extent practicable at the project site (i.e., on site).

(b) Mitigation in all its forms (avoiding, minimizing, rectifying, reducing, or compensating for resource losses) will be required to the extent necessary to ensure that the individual and cumulative adverse environmental effects are no more than minimal.

(c) Compensatory mitigation at a minimum one-for-one ratio will be required for all wetland losses that exceed 1/10-acre and require pre-construction notification, unless the district engineer determines in writing that either some other form of mitigation would be more environmentally appropriate or the adverse environmental effects of the proposed activity are no more than minimal, and provides an activity-specific waiver of this requirement. For wetland losses of 1/10-acre or less that require pre-construction notification, the district engineer may determine on a case-by-case basis that compensatory mitigation is required to ensure that the activity results in only minimal adverse environmental effects.

(d) Compensatory mitigation at a minimum one-for-one ratio will be required for all losses of stream bed that exceed 3/100-acre and require pre-construction notification, unless the district engineer determines in writing that either some other form of mitigation would be more environmentally appropriate or the adverse environmental effects of the proposed activity are no more

than minimal, and provides an activity-specific waiver of this requirement. This compensatory mitigation requirement may be satisfied through the restoration or enhancement of riparian areas next to streams in accordance with paragraph (e) of this general condition. For losses of stream bed of 3/100-acre or less that require pre-construction notification, the district engineer may determine on a case-by-case basis that compensatory mitigation is required to ensure that the activity results in only minimal adverse environmental effects. Compensatory mitigation for losses of streams should be provided, if practicable, through stream rehabilitation, enhancement, or preservation, since streams are difficult-to-replace resources (see 33 CFR 332.3(e)(3)).

(e) Compensatory mitigation plans for NWP activities in or near streams or other open waters will normally include a requirement for the restoration or enhancement, maintenance, and legal protection (e.g., conservation easements) of riparian areas next to open waters. In some cases, the restoration or maintenance/protection of riparian areas may be the only compensatory mitigation required. If restoring riparian areas involves planting vegetation, only native species should be planted. The width of the required riparian area will address documented water quality or aquatic habitat loss concerns. Normally, the riparian area will be 25 to 50 feet wide on each side of the stream, but the district engineer may require slightly wider riparian areas to address documented water quality or habitat loss concerns. If it is not possible to restore or maintain/protect a riparian area on both sides of a stream, or if the waterbody is a lake or coastal waters, then restoring or maintaining/protecting a riparian area along a single bank or shoreline may be sufficient. Where both wetlands and open waters exist on the project site, the district engineer will determine the appropriate compensatory mitigation (e.g., riparian areas and/or wetlands compensation) based on what is best for the aquatic environment on a watershed basis. In cases where riparian areas are determined to be the most appropriate form of minimization or compensatory mitigation, the district

engineer may waive or reduce the requirement to provide wetland compensatory mitigation for wetland losses.

(f) Compensatory mitigation projects provided to offset losses of aquatic resources must comply with the applicable provisions of 33 CFR part 332.

(1) The prospective permittee is responsible for proposing an appropriate compensatory mitigation option if compensatory mitigation is necessary to ensure that the activity results in no more than minimal adverse environmental effects. For the NWP, the preferred mechanism for providing compensatory mitigation is mitigation bank credits or in-lieu fee program credits (see 33 CFR 332.3(b)(2) and (3)). However, if an appropriate number and type of mitigation bank or in-lieu credits are not available at the time the PCN is submitted to the district engineer, the district engineer may approve the use of permittee-responsible mitigation.

(2) The amount of compensatory mitigation required by the district engineer must be sufficient to ensure that the authorized activity results in no more than minimal individual and cumulative adverse environmental effects (see 33 CFR 330.1(e)(3)). (See also 33 CFR 332.3(f).)

(3) Since the likelihood of success is greater and the impacts to potentially valuable uplands are reduced, aquatic resource restoration should be the first compensatory mitigation option considered for permittee-responsible mitigation.

(4) If permittee-responsible mitigation is the proposed option, the prospective permittee is responsible for submitting a mitigation plan. A conceptual or detailed mitigation plan may be used by the district engineer to make the decision on the NWP verification request, but a final mitigation plan that addresses the applicable requirements of 33 CFR 332.4(c)(2) through (14) must be approved by the district engineer before the permittee begins work in waters of the United States, unless the district engineer determines that prior approval of the final mitigation plan is not practicable or not necessary to ensure

timely completion of the required compensatory mitigation (see 33 CFR 332.3(k)(3)). If permittee-responsible mitigation is the proposed option, and the proposed compensatory mitigation site is located on land in which another federal agency holds an easement, the district engineer will coordinate with that federal agency to determine if proposed compensatory mitigation project is compatible with the terms of the easement.

(5) If mitigation bank or in-lieu fee program credits are the proposed option, the mitigation plan needs to address only the baseline conditions at the impact site and the number of credits to be provided (see 33 CFR 332.4(c)(1)(ii)).

(6) Compensatory mitigation requirements (e.g., resource type and amount to be provided as compensatory mitigation, site protection, ecological performance standards, monitoring requirements) may be addressed through conditions added to the NWP authorization, instead of components of a compensatory mitigation plan (see 33 CFR 332.4(c)(1)(ii)).

(g) Compensatory mitigation will not be used to increase the acreage losses allowed by the acreage limits of the NWPs. For example, if an NWP has an acreage limit of 1/2-acre, it cannot be used to authorize any NWP activity resulting in the loss of greater than 1/2-acre of waters of the United States, even if compensatory mitigation is provided that replaces or restores some of the lost waters. However, compensatory mitigation can and should be used, as necessary, to ensure that an NWP activity already meeting the established acreage limits also satisfies the no more than minimal impact requirement for the NWPs.

(h) Permittees may propose the use of mitigation banks, in-lieu fee programs, or permittee-responsible mitigation. When developing a compensatory mitigation proposal, the permittee must consider appropriate and practicable options consistent with the framework at 33 CFR 332.3(b). For activities resulting in the loss of marine or estuarine resources, permittee-responsible mitigation may be environmentally preferable if there are no mitigation banks or in-lieu fee programs in

the area that have marine or estuarine credits available for sale or transfer to the permittee. For permittee-responsible mitigation, the special conditions of the NWP verification must clearly indicate the party or parties responsible for the implementation and performance of the compensatory mitigation project, and, if required, its long-term management.

(i) Where certain functions and services of waters of the United States are permanently adversely affected by a regulated activity, such as discharges of dredged or fill material into waters of the United States that will convert a forested or scrub-shrub wetland to a herbaceous wetland in a permanently maintained utility line right-of-way, mitigation may be required to reduce the adverse environmental effects of the activity to the no more than minimal level.

24. Safety of Impoundment Structures. To ensure that all impoundment structures are safely designed, the district engineer may require non-Federal applicants to demonstrate that the structures comply with established state or federal, dam safety criteria or have been designed by qualified persons. The district engineer may also require documentation that the design has been independently reviewed by similarly qualified persons, and appropriate modifications made to ensure safety.

25. Water Quality. (a) Where the certifying authority (state, authorized tribe, or EPA, as appropriate) has not previously certified compliance of an NWP with CWA section 401, a CWA section 401 water quality certification for the proposed discharge must be obtained or waived (see 33 CFR 330.4(c)). If the permittee cannot comply with all of the conditions of a water quality certification previously issued by certifying authority for the issuance of the NWP, then the permittee must obtain a water quality certification or waiver for the proposed discharge in order for the activity to be authorized by an NWP.

(b) If the NWP activity requires pre-construction notification and the certifying authority has not previously certified compliance of an NWP with CWA section 401, the proposed discharge is not

authorized by an NWP until water quality certification is obtained or waived. If the certifying authority issues a water quality certification for the proposed discharge, the permittee must submit a copy of the certification to the district engineer. The discharge is not authorized by an NWP until the district engineer has notified the permittee that the water quality certification requirement has been satisfied by the issuance of a water quality certification or a waiver.

(c) The district engineer or certifying authority may require additional water quality management measures to ensure that the authorized activity does not result in more than minimal degradation of water quality.

26. Coastal Zone Management. In coastal states where an NWP has not previously received a state coastal zone management consistency concurrence, an individual state coastal zone management consistency concurrence must be obtained, or a presumption of concurrence must occur (see 33 CFR 330.4(d)). If the permittee cannot comply with all of the conditions of a coastal zone management consistency concurrence previously issued by the state, then the permittee must obtain an individual coastal zone management consistency concurrence or presumption of concurrence in order for the activity to be authorized by an NWP. The district engineer or a state may require additional measures to ensure that the authorized activity is consistent with state coastal zone management requirements.

27. Regional and Case-By-Case Conditions. The activity must comply with any regional conditions that may have been added by the Division Engineer (see 33 CFR 330.4(e)) and with any case specific conditions added by the Corps or by the state, Indian Tribe, or U.S. EPA in its CWA section 401 Water Quality Certification, or by the state in its Coastal Zone Management Act consistency determination.

28. Use of Multiple Nationwide Permits. The use of more than one NWP for a single and complete project is authorized, subject to the following restrictions:

(a) If only one of the NWPs used to authorize the single and complete project has a specified acreage limit, the acreage loss of waters of the United States cannot exceed the acreage limit of the NWP with the highest specified acreage limit. For example, if a road crossing over tidal waters is constructed under NWP 14, with associated bank stabilization authorized by NWP 13, the maximum acreage loss of waters of the United States for the total project cannot exceed 1/3-acre.

(b) If one or more of the NWPs used to authorize the single and complete project has specified acreage limits, the acreage loss of waters of the United States authorized by those NWPs cannot exceed their respective specified acreage limits. For example, if a commercial development is constructed under NWP 39, and the single and complete project includes the filling of an upland ditch authorized by NWP 46, the maximum acreage loss of waters of the United States for the commercial development under NWP 39 cannot exceed 1/2-acre, and the total acreage loss of waters of United States due to the NWP 39 and 46 activities cannot exceed 1 acre.

29. Transfer of Nationwide Permit Verifications. If the permittee sells the property associated with a nationwide permit verification, the permittee may transfer the nationwide permit verification to the new owner by submitting a letter to the appropriate Corps district office to validate the transfer. A copy of the nationwide permit verification must be attached to the letter, and the letter must contain the following statement and signature:

“When the structures or work authorized by this nationwide permit are still in existence at the time the property is transferred, the terms and conditions of this nationwide permit, including any special conditions, will continue to be binding on the new owner(s) of the property. To validate the transfer of this nationwide permit and the associated liabilities associated with compliance with its terms and conditions, have the transferee sign and date below.”

(Transferee)

(Date)

30. Compliance Certification. Each permittee who receives an NWP verification letter from the Corps must provide a signed certification documenting completion of the authorized activity and implementation of any required compensatory mitigation. The success of any required permittee-responsible mitigation, including the achievement of ecological performance standards, will be addressed separately by the district engineer. The Corps will provide the permittee the certification document with the NWP verification letter. The certification document will include:

(a) A statement that the authorized activity was done in accordance with the NWP authorization, including any general, regional, or activity-specific conditions;

(b) A statement that the implementation of any required compensatory mitigation was completed in accordance with the permit conditions. If credits from a mitigation bank or in-lieu fee program are used to satisfy the compensatory mitigation requirements, the certification must include the documentation required by 33 CFR 332.3(l)(3) to confirm that the permittee secured the appropriate number and resource type of credits; and

(c) The signature of the permittee certifying the completion of the activity and mitigation.

The completed certification document must be submitted to the district engineer within 30 days of completion of the authorized activity or the implementation of any required compensatory mitigation, whichever occurs later.

31. Activities Affecting Structures or Works Built by the United States. If an

NWP activity also requires review by, or permission from, the Corps pursuant to 33 U.S.C. 408 because it will alter or temporarily or permanently occupy or use a U.S. Army Corps of Engineers (USACE) federally authorized Civil Works project (a "USACE project"), the prospective permittee must submit a pre-construction notification. See paragraph (b)(10) of general condition 32. An activity that requires section 408 permission and/or review is not authorized by an NWP until the appropriate Corps office issues the section 408 permission or completes its review to alter, occupy, or use the USACE project, and the district engineer issues a written NWP verification.

32. Pre-Construction Notification. (a) *Timing.* Where required by the terms of the NWP, the prospective permittee must notify the district engineer by submitting a pre-construction notification (PCN) as early as possible. The district engineer must determine if the PCN is complete within 30 calendar days of the date of receipt and, if the PCN is determined to be incomplete, notify the prospective permittee within that 30 day period to request the additional information necessary to make the PCN complete. The request must specify the information needed to make the PCN complete. As a general rule, district engineers will request additional information necessary to make the PCN complete only once. However, if the prospective permittee does not provide all of the requested information, then the district engineer will notify the prospective permittee that the PCN is still incomplete and the PCN review process will not commence until all of the requested information has been received by the district engineer. The prospective permittee shall not begin the activity until either:

- (1) He or she is notified in writing by the district engineer that the activity may proceed under the NWP with any special conditions imposed by the district or division engineer; or
- (2) 45 calendar days have passed from the district engineer's receipt of the complete PCN and the prospective permittee has not received written notice from the district or division engineer. However, if the

permittee was required to notify the Corps pursuant to general condition 18 that listed species or critical habitat might be affected or are in the vicinity of the activity, or to notify the Corps pursuant to general condition 20 that the activity might have the potential to cause effects to historic properties, the permittee cannot begin the activity until receiving written notification from the Corps that there is "no effect" on listed species or "no potential to cause effects" on historic properties, or that any consultation required under Section 7 of the Endangered Species Act (see 33 CFR 330.4(f)) and/or section 106 of the National Historic Preservation Act (see 33 CFR 330.4(g)) has been completed. If the proposed activity requires a written waiver to exceed specified limits of an NWP, the permittee may not begin the activity until the district engineer issues the waiver. If the district or division engineer notifies the permittee in writing that an individual permit is required within 45 calendar days of receipt of a complete PCN, the permittee cannot begin the activity until an individual permit has been obtained. Subsequently, the permittee's right to proceed under the NWP may be modified, suspended, or revoked only in accordance with the procedure set forth in 33 CFR 330.5(d)(2).

(b) *Contents of Pre-Construction Notification:* The PCN must be in writing and include the following information:

- (1) Name, address and telephone numbers of the prospective permittee;
- (2) Location of the proposed activity;
- (3) Identify the specific NWP or NWP(s) the prospective permittee wants to use to authorize the proposed activity;
- (4) (i) A description of the proposed activity; the activity's purpose; direct and indirect adverse environmental effects the activity would cause, including the anticipated amount of loss of wetlands, other special aquatic sites, and other waters expected to result from the NWP activity, in acres, linear feet, or other appropriate unit of measure; a description of any proposed mitigation measures intended to reduce the adverse environmental effects caused by the proposed activity; and any

other NWP(s), regional general permit(s), or individual permit(s) used or intended to be used to authorize any part of the proposed project or any related activity, including other separate and distant crossings for linear projects that require Department of the Army authorization but do not require pre-construction notification. The description of the proposed activity and any proposed mitigation measures should be sufficiently detailed to allow the district engineer to determine that the adverse environmental effects of the activity will be no more than minimal and to determine the need for compensatory mitigation or other mitigation measures.

(ii) For linear projects where one or more single and complete crossings require pre-construction notification, the PCN must include the quantity of anticipated losses of wetlands, other special aquatic sites, and other waters for each single and complete crossing of those wetlands, other special aquatic sites, and other waters (including those single and complete crossings authorized by an NWP but do not require PCNs). This information will be used by the district engineer to evaluate the cumulative adverse environmental effects of the proposed linear project, and does not change those non-PCN NWP activities into NWP PCNs.

(iii) Sketches should be provided when necessary to show that the activity complies with the terms of the NWP. (Sketches usually clarify the activity and when provided results in a quicker decision. Sketches should contain sufficient detail to provide an illustrative description of the proposed activity (e.g., a conceptual plan), but do not need to be detailed engineering plans);

(5) The PCN must include a delineation of wetlands, other special aquatic sites, and other waters, such as lakes and ponds, and perennial and intermittent streams, on the project site. Wetland delineations must be prepared in accordance with the current method required by the Corps. The permittee may ask the Corps to delineate the special aquatic sites and other waters on the project site, but there may be a delay if the Corps does the delineation, especially if the project site is large or contains many

wetlands, other special aquatic sites, and other waters. Furthermore, the 45-day period will not start until the delineation has been submitted to or completed by the Corps, as appropriate;

(6) If the proposed activity will result in the loss of greater than 1/10-acre of wetlands or 3/100-acre of stream bed and a PCN is required, the prospective permittee must submit a statement describing how the mitigation requirement will be satisfied, or explaining why the adverse environmental effects are no more than minimal and why compensatory mitigation should not be required. As an alternative, the prospective permittee may submit a conceptual or detailed mitigation plan.

(7) For non-federal permittees, if any listed species (or species proposed for listing) or designated critical habitat (or critical habitat proposed for such designation) might be affected or is in the vicinity of the activity, or if the activity is located in designated critical habitat (or critical habitat proposed for such designation), the PCN must include the name(s) of those endangered or threatened species (or species proposed for listing) that might be affected by the proposed activity or utilize the designated critical habitat (or critical habitat proposed for such designation) that might be affected by the proposed activity. For NWP activities that require pre-construction notification, Federal permittees must provide documentation demonstrating compliance with the Endangered Species Act;

(8) For non-federal permittees, if the NWP activity might have the potential to cause effects to a historic property listed on, determined to be eligible for listing on, or potentially eligible for listing on, the National Register of Historic Places, the PCN must state which historic property might have the potential to be affected by the proposed activity or include a vicinity map indicating the location of the historic property. For NWP activities that require pre-construction notification, Federal permittees must provide documentation demonstrating compliance with section 106 of the National Historic Preservation Act;

(9) For an activity that will occur in a component of the National Wild and Scenic River System, or in a river officially designated by Congress as a "study river" for possible inclusion in the system while the river is in an official study status, the PCN must identify the Wild and Scenic River or the "study river" (see general condition 16); and

(10) For an NWP activity that requires permission from, or review by, the Corps pursuant to 33 U.S.C. 408 because it will alter or temporarily or permanently occupy or use a U.S. Army Corps of Engineers federally authorized civil works project, the pre-construction notification must include a statement confirming that the project proponent has submitted a written request for section 408 permission from, or review by, the Corps office having jurisdiction over that USACE project.

(c) *Form of Pre-Construction Notification:* The nationwide permit pre-construction notification form (Form ENG 6082) should be used for NWP PCNs. A letter containing the required information may also be used. Applicants may provide electronic files of PCNs and supporting materials if the district engineer has established tools and procedures for electronic submittals.

(d) *Agency Coordination:* (1) The district engineer will consider any comments from Federal and state agencies concerning the proposed activity's compliance with the terms and conditions of the NWPs and the need for mitigation to reduce the activity's adverse environmental effects so that they are no more than minimal.

(2) Agency coordination is required for: (i) all NWP activities that require pre-construction notification and result in the loss of greater than 1/2-acre of waters of the United States; (ii) NWP 13 activities in excess of 500 linear feet, fills greater than one cubic yard per running foot, or involve discharges of dredged or fill material into special aquatic sites; and (iii) NWP 54 activities in excess of 500 linear feet, or that extend into the waterbody more than 30 feet from the mean low water line in tidal waters or the ordinary high water mark in the Great Lakes.

(3) When agency coordination is required, the district engineer will immediately provide (e.g., via e-mail, facsimile transmission, overnight mail, or other expeditious manner) a copy of the complete PCN to the appropriate Federal or state offices (FWS, state natural resource or water quality agency, EPA, and, if appropriate, the NMFS). With the exception of NWP 37, these agencies will have 10 calendar days from the date the material is transmitted to notify the district engineer via telephone, facsimile transmission, or e-mail that they intend to provide substantive, site-specific comments. The comments must explain why the agency believes the adverse environmental effects will be more than minimal. If so contacted by an agency, the district engineer will wait an additional 15 calendar days before making a decision on the pre-construction notification. The district engineer will fully consider agency comments received within the specified time frame concerning the proposed activity's compliance with the terms and conditions of the NWPs, including the need for mitigation to ensure that the net adverse environmental effects of the proposed activity are no more than minimal. The district engineer will provide no response to the resource agency, except as provided below. The district engineer will indicate in the administrative record associated with each pre-construction notification that the resource agencies' concerns were considered. For NWP 37, the emergency watershed protection and rehabilitation activity may proceed immediately in cases where there is an unacceptable hazard to life or a significant loss of property or economic hardship will occur. The district engineer will consider any comments received to decide whether the NWP 37 authorization should be modified, suspended, or revoked in accordance with the procedures at 33 CFR 330.5.

(4) In cases of where the prospective permittee is not a Federal agency, the district engineer will provide a response to NMFS within 30 calendar days of receipt of any Essential Fish Habitat conservation recommendations, as required by section 305(b)(4)(B) of the Magnuson-Stevens Fishery Conservation and Management Act.

(5) Applicants are encouraged to provide the Corps with either electronic files or multiple copies of pre-construction notifications to expedite agency coordination.

D. District Engineer's Decision

1. In reviewing the PCN for the proposed activity, the district engineer will determine whether the activity authorized by the NWP will result in more than minimal individual or cumulative adverse environmental effects or may be contrary to the public interest. If a project proponent requests authorization by a specific NWP, the district engineer should issue the NWP verification for that activity if it meets the terms and conditions of that NWP, unless he or she determines, after considering mitigation, that the proposed activity will result in more than minimal individual and cumulative adverse effects on the aquatic environment and other aspects of the public interest and exercises discretionary authority to require an individual permit for the proposed activity. For a linear project, this determination will include an evaluation of the single and complete crossings of waters of the United States that require PCNs to determine whether they individually satisfy the terms and conditions of the NWP(s), as well as the cumulative effects caused by all of the crossings of waters of the United States authorized by an NWP. If an applicant requests a waiver of an applicable limit, as provided for in NWPs 13, 36, or 54, the district engineer will only grant the waiver upon a written determination that the NWP activity will result in only minimal individual and cumulative adverse environmental effects.

2. When making minimal adverse environmental effects determinations the district engineer will consider the direct and indirect effects caused by the NWP activity. He or she will also consider the cumulative adverse environmental effects caused by activities authorized by an NWP and whether those cumulative adverse environmental effects are no more than minimal. The district engineer will also consider site specific factors, such as the environmental setting in the vicinity of the

NWP activity, the type of resource that will be affected by the NWP activity, the functions provided by the aquatic resources that will be affected by the NWP activity, the degree or magnitude to which the aquatic resources perform those functions, the extent that aquatic resource functions will be lost as a result of the NWP activity (e.g., partial or complete loss), the duration of the adverse effects (temporary or permanent), the importance of the aquatic resource functions to the region (e.g., watershed or ecoregion), and mitigation required by the district engineer. If an appropriate functional or condition assessment method is available and practicable to use, that assessment method may be used by the district engineer to assist in the minimal adverse environmental effects determination. The district engineer may add case-specific special conditions to the NWP authorization to address site-specific environmental concerns.

3. If the proposed activity requires a PCN and will result in a loss of greater than 1/10-acre of wetlands or 3/100-acre of stream bed, the prospective permittee should submit a mitigation proposal with the PCN. Applicants may also propose compensatory mitigation for NWP activities with smaller impacts, or for impacts to other types of waters. The district engineer will consider any proposed compensatory mitigation or other mitigation measures the applicant has included in the proposal in determining whether the net adverse environmental effects of the proposed activity are no more than minimal. The compensatory mitigation proposal may be either conceptual or detailed. If the district engineer determines that the activity complies with the terms and conditions of the NWP and that the adverse environmental effects are no more than minimal, after considering mitigation, the district engineer will notify the permittee and include any activity-specific conditions in the NWP verification the district engineer deems necessary. Conditions for compensatory mitigation requirements must comply with the appropriate provisions at 33 CFR 332.3(k). The district engineer must approve the final mitigation plan before the permittee commences work in waters of the United States, unless the district engineer determines that prior approval of the final mitigation plan is not

practicable or not necessary to ensure timely completion of the required compensatory mitigation. If the prospective permittee elects to submit a compensatory mitigation plan with the PCN, the district engineer will expeditiously review the proposed compensatory mitigation plan. The district engineer must review the proposed compensatory mitigation plan within 45 calendar days of receiving a complete PCN and determine whether the proposed mitigation would ensure that the NWP activity results in no more than minimal adverse environmental effects. If the net adverse environmental effects of the NWP activity (after consideration of the mitigation proposal) are determined by the district engineer to be no more than minimal, the district engineer will provide a timely written response to the applicant. The response will state that the NWP activity can proceed under the terms and conditions of the NWP, including any activity-specific conditions added to the NWP authorization by the district engineer.

4. If the district engineer determines that the adverse environmental effects of the proposed activity are more than minimal, then the district engineer will notify the applicant either: (a) that the activity does not qualify for authorization under the NWP and instruct the applicant on the procedures to seek authorization under an individual permit; (b) that the activity is authorized under the NWP subject to the applicant's submission of a mitigation plan that would reduce the adverse environmental effects so that they are no more than minimal; or (c) that the activity is authorized under the NWP with specific modifications or conditions. Where the district engineer determines that mitigation is required to ensure no more than minimal adverse environmental effects, the activity will be authorized within the 45-day PCN period (unless additional time is required to comply with general conditions 18, 20, and/or 31), with activity-specific conditions that state the mitigation requirements. The authorization will include the necessary conceptual or detailed mitigation plan or a requirement that the applicant submit a mitigation plan that would reduce the adverse environmental effects so that they are no more than minimal. When compensatory mitigation is required, no

work in waters of the United States may occur until the district engineer has approved a specific mitigation plan or has determined that prior approval of a final mitigation plan is not practicable or not necessary to ensure timely completion of the required compensatory mitigation.

E. Further Information

1. District engineers have authority to determine if an activity complies with the terms and conditions of an NWP.
2. NWPs do not obviate the need to obtain other federal, state, or local permits, approvals, or authorizations required by law.
3. NWPs do not grant any property rights or exclusive privileges.
4. NWPs do not authorize any injury to the property or rights of others.
5. NWPs do not authorize interference with any existing or proposed Federal project (see general condition 31).

F. Nationwide Permit Definitions

Best management practices (BMPs): Policies, practices, procedures, or structures implemented to mitigate the adverse environmental effects on surface water quality resulting from development. BMPs are categorized as structural or non-structural.

Compensatory mitigation: The restoration (re-establishment or rehabilitation), establishment (creation), enhancement, and/or in certain circumstances preservation of aquatic resources for the purposes of offsetting unavoidable adverse impacts which remain after all appropriate and practicable avoidance and minimization has been achieved.

Currently serviceable: Useable as is or with some maintenance, but not so degraded as to essentially require reconstruction.

Direct effects: Effects that are caused by the activity and occur at the same time and place.

Discharge: The term “discharge” means any discharge of dredged or fill material into waters of the United States.

Ecological reference: A model used to plan and design an aquatic habitat and riparian area restoration, enhancement, or establishment activity under NWP 27. An ecological reference may be based on the structure, functions, and dynamics of an aquatic habitat type or a riparian area type that currently exists in the region where the proposed NWP 27 activity is located. Alternatively, an ecological reference may be based on a conceptual model for the aquatic habitat type or riparian area type to be restored, enhanced, or established as a result of the proposed NWP 27 activity. An ecological reference takes into account the range of variation of the aquatic habitat type or riparian area type in the region.

Enhancement: The manipulation of the physical, chemical, or biological characteristics of an aquatic resource to heighten, intensify, or improve a specific aquatic resource function(s). Enhancement results in the gain of selected aquatic resource function(s), but may also lead to a decline in other aquatic resource function(s). Enhancement does not result in a gain in aquatic resource area.

Establishment (creation): The manipulation of the physical, chemical, or biological characteristics present to develop an aquatic resource that did not previously exist at an upland site. Establishment results in a gain in aquatic resource area.

High Tide Line: The line of intersection of the land with the water’s surface at the maximum height reached by a rising tide. The high tide line may be determined, in the absence of actual data, by a line of oil or scum along shore objects, a more or less continuous deposit of fine shell or debris on the foreshore or berm, other physical markings or characteristics, vegetation lines, tidal gages, or other suitable means that delineate the general height reached by a rising tide. The line encompasses spring high tides and other high tides that occur with periodic frequency but does not include storm surges in which there is a departure from the normal or predicted reach of the tide due to the piling up of

water against a coast by strong winds such as those accompanying a hurricane or other intense storm.

Historic Property: Any prehistoric or historic district, site (including archaeological site), building, structure, or other object included in, or eligible for inclusion in, the National Register of Historic Places maintained by the Secretary of the Interior. This term includes artifacts, records, and remains that are related to and located within such properties. The term includes properties of traditional religious and cultural importance to an Indian tribe or Native Hawaiian organization and that meet the National Register criteria (36 CFR part 60).

Independent utility: A test to determine what constitutes a single and complete non-linear project in the Corps Regulatory Program. A project is considered to have independent utility if it would be constructed absent the construction of other projects in the project area. Portions of a multi-phase project that depend upon other phases of the project do not have independent utility. Phases of a project that would be constructed even if the other phases were not built can be considered as separate single and complete projects with independent utility.

Indirect effects: Effects that are caused by the activity and are later in time or farther removed in distance, but are still reasonably foreseeable.

Loss of waters of the United States: Waters of the United States that are permanently adversely affected by filling, flooding, excavation, or drainage because of the regulated activity. The loss of stream bed includes the acres of stream bed that are permanently adversely affected by filling or excavation because of the regulated activity. Permanent adverse effects include permanent discharges of dredged or fill material that change an aquatic area to dry land, increase the bottom elevation of a waterbody, or change the use of a waterbody. The acreage of loss of waters of the United States is a threshold measurement of the impact to jurisdictional waters or wetlands for determining whether a project may qualify for an NWP; it is not

a net threshold that is calculated after considering compensatory mitigation that may be used to offset losses of aquatic functions and services. Waters of the United States temporarily filled, flooded, excavated, or drained, but restored to pre-construction contours and elevations after construction, are not included in the measurement of loss of waters of the United States. Impacts resulting from activities that do not require Department of the Army authorization, such as activities eligible for exemptions under section 404(f) of the Clean Water Act, are not considered when calculating the loss of waters of the United States.

Navigable waters: Waters subject to section 10 of the Rivers and Harbors Act of 1899. These waters are defined at 33 CFR part 329.

Non-tidal wetland: A non-tidal wetland is a wetland that is not subject to the ebb and flow of tidal waters. Non-tidal wetlands contiguous to tidal waters are located landward of the high tide line (i.e., spring high tide line).

Open water: For purposes of the NWP, an open water is any area that in a year with normal patterns of precipitation has water flowing or standing above ground to the extent that an ordinary high water mark can be determined. Aquatic vegetation within the area of flowing or standing water is either non-emergent, sparse, or absent. Vegetated shallows are considered to be open waters. Examples of “open waters” include rivers, streams, lakes, and ponds.

Ordinary High Water Mark: The term ordinary high water mark means that line on the shore established by the fluctuations of water and indicated by physical characteristics such as a clear, natural line impressed on the bank, shelving, changes in the character of soil, destruction of terrestrial vegetation, the presence of litter and debris, or other appropriate means that consider the characteristics of the surrounding areas.

Perennial stream: A perennial stream has surface water flowing continuously year-round during a typical year.

Practicable: Available and capable of being done after taking into consideration cost, existing technology, and logistics in light of overall project purposes.

Pre-construction notification: A request submitted by the project proponent to the Corps for confirmation that a particular activity is authorized by nationwide permit. The request may be a permit application, letter, or similar document that includes information about the proposed work and its anticipated environmental effects. Pre-construction notification may be required by the terms and conditions of a nationwide permit, or by regional conditions. A pre-construction notification may be voluntarily submitted in cases where pre-construction notification is not required and the project proponent wants confirmation that the activity is authorized by nationwide permit.

Preservation: The removal of a threat to, or preventing the decline of, aquatic resources by an action in or near those aquatic resources. This term includes activities commonly associated with the protection and maintenance of aquatic resources through the implementation of appropriate legal and physical mechanisms. Preservation does not result in a gain of aquatic resource area or functions.

Re-establishment: The manipulation of the physical, chemical, or biological characteristics of a site with the goal of returning natural/historic functions to a former aquatic resource. Re-establishment results in rebuilding a former aquatic resource and results in a gain in aquatic resource area and functions.

Rehabilitation: The manipulation of the physical, chemical, or biological characteristics of a site with the goal of repairing natural/historic functions to a degraded aquatic resource. Rehabilitation results in a gain in aquatic resource function, but does not result in a gain in aquatic resource area.

Restoration: The manipulation of the physical, chemical, or biological characteristics of a site with the goal of returning natural/historic functions to a former or degraded aquatic resource. For

the purpose of tracking net gains in aquatic resource area, restoration is divided into two categories: re-establishment and rehabilitation.

Riffle and pool complex: Riffle and pool complexes are special aquatic sites under the 404(b)(1) Guidelines. Riffle and pool complexes sometimes characterize steep gradient sections of streams. Such stream sections are recognizable by their hydraulic characteristics. The rapid movement of water over a coarse substrate in riffles results in a rough flow, a turbulent surface, and high dissolved oxygen levels in the water. Pools are deeper areas associated with riffles. A slower stream velocity, a streaming flow, a smooth surface, and a finer substrate characterize pools.

Riparian areas: Riparian areas are lands next to streams, lakes, and estuarine-marine shorelines. Riparian areas are transitional between terrestrial and aquatic ecosystems, through which surface and subsurface hydrology connects riverine, lacustrine, estuarine, and marine waters with their adjacent wetlands, non-wetland waters, or uplands. Riparian areas provide a variety of ecological functions and services and help improve or maintain local water quality. (See general condition 23.)

Shellfish seeding: The placement of shellfish seed and/or suitable substrate to increase shellfish production. Shellfish seed consists of immature individual shellfish or individual shellfish attached to shells or shell fragments (i.e., spat on shell). Suitable substrate may consist of shellfish shells, shell fragments, or other appropriate materials placed into waters for shellfish habitat.

Single and complete linear project: A linear project is a project constructed for the purpose of getting people, goods, or services from a point of origin to a terminal point, which often involves multiple crossings of one or more waterbodies at separate and distant locations. The term “single and complete project” is defined as that portion of the total linear project proposed or accomplished by one owner/developer or partnership or other association of owners/developers that includes all crossings of a single water of

the United States (i.e., a single waterbody) at a specific location. For linear projects crossing a single or multiple waterbodies several times at separate and distant locations, each crossing is considered a single and complete project for purposes of NWP authorization. However, individual channels in a braided stream or river, or individual arms of a large, irregularly shaped wetland or lake, etc., are not separate waterbodies, and crossings of such features cannot be considered separately.

Single and complete non-linear project: For non-linear projects, the term “single and complete project” is defined at 33 CFR 330.2(i) as the total project proposed or accomplished by one owner/developer or partnership or other association of owners/developers. A single and complete non-linear project must have independent utility (see definition of “independent utility”). Single and complete non-linear projects may not be “piecemealed” to avoid the limits in an NWP authorization.

Stormwater management: Stormwater management is the mechanism for controlling stormwater runoff for the purposes of reducing downstream erosion, water quality degradation, and flooding and mitigating the adverse effects of changes in land use on the aquatic environment.

Stormwater management facilities: Stormwater management facilities are those facilities, including but not limited to, stormwater retention and detention ponds and best management practices, which retain water for a period of time to control runoff and/or improve the quality (i.e., by reducing the concentration of nutrients, sediments, hazardous substances and other pollutants) of stormwater runoff.

Stream bed: The substrate of the stream channel between the ordinary high water marks. The substrate may be bedrock or inorganic particles that range in size from clay to boulders. Wetlands contiguous to the stream bed, but outside of the ordinary high water marks, are not considered part of the stream bed.

Stream channelization: The manipulation of a stream’s course, condition, capacity, or location that causes more than minimal

interruption of normal stream processes. A channelized jurisdictional stream remains a water of the United States.

Structure: An object that is arranged in a definite pattern of organization. Examples of structures include, without limitation, any pier, boat dock, boat ramp, wharf, dolphin, weir, boom, breakwater, bulkhead, revetment, riprap, jetty, artificial island, artificial reef, permanent mooring structure, power transmission line, permanently moored floating vessel, piling, aid to navigation, or any other manmade obstacle or obstruction.

Tidal wetland: A tidal wetland is a jurisdictional wetland that is inundated by tidal waters. Tidal waters rise and fall in a predictable and measurable rhythm or cycle due to the gravitational pulls of the moon and sun. Tidal waters end where the rise and fall of the water surface can no longer be practically measured in a predictable rhythm due to masking by other waters, wind, or other effects. Tidal wetlands are located channelward of the high tide line.

Tribal lands: Any lands title to which is either: 1) held in trust by the United States for the benefit of any Indian tribe or individual; or 2) held by any Indian tribe or individual subject to restrictions by the United States against alienation.

Tribal rights: Those rights legally accruing to a tribe or tribes by virtue of inherent sovereign authority, unextinguished aboriginal title, treaty, statute, judicial decisions, executive order or agreement, and that give rise to legally enforceable remedies.

Vegetated shallows: Vegetated shallows are special aquatic sites under the 404(b)(1) Guidelines. They are areas that are permanently inundated and under normal circumstances have rooted aquatic vegetation, such as seagrasses in marine and estuarine systems and a variety of vascular rooted plants in freshwater systems.

Waterbody: For purposes of the NWPs, a waterbody is a “water of the United States.” If a wetland is adjacent to a waterbody determined to be a water of the United

States, that waterbody and any adjacent wetlands are considered together as a single aquatic unit (see 33 CFR 328.4(c)(2)).

2021 KENTUCKY REGIONAL GENERAL CONDITIONS

These regional conditions are in addition to, but do not supersede, the requirements in the Federal Register (See volume 86, date January 13, 2021, pp 2867-2874 for the text of Section C, General Conditions).

Notifications for all Nationwide Permits (NWP) shall be in accordance with General Condition No. 32.

1. For activities that would result in a loss of Outstanding State or National Resource Waters (OSNRWs), Exceptional Waters (EWs), Coldwater Aquatic Habitat Waters (CAHs) and waters with Designated Critical Habitat (DCH) under the Endangered Species Act for the NWP listed below, a Pre-Construction Notification (PCN) will be required to the Corps. The Corps will coordinate with the appropriate resource agencies (see attached list) on these NWP for impacts to these waters.

NWP 3 (Maintenance)

NWP 4 (Fish and Wildlife Harvesting, Enhancement, and Attraction Devices and Activities)

NWP 5 (Scientific Measurement Devices)

NWP 6 (Survey Activities)

NWP 12 (Oil or Natural Gas Pipeline Activities)

NWP 13 (Bank Stabilization)

NWP 14 (Linear Transportation Projects)

NWP 15 (U.S. Coast Guard Approved Bridges)

NWP 16 (Return Water from Upland Contained Disposal Areas)

NWP 17 (Hydropower Projects)

NWP 18 (Minor Discharges)

NWP 19 (Minor Dredging)

NWP 20 (Response Operations for Oil or Hazardous Substances)

NWP 22 (Removal of Vessels)

NWP 23 (Approved Categorical Exclusions)

NWP 25 (Structural Discharges)

NWP 30 (Moist Soil Management for Wildlife)

NWP 32 (Completed Enforcement Actions)

NWP 33 (Temporary Construction, Access, and Dewatering)

NWP 36 (Boat Ramps)

NWP 41 (Reshaping Existing Drainage Ditches)

NWP 51 (Land-Based Renewable Energy Generation Facilities)

NWP 57 (Electric Utility Line and Telecommunications Activities)

NWP 58 (Utility Line Activities for Water and Other Substances)

2. In addition to the notification and agency coordination requirements in the NWP, for impacts greater than 0.25 acres in all “waters of the U.S.” for the NWP listed below, a PCN will be required to the Corps. The Corps will coordinate with the appropriate resource agencies (see attached list) on these NWP:

NWP 3 (Maintenance)
NWP 14 (Linear Transportation Projects)

3. Nationwide Permit No. 14 – Linear Transportation Projects.

- (a) New road alignments or realignments are limited to a permanent loss of 500 linear feet of intermittent or perennial stream length or the stream bed acreages listed in the table below at each crossing. Road crossings with permanent losses greater than 500 linear feet of intermittent or perennial stream or the stream bed acreages listed in the table below associated with new alignments or realignments will be evaluated as an individual permit (i.e., a Letter of Permission or Standard Permit).

Table of Acreages at Varying Stream Widths for 500 Linear Feet of Impact	
Stream Width (Feet)	Acres of Stream at Varying Widths for 500 Linear Feet of Stream
1	0.011
2	0.023
3	0.034
4	0.046
5	0.057
6	0.069
7	0.080
8	0.092
9	0.103
10	0.115

- (b) In addition to the notification requirements contained in NWP 14, the permittee must submit a PCN to the district engineer prior to commencing the activity for the permanent loss of greater than 300 linear feet of stream bed or the stream bed acreages listed in the table below. (See General Condition 32 and the definition of "loss of waters of the United States" in the Nationwide Permits for further information.)

Table of Acreages at Varying Stream Widths for 300 Linear Feet of Impact	
Stream Width (Feet)	Acres of Stream at Varying Widths for 300 Linear Feet of Stream
1	0.007
2	0.014
3	0.021
4	0.028
5	0.034
6	0.041
7	0.048
8	0.055
9	0.062
10	0.069

4. Notification in accordance with General Condition 32 is required to the Corps for all activities located in the following Section 10 waterways, to include the portion of their tributaries below the Ordinary High Water Mark or navigation pool, or otherwise subject to inundation, by the Section 10 waterway:
 - Mississippi River
 - Ohio River
 - Licking River
 - Kentucky River
 - Salt River
 - Green River
 - Cumberland River
 - Tennessee River
 - Big Sandy River (from mouth to Louisa, KY)
5. All applications and requests should be submitted electronically. To submit applications or other requests electronically, all documents should be saved as a PDF document, and then submitted as an attachment in an email to the following email address:

CELRL.Door.To.The.Corps@usace.army.mil

Your email should include the following:

- a) Subject Line with the name of the applicant, type of request, and location (County and State). Example: RE: Doe, John, DA Permit Application, Jefferson County, KY
- b) Brief description of the request and contact information (phone number, mailing address, and email address) for the applicant and/or their agent.

c) Project Location: Address and Latitude/Longitude in decimal degrees (e.g. 42.927883, -88.362576).

All forms that require signature must be digitally signed or signed manually, scanned and then sent electronically.

Electronic documents must have sufficient resolution to show project details. In order to have the highest quality documents, the original digital documents should be converted to PDF rather than providing scanned copies of original documents.

The electronic application and attached documents must not exceed 10 megabytes (10MB).

6. For all activities, the applicant shall review the U.S. Fish and Wildlife Service's IPaC website: <http://ecos.fws.gov/ipac> to determine if the activity might affect threatened and/or endangered species or designated critical habitat. If federally-listed species or designated critical habitat are identified, a PCN in accordance with General Condition 18 and 32 would be triggered and the official species list generated from the IPaC website must be submitted with the PCN.

Further information:

Outstanding State or National Resource Water (OSNRWs), Exceptional Waters (EWs), and Coldwater Aquatic Habitat Waters (CAHs) are waters designated by the Commonwealth of Kentucky, Natural Resources and Environmental Protection Cabinet. The list can be found at the following link: <http://eppcapp.ky.gov/spwaters/>

Designated Critical Habitat (DCH) under the Endangered Species Act is determined within the Commonwealth of Kentucky by the U.S. Fish and Wildlife Service. The current list of Kentucky's Threatened, Endangered, and Federal Candidate Species can be found at the following link: <http://www.fws.gov/frankfort/EndangeredSpecies.html>

Information on Pre-Construction Notification (PCN) can be found at NWP General Condition No. 32 in the Federal Register (See volume 86, date January 13, 2021, pp 2867-2874 for the text of Section C, General Conditions).

COORDINATING RESOURCE AGENCIES

Chief, Wetlands Regulatory Section
U.S. Environmental Protection Agency
Region IV
Atlanta Federal Center
61 Forsyth Street, SW
Atlanta, Georgia 30303

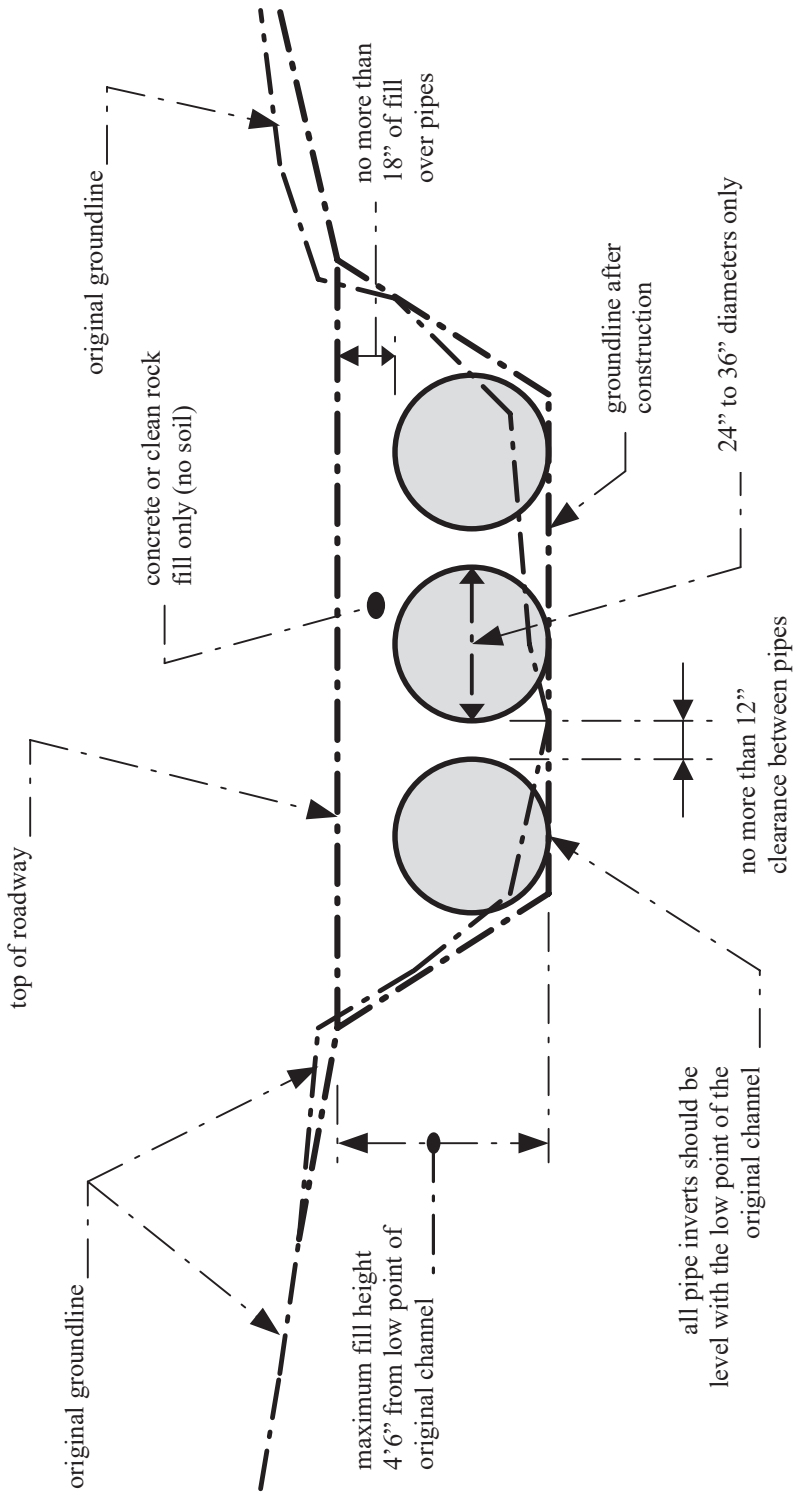
Supervisor
U.S. Fish & Wildlife Service
JC Watts Federal Building, Room 265
330 West Broadway
Frankfort, Kentucky 40601

Supervisor
401 Water Quality Certification
Kentucky Division of Water
300 Sower Boulevard, 3rd Floor
Frankfort, KY 40601

Commissioner
Department of Fish and Wildlife Resources
#1 Sportsman's Lane
Frankfort, KY 40601

Executive Director and State Historic Preservation Officer
Kentucky Heritage Council
410 High Street
Frankfort, KY 40601

ATTACHMENT 1



NOTES:

1. This is a conceptual drawing. The number and size of pipes and other details will vary depending on specific site conditions.
2. The pipes and backfill must be contained within the stream channel as shown above. During the construction of the approaches and access roadway across the floodplain, unstable and unconsolidated materials unsuitable for roadways may be excavated and replaced with riprap, crushed stone, or other stable road construction materials. This may only be done, however, with the following provisions: (1) the disposal of excess, unconsolidated materials thus excavated must be outside of the floodplain and (2) the finished surface of the completed road may be no more than three inches (3") above the pre-construction surface of the floodplain at any point beyond the top of banks.

LOW-WATER CROSSING

STANDARD DRAWING
Not to Scale

KyTC BMP Plan for Project CID ## - #####



Kentucky Transportation Cabinet

Highway District 7 (1)

And

_____ (2), Construction

Kentucky Pollutant Discharge Elimination System

Permit KYR10

Best Management Practices (BMP) plan

Groundwater protection plan

For Highway Construction Activities

For

I-64 / I-75 Widening from MP 111 to MP 112.90 (1)

Project: CID ## - #####

KyTC BMP Plan for Project CID ## -

Project information

Note – (1) = Design (2) = Construction (3) = Contractor

1. Owner – Kentucky Transportation Cabinet, District 7 (1)
2. Resident Engineer: (2)
3. Contractor name: (2)
Address: (2)

Phone number: (2)
Contact: (2)
Contractors agent responsible for compliance with the KPDES permit requirements (3):
4. Project Control Number (2)
5. Route: I-64/I-75 (1)
6. Latitude/Longitude (project mid-point): 38/03/59 North, 84/26/42 West (1)
7. County (project mid-point): Fayette (1)
8. Project start date (date work will begin): (2)
9. Projected completion date: (2)

KyTC BMP Plan for Project CID ## -

A. Site description:

1. Nature of Construction Activity: Grade, Drain, and Surfacing (1)
2. Order of major soil disturbing activities (2) and (3)
3. Projected volume of material to be moved: 105,959 CY of Excavation
87,494 CY of Embankment (1)
4. Estimate of total project area: 26 acres (1)
5. Estimate of area to be disturbed: 26 acres (1)
6. Post construction runoff coefficient will be included in the project drainage folder. Persons needing information pertaining to the runoff coefficient will contact the resident engineer to request this information.(1)
7. Data describing existing soil condition: The soil testing showed the soil types for the project to be silty and sandy clays (SC, ML, CL, MH, and CH in the Unified Soil Classification System). It should be noted that the soils on this project are very moisture sensitive. (1) & (2)
8. Data describing existing discharge water quality (if any) (1) & (2)
9. Receiving water name: North Elkhorn Creek (1)
10. TMDLs and Pollutants of Concern in Receiving Waters: (1 DEA)
11. Site map – Project layout sheet plus the erosion control sheets in the project plans that depict Disturbed Drainage Areas (DDAs) and related information. These sheets depict the existing project conditions with areas delineated by DDA (drainage area bounded by watershed breaks and right of way limits), the storm water discharge locations (either as a point discharge or as overland flow) and the areas that drain to each discharge point. These plans define the limits of areas to be disturbed and the location of control measures. Controls will be either site specific as designated by the designer or will be annotated by the contractor and resident engineer before disturbance commences. The project layout sheet shows the surface waters and wetlands.
12. Potential sources of pollutants:

KyTC BMP Plan for Project CID ## -

The primary source of pollutants is solids that are mobilized during storm events. Other sources of pollutants include oil/fuel/grease from servicing and operating construction equipment, concrete washout water, sanitary wastes and trash/debris. (3)

B. Sediment and Erosion Control Measures:

1. Plans for highway construction projects will include erosion control sheets that depict Disturbed Drainage Areas (DDAs) and related information. These plan sheets will show the existing project conditions with areas delineated by DDA within the right of way limits, the discharge points and the areas that drain to each discharge point. Project managers and designers will analyze the DDAs and identify Best Management Practices (BMPs) that are site specific. The balance of the BMPs for the project will be listed in the bid documents for selection and use by the contractor on the project with approval by the resident engineer.

Projects that do not have DDAs annotated on the erosion control sheets will employ the same concepts for development and managing BMP plans.

2. Following award of the contract, the contractor and resident engineer will annotate the erosion control sheets showing location and type of BMPs for each of the DDAs that will be disturbed at the outset of the project. This annotation will be accompanied by an order of work that reflects the order or sequence of major soil moving activities. The remaining DDAs are to be designated as "Do Not Disturb" until the contractor and resident engineer prepare the plan for BMPs to be employed. The initial BMP's shall be for the first phase (generally Clearing and Grubbing) and shall be modified as needed as the project changes phases. The BMP Plan will be modified to reflect disturbance in additional DDA's as the work progresses. All DDA's will have adequate BMP's in place before being disturbed.
3. As DDAs are prepared for construction, the following will be addressed for the project as a whole or for each DDA as appropriate:
 - Construction Access – This is the first land-disturbing activity. As soon as construction begins, bare areas will be stabilized with gravel and temporary mulch and/or vegetation.
 - At the beginning of the project, all DDAs for the project will be inspected for areas that are a source of storm water pollutants.

KyTC BMP Plan for Project CID ## -

Areas that are a source of pollutants will receive appropriate cover or BMPs to arrest the introduction of pollutants into storm water. Areas that have not been opened by the contractor will be inspected periodically (once per month) to determine if there is a need to employ BMPs to keep pollutants from entering storm water.

- Clearing and Grubbing – The following BMP's will be considered and used where appropriate.
 - Leaving areas undisturbed when possible.
 - Silt basins to provide silt volume for large areas.
 - Silt Traps Type A for small areas.
 - Silt Traps Type C in front of existing and drop inlets which are to be saved
 - Diversion ditches to catch sheet runoff and carry it to basins or traps or to divert it around areas to be disturbed.
 - Brush and/or other barriers to slow and/or divert runoff.
 - Silt fences to catch sheet runoff on short slopes. For longer slopes, multiple rows of silt fence may be considered.
 - Temporary Mulch for areas which are not feasible for the fore mentioned types of protections.
 - Non-standard or innovative methods.
- Cut & Fill and placement of drainage structures - The BMP Plan will be modified to show additional BMP's such as:
 - Silt Traps Type B in ditches and/or drainways as they are completed
 - Silt Traps Type C in front of pipes after they are placed
 - Channel Lining
 - Erosion Control Blanket
 - Temporary mulch and/or seeding for areas where construction activities will be ceased for 21 days or more.
 - Non-standard or innovative methods
- Profile and X-Section in place – The BMP Plan will be modified to show elimination of BMP's which had to be removed and the addition of new BMP's as the roadway was shaped. Probably changes include:
 - Silt Trap Type A, Brush and/or other barriers, Temporary Mulch, and any other BMP which had to be removed for final grading to take place.
 - Additional Silt Traps Type B and Type C to be placed as final drainage patterns are put in place.
 - Additional Channel Lining and/or Erosion Control Blanket.
 - Temporary Mulch for areas where Permanent Seeding and Protection cannot be done within 21 days.
 - Special BMP's such as Karst Policy

KyTC BMP Plan for Project CID ## -

- Finish Work (Paving, Seeding, Protect, etc.) – A final BMP Plan will result from modifications during this phase of construction. Probably changes include:
 - Removal of Silt Traps Type B from ditches and drainways if they are protected with other BMP's which are sufficient to control erosion, i.e. Erosion Control Blanket or Permanent Seeding and Protection on moderate grades.
 - Permanent Seeding and Protection
 - Placing Sod
 - Planting trees and/or shrubs where they are included in the project
- BMP's including Storm Water Management Devices such as velocity dissipation devices and Karst policy BMP's to be installed during construction to control the pollutants in storm water discharges that will occur after construction has been completed are : None (1)

C. Other Control Measures

1. No solid materials, including building materials, shall be discharged to waters of the commonwealth, except as authorized by a Section 404 permit.
2. Waste Materials

All waste materials that may leach pollutants (paint and paint containers, caulk tubes, oil/grease containers, liquids of any kind, soluble materials, etc.) will be collected and stored in appropriate covered waste containers. Waste containers shall be removed from the project site on a sufficiently frequent basis as to not allow wastes to become a source of pollution. All personnel will be instructed regarding the correct procedure for waste disposal. Wastes will be disposed in accordance with appropriate regulations. Notices stating these practices will be posted in the office.

3. Hazardous Waste

All hazardous waste materials will be managed and disposed of in the manner specified by local or state regulation. The contractor shall notify the Section Engineer if there any hazardous wastes being generated at the project site and how these wastes are being managed. Site personnel will be instructed with regard to proper storage and handling of hazardous wastes when required. The Transportation Cabinet will file for generator, registration when appropriate, with the Division of Waste Management and advise the contractor regarding waste management requirements.

KyTC BMP Plan for Project CID ## -

4. Spill Prevention

The following material management practices will be used to reduce the risk of spills or other exposure of materials and substances to the weather and/or runoff.

➤ **Good Housekeeping:**

The following good housekeeping practices will be followed onsite during the construction project.

- An effort will be made to store only enough product required to do the job
- All materials stored onsite will be stored in a neat, orderly manner in their appropriate containers and, if possible, under a roof or other enclosure
- Products will be kept in their original containers with the original manufacturer's label
- Substances will not be mixed with one another unless recommended by the manufacturer
- Whenever possible, all of the product will be used up before disposing of the container
- Manufacturers' recommendations for proper use and disposal will be followed
- The site contractor will inspect daily to ensure proper use and disposal of materials onsite

➤ **Hazardous Products:**

These practices will be used to reduce the risks associated with any and all hazardous materials.

- Products will be kept in original containers unless they are not resealable
- Original labels and material safety data sheets (MSDS) will be reviewed and retained
- Contractor will follow procedures recommended by the manufacturer when handling hazardous materials
- If surplus product must be disposed of, manufacturers' or state/local recommended methods for proper disposal will be followed

The following product-specific practices will be followed onsite:

➤ **Petroleum Products:**

KyTC BMP Plan for Project CID ## -

Vehicles and equipment that are fueled and maintained on site will be monitored for leaks, and receive regular preventative maintenance to reduce the chance of leakage. Petroleum products onsite will be stored in tightly sealed containers, which are clearly labeled and will be protected from exposure to weather.

The contractor shall prepare an Oil Pollution Spill Prevention Control and Countermeasure plan when the project that involves the storage of petroleum products in 55 gallon or larger containers with a total combined storage capacity of 1,320 gallons. This is a requirement of 40 CFR 112.

This project (will / will not) (3) have over 1,320 gallons of petroleum products with a total capacity, sum of all containers 55 gallon capacity and larger.

➤ **Fertilizers:**

Fertilizers will be applied at rates prescribed by the contract, standard specifications or as directed by the resident engineer. Once applied, fertilizer will be covered with mulch or blankets or worked into the soil to limit exposure to storm water. Storage will be in a covered shed. The contents of any partially used bags of fertilizer will be transferred to a sealable plastic bin to avoid spills.

➤ **Paints:**

All containers will be tightly sealed and stored indoors or under roof when not being used. Excess paint or paint wash water will not be discharged to the drainage or storm sewer system but will be properly disposed of according to manufacturers' instructions or state and local regulations.

➤ **Concrete Truck Washout:**

Concrete truck mixers and chutes will not be washed on pavement, near storm drain inlets, or within 75 feet of any ditch, stream, wetland, lake, or sinkhole. Where possible, excess concrete and wash water will be discharged to areas prepared for pouring new concrete, flat areas to be paved that are away from ditches or drainage system features, or other locations that will not drain off site. Where this approach is not possible, a shallow earthen wash basin will be excavated away from ditches to receive the wash water

➤ **Spill Control Practices**

In addition to the good housekeeping and material management practices discussed in the previous sections of this plan, the following practices will be followed for spill prevention and cleanup:

KyTC BMP Plan for Project CID ## -

- Manufacturers' recommended methods for spill cleanup will be clearly posted. All personnel will be made aware of procedures and the location of the information and cleanup supplies.
- Materials and equipment necessary for spill cleanup will be kept in the material storage area. Equipment and materials will include as appropriate, brooms, dust pans, mops, rags, gloves, oil absorbents, sand, sawdust, and plastic and metal trash containers.
- All spills will be cleaned up immediately after discovery.
- The spill area will be kept well ventilated and personnel will wear appropriate protective clothing to prevent injury from contact with a hazardous substance.
- Spills of toxic or hazardous material will be reported to the appropriate state/local agency as required by KRS 224 and applicable federal law.
- The spill prevention plan will be adjusted as needed to prevent spills from reoccurring and improve spill response and cleanup.
- Spills of products will be cleaned up promptly. Wastes from spill clean up will be disposed in accordance with appropriate regulations.

D. Other State and Local Plans

This BMP plan shall include any requirements specified in sediment and erosion control plans, storm water management plans or permits that have been approved by other state or local officials. Upon submittal of the NOI, other requirements for surface water protection are incorporated by reference into and are enforceable under this permit (even if they are not specifically included in this BMP plan). This provision does not apply to master or comprehensive plans, non-enforceable guidelines or technical guidance documents that are not identified in a specific plan or permit issued for the construction site by state or local officials. (1)

E. Maintenance

1. The BMP plan shall include a clear description of the maintenance procedures necessary to keep the control measures in good and effective operating condition.
- Maintenance of BMPs during construction shall be a result of weekly and post rain event inspections with action being taken by the contractor to correct deficiencies.
 - Post Construction maintenance will be a function of normal highway maintenance operations. Following final project acceptance by the cabinet, district highway crews will be responsible for identification and correction of deficiencies regarding ground cover and cleaning of storm water BMPs. The project manager shall identify any BMPs that will be for

KyTC BMP Plan for Project CID ## -

the purpose of post construction storm water management with specific guidance for any non-routine maintenance. (1)

F. Inspections

Inspection and maintenance practices that will be used to maintain erosion and sediment controls:

- All erosion prevention and sediment control measures will be inspected at least once each week and following any rain of one-half inch or more.
- Inspections will be conducted by individuals that have successfully completed the KEPSC-RI course as required by Section 213.02.02 of the Standard Specifications for Road and Bridge Construction, current edition.
- Inspection reports will be written, signed, dated, and kept on file.
- Areas at final grade will be seeded and mulched within 14 days.
- Areas that are not at final grade where construction has ceased for a period of 21 days or longer and soil stock piles shall receive temporary mulch no later than 14 days from the last construction activity in that area.
- All measures will be maintained in good working order; if a repair is necessary, it will be initiated within 24 hours of being reported.
- Built-up sediment will be removed from behind the silt fence before it has reached halfway up the height of the fence.
- Silt fences will be inspected for bypassing, overtopping, undercutting, depth of sediment, tears, and to ensure attachment to secure posts.
- Sediment basins will be inspected for depth of sediment, and built-up sediment will be removed when it reaches 50 percent of the design capacity and at the end of the job.
- Diversion dikes and berms will be inspected and any breaches promptly repaired. Areas that are eroding or scouring will be repaired and re-seeded / mulched as needed.
- Temporary and permanent seeding and mulching will be inspected for bare spots, washouts, and healthy growth. Bare or eroded areas will be repaired as needed.
- All material storage and equipment servicing areas that involve the management of bulk liquids, fuels, and bulk solids will be inspected weekly for conditions that represent a release or possible release of pollutants to the environment.

KyTC BMP Plan for Project CID ## -

G. Non – Storm Water discharges

It is expected that non-storm water discharges may occur from the site during the construction period. Examples of non-storm water discharges include:

- Water from water line flushings.
- Water form cleaning concrete trucks and equipment.
- Pavement wash waters (where no spills or leaks of toxic or hazardous materials have occurred).
- Uncontaminated groundwater and rain water (from dewatering during excavation).

All non-storm water discharges will be directed to the sediment basin or to a filter fence enclosure in a flat vegetated infiltration area or be filtered via another approved commercial product.

H. Groundwater Protection Plan (3)

This plan serves as the groundwater protection plan as required by 401 KAR 5:037.

- Contractors statement: (3)

The following activities, as enumerated by 401 KAR 5:037 Section 2 that require the preparation and implementation of a groundwater protection plan, will or may be may be conducted as part of this construction project:

_____ 2. (e) land treatment or land disposal of a pollutant;

_____ 2. (f) Storing, ..., or related handling of hazardous waste, solid waste or special waste, ..., in tanks, drums, or other containers, or in piles, (This does not include wastes managed in a container placed for collection and removal of municipal solid waste for disposal off site);

_____ 2. (g) Handling of materials in bulk quantities (equal or greater than 55 gallons or 100 pounds net dry weight transported held in an individual container) that, if released to the environment, would be a pollutant;

_____ 2. (j) Storing or related handling of road oils, dust suppressants,, at a central location;

KyTC BMP Plan for Project CID ## - #####

_____ 2. (k) Application or related handling of road oils, dust suppressants or deicing materials, (does not include use of chloride-based deicing materials applied to roads or parking lots);

_____ 2. (m) Installation, construction, operation, or abandonment of wells, bore holes, or core holes, (this does not include bore holes for the purpose of explosive demolition);

Or, check the following only if there are no qualifying activities

_____ There are no activities for this project as listed in 401 KAR 5:037 Section 2 that require the preparation and implementation of a groundwater protection plan.

The contractor is responsible for the preparation of a plan that addresses the

401 KAR 5:037 Section 3. (3) Elements of site specific groundwater protection plan:

- (a) General information about this project is covered in the Project information;
- (b) Activities that require a groundwater protection plan have been identified above;
- (c) Practices that will protect groundwater from pollution are addressed in section C. Other control measures.
- (d) Implementation schedule – all practices required to prevent pollution of groundwater are to be in place prior to conducting the activity;
- (e) Training is required as a part of the ground water protection plan. All employees of the contractor, sub-contractor and resident engineer personnel will be trained to understand the nature and requirements of this plan as they pertain to their job function(s). Training will be accomplished within one week of employment and annually thereafter. A record of training will be maintained by the contractor with a copy provide to the resident engineer.
- (f) Areas of the project and groundwater plan activities will be inspected as part of the weekly sediment and erosion control inspections
- (g) Certification (see signature page.)

Contractor and Resident Engineer Plan certification

The following certification applies to all parties that are signatory to this BMP plan:

I certify under penalty of law that this document and all attachments were prepared under my direction or supervision in accordance with a system designed to assure that qualified personnel properly gathered and evaluated the information submitted. Based on my inquiry of the person or persons who manage the system, or those persons directly responsible for gathering the information, the information submitted is, to the best of my knowledge and belief, true, accurate, and complete. I am aware that there are significant penalties for submitting false information, including the possibility of fine and imprisonment for knowing violations. Further, this plan complies with the requirements of 401 KAR 5:037. By this certification, the undersigned state that the individuals signing the plan have reviewed the terms of the plan and will implement its provisions as they pertain to ground water protection.

Resident Engineer and Contractor Certification:

(2) Resident Engineer signature

Signed _____ title _____,
Typed or printed name² signature

(3) Signed _____ title _____, _____
 Typed or printed name¹ _____ signature

1. Contractors Note: to be signed by a person who is the owner, a responsible corporate officer, a general partner or the proprietor or a person designated to have the authority to sign reports by such a person in accordance with 401 KAR 5:060 Section 9. This delegation shall be in writing to: Manager, KPDES Branch, Division of Water, 14 Reilly Road, Frankfort Kentucky 40601. Reference the Project Control Number (PCN) and KPDES number when one has been issued.

2. KyTC note: to be signed by the Chief District Engineer or a person designated to have the authority to sign reports by such a person (usually the resident engineer) in accordance with 401 KAR 5:060 Section 9. This delegation shall be in writing to: Manager, KPDES Branch, Division of Water, 14 Reilly Road, Frankfort Kentucky 40601 Reference the Project Control Number (PCN) and KPDES number when one has been issued.

KyTC BMP Plan for Project CID ## - #####

Sub-Contractor Certification

The following sub-contractor shall be made aware of the BMP plan and responsible for implementation of BMPs identified in this plan as follows:

Subcontractor

Name:
Address:
Address:

Phone:

The part of BMP plan this subcontractor is responsible to implement is:

I certify under penalty of law that I understand the terms and conditions of the general Kentucky Pollutant Discharge Elimination System permit that authorizes the storm water discharges, the BMP plan that has been developed to manage the quality of water to be discharged as a result of storm events associated with the construction site activity and management of non-storm water pollutant sources identified as part of this certification.

Signed _____ title _____, _____
Typed or printed name¹ signature

1. Sub Contractor Note: to be signed by a person who is the owner, a responsible corporate officer, a general partner or the proprietor or a person designated to have the authority to sign reports by such a person in accordance with 401 KAR 5:060 Section 9. This delegation shall be in writing to: Manager, KPDES Branch, Division of Water, 14 Reilly Road, Frankfort Kentucky 40601. Reference the Project Control Number (PCN) and KPDES number when one has been issued.



Andy Beshear
GOVERNOR

ENERGY AND ENVIRONMENT CABINET
DEPARTMENT FOR ENVIRONMENTAL PROTECTION

300 Sower Boulevard
Frankfort, Kentucky 40601
Phone: (502) 564-2150
Fax: 502-564-4245

Rebecca W. Goodman
SECRETARY

Anthony R. Hatton
COMMISSIONER

January 5, 2024

Kelly Baker
KYTC District 7
800 Newtown Ct
Lexington, KY 40512

Re: KYR10 Coverage Acknowledgment
KPDES No.: KYR10S033
Widening I-64 / I-75 Paris Pike-Southern Split
Permit Type: Construction Stormwater
AI ID: 83819
Fayette County, Kentucky

Dear Kelly Baker:

The discharges associated with the Notice of Intent you submitted have been approved for coverage under the "Kentucky Pollutant Discharge Elimination System (KPDES) General Permit for Storm Water Discharges Associated with Construction Activities (KYR100000)" master general permit. Your coverage becomes effective on the date of this letter. This coverage automatically terminates two years from the effective date of your coverage unless an extension is requested prior to the termination date, or the Division of Water revokes coverage, whichever comes first. During this period of coverage all discharges shall comply with the conditions of the KYR100000 master general permit. This permit and links to the eNOI (and permit coverage extension) and eNOT forms can be found on our website:

<https://eec.ky.gov/Environmental-Protection/Water/PermitCert/KPDES/Documents/KYR10PermitPage.pdf>.

Any person aggrieved by the issuance of a permit final decision may demand a hearing pursuant to KRS 224.10-420(2) within thirty (30) days from the date of the issuance of this letter. Any demand for a hearing on the permit shall be filed in accordance with the procedures specified in KRS 224.10-420, 224.10-440, 224.10-470, and the regulations promulgated thereto. The request for hearing should be submitted in writing to the Energy and Environment Cabinet, Office of Administrative Hearings, 211 Sower Boulevard, Frankfort, Kentucky 40601 and the Commonwealth of Kentucky, Energy and Environment Cabinet, Division of Water, 300 Sower Boulevard, Frankfort, Kentucky 40601. For your record keeping purposes, it is recommended that these requests be sent by certified mail. The written request must conform to the appropriate statutes referenced above.

Any questions concerning the general permit and its requirements should be directed to me at [502-782-6944](tel:502-782-6944) or email me at Barry.Elmore@ky.gov

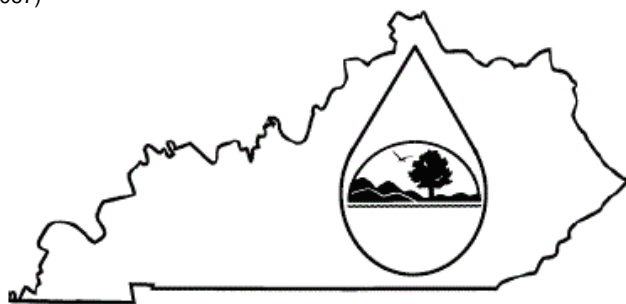
Construction Site GPS Coordinates: 38.066389, -84.445
Receiving Water: Unnamed Tributaries to North Elkhorn Creek

Sincerely,

A handwritten signature in black ink that reads "Barry Elmore".

Barry Elmore
Surface Water Permits Branch
Division of Water

cc: Nicholas Beasmore, eNOI Preparer
Robert Daniell, Frankfort Regional Office



KENTUCKY POLLUTION DISCHARGE

ELIMINATION SYSTEM (KPDES)

Notice of Intent (NOI) for coverage of
Storm Water Discharge Associated with
Construction Activities Under the KPDES
Storm Water General Permit KYR100000

Click here for Instructions
(Controls/KPDES_FormKYR10_Instructions.htm)

Click here to obtain information and a copy of the KPDES
General Permit.
(<http://dep.ky.gov/formslibrary/Documents/KYR10PermitPage.pdf>)

(*) indicates a required field; (✓) indicates a field may be
required based on user input or is an optionally required field

General Comments:

Applicant Comment:

EEC Reviewer Comment:

Discharge Coordinates. See Section IV.
Site map. See Section VIII

Reason for Submittal:(*)

Response to Notice of Deficiency

Agency Interest ID:

Agency Interest ID

Permit Number:(✓)

KPDES Permit Number

If change to existing permit coverage is requested, describe the changes for which modification of coverage is being sought:(✓)

ELIGIBILITY:

Stormwater discharges associated with construction activities disturbing individually one (1) acre or more, including, in the case of a common plan of development, contiguous construction activities that cumulatively equal one (1) acre or more of disturbance.

EXCLUSIONS:

The following are excluded from coverage under this general permit:

- 1) Are conducted at or on properties that have obtained an individual KPDES permit for the discharge of other wastewaters which requires the development and implementation of a Best Management Practices (BMP) plan;
- 2) Any operation that the DOW determines an individual permit would better address the discharges from that operation;
- 3) Any project that discharges to an Impaired Water listed in the most recent Integrated Report, §305(b) as impaired for sediment and for which an approved TMDL has been developed.

Company Name:(✓) <div>KY Transportation Cabinet - District 7</div>		First Name:(✓) <div>Kelly</div>		M.I.: <div>A</div>	Last Name:(✓) <div>Baker</div>	
Mailing Address:(*) <div>800 Newtown Ct</div>		City:(*) <div>Lexington</div>		State:(*) <div>Kentucky</div> ▼		Zip:(*) <div>40511</div>
eMail Address:(*) <div>kellya.baker@ky.gov</div>			Business Phone:(*) <div>859-246-2355</div>		Alternate Phone: <div>Phone</div>	

Section I Comments:

Applicant Comment:

EEC Reviewer Comment:

SECTION II -- GENERAL SITE LOCATION INFORMATION

Project Name:(*) <div>Widening I-64 / I-75 Paris Pike-Southern Split</div>		Status of Owner/Operator(*) <div>State Government</div> ▼		SIC Code(*) <div>1611 Highway and</div> ▼	
Company Name:(✓) <div>KY Transportation Cabinet - District 7</div>		First Name:(✓) <div>Kelly</div>		M.I.: <div>A</div>	Last Name:(✓) <div>Baker</div>
Site Physical Address:(*) <div>I-64/I75 MP 111 to MP 112.90</div>					
City:(*) <div>Lexington</div>		State:(*) <div>Kentucky</div> ▼		Zip:(*) <div>40511</div>	
County:(*) <div>Fayette</div> ▼	Latitude(decimal degrees)(*)DMS to DD Converter (https://www.fcc.gov/media/radio/dms-to-dd) <div>38.066389</div>		Longitude(decimal degrees)(*) <div>-84.445000</div>		

Section II Comments:

Applicant Comment:

SECTION III -- SPECIFIC SITE ACTIVITY INFORMATION

Section III requires part A or part B to be completed.

Project Description:(*)

Grade, Drain, and Surfacing

a. For single projects provide the following information

Total Number of Acres in Project:(✓)

26

Total Number of Acres Disturbed:(✓)

26

Anticipated Start Date:(✓)

5/1/2024

Anticipated Completion Date:(✓)

5/1/2026

b. For common plans of development provide the following information

Total Number of Acres in Project:(✓)

Acre(s)

Total Number of Acres Disturbed:(✓)

Acre(s)

Number of individual lots in development, if applicable:
 (✓)

lot(s)

Number of lots in development:(✓)

lot(s)

Total acreage of lots intended to be developed:(✓)

Project Acres

Number of acres intended to be disturbed at any one
 time:(✓)

Disturbed Acres

Anticipated Start Date:(✓)

Anticipated Completion Date:(✓)


List Building Contractor(s) at the time of Application:(*)

Company Name

Section III Comments:

Applicant Comment:

EEC Reviewer Comment:

SECTION IV -- IF THE PERMITTED SITE DISCHARGES TO A WATER BODY THE FOLLOWING INFORMATION IS REQUIRED 

Unnamed Tributary?: Does discharge enter an unnamed tributary prior to entering a named receiving water?

Latitude in decimal degrees: Format must be between 36.490000 and 39.150000, with a minimum of 5 decimal points of accuracy.

Longitude in decimal degrees: Format must be between -89.580000 and -81.960000, with a minimum of 5 decimal points of accuracy.

Receiving Water Name: Recieving water name must be from the following list of possible receiving waters.(click here for a list (Controls/ReceivingStream.htm)). If the discharge flows into an unnamed tributary, please enter the first “named” receiving water for which the unnamed tributary(ies) eventually flows into.

Discharge Point(s):			
Unnamed Tributary?	Latitude	Longitude	Receiving Water Name
Yes	38.060921	-84.436656	North Elkhorn Creek
Yes	38.060680	-84.436949	North Elkhorn Creek
Yes	38.063285	-84.439152	North Elkhorn Creek
Yes	38.062855	-84.439798	North Elkhorn Creek
Yes	38.062312	-84.439957	North Elkhorn Creek
Yes	38.062768	-84.440407	North Elkhorn Creek
Yes	38.063381	-84.440701	North Elkhorn Creek
Yes	38.064699	-84.441466	North Elkhorn Creek
Yes	38.063937	-84.442105	North Elkhorn Creek
Yes	38.064412	-84.442491	North Elkhorn Creek
Yes	38.065742	-84.442766	North Elkhorn Creek
Yes	38.065088	-84.443015	North Elkhorn Creek
Yes	38.065270	-84.443617	North Elkhorn Creek
Yes	38.066344	-84.443896	North Elkhorn Creek
Yes	38.065962	-84.444708	North Elkhorn Creek
Yes	38.065030	-84.444942	North Elkhorn Creek
Yes	38.066956	-84.445532	North Elkhorn Creek
Yes	38.067820	-84.446739	North Elkhorn Creek
Yes	38.067906	-84.446814	North Elkhorn Creek
Yes	38.068124	-84.447094	North Elkhorn Creek
Yes	38.069205	-84.448081	North Elkhorn Creek
Yes	38.070036	-84.449233	North Elkhorn Creek
Yes	38.069756	-84.449297	North Elkhorn Creek
Yes	38.068848	-84.449321	North Elkhorn Creek
Yes	38.070542	-84.450353	North Elkhorn Creek
Yes	38.071333	-84.451007	North Elkhorn Creek
Yes	38.071125	-84.451091	North Elkhorn Creek

FAYETTE COUNTY
NHPP 0754(067)

Yes	38.071045	-84.451378	North Elkhorn Creek
Yes	38.071723	-84.451810	North Elkhorn Creek
Yes	38.073549	-84.452500	North Elkhorn Creek
Yes	38.072988	-84.453252	North Elkhorn Creek
Yes	38.072330	-84.453404	North Elkhorn Creek
Yes	38.073173	-84.453649	North Elkhorn Creek
Yes	38.075185	-84.454474	North Elkhorn Creek
Yes	38.074256	-84.455065	North Elkhorn Creek
Yes	38.074614	-84.455414	North Elkhorn Creek
Yes	38.076417	-84.456096	North Elkhorn Creek
Yes	38.078756	-84.456266	North Elkhorn Creek
Yes	38.078890	-84.457019	North Elkhorn Creek
Yes	38.076320	-84.457118	North Elkhorn Creek
Yes	38.077447	-84.457494	North Elkhorn Creek
Yes	38.078497	-84.457859	North Elkhorn Creek
Yes	38.077437	-84.458026	North Elkhorn Creek
Yes	38.080340	-84.458644	North Elkhorn Creek
Yes	38.079456	-84.458742	North Elkhorn Creek
Yes	38.079608	-84.459062	North Elkhorn Creek
Yes	38.080389	-84.459188	North Elkhorn Creek
Yes	38.082667	-84.459722	North Elkhorn Creek
Yes	38.081046	-84.459994	North Elkhorn Creek
Yes	38.082311	-84.460201	North Elkhorn Creek
Yes	38.081160	-84.460997	North Elkhorn Creek
Yes	38.083083	-84.461095	North Elkhorn Creek
Yes	38.083562	-84.461465	North Elkhorn Creek

Section IV Comments:

Applicant Comment:

EEC Reviewer Comment:

The coordinates for Point 1 (38.083562, -84.436656) appear to be for the UT and are outside the project boundary. Discharge point coordinates should be consistent with the site map discharge points and at or within

SECTION V -- IF THE PERMITTED SITE DISCHARGES TO A MS4 THE FOLLOWING INFORMATION IS REQUIRED ?

Name of MS4: <div></div>	
Date of application/notification to the MS4 for construction site permit coverage: <div>Date</div>	Discharge Point(s):(*) <div><div>Latitude</div><div>Longitude</div></div>

Section V Comments:
Applicant Comment: <div></div>
EEC Reviewer Comment: <div></div>

SECTION VI -- WILL THE PROJECT REQUIRE CONSTRUCTION ACTIVITIES IN A WATER BODY OR THE RIPARIAN ZONE?	
Will the project require construction activities in a water body or the riparian zone?:(*)	<div>No</div>
If Yes, describe scope of activity: (✓)	<div>describe scope of activity</div>
Is a Clean Water Act 404 permit required?:(*)	<div>No</div>
Is a Clean Water Act 401 Water Quality Certification required?:(*)	<div>No</div>

Section VI Comments:
Applicant Comment: <div></div>
EEC Reviewer Comment:

SECTION VII -- NOI PREPARER INFORMATION

First Name: (*) <input type="text" value="Nicholas"/>	M.I.: <input type="text" value="N"/>	Last Name: (*) <input type="text" value="Beasmore"/>	Company Name: (*) <input type="text" value="KY Transportation Cabinet - District 7"/>	
Mailing Address: (*) <input type="text" value="800 Newtown Ct"/>		City: (*) <input type="text" value="Lexington"/>	State: (*) <input type="text" value="Kentucky"/>	Zip: (*) <input type="text" value="40511"/>
eMail Address: (*) <input type="text" value="nick.beasmore@ky.gov"/>		Business Phone: (*) <input type="text" value="502-564-2274"/>		Alternate Phone: <input type="text" value="Phone"/>

Section VII Comments:

Applicant Comment:

EEC Reviewer Comment:

SECTION VIII -- ATTACHMENTS

Facility Location Map: (*)	<input type="button" value="Upload file"/>
Supplemental Information:	<input type="button" value="Upload file"/>

Section VIII Comments:

Applicant Comment:

EEC Reviewer Comment:

164 not labeled on site map. North Fork Elkhorn not shown on a site map. You may wish to provide a separate supplemental map to show the spatial relationship between this project and North Fork Elkhorn.

SECTION IX -- CERTIFICATION

I certify under penalty of law that this document and all attachments were prepared under my direction or supervision in accordance with a system designed to assure that qualified personnel properly gather and evaluate the information submitted. Based on my inquiry of the person or persons who manage the system, or those persons directly responsible for gathering the information submitted is, to the best of my knowledge and belief, true, accurate, and complete. I am aware that there are significant penalties for submitting false information, including the possibility of fine and imprisonment for knowing violations.

Signature: (*)

Title: (*)

First Name:(*) <div>Kelly</div>		M.I.: <div>A</div>	Last Name:(*) <div>Baker</div>	
eMail Address:(*) <div>kellya.baker@ky.gov</div>	Business Phone:(*) <div>859-246-2355</div>		Alternate Phone: <div>Phone</div>	Signature Date:(*) <div>1/2/2024</div>

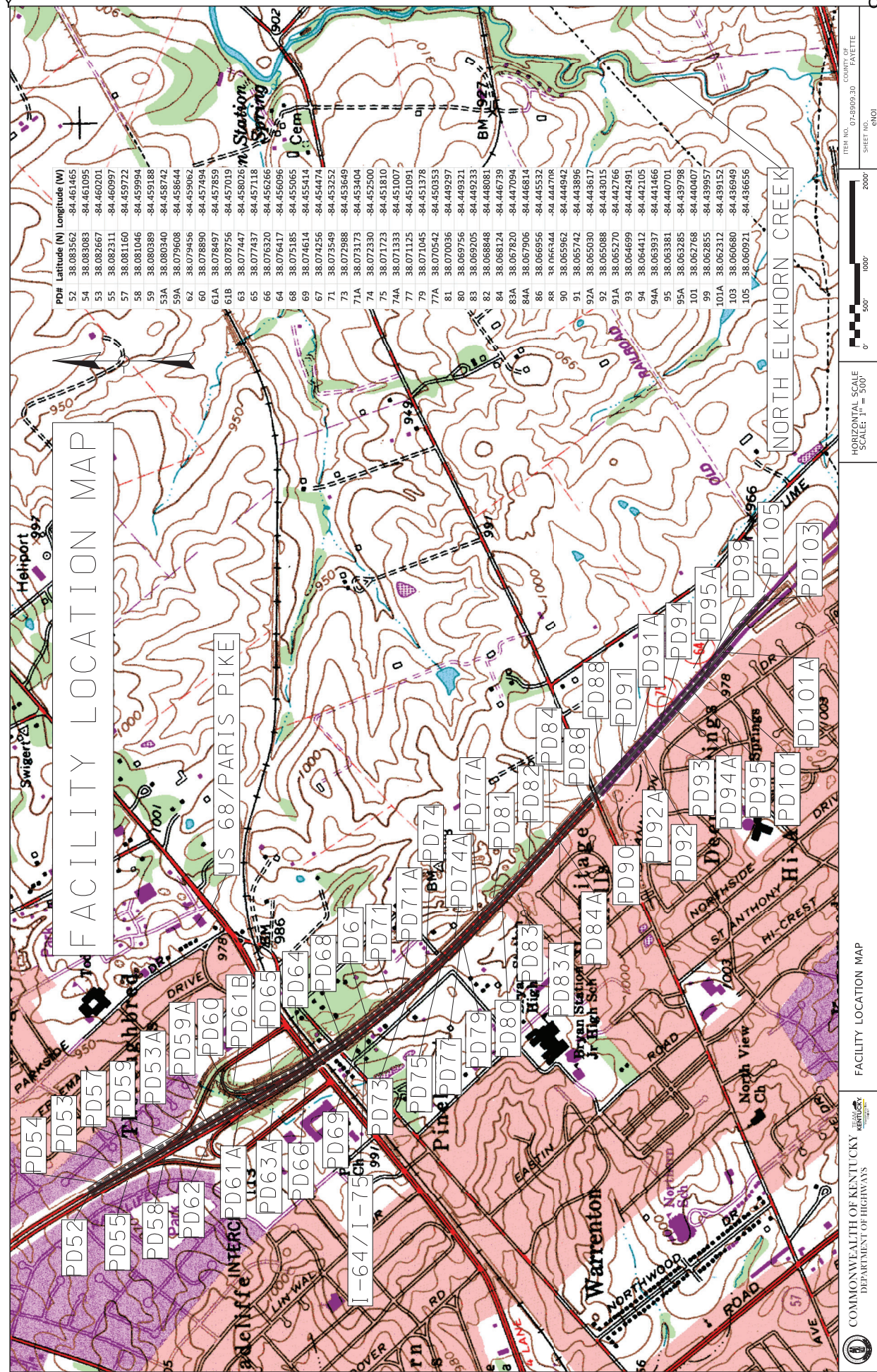
Section IX Comments:

Applicant Comment:

EEC Reviewer Comment:

Click to Save Values for Future Retrieval

Click to Submit to EEC



FILE NAME: C:\P\WORK\KENTUCKY\0754\067\FACILITY_LOCATION_MAP_0754_067.DWG

USER: Mike Dwyer

COMMONWEALTH OF KENTUCKY
DEPARTMENT OF HIGHWAYS

FACILITY LOCATION MAP

Horizontal Scale: 1" = 300'

Vertical Scale: 1" = 300'

North Arrow

Legend:

- ITEM NO. 074805.30
- SHEET NO. 074805.30
- 0' 500' 1000' 2000'

Contract Id: _____ Contractor: _____

Section Engineer: _____ District & County: _____

DESCRIPTION	UNIT	QTY LEAVING PROJECT	QTY RECEIVED@BB YARD
GUARDRAIL (Includes End treatments & crash cushions)	LF	_____	_____
STEEL POSTS	EACH	_____	_____
STEEL BLOCKS	EACH	_____	_____
WOOD OFFSET BLOCKS	EACH	_____	_____
BACK UP PLATES	EACH	_____	_____
CRASH CUSHION	EACH	_____	_____
NUTS, BOLTS, WASHERS	BAG/BCKT	_____	_____
DAMAGED RAIL TO MAINT. FACILITY	LF	_____	_____
DAMAGED POSTS TO MAINT. FACILITY	EACH	_____	_____

***Required Signatures before Leaving Project Site**

Printed Section Engineer’s Representative_____ & Date_____

Signature Section Engineer’s Representative_____ & Date_____

Printed Contractor’s Representative_____ & Date_____

Signature Contractor’s Representative_____ & Date_____

***Required Signatures after Arrival at Bailey Bridge Yard (All material on truck must be counted & the quantity received column completed before signatures)**

Printed Bailey Bridge Yard Representative_____ & Date_____

Signature Bailey Bridge Yard Representative_____ & Date_____

Printed Contractor’s Representative_____ & Date_____

Signature Contractor’s Representative_____ & Date_____

**Payment for the bid item remove guardrail will be based upon the quantities shown in the Bailey Bridge Yard received column. Payment will not be made for guardrail removal until the guardrail verification sheets are electronically submitted to the Section Engineer by the Bailey Bridge Yard Representative.

PART II

SPECIFICATIONS AND STANDARD DRAWINGS

STANDARD SPECIFICATIONS

Any reference in the plans or proposal to previous editions of the *Standard Specifications for Road and Bridge Construction* and *Standard Drawings* are superseded by *Standard Specifications for Road and Bridge Construction, Edition of 2019* and *Standard Drawings, Edition of 2020*.

SUPPLEMENTAL SPECIFICATIONS

The contractor shall use the Supplemental Specifications that are effective at the time of letting. The Supplemental Specifications can be found at the following link:
<http://transportation.ky.gov/Construction/Pages/Kentucky-Standard-Specifications.aspx>

SPECIAL NOTE FOR PORTABLE CHANGEABLE MESSAGE SIGNS

This Special Note will apply when indicated on the plans or in the proposal.

1.0 DESCRIPTION. Furnish, install, operate, and maintain variable message signs at the locations shown on the plans or designated by the Engineer. Remove and retain possession of variable message signs when they are no longer needed on the project.

2.0 MATERIALS.

2.1 General. Use LED Variable Message Signs Class I, II, or III, as appropriate, from the Department's List of Approved Materials.

Unclassified signs may be submitted for approval by the Engineer. The Engineer may require a daytime and nighttime demonstration. The Engineer will make a final decision within 30 days after all required information is received.

2.2 Sign and Controls. All signs must:

- 1) Provide 3-line messages with each line being 8 characters long and at least 18 inches tall. Each character comprises 35 pixels.
- 2) Provide at least 40 preprogrammed messages available for use at any time. Provide for quick and easy change of the displayed message; editing of the message; and additions of new messages.
- 3) Provide a controller consisting of:
 - a) Keyboard or keypad.
 - b) Readout that mimics the actual sign display. (When LCD or LCD type readout is used, include backlighting and heating or otherwise arrange for viewing in cold temperatures.)
 - c) Non-volatile memory or suitable memory with battery backup for storing pre-programmed messages.
 - d) Logic circuitry to control the sequence of messages and flash rate.
- 4) Provide a serial interface that is capable of supporting complete remote control ability through land line and cellular telephone operation. Include communication software capable of immediately updating the message, providing complete sign status, and allowing message library queries and updates.
- 5) Allow a single person easily to raise the sign to a satisfactory height above the pavement during use, and lower the sign during travel.
- 6) Be Highway Orange on all exterior surfaces of the trailer, supports, and controller cabinet.
- 7) Provide operation in ambient temperatures from -30 to + 120 degrees Fahrenheit during snow, rain and other inclement weather.
- 8) Provide the driver board as part of a module. All modules are interchangeable, and have plug and socket arrangements for disconnection and reconnection. Printed circuit boards associated with driver boards have a conformable coating to protect against moisture.
- 9) Provide a sign case sealed against rain, snow, dust, insects, etc. The lens is UV stabilized clear plastic (polycarbonate, acrylic, or other approved material) angled to prevent glare.
- 10) Provide a flat black UV protected coating on the sign hardware, character PCB, and appropriate lens areas.
- 11) Provide a photocell control to provide automatic dimming.

11

- 12) Allow an on-off flashing sequence at an adjustable rate.
- 13) Provide a sight to aim the message.
- 14) Provide a LED display color of approximately 590 nm amber.
- 15) Provide a controller that is password protected.
- 16) Provide a security device that prevents unauthorized individuals from accessing the controller.
- 17) Provide the following 3-line messages preprogrammed and available for use when the sign unit begins operation:

/KEEP/RIGHT/⇒⇒⇒/	/MIN/SPEED/**MPH/
/KEEP/LEFT/⇐⇐⇐/	/ICY/BRIDGE/AHEAD/ /ONE
/LOOSE/GRAVEL/AHEAD/	LANE/BRIDGE/AHEAD/
/RD WORK/NEXT/**MILES/	/ROUGH/ROAD/AHEAD/
/TWO WAY/TRAFFIC/AHEAD/	/MERGING/TRAFFIC/AHEAD/
/PAINT/CREW/AHEAD/	/NEXT/***/MILES/
/REDUCE/SPEED/**MPH/	/HEAVY/TRAFFIC/AHEAD/
/BRIDGE/WORK/***() FT/	/SPEED/LIMIT/**MPH/
/MAX/SPEED/**MPH/	/BUMP/AHEAD/
/SURVEY/PARTY/AHEAD/	/TWO/WAY/TRAFFIC/

*Insert numerals as directed by the Engineer.

Add other messages during the project when required by the Engineer.

2.3 Power.

- 1) Design solar panels to yield 10 percent or greater additional charge than sign consumption. Provide direct wiring for operation of the sign or arrow board from an external power source to provide energy backup for 21 days without sunlight and an on-board system charger with the ability to recharge completely discharged batteries in 24 hours.

3.0 CONSTRUCTION. Furnish and operate the variable message signs as designated on the plans or by the Engineer. Ensure the bottom of the message panel is a minimum of 7 feet above the roadway in urban areas and 5 feet above in rural areas when operating. Use Class I, II, or III signs on roads with a speed limit less than 55 mph. Use Class I or II signs on roads with speed limits 55 mph or greater.

Maintain the sign in proper working order, including repair of any damage done by others, until completion of the project. When the sign becomes inoperative, immediately repair or replace the sign. Repetitive problems with the same unit will be cause for rejection and replacement.

Use only project related messages and messages directed by the Engineer, unnecessary messages lessen the impact of the sign. Ensure the message is displayed in either one or 2 phases with each phase having no more than 3 lines of text. When no message is needed, but it is necessary to know if the sign is operable, flash only a pixel.

When the sign is not needed, move it outside the clear zone or where the Engineer directs. Variable Message Signs are the property of the Contractor and shall be removed from the project when no longer needed. The Department will not assume ownership of these signs.

4.0 MEASUREMENT. The final quantity of Variable Message Sign will be

11
the actual number of individual signs acceptably furnished and operated during the project. The Department will not measure signs replaced due to damage or rejection.

5.0 PAYMENT. The Department will pay for the Variable Message Signs at the unit price each. The Department will not pay for signs replaced due to damage or rejection. Payment is full compensation for furnishing all materials, labor, equipment, and service necessary to, operate, move, repair, and maintain or replace the variable message signs. The Department will make payment for the completed and accepted quantities under the following:

<u>Code</u>	<u>Pay Item</u>	<u>Pay Unit</u>
02671	Portable Changeable Message Sign	Each

Effective June 15, 2012

11C

SPECIAL NOTE FOR DRILLED SHAFTS

1.0 DESCRIPTION. Furnish all equipment, materials and labor necessary for constructing reinforced concrete drilled shafts in cylindrically excavated holes according to the details shown on the plans or as the Engineer directs. Construct the shaft to the lines and dimensions shown on the plans, or as the Engineer directs. Section references herein are to the Department's Standard Specifications for Road and Bridge Construction, current edition.

2.0 MATERIALS.

2.1 Concrete. Use Class A Modified concrete unless otherwise shown on the plans. The slump at the time of placement shall be 6.5 to 9.5 inches, the coarse aggregate shall be size 67, 68, 78, 8 or 9M, and the water/cementitious material ratio shall not exceed 0.45. Include water reducing and retarding admixtures. Type F high range water reducers used in combination with retarding admixtures or Type G high range water reducers fully meeting trial batch requirements are permitted and Class F fly ash is permitted in conformance with Section 601. Design the mix such that the concrete slump exceeds 4 inches at 4 hours after batching. If the estimated concrete transport, plus time to complete placement, exceeds 4 hours, design the concrete to have a slump that exceeds 4 inches or more for the greater time after batching and demonstrate that the slump requirement can be achieved after the extended time period using a trial batch.

Perform trial batches prior to beginning drilled shaft construction in order to demonstrate the adequacy of the proposed concrete mix. Demonstrate that the mix to be used will meet the requirements for temperature, slump, air content, water/cementitious material ratio, and compressive strength. Use the ingredients, proportions and equipment (including batching, mixing, and delivery) to be used on the project. Make at least 2 independent consecutive trial batches of 3 cubic yards each using the same mix proportions and meeting all specification requirements for mix design approval. Submit a report containing these results for slump, air content, water/cement ratio, temperature, and compressive strength and mix proportions for each trial batch to the Engineer for review and approval. Failure to demonstrate the adequacy of the concrete mix, methods, or equipment to the Engineer is cause for the Engineer to require appropriate alterations in concrete mix, equipment, and/or method by the Contractor to eliminate unsatisfactory results. Perform additional trial batches required to demonstrate the adequacy of the concrete mix, method, or equipment.

2.2 Steel Reinforcement. Provide Grade 60 deformed bars conforming to Section 811 of the Standard Specifications. Rail steel is permitted for straight bars only. Place according to Section 602 of the Standard Specifications, this Special Note, and the plans. Use non-corrosive centering devices and feet to maintain the specified reinforcement clearances.

2.3 Casings. Provide casing meeting the requirements of ASTM A 252 Grade 2 or better unless otherwise specified. Ensure casing is smooth, clean, watertight, true and straight, and of ample strength to withstand handling, installation, and extraction stresses and the pressure of both concrete and the surrounding earth materials. Ensure the outside diameter of casing is not less than the specified diameter of shaft.

Use only continuous casings. Cut off the casing at the prescribed elevation and trim to within tolerances prior to acceptance. Extend casing into bedrock a sufficient distance to stabilize the shaft excavation against collapse, excessive deformation, and/or flow of water if required and/or shown on the plans.

Install from the work platform continuous casing meeting the design thickness requirements, but not less than 3/8 inch, to the elevations shown on the plans. When drilled

11C

shafts are located in open water areas, extend casings above the water elevation to the plan tip elevation to protect the shaft concrete from water action during concrete placement and curing. All casing is permanent unless temporary casing is specified in the contract drawings or documents. Permanent casing is incidental to the applicable drilled shaft unit bid price unless noted otherwise in the contract. Temporary casing may be required for drilled shafts not socketed into bedrock. If temporary surface casings are used, extend each casing up to the work platform. Remove all temporary surface casing prior to final acceptance unless otherwise permitted by the Central Office Construction Engineer.

Ensure casing splices have full penetration butt welds conforming to the current edition of AWS D1.1 with no exterior or interior splice plates and produce true and straight casing.

2.4 Slurry. When slurry is to be used for installation of the Drilled Shaft, submit a detailed plan for its use and disposal. The plan should include, but not be limited to the following:

- 1) Material properties
- 2) Mixing requirements and procedures
- 3) Testing requirements
- 4) Placement procedures
- 5) Disposal techniques

Obtain the Central Office Division of Construction's approval for the slurry use and disposal plan before installing drilled shafts.

2.5 Tremies. Provide tremies of sufficient length, weight, and diameter to discharge concrete at the shaft base elevation. Ensure the tremie diameter is least 6 times the maximum size coarse aggregate to be used in the concrete mix and no less than 10 inches. Provide adequate wall thickness to prevent crimping or sharp bends that restrict concrete placement. Support tremies used for depositing concrete in a dry drilled shaft excavation so that the free fall of the concrete does not cause the shaft excavation to cave or slough. Maintain a clean and smooth tremie surface to permit both flow of concrete and unimpeded withdrawal during concrete placement. Do not allow any aluminum parts to contact the concrete. Construct tremies used to deposit concrete for wet excavations so that they are watertight and will readily discharge concrete.

2.6 Concrete Pumps. Provide pump lines with a minimum diameter of 5 inches and watertight joints.

2.7 Drop Chutes. Do not use aluminum drop chutes.

3.0 CONSTRUCTION.

3.1 Preconstruction.

3.1.1 Prequalification. The Department will require prequalification by the Division of Construction Procurement before accepting a bid for the construction of Drilled Shafts.

3.1.2 Pre-Bid Inspection. Inspect both the project site and all subsurface information, including any soil or rock samples, prior to submitting a bid. Contact the Geotechnical Branch (502-564-2374) to schedule a viewing of the subsurface information. Failure to inspect the project site and view the

11C

subsurface information will result in the forfeiture of the right to file a claim based on site conditions and may result in disqualification from the project.

3.1.3 Drilled Shaft Installation Plan. Upon request, the Department will review a Drilled Shaft Installation Plan. Submit the plan no later than 45 calendar days prior to constructing drilled shafts. Items covered in this plan should include, but not be limited to the following:

- 1) Name and experience record of jobsite drilled shaft superintendent and foremen in charge of drilled shaft operations for each shift.
- 2) List and size of proposed equipment including cranes, drills, augers, bailing buckets, final cleaning equipment, de-sanding equipment, slurry pumps, core sampling equipment, tremies or concrete pumps, casings, etc.
- 3) Details of overall construction operation sequence and the sequence of shaft construction in the bents or groups.
- 4) Details of shaft excavation methods including methods to over-ream or roughen shaft walls, if necessary.
- 5) Details of slurry when the use of slurry is anticipated. Include methods to mix, circulate, and de-sand the proposed slurry. Provide details of proposed testing, test methods, sampling methods, and test equipment.
- 6) Details of proposed methods to clean shaft and inside of casing after initial excavation.
- 7) Details of reinforcement handling, lifting, and placement including support and method to center in shaft. Also include rebar cage support during concrete placement and temporary casing removal.
- 8) Details of concrete placement including procedures for concrete tremie or pump. Include initial placement, raising during placement, and overfilling of the shaft to expel contaminated concrete.
- 9) Required submittals including shop drawings and concrete design mixes.
- 10) Other information shown in the plans or requested by the Engineer.
- 11) Special considerations for wet construction.
- 12) Details of environmental control procedures to protect the environment from discharge of excavation spoil, slurry (natural and mineral), and concrete over-pour.

The Division of Construction will review the submitted procedure and provide comments and recommendations. The Contractor is responsible for satisfactory construction and ultimate performance of the Drilled Shaft.

3.2 General Construction. Construct drilled shafts as indicated in the plans or described in this Special Note by either the dry or wet method. When the plans describe a particular method of construction, use this method unless the Engineer permits otherwise. When the plans do not describe a particular method, propose a method on the basis of its suitability to the site conditions. Approval of this proposed method is contingent upon the satisfactory results of the technique shaft.

The construction of the first drilled shaft or technique shaft will be used to determine if the methods and equipment used by the contractor are sufficient to produce a completed shaft meeting the requirements of the plans and specifications. Ability to control dimensions and alignment of excavations within tolerances; to seal the casing into impervious materials; to prevent caving or deterioration of subsurface materials by the use of slurry or other means; to

11C

properly clean the completed shaft excavation; to construct excavations in open water areas when required by the plans; to establish methods for belling or over-reaming when required by the plans; to determine the elevation of ground water; to satisfactorily handle, lift, place, and support the reinforcement cage; to satisfactorily place concrete meeting the specifications within the prescribed time frame; and to satisfactorily execute any other necessary construction operations will be evaluated during construction of the first shaft(s). Revise the methods and equipment as necessary at any time during the construction of the first shaft when unable to satisfactorily carry out any of the necessary operations described above or unable to control the dimensions and alignment of the shaft excavation within tolerances. Accurately locate technique so they may be used in the finished structure unless directed otherwise in the contract document or by the Engineer.

If at any time the Contractor fails to satisfactorily demonstrate, to the satisfaction of the Engineer, the adequacy of methods or equipment and alterations are required, additional technique shafts will be required at no additional cost to the Department and with no extension of contract time. Additional technique shafts shall be located as near as possible to the proposed production shafts but in a location as not to interfere with other construction activities. Once approval has been given to construct production shafts, no changes will be permitted in the methods or equipment used to construct the satisfactory shaft without written approval of the Engineer.

Do not make a claim against the Department for costs of construction delays, or any materials, labor, or equipment that may be necessary due to the Contractor's failure to furnish drilled shafts of a length sufficient to obtain the required bearing values, or for variations in length due to subsurface conditions that may be encountered. Soundings, boring logs, soil profiles, or other subsurface data included in the Contract documents are used by the Department for design and making preliminary estimates of quantities and should be used only at the risk of the Contractor for determining equipment, materials, or labor necessary for drilling shafts as required by the contract.

When necessary, set temporary removable surface casing. Use surface casing of sufficient length to prevent caving of the surface soils and to aid in maintaining shaft position and alignment. Pre-drilling with slurry and/or over-reaming to the outside diameter of the casing may be required to install the surface casing at some sites.

Provide equipment capable of constructing shafts to the deepest shaft depth shown in the plans plus 15 feet, 20 percent greater than the longest shaft (measured from the ground or water surface to the tip of the shaft), or 3 times the shaft diameter, whichever is greater. Blasting excavation methods are not permitted.

Use permanent casing unless otherwise noted in the Contract. Place casing as shown on the plans before beginning excavation. If full penetration cannot be attained, the Engineer may direct that excavation through the casing be accomplished and the casing advanced until reaching the plan tip elevation. In some cases, over-reaming to the outside diameter of the casing may be required before placing the casing. Cut off the casing at the prescribed elevation and leave the remainder of the casing in place. Do not use vibratory hammers for casing installation within 50 feet of shafts that have been completed less than 24 hours.

3.2.1 Dry Construction Method. Use the dry construction method only at sites where the ground water table and soil conditions (generally stiff to hard clays or rock above the water table) make it feasible to construct the shaft in a relatively dry excavation and where the sides and bottom of the shaft are stable and may be visually inspected by the Engineer prior to placing the concrete. The dry construction method consists of drilling the shaft excavation, removing accumulated seepage water and loose material from the excavation, and placing the shaft concrete in a relatively dry excavation.

11C

3.2.2 Wet Construction Method. Use the wet construction method at all sites where it is impractical to excavate by the dry method. The wet construction method consists of drilling the shaft excavation below the water table, keeping the shaft filled with water (including natural slurry formed during the drilling process) or slurry as defined in part 2.4 of this Special Note, desanding and cleaning the slurry as required, final cleaning of the excavation by means of a bailing bucket, air lift, submersible pump or other approved devices and placing the shaft concrete (with a tremie or concrete pump beginning at the shaft bottom) which displaces the water or slurry as concrete is placed.

Where drilled shafts are located in open water areas, construct the shafts by the wet method using casings extending from above water elevation to the plan casing tip elevation to protect the shaft concrete from water action during placement and curing. Install the casing in a manner that will produce a positive seal at the bottom of the casing.

3.3 Slurry. When the Contractor elects to use slurry, adjust construction operations so that the slurry is in contact with the bottom 5 feet of the shaft for less than 4 hours unless the Engineer approves otherwise. If the 4-hour limit is exceeded, over-ream the bottom 5 feet of shaft.

3.4 Cleaning. Over-reaming, cleaning, or wire brushing the sidewalls of the shaft excavation and permanent casings may be necessary to remove the depth of softening or to remove excessive slurry cake buildup as indicated by sidewall samples or other test methods employed by the Engineer. Over-ream around the perimeter of the excavation a minimum depth of 1/2 inch and maximum depth of 3 inches.

3.5 Subsurface Exploration. Take subsurface exploration borings when shown on the plans or as the Engineer directs to determine the character of the material that the shaft extends through and the material directly below the shaft excavation. Complete subsurface exploration borings prior to beginning excavation for any drilled shaft in a group. Unless directed otherwise, extend subsurface exploration borings a minimum depth of 3 shaft diameters but not less than 10 feet below the bottom of the anticipated tip of drilled shaft excavation as shown on the plans. For subsurface exploration borings where soil sampling is required use thin-wall tube samples and perform standard penetration tests according to the Department's current Geotechnical Manual. When shafts extend into bedrock, soil samples are not required unless otherwise specified. Perform rock core drilling according to the Department's Geotechnical Manual. When the Engineer directs, perform additional subsurface exploration borings prior to drilled shaft construction. Measure soil samples and/or rock cores and visually identify and describe them on the subsurface log according to the Department's current Geotechnical Manual. Subsurface exploration borings must be performed by contractors/consultants prequalified by the Department's Division of Professional Services for Geotechnical Drilling Services at the time that field work begins.

The Engineer or geotechnical branch representative may be on-site during the subsurface exploration process to evaluate the soil and/or rock core samples. The Engineer or geotechnical branch representative will determine the need to extend the borings to depths greater than the depths previously specified. Handle, label, identify, and store soil and/or rock samples according to the Department's current Geotechnical Manual and deliver them with the subsurface logs to the geotechnical branch's rock core lab in Frankfort within 24-hours of completing the borings, unless directed otherwise.

The Engineer will inspect the soil samples and/or cores and determine the final depth of required excavation (final drilled shaft tip elevation) based on evaluation of the material's suitability. The Engineer will establish the final tip elevations for shaft locations, other than

11C

those for which subsurface exploration borings have been performed, based on the results of the subsurface exploration. Within 15 calendar days after completion of the subsurface exploration borings, the Engineer will notify the contractor of the final tip elevations for shaft locations.

3.6 Excavations. The plans indicate the expected depths, the top of shaft elevations, and the estimated bottom of shaft elevations between which the drilled shaft are to be constructed. Drilled shafts may be extended deeper when the Engineer determines that the material encountered while drilling the shaft excavation is unsuitable and/or is not the same as anticipated in the design of the drilled shaft. Drilled shafts may be shortened when the Engineer determines the material encountered is better than that anticipated.

Begin drilled shaft excavation the excavation, excavation inspection, reinforcement placement, and concrete placement can be completed as one continuous operation. Do not construct new shafts within 24 hours adjacent to recently completed shafts if the center-to-center spacing is less than 3 shaft diameters.

Dispose of excavated material removed from the shaft according to the Standard Specifications or the contract documents.

Do not allow workmen to enter the shaft excavation for any reason unless both a suitable casing has been installed and adequate safety equipment and procedures have been provided to the workmen entering the excavation. Recommended Procedures for the Entry of Drilled Shaft Foundation Excavations, prepared by ADSC: The International Association of Foundation Drilling provides guideline recommendations for down-hole entry of drilled excavations.

3.7 Obstructions. Remove subsurface obstructions at drilled shaft locations. Such obstructions may include man-made materials such as old concrete foundations or natural materials such as boulders. Blasting is not permitted.

3.8 Inspections of Excavations. Provide equipment for checking the dimensions and alignment of each shaft excavation. Determine the dimensions and alignment of the shaft excavation under the observation and direction of the Engineer. Provide equipment necessary to verify shaft cleanliness for the method of inspection selected by the Engineer.

Measure final shaft depths with a weighted tape or other approved methods after final cleaning. Ensure the base of each shaft has less than ½ inch of sediment at the time of concrete placement. For dry excavations, do not allow the depth of water to exceed 3 inches for tremie or pump methods of concrete placement. Verify shaft cleanliness to the Engineer using direct visual inspection or other method the Engineers determines acceptable. Video camera or underwater inspection procedures may be used if specified in the plans. Inspect the side surfaces of rock sockets to ensure they are rough and of such condition to ensure bond between the shaft concrete and the rock. Calipers, bent rods, or other devices may be used to inspect the diameter and roughness of rock sockets. When the Engineer directs, mechanically roughen surfaces found to be smooth.

3.9 Reinforcing Steel Cage Fabrication and Placement. Assemble the reinforcing steel cage, consisting of longitudinal bars, ties, spirals, cage stiffener bars, spacers, centering devices, and other necessary appurtenances and place as a prefabricated unit immediately after the shaft excavation is inspected and accepted, and just prior to concrete placement.

Tie the reinforcing steel with 100 percent double-wire ties and provide support so that it will remain within allowable tolerances for position. Locate splices as shown on the plans. Splice no more than 50 percent of the longitudinal reinforcing within 2-lap splice lengths of any location or within 3 feet of the splice location if approved mechanical connectors are used. All splices are to be in accordance with plan details. Use bands, temporary cross ties,

11C

etc. as required to provide a reinforcement cage of sufficient rigidity to prevent racking, permanent deformations, etc. during installation.

Use concrete centering devices or other approved non-corrosive centering devices at sufficient intervals along the length of the reinforcement cage to ensure concentric spacing for the entire cage length. As a minimum, provide a set of non-corrosive centering devices at intervals not exceeding 5 feet throughout the length of the shaft. When the size of the longitudinal reinforcement exceeds one inch in diameter the minimum spacing may be increased to 10 feet. As a minimum, provide a set of centering devices within 2 feet of the top and 2 feet of the bottom of the shaft. In addition provide one set of centering devices 2 feet above and 2 feet below each change in shaft diameter. Provide feet (bottom supports) at the bottom of the shaft on vertical bars. As a minimum, provide non-corrosive centering devices at 60 degree intervals around the circumference of the shaft to maintain the required reinforcement clearances. Ensure the centering devices maintain the specified annular clearance between the outside of the reinforcing cage and the side of the excavated hole or casing.

Concrete centering devices and feet will be constructed of concrete equal in quality and durability to the concrete specified for the shaft. Use epoxy coated centering devices fabricated from reinforcing steel. Use feet (bottom supports) of adequate size and number to assure the rebar cage is the proper distance above the bottom as determined by part 3.11 3) of this Special Note. The feet are not intended to support the weight of the cage. In the event that the shaft has been excavated below the anticipated tip elevation, extend the reinforcing cage at the tip (low) end by lap splices, mechanical connectors, or welded splices conforming to the Standard Specifications. In this instance, splices need not be staggered and 100 percent of the reinforcing bars may be spliced at a given location. The bottom 12 inches of the shaft may not be reinforced when below plan tip elevation.

During concrete placement, support the reinforcing cage at or near the top of shaft such that the concrete feet are positioned approximately one inch above the bottom of shaft excavation. Not sooner than 24 hours after the completion of concrete placement, remove temporary supports. Provide the needed equipment, including extra cranes if necessary, to provide this cage support.

Prior to placing the reinforcement cage, demonstrate to the satisfaction of the Engineer that the fabrication and handling methods to be used will result in a reinforcing cage placed in the proper position, with the proper clearances, and without permanent bending, squashing, or racking of the reinforcement cage. During this demonstration bring the cage to an upright position, lower into a shaft excavation, and support as if for concrete placement.

Check the elevation of the top of the reinforcing cage before and after the concrete is placed. If the reinforcing cage is not maintained within the specified tolerances, correct to the satisfaction of the Engineer. Do not construct additional shafts until the contractor has modified his reinforcing cage support to obtain the required tolerances.

3.10 Concrete Placement. Place concrete according to the applicable portions of the Standard Specifications and with the requirements set forth herein. Do not apply the provisions of the Special Note 6U for Structural Mass Concrete.

Place concrete as soon as practical after reinforcing steel placement but no later than 4 hours after completion of the shaft excavation. Place concrete continuously from the bottom to above the top elevation of the shaft. For shafts that extend above ground or water surface, place concrete continuously after the shaft is full until good quality concrete is evident at the top of the shaft. Form any portion of the shaft above ground with a removable form or other approved method to the dimensions shown on the plans.

For shafts constructed in the wet with the top of the shaft below the water surface and below top of casing, place concrete to approximately one shaft diameter but no less than 2 feet above the top of shaft elevation. Remove contaminated concrete and deleterious material, as

11C

determined by the Engineer, accumulated above the top of shaft elevation immediately after completing concrete placement. Deleterious material and contaminated concrete may be airlifted under a head of water or slurry provided that the head is maintained at or near the exterior water surface elevation. Carefully remove any concrete remaining above plan top of shaft after curing and excess casing removal.

Place concrete either by free fall, through a tremie, or concrete pump. Use the free fall placement method in dry holes only. The maximum height of free fall placement is 20 feet. Do not allow concrete placed by free fall to contact either the reinforcing cage or hole sidewall. Drop chutes may be used to direct concrete to the base during free fall placement.

Place concrete in the shaft in one continuous operation. Maintain a minimum slump of 4 inches or more throughout the placement for 4 hours after batching. Adjust approved admixtures in the concrete mix for the conditions encountered on the job so that the concrete remains in a workable plastic state throughout the placement. Perform slump loss tests to demonstrate that the concrete will maintain a 4-inch or greater slump for a period of time equal to the estimated transport plus the 2-hour placement time, but not less than 4 hours.

When the Engineer determines the concrete placement methods and/or equipment during construction of any technique and/or production shafts to be inadequate, make appropriate alterations to eliminate unsatisfactory results.

Drilled shafts not meeting the concrete placement requirements of this Special Note or contract plans are unacceptable. Correct all unacceptable completed shafts to the satisfaction of the Engineer.

3.10.1 Tremie Placement. Tremies may be used for concrete placement in either wet or dry holes. Extend the tremie to the shaft base elevation before starting underwater placement. Valves, bottom plates, or plugs may be used only if concrete discharge can begin approximately 2 inches above the excavation bottom. Remove plugs from the excavation unless otherwise approved by the Engineer. Maintain tremie discharge at or near the bottom of excavation as long as practical during concrete placement. Immerse tremie discharge end as deep as practical in the concrete but not less than 10 feet.

If at any time during the concrete pour the tremie line orifice is removed from the fluid concrete column and discharges concrete above the rising concrete surface, the entire drilled shaft is considered defective. In such case, remove the reinforcing cage and concrete, complete any necessary sidewall cleaning or over-reaming as directed by the Engineer, and repour the shaft.

3.10.2 Pumped Concrete. Concrete pumps and lines may be used for concrete placement in either wet or dry excavations. Do not begin concrete placement until the pump line discharge orifice is at the shaft base elevation.

For wet excavations, use a plug or similar device to separate the concrete from the fluid in the hole until pumping begins. Remove the plug unless otherwise approved by the engineer.

Ensure the discharge orifice remains at least 10 feet below the surface of the fluid concrete. When lifting the pump line during concrete placement, reduce the line pressure until the orifice has been repositioned at a higher level in the excavation.

If at any time during the concrete pour the pump line orifice is removed from the fluid concrete column and discharges concrete above the rising concrete level, the Department will consider the shaft defective. In such case, remove the reinforcing cage and concrete, complete any necessary sidewall cleaning or over-reaming as the Engineer directs, and repour the shaft.

11C

3.10.3 Drop Chutes. Drop chutes may be used to direct placement of free fall concrete in excavations where the maximum depth of water does not exceed one inch. Do not use the free fall method of placement in wet excavations. Concrete may be placed through either a hopper at the top of the tube or side openings as the drop chute is retrieved during concrete placement. Reduce the height of free fall and/or reduce the rate of concrete flow into the excavation if the concrete placement causes the shaft excavation to cave or slough, or if the concrete strikes the reinforcing cage or sidewall. When the Engineer determines free fall placement cannot be accomplished satisfactorily, use either tremie or pumping to accomplish the pour.

3.11 Construction Tolerances. The following construction tolerances apply to drilled shafts unless otherwise stated in the contract document:

- 1) Construct drilled shaft within 3 inches of plan position in the horizontal plane at the top of the shaft.
- 2) Do not vary the vertical alignment of a shaft excavation from the plan alignment by more than 1/4 inch per foot of depth or 6 inches total.
- 3) Maintain the top of the reinforcing steel cage no more than 6 inches above and no more than 3 inches below plan position.
- 4) All casing diameters shown on the plans refer to O.D. (outside diameter) dimensions. The casing dimensions are subject to American Pipe Institute tolerances applicable to regular steel pipe. A casing larger in diameter than shown in the plans may be used, at no additional cost, with prior approval by the Department.
- 5) Maintain the top of shaft concrete within ± 3 inches from the plan top of shaft elevation, measured after excess shaft concrete has been removed.
- 6) Design excavation equipment and methods so that the completed shaft excavation will have a planar bottom. Maintain the cutting edges of excavation equipment normal to the vertical axis of the equipment within a tolerance of $\pm 3/8$ inch per foot of diameter. The tip elevation of the shaft has a tolerance of ± 6 inches from final shaft tip elevation unless otherwise specified in the plans.

Drilled shaft excavations and completed shafts not constructed within the required tolerances are unacceptable. Correct all unacceptable shaft excavations and completed shafts to the satisfaction of the Engineer. When a shaft excavation is completed with unacceptable tolerances, present corrective measures designed by a registered Professional Engineer for approval.

4.0 MEASUREMENT.

4.1 Drilled Shafts. The Department will not measure for payment any trial batches required to demonstrate the adequacy of the concrete mix, method, or equipment; concrete required to fill an oversized casing or oversized excavation; obstruction removal; over-reaming or sidewall cleaning; inspection work or inspection equipment; materials or work necessary, including engineering analyses and redesign, to alter unacceptable work methods or to complete corrections for unacceptable work; and will consider them incidental to the Drilled Shaft. Unless noted otherwise in the contract documents, casing is incidental to the drilled shaft.

4.1.1 Drilled Shaft, Common. The Department will measure the length, in linear feet, of drilled shaft above the top of rock elevation shown on the plans. The

11C

Department will consider this quantity Drilled Shaft, Common regardless of the character of material actually encountered.

4.1.2 Drilled Shafts, Solid Rock. The Department will measure the length, in linear feet, of drilled shaft below the top of rock elevation shown on plans. The Department will consider this quantity Drilled Shafts, Solid Rock regardless of the character of material actually encountered during excavation.

4.2 Technique Shaft. The Department will pay for technique shaft at the contract unit price per each as detailed on the plans or as directed by the Engineer. This will constitute full compensation for all costs incurred during installation as described herein for 'Drilled Shaft' or in the contract documents. No additional compensation beyond the number of technique shafts allowed for in the plans will be permitted for additional technique shafts required because of failure to demonstrate adequacy of methods.

4.3 Rock Coring and Rock Sounding. The Department will measure Rock Sounding and Rock Coring shown on the plans, as specified in part 3.5 of this Special Note, and as the Engineer directs, in linear feet to the nearest 0.1-foot. If soil samples are specified in the contract documents they will be incidental to the unit price bid for Rock Sounding. The Department will not measure or pay for subsurface exploration performed deeper than the elevations indicated on the plans and/or in this Special Note, unless directed by the Engineer, and will consider it incidental to these items of work. Additionally, the Department will consider all mobilization, equipment, labor, incidental items, and operations necessary to complete the boring operations incidental to these items of work.

5.0 PAYMENT. The Department will make payment for the completed and accepted quantities under the following:

<u>Code</u>	<u>Pay Item</u>	<u>Pay Unit</u>
----	Drilled Shaft, Diameter*, Common	Linear Foot
----	Drilled Shaft, Diameter*, Solid Rock	Linear Foot
----	Technique Shaft	Each
20745ED	Rock Sounding	Linear Foot
20746ED	Rock Coring	Linear Foot

** See Plan Sheets for sizes of shafts.*

The Department will consider payment as full compensation for all work required in this note.

June 15, 2012

SPECIAL NOTE FOR ROCK BLASTING

This Special Note will apply when indicated on the plans or in the proposal. Section references herein are to the Department's Current Standard Specifications for Road and Bridge Construction.

1.0 DESCRIPTION. This work consists of fracturing rock and constructing stable final rock cut faces using presplit blasting and production blasting techniques.

2.0 MATERIALS. Deliver, store, and use explosives according to the manufacturer's recommendations and applicable laws. Do not use explosives outside their recommended use date. Verify date of manufacture and provide copies of the technical data sheets (TDS) and material safety data sheets (MSDS) to the Engineer. Explosives and initiating devices include, but are not necessarily limited to, dynamite and other high explosives, slurries, water gels, emulsions, blasting agents, initiating explosives, detonators, blasting caps, and detonating cord.

3.0 CONSTRUCTION. Furnish copies or other proof of all-applicable permits and licenses. Comply with Federal, State, and local regulations on the purchase, transportation, storage, and use of explosive material. Regulations include but are not limited to the following:

- 1) KRS 351.310 through 351.9901.
- 2) 805 KAR 4:005 through 4:165
- 3) Applicable rules and regulations issued by the Office of Mine Safety and Licensing.
- 4) Safety and health. OSHA, 29 CFR Part 1926, Subpart U.
- 5) Storage, security, and accountability. Bureau of Alcohol, Tobacco, and Firearms (BATF), 27 CFR Part 181.
- 6) Shipment. DOT, 49 CFR Parts 171-179, 390-397.

3.1 Blaster-in-Charge. Designate in writing a blaster-in-charge and any proposed alternates for the position. Submit documentation showing the blaster-in-charge, and alternates, have a valid Kentucky blaster's license. Ensure the blaster-in-charge or approved alternate is present at all times during blasting operations.

3.2 Blasting Plans. Blasting plans and reports are for quality control and record keeping purposes. Blasting reports are to be signed by the blaster-in-charge or the alternate blaster-in-charge. The general review and acceptance of blasting plans does not relieve the Contractor of the responsibility whatsoever for conformance to regulations or for obtaining the required results. All blasting plans shall be submitted to the Engineer. The Engineer will be responsible for submitting the plan to the Central Office Division of Construction and the Division of Mine Reclamation and Enforcement, Explosives and Blasting Branch at the following address: 2 Hudson Hollow, Frankfort, Kentucky, 40601.

A) General Blasting Plan. Submit a general blasting plan for acceptance at least 15 working days before drilling operations begin. Include, as a minimum, the following safety and procedural details:

- 1) Working procedures and safety precautions for storing, transporting, handling, detonating explosives. Include direction on pre and post blast audible procedures, methods of addressing misfires, and methods of addressing inclement weather, including lightning.
- 2) Proposed product selection for both dry and wet holes. Furnish Manufacturer's TDS and MSDS for all explosives, primers, initiators, and other blasting devices.
- 3) Proposed initiation and delay methods.
- 4) Proposed format for providing all the required information for the site specific blasting shot reports.

B) Preblast Meeting. Prior to drilling operations, conduct a preblast meeting to discuss safety and traffic control issues and any site specific conditions that will need to be addressed. Ensure, at a minimum, that the Engineer or lead inspector, Superintendent, blaster-in-charge, and all personnel involved in the blasting operation are present. Site specific conditions include blast techniques; communication procedures; contingency plans and equipment for dealing with errant blast material. The conditions of the General Blasting plan will be discussed at this meeting. Record all revisions and additions made to the blasting plan and obtain written concurrence by the blaster-in-charge. Provide a copy of the signed blast plan to the Engineer along with the sign in sheet from the preblast meeting.

3.3 Preblast Condition Survey and Vibration Monitoring and Control. Before blasting, arrange for a preblast condition survey of nearby buildings, structures, or utilities, within 500 feet of the blast or that could be at risk from blasting damage. Provide the Engineer a listing of all properties surveyed and any owners denying entry or failing to respond. Notify the Engineer and occupants of buildings at risk at least 24 hours before blasting.

Limit ground vibrations and airblast to levels that will not exceed limits of 805 KAR 4:005 through 4:165. More restrictive levels may be specified in the Contract.

Size all blast designs based on vibration, distance to nearest building or utility, blast site geometry, atmospheric conditions and other factors. Ground vibrations are to be controlled according to the blasting standards and scaled distance formulas in 805 KAR 4:020 or by the use of seismographs as allowed in 805 KAR 4:030. The Department will require seismographs at the nearest allowable location to the protected site when blasting occurs within 500 feet of buildings, structures, or utilities.

3.4 Blasting. Drill and blast at the designated slope lines according to the blasting plan. Perform presplitting to obtain smooth faces in the rock and shale formations. Perform the presplitting before blasting and excavating the interior portion of the specified cross section at any location. The Department may allow blasting for fall benches and haul roads prior to presplitting when blasting is a sufficient distance from the final slope and results are satisfactory to the Engineer. Use the types of explosives and blasting accessories necessary to obtain the required results.

Free blast holes of obstructions for their entire depth. Place charges without caving the blast hole walls. Stem the upper portion of all blast holes with dry sand or other granular material passing the 3/8-inch sieve. Dry drill cuttings are acceptable for stemming when blasts are more than 800 feet from the nearest dwelling.

11D

Stop traffic during blasting operations when blasting near any road and ensure traffic does not pass through the Danger Zone. The blaster-in-charge will define the Danger Zone prior to each blast. Ensure traffic is stopped outside the Danger Zone, and in no case within 800 feet of the blast location.

Following a blast, stop work in the entire blast area, and check for misfires before allowing worker to return to excavate the rock.

Remove or stabilize all cut face rock that is loose, hanging, or potentially dangerous. Leave minor irregularities or surface variations in place if they do not create a hazard. Drill the next lift only after the cleanup work and stabilization work is complete.

When blasting operations cause fracturing of the final rock face, repair or stabilize it in an approved manner at no cost to the Department.

Halt blasting operations in areas where any of the following occur:

- 1) Slopes are unstable;
- 2) Slopes exceed tolerances or overhangs are created;
- 3) Backslope damage occurs;
- 4) Safety of the public is jeopardized;
- 5) Property or natural features are endangered;
- 6) Fly rock is generated; or
- 7) Excessive ground or airblast vibrations occur in an area where damage to buildings, structures, or utilities is possible.
- 8) The Engineer determines that materials have become unsuitable for blasting

Blasting operations may continue at a reasonable distance from the problem area or in areas where the problems do not exist. Make the necessary modifications to the blasting operations and perform a test blast to demonstrate resolution of the problem.

A) Drill Logs. Maintain a layout drawing designating hole numbers with corresponding drill logs and provide a copy of this information to the blaster prior to loading the hole. Ensure the individual hole logs completed by the driller(s) show their name; date drilled; total depth drilled; and depths and descriptions of significant conditions encountered during drilling that may affect loading such as water, voids, changes in rock type.

B) Presplitting. Conduct presplitting operations in conformance with Subsection 204.03.04 of the Standard Specifications for Road and Bridge Construction.

3.5 Shot Report. Maintain all shot reports on site for review by the Department. Within one day after a blast, complete a shot report according to the record keeping requirements of 805 KAR 4:050. Include all results from airblast and seismograph monitoring.

3.6 Unacceptable Blasting. When unacceptable blasting occurs, the Department will halt all blasting operations. Blasting will not resume until the Department completes its investigation and all concerns are addressed. A blast is unacceptable when it results in fragmentation beyond the final rock face, fly rock, excessive vibration or airblast, overbreak, damage to the final rock face or overhang. Assume the cost for all resulting damages to private and public property and hold the Department harmless.

11D

When an errant blast or fly rock causes damage to or blocks a road or conveyance adjacent to the roadway, remove all debris from the roadway as quickly as practicable and perform any necessary repairs. Additionally, when specified in the Contract, the Department will apply a penalty.

Report all blasting accidents to the Division of Mine Reclamation and Enforcement, Explosives and Blasting Branch at 502-564-2340.

4.0 MEASUREMENT AND PAYMENT. The Department will not measure this work for payment and will consider all items contained in this note to be incidental to either Roadway Excavation or Embankment-in-Place, as applicable. However, if the Engineer directs in writing slope changes, then the Department will pay for the second presplitting operation as Extra Work.

The Department will measure for payment material lying outside the typical section due to seams, broken formations, or earth pockets, including any earth overburden removed with this material, only when the work is performed under authorized adjustments.

The Department will not measure for payment any extra material excavated because of the drill holes being offset outside the designated slope lines.

The Department will not measure for payment any material necessary to be removed due to the inefficient or faulty blasting practices.

July 1, 2022

SPECIAL NOTE FOR TURF REINFORCING MAT

1.0 DESCRIPTION. Install turf reinforcement mat at locations specified in the Contract or as the Engineer directs. Section references herein are to the Department’s Current Standard Specifications for Road and Bridge Construction.

2.0 MATERIALS.

2.1 Turf Reinforcement Mat (TRM). Use a Turf Reinforcement Mat defined as permanent rolled erosion control product composed of non-degradable synthetic fibers, filaments, nets, wire mesh and/or other elements, processed into a three-dimensional matrix of sufficient thickness and from the Department’s List of Approved Materials. Mats must be 100% UV stabilized materials. For TRMs containing degradable components, all physical property values must be obtained on the non-degradable portion of the matting exclusively. Ensure product labels clearly show the manufacturer or supplier name, style name, and roll number. Ensure labeling, shipment and storage follows ASTM D-4873. The Department will require manufacturer to provide TRMs that are machine constructed web of mechanically or melt bonded nondegradable fibers entangled to form a three dimensional matrix. The Department will require all long term performance property values in table below to be based on non degradable portion of the matting alone. Approved methods include polymer welding, thermal or polymer fusion, or placement of fibers between two high strength biaxially oriented nets mechanically bound by parallel stitching with polyolefin thread. Ensure that mats designated in the plans as Type 4 mats, are not to be manufactured from discontinuous or loosely held together by stitching or glued netting or composites. Type 4 mats shall be composed of geosynthetic matrix that exhibits a very high interlock and reinforcement capacities with both soil and root systems and with high tensile modulus. The Department will require manufacturer to use materials chemically and biologically inert to the natural soil environments conditions. Ensure the blanket is smolder resistant without the use of chemical additives. When stored, maintain the protective wrapping and elevate the mats off the ground to protect them from damage. The Department will not specify these materials for use in heavily acidic coal seam areas or other areas with soil problems that would severally limit vegetation growth.

2.2 Classifications

The basis for selection of the type of mat required will be based on the long term shear stress level of the mat of the channel in question or the degree of slope to protect and will be designated in the contract. The Type 4 mats are to be used at structural backfills protecting critical structures, utility cuts, areas where vehicles may be expected to traverse the mat, channels with large heavy drift, channels with high shear stresses, and where higher factors of safety, very steep slopes and/or durability concerns are needed as determined by project team and designer and will be specified in the plans by designer.

Properties	Type 1	Type 2	Type 3	Type 4
Maximum Slope (H:V)	1:1	1:1	0.5:1	0.5:1
Un-vegetated Shear	≥ 2.0 lbs/ft ² (≥ 96 Pa)	≥ 2.0 lb/ft2 (≥ 96 Pa)"	≥ 2.0 lb/ft2 (≥ 96 Pa)	≥ 2.0 lb/ft2 (≥ 96 Pa)

11F

Stress ^{b, c, d} ASTM D6460				
Vegetated Shear Stress ^{c, d, e, f} ASTM D6460	≥ 6.0 lbs/ft ² (≥ 287 Pa)	≥ 8.0 lb/ft ² (≥ 383 Pa)	≥ 10.0 lb/ft ² (≥ 479 Pa)	≥ 12.0 lb/ft ² (≥ 575 Pa)
Seedling Emergence ^d ASTM D7322	≥ 250%	≥ 250%	≥ 250%	≥ 250%
MD Material Tensile Strength ^{d, f} ASTM D6818	≥ 150 lbs/ft (≥ 2.2 kN/m)	≥ 175 lbs/ft (≥ 2.6 kN/m)	≥ 200 lbs/ft (≥ 2.9 kN/m)	≥ 1,500 lbs/ft (≥ 21.9 kN/m)
TD Material Tensile Strength ^{d, f} ASTM D6818	≥ 150 lbs/ft (≥ 2.2 kN/m)	≥ 175 lbs/ft (≥ 2.6 kN/m)	≥ 200 lbs/ft (≥ 2.9 kN/m)	≥ 1,500 lbs/ft (≥ 21.9 kN/m)
Mass Per Unit Area ^d ASTM D6566	≥ 8.0 oz/yd ² (≥ 271 g/m ²))	≥ 8.0 oz/yd ² (≥ 271 g/m ²)	≥ 8.0 oz/yd ² (≥ 271 g/m ²)	≥ 8.0 oz/yd ² (≥ 271 g/m ²)
Material Thickness ^d ASTM D6525	≥ 0.25 in (≥ 6.35 mm)	≥ 0.25 in (≥ 6.35 mm)	≥ 0.25 in (≥ 6.35 mm)	≥ 0.25 in (≥ 6.35 mm)
UV Stability ^{c, e} ASTM D4355	≥ 80% @ 500 hrs	≥ 80% @ 500 hrs	≥ 80% @ 1,000 hrs	≥ 90% @ 1,000 hrs

- a. For Type 4 mats, property values tested per ASTM D6818 and D6525 are reported as minimum average roll values (MARVs). MARVs are calculated as the typical minus two standard deviations. Statistically, it yields a 97.7% degree of confidence that any samples taken from quality assurance testing will exceed the value reported.
- b. Required minimum shear stress TRM (un-vegetated) can sustain without physical damage or excess erosion (> 12.7 mm (0.5 in.) soil loss during successive, minimum 30 minute flow events in large scale testing.
- c. Acceptable large-scale testing protocol may include ASTM D6460, or other independent testing deemed acceptable by the engineer. Large-scale performance testing typically involves limited soil types and vegetative stands, therefore it is recommended that an appropriate factor of safety be used in design and product selection (see Guidance Document for further information).
- d. Typical values are calculated as the average value, it yields a 50% degree of confidence that any samples taken from quality assurance testing will exceed the value reported.
- e. Required minimum shear stress TRM (fully vegetated) can sustain without physical damage or excess erosion (> 12.7 mm (0.5 in.) soil loss during successive, minimum 30 minute flow events in large scale testing.
- f. For TRMs containing degradable components, property values must be obtained on the non-degradable portion of the matting alone.

NOTE: TRMs are typically used in hydraulic applications, such as high flow ditches and channels, steep slopes, stream banks, and shorelines, where erosive forces may exceed the limits of natural, unreinforced vegetation or in areas where limited vegetation establishment is anticipated.

2.3 Quality Assurance Sampling, Testing, and Acceptance

- A) Performance Testing: The Department will require AASHTO's NTPEP index testing. The Department will also require the manufacturer to perform internal MARV testing at a Geosynthetic Accreditation Institute – Laboratory Accreditation Program (GAI-LAP) accredited laboratory for tensile strength, tensile elongation, mass per unit area, and thickness once every 24,000 yds of production or whatever rate is required to ensure

11F

97.7% confidence under ASTM D4439& 4354. The Department will require Full scale testing for slope and channel applications shear stress shall be done under ASTM D 6459, ASTM D 6460-07 procedures.

- B) Provide TRM listed on the Department's List of Approved Materials. Prior to inclusion on the LAM, the manufacturer of TRM must meet the physical and performance criteria as outlined in the specification and submit a Letter Certifying compliance of the product under the above ASTM testing procedures and including a copy of report from Full Scale Independent Hydraulics Facility that Fully Vegetated Shear Stress meets shear stress requirements tested under D6459 and D6460-07.
- C) Contractors will provide a Letter of Certification from Manufacturer stating the product name, manufacturer, and that the product MARV product unit testing results meets Department criteria. Provide Letters once per project and for each product.
- D) Acceptance shall be in accordance with ASTM D-4759 based on testing performed by a Geosynthetic Accreditation Institute – Laboratory Accreditation Program (GAI-LAP) accredited laboratory using Procedure A of ASTM D-4354.

Current mats meeting the above criteria are shown on the Department's List of Approved Materials. Mats that exceed the criteria for KYTC Types 1-4 are available. Contact an erosion control material supplier for more information.

2.4 Fasteners. When the mat manufacturer does not specify a specific fastener, use steel wire U-shaped staples with a minimum diameter of 0.09 inches (11 gauge), a minimum width of one inch and a minimum length of 12 inches. Use a heavier gauge when working in rocky or clay soils and longer lengths in sandy soils as directed by Engineer or Manufacturer's Representative. Provide staples with colored tops when requested by the Engineer.

3.0 CONSTRUCTION. Provide a Manufacturer's Representative on-site to oversee and approve the initial installation of the mat. When requested by the Engineer, provide a letter from the Manufacturer approving the installation. When there is a conflict between the Department's criteria and the Manufacturer's criteria, construct using the more restrictive. The Engineer and Manufacturer's Representative must approve all alternate installation methods prior to execution. Construct according to the Manufacturer's recommendations and the following as minimum installation technique:

3.1 Site Preparation. Smoothly grade areas to be treated with matting and compact. Remove large rocks, soil clods, vegetation, roots, and other sharp objects that could keep the mat from intimate contact with subgrade. Prepare seedbed by loosening the top 2 to 3 inch of soil.

3.2 Installation. Install mats according to Standard Drawing Sepias "Turf Mat Channel Installation" and "Turf Mat Slope Installation." Install mats at the specified elevation and alignment. Anchor the mats with staples with a minimum length of 12 inches. Use longer anchors for installations in sandy, loose, or wet soils as directed by the Engineer or Manufacturer's Representative. The mat should be in direct contact with the soil surface. Infill and overfill the mat with a minimum of ½" of soil as directed by the Manufacturer.

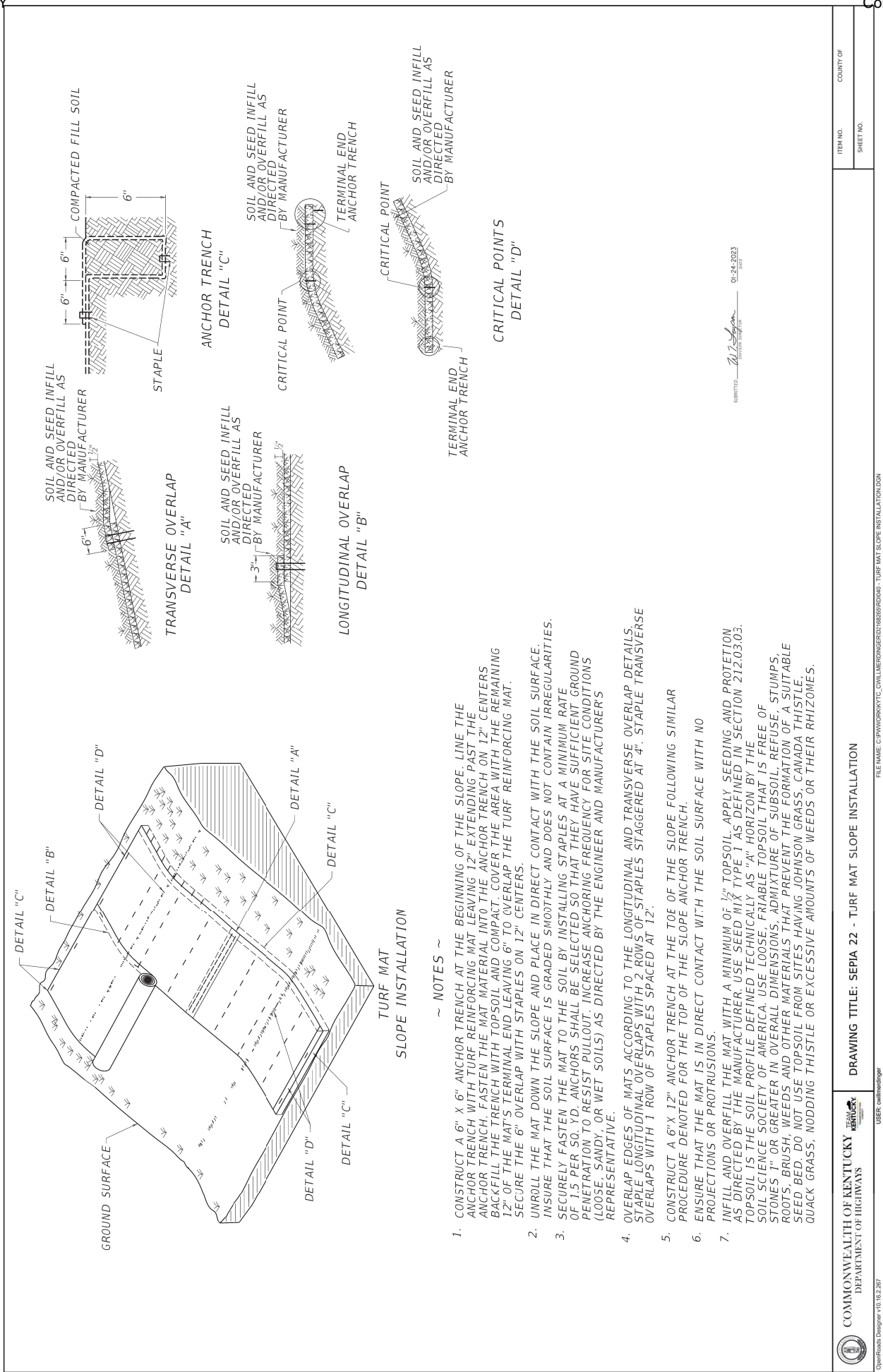
11F

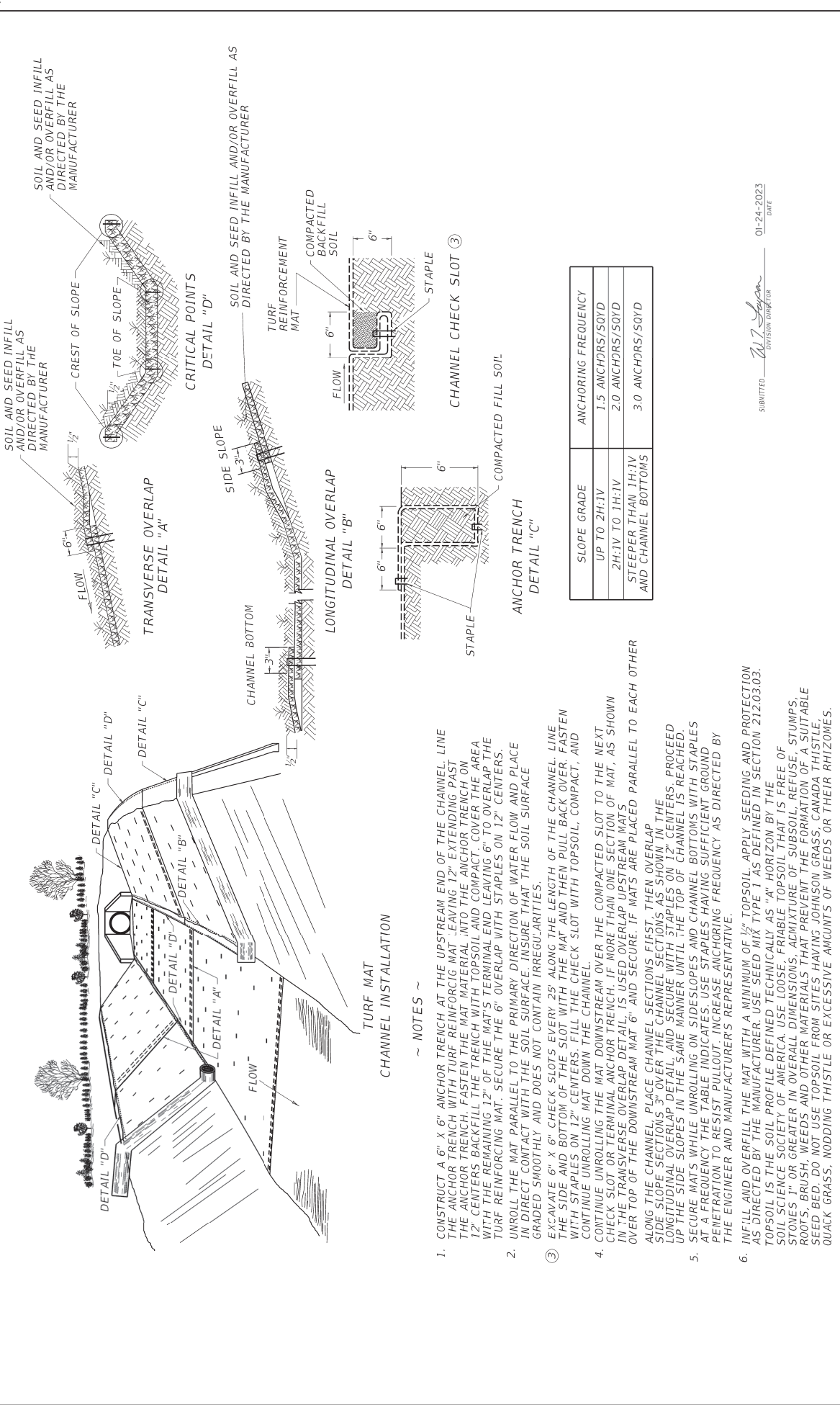
4.0 MEASUREMENT. The Department will measure the quantity of Turf Reinforcement Mat by the square yard of surface covered. The Department will not measure preparation of the bed, providing a Manufacturer’s Representative, topsoil, or seeding for payment and will consider them incidental to the Turf Reinforcement Mat. The Department will not measure any reworking of slopes or channels for payment as it is considered corrective work and incidental to the Turf Reinforcement Mat. Seeding and protection will be an incidental item.

5.0 PAYMENT. The Department will make payment for the completed and accepted quantities under the following:

<u>Code</u>	<u>Pay Item</u>	<u>Pay Unit</u>
23274EN11F	Turf Reinforcement Mat 1	Square Yard
23275EN11F	Turf Reinforcement Mat 2	Square Yard
23276EN11F	Turf Reinforcement Mat 3	Square Yard
23277EN11F	Turf Reinforcement Mat 4	Square Yard

June 29, 2023





~ NOTES ~

1. CONSTRUCT A 6" X 6" ANCHOR TRENCH AT THE UPSTREAM END OF THE CHANNEL. LINE THE ANCHOR TRENCH WITH TURF REINFORCEMENT MAT, LEAVING 12" EXTENDING PAST THE ANCHOR TRENCH. FASTEN THE MAT MATERIAL INTO THE ANCHOR TRENCH ON 12" CENTERS. BACKFILL THE TRENCH WITH TOPSOIL AND COMPACT TO COVER THE AREA WITH THE REMAINING 12" OF THE MATS. TERMINAL END LEAVING 6" TO OVERLAP THE TURF REINFORCING MAT. SECURE THE 6" OVERLAP WITH STAPLES ON 12" CENTERS.
2. UNROLL THE MAT PARALLEL TO THE PRIMARY DIRECTION OF WATER FLOW AND PLACE IN DIRECT CONTACT WITH THE SOIL SURFACE. INSURE THAT THE SOIL SURFACE IS GRADED SMOOTHLY AND DOES NOT CONTAIN IRREGULARITIES.
3. EXCAVATE 6" X 6" CHECK SLOTS EVERY 25' ALONG THE LENGTH OF THE CHANNEL. LINE THE SIDE AND BOTTOM OF THE SLOT WITH THE MAT AND THEN PULL BACK OVER, FASTEN WITH STAPLES ON 12" CENTERS. FILL THE CHECK SLOT WITH TOPSOIL, COMPACT, AND CONTINUE UNROLLING MAT DOWN THE CHANNEL.
4. CHECK SLOPE OR TERMINAL ANCHOR TRENCH. IF MORE THAN ONE SECTION OF MAT, AS SHOWN IN THE TRANSVERSE OVERLAP DETAIL, IS USED OVERLAP UPSTREAM MATS, AS SHOWN OVER TOP OF THE DOWNSTREAM MAT 6" AND SECURE IF MATS ARE PLACED PARALLEL TO EACH OTHER ALONG THE CHANNEL. PLACE CHANNEL SECTIONS FIRST, THEN OVERLAP SIDE SLOPE SECTIONS. SECURE THE CHANNEL SECTIONS WITH STAPLES ON 12" CENTERS. LONGITUDINAL OVERLAP DETAIL AND SECURE WITH STAPLES ON 12" CENTERS. PROCEED UP THE SIDE SLOPES IN THE SAME MANNER UNTIL THE TOP OF CHANNEL IS REACHED.
5. SECURE MATS WHILE UNROLLING ON SIDESLOPES AND CHANNEL BOTTOMS WITH STAPLES AT A FREQUENCY THE TABLE INDICATES. USE STAPLES HAVING SUFFICIENT GROUND PENETRATION TO RESIST PULLOUT. INCREASE ANCHORING FREQUENCY AS DIRECTED BY THE ENGINEER AND MANUFACTURER'S REPRESENTATIVE.
6. INFILL AND OVERFILL THE MAT WITH A MINIMUM OF 1/2" TOPSOIL. APPLY SEEDING AND PROTECTION AS DIRECTED BY THE MANUFACTURER. USE SEED MIX TYPE 1 AS DEFINED IN SECTION 212.03.03. TOPSOIL IS THE SOIL PROFILE DEFINED TECHNICALLY AS "A" HORIZON BY THE SOIL SCIENCE SOCIETY OF AMERICA. USE LOOSE, FRABLE TOPSOIL THAT IS FREE OF STONES 1" OR GREATER IN OVERALL DIMENSIONS, ADMIXTURE OF SUBSOIL, REFUSE, STUMPS, ROOTS, BRUSH, WEEDS AND OTHER MATERIALS THAT PREVENT THE FORMATION OF A SUITABLE SEED BED. DO NOT USE TOPSOIL FROM SITES HAVING JOHNSON GRASS, CANADA THISTLE, QUACK GRASS, NODDING THISTLE OR EXCESSIVE AMOUNTS OF WEEDS OR THEIR RHIZOMES.

SPECIAL NOTE FOR BARCODE LABEL ON PERMANENT SIGNS

1.0 DESCRIPTION. Install barcode label on sheeting signs. Section references herein are to the Department's Standard Specifications for Road and Bridge Construction, current edition.

2.0 MATERIALS. The Department will provide the Contractor with a 2 inch x 1 inch foil barcode label for each permanent sheeting sign. A unique number will be assigned to each barcode label.

The Contractor shall contact the Operations and Pavement Management Branch in the Division of Maintenance at (502) 564-4556 to obtain the barcode labels.

3.0 CONSTRUCTION. Apply foil barcode label in the lower right quadrant of the sign back. Signs where the bottom edge is not parallel to the ground, the lowest corner of the sign shall serve as the location to place the barcode label. The barcode label shall be placed no less than one-inch and no more than three inches from any edge of the sign. The barcode must be placed so that the sign post does not cover the barcode label.

Barcodes shall be applied in an indoor setting with a minimum air temperature of 50°F or higher. Prior to application of the barcode label, the back of the sign must be clean and free of dust, oil, etc. If the sign is not clean, an alcohol swab shall be used to clean the area. The area must be allowed to dry prior to placement of the barcode label.

Data for each sign shall include the barcode number, MUTCD reference number, sheeting manufacturer, sheeting type, manufacture date, color of primary reflective surface, installation date, latitude and longitude using the North American Datum of 1983 (NAD83) or the State Plane Coordinates using an x and y ordinate of the installed location.

Data should be provided electronically on the TC 71-229 Sign Details Information and TC 71-230 Sign Assembly Information forms. The Contractor may choose to present the data in a different format provided that the information submitted to the Department is equivalent to the information required on the Department TC forms. The forms must be submitted in electronic format regardless of which type of form is used. The Department will not accept PDF or handwritten forms. These completed forms must be submitted to the Department prior to final inspection of the signs. The Department will not issue formal acceptance for the project until the TC 71-229 and TC-230 electronic forms are completed for all signs and sign assemblies on the project.

4.0 MEASUREMENT. The Department will measure all work required for the installation of the barcode label and all work associated with completion and submission of the sign inventory data (TC 71-229 and TC 71-230).


The installation of the permanent sign will be measured in accordance to Section 715.

5.0 PAYMENT. The Department will make payment for the completed and accepted quantities under the following:



<u>Code</u>	<u>Pay Item</u>	<u>Pay Unit</u>
24631EC	Barcode Sign Inventory	Each

The Department will not make payment for this item until all barcodes are installed and sign inventory is complete on every permanent sign installed on the project. The Department will make payment for installation of the permanent sign in accordance to Section 715. The Department will consider payment as full compensation for all work required under this special note.

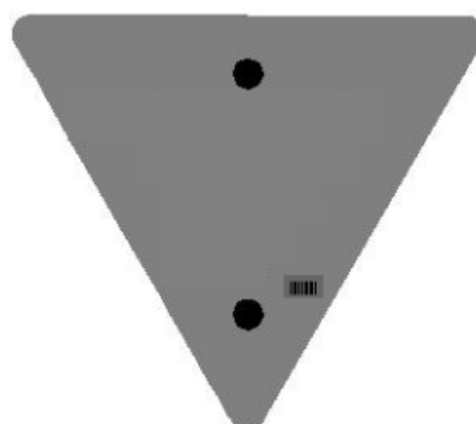

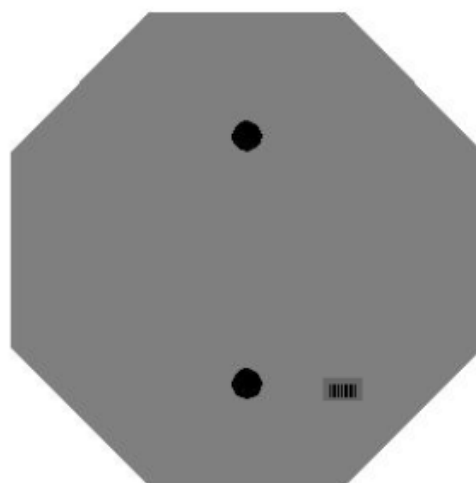

One Sign Post



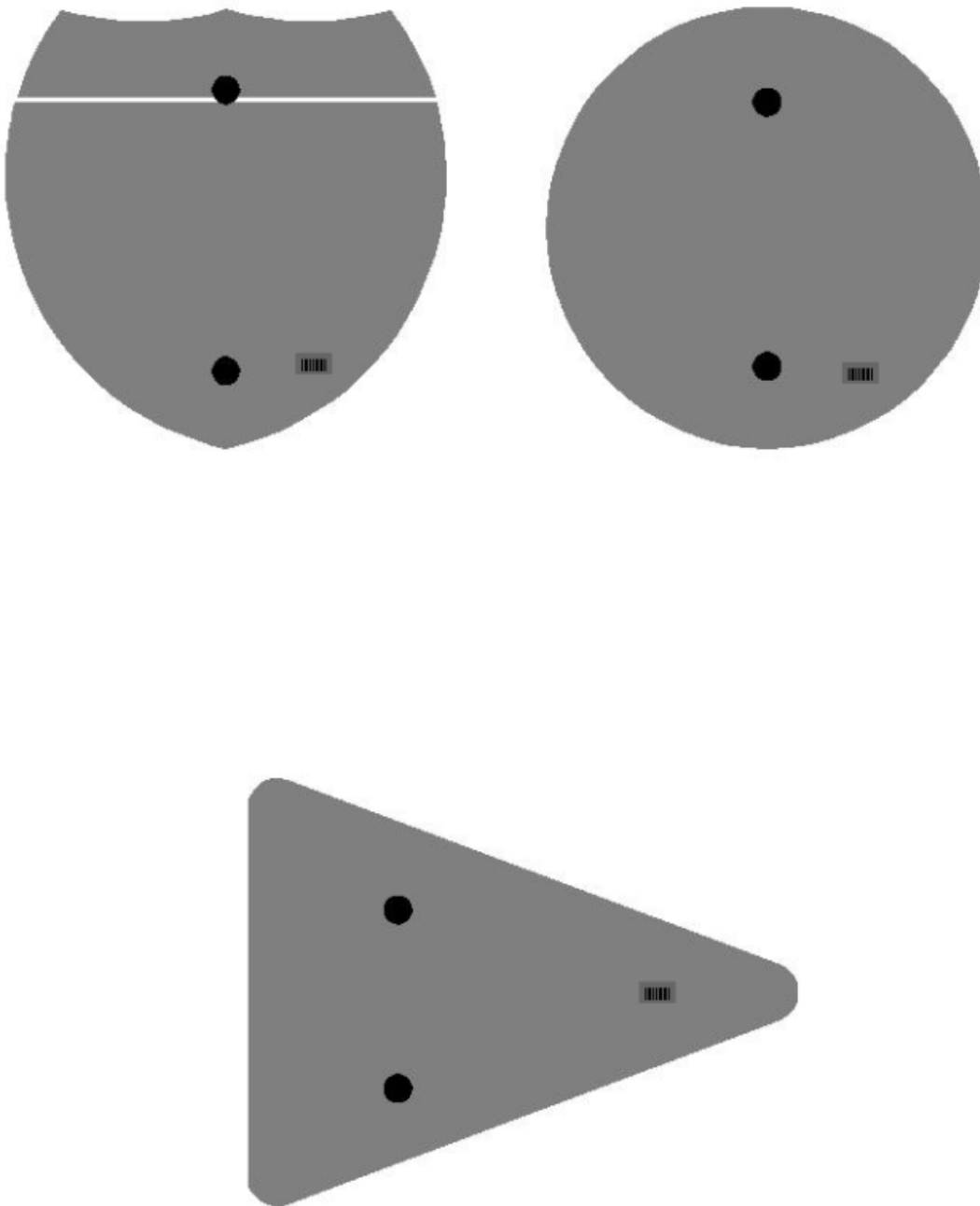
↑
2" Wide Post



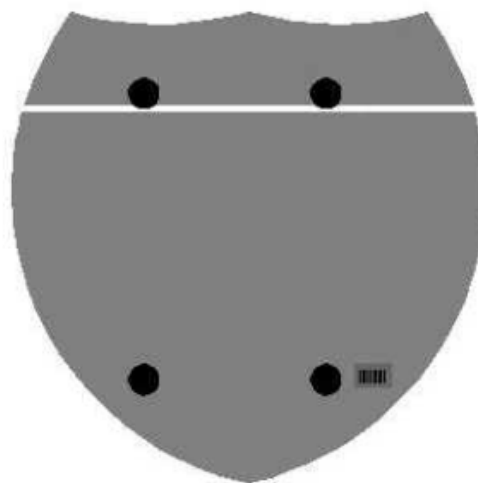
One Sign Post




One Sign Post



Double Sign Post

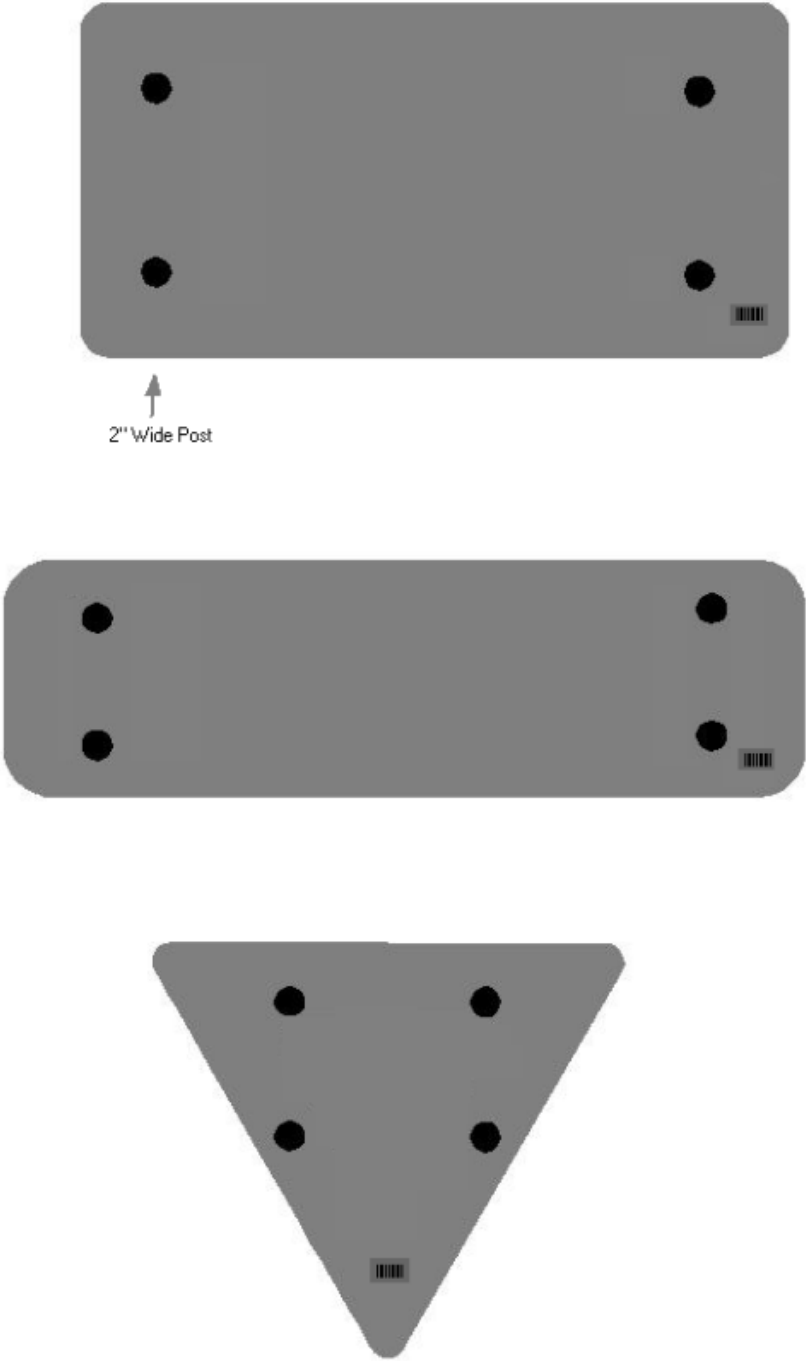


Interstate
Shield



48" Stop

2 Post Signs



SPECIAL NOTE FOR LONGITUDINAL PAVEMENT JOINT ADHESIVE

1. **DESCRIPTION.** This specification covers the requirements and practices for applying an asphalt adhesive material to the longitudinal joint of the surface course of an asphalt pavement. Apply the adhesive to the face of longitudinal joint between driving lanes for the first lane paved. Then, place and compact the adjacent lane against the treated face to produce a strong, durable, waterproof longitudinal joint.
2. **MATERIALS, EQUIPMENT, AND PERSONNEL.**

2.1 Joint Adhesive. Provide material conforming to Subsection 2.1.1.

2.1.1 Provide an adhesive conforming to the following requirements:

Property	Specification	Test Procedure
Viscosity, 400 ° F (Pa·s)	4.0 – 10.0	ASTM D 4402
Cone Penetration, 77 ° F	60 – 100	ASTM D 5329
Flow, 140 ° F (mm)	5.0 max.	ASTM D 5329
Resilience, 77 ° F (%)	30 min.	ASTM D 5329
Ductility, 77 ° F (cm)	30.0 min.	ASTM D 113
Ductility, 39 ° F (cm)	30.0 min.	ASTM D 113
Tensile Adhesion, 77 ° F (%)	500 min.	ASTM D 5329, Type II
Softening Point, ° F	171 min.	AASHTO T 53
Asphalt Compatibility	Pass	ASTM D 5329

Ensure the temperature of the pavement joint adhesive is between 380 and 410 °F when the material is extruded in a 0.125-inch-thick band over the entire face of the longitudinal joint.

2.2. Equipment.

2.2.1 Melter Kettle. Provide an oil-jacketed, double-boiler, melter kettle equipped with any needed agitation and recirculating systems.

2.2.2 Applicator System. Provide a pressure-feed-wand applicator system with an applicator shoe attached.

2.3 Personnel. Ensure a technical representative from the manufacturer of the pavement joint adhesive is present during the initial construction activities and available upon the request of the Engineer.

3. **CONSTRUCTION.**

3.1 Surface Preparation. Prior to the application of the pavement joint adhesive, ensure the face of the longitudinal joint is thoroughly dry and free from dust or any other debris that would inhibit adhesion. Clean the joint face by the use of compressed air.

Ensure this preparation process occurs shortly before application to prevent the return of debris on the joint face.

3.2 Pavement Joint Adhesive Application. Ensure the ambient temperature is a minimum of 40 ° F during the application of the pavement joint adhesive. Prior to applying the adhesive, demonstrate competence in applying the adhesive according to this note to the satisfaction of the Engineer. Heat the adhesive in the melter kettle to the specified temperature range. Pump the adhesive from the melter kettle through the wand onto the vertical face of the cold joint. Apply the adhesive in a continuous band over the entire face of the longitudinal joint. Do not use excessive material in either thickness or location. Ensure the edge of the extruded adhesive material is flush with the surface of the pavement. Then, place and compact the adjacent lane against the joint face. Remove any excessive material extruded from the joint after compaction (a small line of material may remain).

3.3 Pavement Joint Adhesive Certification. Furnish the joint adhesive's certification to the Engineer stating the material conforms to all requirements herein prior to use.

3.4 Sampling and Testing. The Department will require a random sample of pavement joint adhesive from each manufacturer's lot of material. Extrude two 5 lb. samples of the heated material and forward the sample to the Division of Materials for testing. Reynolds oven bags, turkey size, placed inside small cardboard boxes or cement cylinder molds have been found suitable. Ensure the product temperature is 400°F or below at the time of sampling.

4. MEASUREMENT. The Department will measure the quantity of Pavement Joint Adhesive in linear feet. The Department will not measure for payment any extra materials, labor, methods, equipment, or construction techniques used to satisfy the requirements of this note. The Department will not measure for payment any trial applications of Pavement Joint Adhesive, the cleaning of the joint face, or furnishing and placing the adhesive. The Department will consider all such items incidental to the Pavement Joint Adhesive.
5. PAYMENT. The Department will pay for the Pavement Joint Adhesive at the Contract unit bid price and apply an adjustment for each manufacturer's lot of material based on the degree of compliance as defined in the following schedule. When a sample fails on two or more tests, the Department may add the deductions, but the total deduction will not exceed 100 percent.

11N

Pavement Joint Adhesive Price Adjustment Schedule						
Test	Specification	100% Pay	90% Pay	80% Pay	50% Pay	0% Pay
Joint Adhesive Referenced in Subsection 2.1.1						
Viscosity, 400 ° F (Pa•s)			3.0-3.4	2.5-2.9	2.0-2.4	≤1.9
ASTM D 3236	4.0-10.0	3.5-10.5	10.6-11.0	11.1-11.5	11.6-12.0	≥ 12.1
Cone Penetration, 77 ° F			54-56	51-53	48-50	≤ 47
ASTM D 5329	60-100	57-103	104-106	107-109	110-112	≥ 113
Flow, 140 ° F (mm) ASTM D 5329	≤ 5.0	≤ 5.5	5.6-6.0	6.1-6.5	6.6-7.0	≥ 7.1
Resilience, 77 ° F (%) ASTM D 5329	≥ 30	≥ 28	26-27	24-25	22-23	≤ 21
Tensile Adhesion, 77 ° F (%) ASTM D 5329	≥ 500	≥ 490	480-489	470-479	460-469	≤ 459
Softening Point, ° F AASHTO T 53	≥ 171	≥ 169	166-168	163-165	160-162	≤ 159
Ductility, 77 ° F (cm) ASTM D 113	≥ 30.0	≥ 29.0	28.0-28.9	27.0-27.9	26.0-26.9	≤ 25.9
Ductility, 39 ° F (cm) ASTM D 113	≥ 30.0	≥ 29.0	28.0-28.9	27.0-27.9	26.0-26.9	≤ 25.9

Code

20071EC

Pay Item

Joint Adhesive

Pay Unit

Linear Foot

May 7, 2014

PART III

EMPLOYMENT, WAGE AND RECORD REQUIREMENTS

FHWA-1273 – Revised October 23, 2023

REQUIRED CONTRACT PROVISIONS FEDERAL-AID CONSTRUCTION CONTRACTS

- I. General
- II. Nondiscrimination
- III. Non-segregated Facilities
- IV. Davis-Bacon and Related Act Provisions
- V. Contract Work Hours and Safety Standards Act Provisions
- VI. Subletting or Assigning the Contract
- VII. Safety: Accident Prevention
- VIII. False Statements Concerning Highway Projects
- IX. Implementation of Clean Air Act and Federal Water Pollution Control Act
- X. Certification Regarding Debarment, Suspension, Ineligibility and Voluntary Exclusion
- XI. Certification Regarding Use of Contract Funds for Lobbying
- XII. Use of United States-Flag Vessels:

ATTACHMENTS

A. Employment and Materials Preference for Appalachian Development Highway System or Appalachian Local Access Road Contracts (included in Appalachian contracts only)

I. GENERAL

1. Form FHWA-1273 must be physically incorporated in each construction contract funded under title 23, United States Code, as required in 23 CFR 633.102(b) (excluding emergency contracts solely intended for debris removal). The contractor (or subcontractor) must insert this form in each subcontract and further require its inclusion in all lower tier subcontracts (excluding purchase orders, rental agreements and other agreements for supplies or services). 23 CFR 633.102(e).

The applicable requirements of Form FHWA-1273 are incorporated by reference for work done under any purchase order, rental agreement or agreement for other services. The prime contractor shall be responsible for compliance by any subcontractor, lower-tier subcontractor or service provider. 23 CFR 633.102(e).

Form FHWA-1273 must be included in all Federal-aid design-build contracts, in all subcontracts and in lower tier subcontracts (excluding subcontracts for design services, purchase orders, rental agreements and other agreements for supplies or services) in accordance with 23 CFR 633.102. The design-builder shall be responsible for compliance by any subcontractor, lower-tier subcontractor or service provider.

Contracting agencies may reference Form FHWA-1273 in solicitation-for-bids or request-for-proposals documents, however, the Form FHWA-1273 must be physically incorporated (not referenced) in all contracts, subcontracts and lower-tier subcontracts (excluding purchase orders, rental agreements and other agreements for supplies or services related to a construction contract). 23 CFR 633.102(b).

2. Subject to the applicability criteria noted in the following sections, these contract provisions shall apply to all work

performed on the contract by the contractor's own organization and with the assistance of workers under the contractor's immediate superintendence and to all work performed on the contract by piecework, station work, or by subcontract. 23 CFR 633.102(d).

3. A breach of any of the stipulations contained in these Required Contract Provisions may be sufficient grounds for withholding of progress payments, withholding of final payment, termination of the contract, suspension / debarment or any other action determined to be appropriate by the contracting agency and FHWA.

4. Selection of Labor: During the performance of this contract, the contractor shall not use convict labor for any purpose within the limits of a construction project on a Federal-aid highway unless it is labor performed by convicts who are on parole, supervised release, or probation. 23 U.S.C. 114(b). The term Federal-aid highway does not include roadways functionally classified as local roads or rural minor collectors. 23 U.S.C. 101(a).

II. NONDISCRIMINATION (23 CFR 230.107(a); 23 CFR Part 230, Subpart A, Appendix A; EO 11246)

The provisions of this section related to 23 CFR Part 230, Subpart A, Appendix A are applicable to all Federal-aid construction contracts and to all related construction subcontracts of \$10,000 or more. The provisions of 23 CFR Part 230 are not applicable to material supply, engineering, or architectural service contracts.

In addition, the contractor and all subcontractors must comply with the following policies: Executive Order 11246, 41 CFR Part 60, 29 CFR Parts 1625-1627, 23 U.S.C. 140, Section 504 of the Rehabilitation Act of 1973, as amended (29 U.S.C. 794), Title VI of the Civil Rights Act of 1964, as amended (42 U.S.C. 2000d et seq.), and related regulations including 49 CFR Parts 21, 26, and 27; and 23 CFR Parts 200, 230, and 633.

The contractor and all subcontractors must comply with: the requirements of the Equal Opportunity Clause in 41 CFR 60-1.4(b) and, for all construction contracts exceeding \$10,000, the Standard Federal Equal Employment Opportunity Construction Contract Specifications in 41 CFR 60-4.3.

Note: The U.S. Department of Labor has exclusive authority to determine compliance with Executive Order 11246 and the policies of the Secretary of Labor including 41 CFR Part 60, and 29 CFR Parts 1625-1627. The contracting agency and the FHWA have the authority and the responsibility to ensure compliance with 23 U.S.C. 140, Section 504 of the Rehabilitation Act of 1973, as amended (29 U.S.C. 794), and Title VI of the Civil Rights Act of 1964, as amended (42 U.S.C. 2000d et seq.), and related regulations including 49 CFR Parts 21, 26, and 27; and 23 CFR Parts 200, 230, and 633.

The following provision is adopted from 23 CFR Part 230, Subpart A, Appendix A, with appropriate revisions to conform to the U.S. Department of Labor (US DOL) and FHWA requirements.

1. Equal Employment Opportunity: Equal Employment Opportunity (EEO) requirements not to discriminate and to take affirmative action to assure equal opportunity as set forth under laws, executive orders, rules, regulations (see 28 CFR Part 35, 29 CFR Part 1630, 29 CFR Parts 1625-1627, 41 CFR Part 60 and 49 CFR Part 27) and orders of the Secretary of Labor as modified by the provisions prescribed herein, and imposed pursuant to 23 U.S.C. 140, shall constitute the EEO and specific affirmative action standards for the contractor's project activities under this contract. The provisions of the Americans with Disabilities Act of 1990 (42 U.S.C. 12101 et seq.) set forth under 28 CFR Part 35 and 29 CFR Part 1630 are incorporated by reference in this contract. In the execution of this contract, the contractor agrees to comply with the following minimum specific requirement activities of EEO:

a. The contractor will work with the contracting agency and the Federal Government to ensure that it has made every good faith effort to provide equal opportunity with respect to all of its terms and conditions of employment and in their review of activities under the contract. 23 CFR 230.409 (g)(4) & (5).

b. The contractor will accept as its operating policy the following statement:

"It is the policy of this Company to assure that applicants are employed, and that employees are treated during employment, without regard to their race, religion, sex, sexual orientation, gender identity, color, national origin, age or disability. Such action shall include: employment, upgrading, demotion, or transfer; recruitment or recruitment advertising; layoff or termination; rates of pay or other forms of compensation; and selection for training, including apprenticeship, pre-apprenticeship, and/or on-the-job training."

2. EEO Officer: The contractor will designate and make known to the contracting officers an EEO Officer who will have the responsibility for and must be capable of effectively administering and promoting an active EEO program and who must be assigned adequate authority and responsibility to do so.

3. Dissemination of Policy: All members of the contractor's staff who are authorized to hire, supervise, promote, and discharge employees, or who recommend such action or are substantially involved in such action, will be made fully cognizant of and will implement the contractor's EEO policy and contractual responsibilities to provide EEO in each grade and classification of employment. To ensure that the above agreement will be met, the following actions will be taken as a minimum:

a. Periodic meetings of supervisory and personnel office employees will be conducted before the start of work and then not less often than once every six months, at which time the contractor's EEO policy and its implementation will be reviewed and explained. The meetings will be conducted by the EEO Officer or other knowledgeable company official.

b. All new supervisory or personnel office employees will be given a thorough indoctrination by the EEO Officer, covering all major aspects of the contractor's EEO obligations within thirty days following their reporting for duty with the contractor.

c. All personnel who are engaged in direct recruitment for the project will be instructed by the EEO Officer in the contractor's procedures for locating and hiring minorities and women.

d. Notices and posters setting forth the contractor's EEO policy will be placed in areas readily accessible to employees, applicants for employment and potential employees.

e. The contractor's EEO policy and the procedures to implement such policy will be brought to the attention of employees by means of meetings, employee handbooks, or other appropriate means.

4. Recruitment: When advertising for employees, the contractor will include in all advertisements for employees the notation: "An Equal Opportunity Employer." All such advertisements will be placed in publications having a large circulation among minorities and women in the area from which the project work force would normally be derived.

a. The contractor will, unless precluded by a valid bargaining agreement, conduct systematic and direct recruitment through public and private employee referral sources likely to yield qualified minorities and women. To meet this requirement, the contractor will identify sources of potential minority group employees and establish with such identified sources procedures whereby minority and women applicants may be referred to the contractor for employment consideration.

b. In the event the contractor has a valid bargaining agreement providing for exclusive hiring hall referrals, the contractor is expected to observe the provisions of that agreement to the extent that the system meets the contractor's compliance with EEO contract provisions. Where implementation of such an agreement has the effect of discriminating against minorities or women, or obligates the contractor to do the same, such implementation violates Federal nondiscrimination provisions.

c. The contractor will encourage its present employees to refer minorities and women as applicants for employment. Information and procedures with regard to referring such applicants will be discussed with employees.

5. Personnel Actions: Wages, working conditions, and employee benefits shall be established and administered, and personnel actions of every type, including hiring, upgrading, promotion, transfer, demotion, layoff, and termination, shall be taken without regard to race, color, religion, sex, sexual orientation, gender identity, national origin, age or disability. The following procedures shall be followed:

a. The contractor will conduct periodic inspections of project sites to ensure that working conditions and employee facilities do not indicate discriminatory treatment of project site personnel.

b. The contractor will periodically evaluate the spread of wages paid within each classification to determine any evidence of discriminatory wage practices.

c. The contractor will periodically review selected personnel actions in depth to determine whether there is evidence of discrimination. Where evidence is found, the contractor will promptly take corrective action. If the review indicates that the discrimination may extend beyond the actions reviewed, such corrective action shall include all affected persons.

d. The contractor will promptly investigate all complaints of alleged discrimination made to the contractor in connection with its obligations under this contract, will attempt to resolve such complaints, and will take appropriate corrective action

within a reasonable time. If the investigation indicates that the discrimination may affect persons other than the complainant, such corrective action shall include such other persons. Upon completion of each investigation, the contractor will inform every complainant of all of their avenues of appeal.

6. Training and Promotion:

a. The contractor will assist in locating, qualifying, and increasing the skills of minorities and women who are applicants for employment or current employees. Such efforts should be aimed at developing full journey level status employees in the type of trade or job classification involved.

b. Consistent with the contractor's work force requirements and as permissible under Federal and State regulations, the contractor shall make full use of training programs (i.e., apprenticeship and on-the-job training programs for the geographical area of contract performance). In the event a special provision for training is provided under this contract, this subparagraph will be superseded as indicated in the special provision. The contracting agency may reserve training positions for persons who receive welfare assistance in accordance with 23 U.S.C. 140(a).

c. The contractor will advise employees and applicants for employment of available training programs and entrance requirements for each.

d. The contractor will periodically review the training and promotion potential of employees who are minorities and women and will encourage eligible employees to apply for such training and promotion.

7. Unions: If the contractor relies in whole or in part upon unions as a source of employees, the contractor will use good faith efforts to obtain the cooperation of such unions to increase opportunities for minorities and women. 23 CFR 230.409. Actions by the contractor, either directly or through a contractor's association acting as agent, will include the procedures set forth below:

a. The contractor will use good faith efforts to develop, in cooperation with the unions, joint training programs aimed toward qualifying more minorities and women for membership in the unions and increasing the skills of minorities and women so that they may qualify for higher paying employment.

b. The contractor will use good faith efforts to incorporate an EEO clause into each union agreement to the end that such union will be contractually bound to refer applicants without regard to their race, color, religion, sex, sexual orientation, gender identity, national origin, age, or disability.

c. The contractor is to obtain information as to the referral practices and policies of the labor union except that to the extent such information is within the exclusive possession of the labor union and such labor union refuses to furnish such information to the contractor, the contractor shall so certify to the contracting agency and shall set forth what efforts have been made to obtain such information.

d. In the event the union is unable to provide the contractor with a reasonable flow of referrals within the time limit set forth in the collective bargaining agreement, the contractor will, through independent recruitment efforts, fill the employment vacancies without regard to race, color, religion, sex, sexual orientation, gender identity, national origin, age, or disability; making full efforts to obtain qualified and/or qualifiable minorities and women. The failure of a union to provide

sufficient referrals (even though it is obligated to provide exclusive referrals under the terms of a collective bargaining agreement) does not relieve the contractor from the requirements of this paragraph. In the event the union referral practice prevents the contractor from meeting the obligations pursuant to Executive Order 11246, as amended, and these special provisions, such contractor shall immediately notify the contracting agency.

8. Reasonable Accommodation for Applicants /

Employees with Disabilities: The contractor must be familiar with the requirements for and comply with the Americans with Disabilities Act and all rules and regulations established thereunder. Employers must provide reasonable accommodation in all employment activities unless to do so would cause an undue hardship.

9. Selection of Subcontractors, Procurement of Materials and Leasing of Equipment:

The contractor shall not discriminate on the grounds of race, color, religion, sex, sexual orientation, gender identity, national origin, age, or disability in the selection and retention of subcontractors, including procurement of materials and leases of equipment. The contractor shall take all necessary and reasonable steps to ensure nondiscrimination in the administration of this contract.

a. The contractor shall notify all potential subcontractors, suppliers, and lessors of their EEO obligations under this contract.

b. The contractor will use good faith efforts to ensure subcontractor compliance with their EEO obligations.

10. Assurances Required:

a. The requirements of 49 CFR Part 26 and the State DOT's FHWA-approved Disadvantaged Business Enterprise (DBE) program are incorporated by reference.

b. The contractor, subrecipient or subcontractor shall not discriminate on the basis of race, color, national origin, or sex in the performance of this contract. The contractor shall carry out applicable requirements of 49 CFR part 26 in the award and administration of DOT-assisted contracts. Failure by the contractor to carry out these requirements is a material breach of this contract, which may result in the termination of this contract or such other remedy as the recipient deems appropriate, which may include, but is not limited to:

- (1) Withholding monthly progress payments;
- (2) Assessing sanctions;
- (3) Liquidated damages; and/or
- (4) Disqualifying the contractor from future bidding as non-responsible.

c. The Title VI and nondiscrimination provisions of U.S. DOT Order 1050.2A at Appendixes A and E are incorporated by reference. 49 CFR Part 21.

11. Records and Reports: The contractor shall keep such records as necessary to document compliance with the EEO requirements. Such records shall be retained for a period of three years following the date of the final payment to the contractor for all contract work and shall be available at reasonable times and places for inspection by authorized representatives of the contracting agency and the FHWA.

a. The records kept by the contractor shall document the following:

(1) The number and work hours of minority and non-minority group members and women employed in each work classification on the project;

(2) The progress and efforts being made in cooperation with unions, when applicable, to increase employment opportunities for minorities and women; and

(3) The progress and efforts being made in locating, hiring, training, qualifying, and upgrading minorities and women.

b. The contractors and subcontractors will submit an annual report to the contracting agency each July for the duration of the project indicating the number of minority, women, and non-minority group employees currently engaged in each work classification required by the contract work. This information is to be reported on [Form FHWA-1391](#). The staffing data should represent the project work force on board in all or any part of the last payroll period preceding the end of July. If on-the-job training is being required by special provision, the contractor will be required to collect and report training data. The employment data should reflect the work force on board during all or any part of the last payroll period preceding the end of July.

III. NONSEGREGATED FACILITIES

This provision is applicable to all Federal-aid construction contracts and to all related construction subcontracts of more than \$10,000. 41 CFR 60-1.5.

As prescribed by 41 CFR 60-1.8, the contractor must ensure that facilities provided for employees are provided in such a manner that segregation on the basis of race, color, religion, sex, sexual orientation, gender identity, or national origin cannot result. The contractor may neither require such segregated use by written or oral policies nor tolerate such use by employee custom. The contractor's obligation extends further to ensure that its employees are not assigned to perform their services at any location under the contractor's control where the facilities are segregated. The term "facilities" includes waiting rooms, work areas, restaurants and other eating areas, time clocks, restrooms, washrooms, locker rooms and other storage or dressing areas, parking lots, drinking fountains, recreation or entertainment areas, transportation, and housing provided for employees. The contractor shall provide separate or single-user restrooms and necessary dressing or sleeping areas to assure privacy between sexes.

IV. DAVIS-BACON AND RELATED ACT PROVISIONS

This section is applicable to all Federal-aid construction projects exceeding \$2,000 and to all related subcontracts and lower-tier subcontracts (regardless of subcontract size), in accordance with 29 CFR 5.5. The requirements apply to all projects located within the right-of-way of a roadway that is functionally classified as Federal-aid highway. 23 U.S.C. 113. This excludes roadways functionally classified as local roads or rural minor collectors, which are exempt. 23 U.S.C. 101. Where applicable law requires that projects be treated as a project on a Federal-aid highway, the provisions of this subpart will apply regardless of the location of the project. Examples include: Surface Transportation Block Grant Program projects funded under 23 U.S.C. 133 [excluding recreational trails projects], the Nationally Significant Freight and Highway

Projects funded under 23 U.S.C. 117, and National Highway Freight Program projects funded under 23 U.S.C. 167.

The following provisions are from the U.S. Department of Labor regulations in 29 CFR 5.5 "Contract provisions and related matters" with minor revisions to conform to the FHWA-1273 format and FHWA program requirements.

1. Minimum wages (29 CFR 5.5)

a. *Wage rates and fringe benefits.* All laborers and mechanics employed or working upon the site of the work (or otherwise working in construction or development of the project under a development statute), will be paid unconditionally and not less often than once a week, and without subsequent deduction or rebate on any account (except such payroll deductions as are permitted by regulations issued by the Secretary of Labor under the Copeland Act ([29 CFR part 3](#))), the full amount of basic hourly wages and bona fide fringe benefits (or cash equivalents thereof) due at time of payment computed at rates not less than those contained in the wage determination of the Secretary of Labor which is attached hereto and made a part hereof, regardless of any contractual relationship which may be alleged to exist between the contractor and such laborers and mechanics. As provided in paragraphs (d) and (e) of 29 CFR 5.5, the appropriate wage determinations are effective by operation of law even if they have not been attached to the contract. Contributions made or costs reasonably anticipated for bona fide fringe benefits under the Davis-Bacon Act ([40 U.S.C. 3141\(2\)\(B\)](#)) on behalf of laborers or mechanics are considered wages paid to such laborers or mechanics, subject to the provisions of paragraph 1.e. of this section; also, regular contributions made or costs incurred for more than a weekly period (but not less often than quarterly) under plans, funds, or programs which cover the particular weekly period, are deemed to be constructively made or incurred during such weekly period. Such laborers and mechanics must be paid the appropriate wage rate and fringe benefits on the wage determination for the classification(s) of work actually performed, without regard to skill, except as provided in paragraph 4. of this section. Laborers or mechanics performing work in more than one classification may be compensated at the rate specified for each classification for the time actually worked therein: *Provided*, That the employer's payroll records accurately set forth the time spent in each classification in which work is performed. The wage determination (including any additional classifications and wage rates conformed under paragraph 1.c. of this section) and the Davis-Bacon poster (WH-1321) must be posted at all times by the contractor and its subcontractors at the site of the work in a prominent and accessible place where it can be easily seen by the workers.

b. *Frequently recurring classifications.* (1) In addition to wage and fringe benefit rates that have been determined to be prevailing under the procedures set forth in [29 CFR part 1](#), a wage determination may contain, pursuant to § 1.3(f), wage and fringe benefit rates for classifications of laborers and mechanics for which conformance requests are regularly submitted pursuant to paragraph 1.c. of this section, provided that:

(i) The work performed by the classification is not performed by a classification in the wage determination for which a prevailing wage rate has been determined;

(ii) The classification is used in the area by the construction industry; and

(iii) The wage rate for the classification bears a reasonable relationship to the prevailing wage rates contained in the wage determination.

(2) The Administrator will establish wage rates for such classifications in accordance with paragraph 1.c.(1)(iii) of this section. Work performed in such a classification must be paid at no less than the wage and fringe benefit rate listed on the wage determination for such classification.

c. *Conformance.* (1) The contracting officer must require that any class of laborers or mechanics, including helpers, which is not listed in the wage determination and which is to be employed under the contract be classified in conformance with the wage determination. Conformance of an additional classification and wage rate and fringe benefits is appropriate only when the following criteria have been met:

(i) The work to be performed by the classification requested is not performed by a classification in the wage determination; and

(ii) The classification is used in the area by the construction industry; and

(iii) The proposed wage rate, including any bona fide fringe benefits, bears a reasonable relationship to the wage rates contained in the wage determination.

(2) The conformance process may not be used to split, subdivide, or otherwise avoid application of classifications listed in the wage determination.

(3) If the contractor and the laborers and mechanics to be employed in the classification (if known), or their representatives, and the contracting officer agree on the classification and wage rate (including the amount designated for fringe benefits where appropriate), a report of the action taken will be sent by the contracting officer by email to DBAconformance@dol.gov. The Administrator, or an authorized representative, will approve, modify, or disapprove every additional classification action within 30 days of receipt and so advise the contracting officer or will notify the contracting officer within the 30-day period that additional time is necessary.

(4) In the event the contractor, the laborers or mechanics to be employed in the classification or their representatives, and the contracting officer do not agree on the proposed classification and wage rate (including the amount designated for fringe benefits, where appropriate), the contracting officer will, by email to DBAconformance@dol.gov, refer the questions, including the views of all interested parties and the recommendation of the contracting officer, to the Administrator for determination. The Administrator, or an authorized representative, will issue a determination within 30 days of receipt and so advise the contracting officer or will notify the contracting officer within the 30-day period that additional time is necessary.

(5) The contracting officer must promptly notify the contractor of the action taken by the Wage and Hour Division

under paragraphs 1.c.(3) and (4) of this section. The contractor must furnish a written copy of such determination to each affected worker or it must be posted as a part of the wage determination. The wage rate (including fringe benefits where appropriate) determined pursuant to paragraph 1.c.(3) or (4) of this section must be paid to all workers performing work in the classification under this contract from the first day on which work is performed in the classification.

d. *Fringe benefits not expressed as an hourly rate.* Whenever the minimum wage rate prescribed in the contract for a class of laborers or mechanics includes a fringe benefit which is not expressed as an hourly rate, the contractor may either pay the benefit as stated in the wage determination or may pay another bona fide fringe benefit or an hourly cash equivalent thereof.

e. *Unfunded plans.* If the contractor does not make payments to a trustee or other third person, the contractor may consider as part of the wages of any laborer or mechanic the amount of any costs reasonably anticipated in providing bona fide fringe benefits under a plan or program, *Provided*, That the Secretary of Labor has found, upon the written request of the contractor, in accordance with the criteria set forth in § 5.28, that the applicable standards of the Davis-Bacon Act have been met. The Secretary of Labor may require the contractor to set aside in a separate account assets for the meeting of obligations under the plan or program.

f. *Interest.* In the event of a failure to pay all or part of the wages required by the contract, the contractor will be required to pay interest on any underpayment of wages.

2. Withholding (29 CFR 5.5)

a. *Withholding requirements.* The contracting agency may, upon its own action, or must, upon written request of an authorized representative of the Department of Labor, withhold or cause to be withheld from the contractor so much of the accrued payments or advances as may be considered necessary to satisfy the liabilities of the prime contractor or any subcontractor for the full amount of wages and monetary relief, including interest, required by the clauses set forth in this section for violations of this contract, or to satisfy any such liabilities required by any other Federal contract, or federally assisted contract subject to Davis-Bacon labor standards, that is held by the same prime contractor (as defined in § 5.2). The necessary funds may be withheld from the contractor under this contract, any other Federal contract with the same prime contractor, or any other federally assisted contract that is subject to Davis-Bacon labor standards requirements and is held by the same prime contractor, regardless of whether the other contract was awarded or assisted by the same agency, and such funds may be used to satisfy the contractor liability for which the funds were withheld. In the event of a contractor's failure to pay any laborer or mechanic, including any apprentice or helper working on the site of the work all or part of the wages required by the contract, or upon the contractor's failure to submit the required records as discussed in paragraph 3.d. of this section, the contracting agency may on its own initiative and after written notice to the contractor, take such action as may be necessary to cause the suspension of any further payment, advance, or guarantee of funds until such violations have ceased.

b. *Priority to withheld funds.* The Department has priority to funds withheld or to be withheld in accordance with paragraph

2.a. of this section or Section V, paragraph 3.a., or both, over claims to those funds by:

- (1) A contractor's surety(ies), including without limitation performance bond sureties and payment bond sureties;
- (2) A contracting agency for its procurement costs;
- (3) A trustee(s) (either a court-appointed trustee or a U.S. trustee, or both) in bankruptcy of a contractor, or a contractor's bankruptcy estate;
- (4) A contractor's assignee(s);
- (5) A contractor's successor(s); or
- (6) A claim asserted under the Prompt Payment Act, [31 U.S.C. 3901](#)–3907.

3. Records and certified payrolls (29 CFR 5.5)

a. Basic record requirements (1) Length of record retention. All regular payrolls and other basic records must be maintained by the contractor and any subcontractor during the course of the work and preserved for all laborers and mechanics working at the site of the work (or otherwise working in construction or development of the project under a development statute) for a period of at least 3 years after all the work on the prime contract is completed.

(2) Information required. Such records must contain the name; Social Security number; last known address, telephone number, and email address of each such worker; each worker's correct classification(s) of work actually performed; hourly rates of wages paid (including rates of contributions or costs anticipated for bona fide fringe benefits or cash equivalents thereof of the types described in [40 U.S.C. 3141\(2\)\(B\)](#) of the Davis-Bacon Act); daily and weekly number of hours actually worked in total and on each covered contract; deductions made; and actual wages paid.

(3) Additional records relating to fringe benefits. Whenever the Secretary of Labor has found under paragraph 1.e. of this section that the wages of any laborer or mechanic include the amount of any costs reasonably anticipated in providing benefits under a plan or program described in [40 U.S.C. 3141\(2\)\(B\)](#) of the Davis-Bacon Act, the contractor must maintain records which show that the commitment to provide such benefits is enforceable, that the plan or program is financially responsible, and that the plan or program has been communicated in writing to the laborers or mechanics affected, and records which show the costs anticipated or the actual cost incurred in providing such benefits.

(4) Additional records relating to apprenticeship. Contractors with apprentices working under approved programs must maintain written evidence of the registration of apprenticeship programs, the registration of the apprentices, and the ratios and wage rates prescribed in the applicable programs.

b. Certified payroll requirements (1) Frequency and method of submission. The contractor or subcontractor must submit weekly, for each week in which any DBA- or Related Acts-covered work is performed, certified payrolls to the contracting

agency. The prime contractor is responsible for the submission of all certified payrolls by all subcontractors. A contracting agency or prime contractor may permit or require contractors to submit certified payrolls through an electronic system, as long as the electronic system requires a legally valid electronic signature; the system allows the contractor, the contracting agency, and the Department of Labor to access the certified payrolls upon request for at least 3 years after the work on the prime contract has been completed; and the contracting agency or prime contractor permits other methods of submission in situations where the contractor is unable or limited in its ability to use or access the electronic system.

(2) Information required. The certified payrolls submitted must set out accurately and completely all of the information required to be maintained under paragraph 3.a.(2) of this section, except that full Social Security numbers and last known addresses, telephone numbers, and email addresses must not be included on weekly transmittals. Instead, the certified payrolls need only include an individually identifying number for each worker (e.g., the last four digits of the worker's Social Security number). The required weekly certified payroll information may be submitted using Optional Form WH-347 or in any other format desired. Optional Form WH-347 is available for this purpose from the Wage and Hour Division website at <https://www.dol.gov/sites/dolgov/files/WHDL/legacy/files/wh347.pdf> or its successor website. It is not a violation of this section for a prime contractor to require a subcontractor to provide full Social Security numbers and last known addresses, telephone numbers, and email addresses to the prime contractor for its own records, without weekly submission by the subcontractor to the contracting agency.

(3) Statement of Compliance. Each certified payroll submitted must be accompanied by a "Statement of Compliance," signed by the contractor or subcontractor, or the contractor's or subcontractor's agent who pays or supervises the payment of the persons working on the contract, and must certify the following:

(i) That the certified payroll for the payroll period contains the information required to be provided under paragraph 3.b. of this section, the appropriate information and basic records are being maintained under paragraph 3.a. of this section, and such information and records are correct and complete;

(ii) That each laborer or mechanic (including each helper and apprentice) working on the contract during the payroll period has been paid the full weekly wages earned, without rebate, either directly or indirectly, and that no deductions have been made either directly or indirectly from the full wages earned, other than permissible deductions as set forth in [29 CFR part 3](#); and

(iii) That each laborer or mechanic has been paid not less than the applicable wage rates and fringe benefits or cash equivalents for the classification(s) of work actually performed, as specified in the applicable wage determination incorporated into the contract.

(4) Use of Optional Form WH-347. The weekly submission of a properly executed certification set forth on the reverse side of Optional Form WH-347 will satisfy the requirement for submission of the "Statement of Compliance" required by paragraph 3.b.(3) of this section.

(5) *Signature*. The signature by the contractor, subcontractor, or the contractor's or subcontractor's agent must be an original handwritten signature or a legally valid electronic signature.

(6) *Falsification*. The falsification of any of the above certifications may subject the contractor or subcontractor to civil or criminal prosecution under [18 U.S.C. 1001](#) and [31 U.S.C. 3729](#).

(7) *Length of certified payroll retention*. The contractor or subcontractor must preserve all certified payrolls during the course of the work and for a period of 3 years after all the work on the prime contract is completed.

c. *Contracts, subcontracts, and related documents*. The contractor or subcontractor must maintain this contract or subcontract and related documents including, without limitation, bids, proposals, amendments, modifications, and extensions. The contractor or subcontractor must preserve these contracts, subcontracts, and related documents during the course of the work and for a period of 3 years after all the work on the prime contract is completed.

d. *Required disclosures and access* (1) *Required record disclosures and access to workers*. The contractor or subcontractor must make the records required under paragraphs 3.a. through 3.c. of this section, and any other documents that the contracting agency, the State DOT, the FHWA, or the Department of Labor deems necessary to determine compliance with the labor standards provisions of any of the applicable statutes referenced by § 5.1, available for inspection, copying, or transcription by authorized representatives of the contracting agency, the State DOT, the FHWA, or the Department of Labor, and must permit such representatives to interview workers during working hours on the job.

(2) *Sanctions for non-compliance with records and worker access requirements*. If the contractor or subcontractor fails to submit the required records or to make them available, or refuses to permit worker interviews during working hours on the job, the Federal agency may, after written notice to the contractor, sponsor, applicant, owner, or other entity, as the case may be, that maintains such records or that employs such workers, take such action as may be necessary to cause the suspension of any further payment, advance, or guarantee of funds. Furthermore, failure to submit the required records upon request or to make such records available, or to permit worker interviews during working hours on the job, may be grounds for debarment action pursuant to § 5.12. In addition, any contractor or other person that fails to submit the required records or make those records available to WHD within the time WHD requests that the records be produced will be precluded from introducing as evidence in an administrative proceeding under [29 CFR part 6](#) any of the required records that were not provided or made available to WHD. WHD will take into consideration a reasonable request from the contractor or person for an extension of the time for submission of records. WHD will determine the reasonableness of the request and may consider, among other things, the location of the records and the volume of production.

(3) *Required information disclosures*. Contractors and subcontractors must maintain the full Social Security number and last known address, telephone number, and email address

of each covered worker, and must provide them upon request to the contracting agency, the State DOT, the FHWA, the contractor, or the Wage and Hour Division of the Department of Labor for purposes of an investigation or other compliance action.

4. Apprentices and equal employment opportunity (29 CFR 5.5)

a. *Apprentices (1) Rate of pay*. Apprentices will be permitted to work at less than the predetermined rate for the work they perform when they are employed pursuant to and individually registered in a bona fide apprenticeship program registered with the U.S. Department of Labor, Employment and Training Administration, Office of Apprenticeship (OA), or with a State Apprenticeship Agency recognized by the OA. A person who is not individually registered in the program, but who has been certified by the OA or a State Apprenticeship Agency (where appropriate) to be eligible for probationary employment as an apprentice, will be permitted to work at less than the predetermined rate for the work they perform in the first 90 days of probationary employment as an apprentice in such a program. In the event the OA or a State Apprenticeship Agency recognized by the OA withdraws approval of an apprenticeship program, the contractor will no longer be permitted to use apprentices at less than the applicable predetermined rate for the work performed until an acceptable program is approved.

(2) *Fringe benefits*. Apprentices must be paid fringe benefits in accordance with the provisions of the apprenticeship program. If the apprenticeship program does not specify fringe benefits, apprentices must be paid the full amount of fringe benefits listed on the wage determination for the applicable classification. If the Administrator determines that a different practice prevails for the applicable apprentice classification, fringe benefits must be paid in accordance with that determination.

(3) *Apprenticeship ratio*. The allowable ratio of apprentices to journeyworkers on the job site in any craft classification must not be greater than the ratio permitted to the contractor as to the entire work force under the registered program or the ratio applicable to the locality of the project pursuant to paragraph 4.a.(4) of this section. Any worker listed on a payroll at an apprentice wage rate, who is not registered or otherwise employed as stated in paragraph 4.a.(1) of this section, must be paid not less than the applicable wage rate on the wage determination for the classification of work actually performed. In addition, any apprentice performing work on the job site in excess of the ratio permitted under this section must be paid not less than the applicable wage rate on the wage determination for the work actually performed.

(4) *Reciprocity of ratios and wage rates*. Where a contractor is performing construction on a project in a locality other than the locality in which its program is registered, the ratios and wage rates (expressed in percentages of the journeyworker's hourly rate) applicable within the locality in which the construction is being performed must be observed. If there is no applicable ratio or wage rate for the locality of the project, the ratio and wage rate specified in the contractor's registered program must be observed.

b. *Equal employment opportunity*. The use of apprentices and journeyworkers under this part must be in conformity with

the equal employment opportunity requirements of Executive Order 11246, as amended, and [29 CFR part 30](#).

c. Apprentices and Trainees (programs of the U.S. DOT).

Apprentices and trainees working under apprenticeship and skill training programs which have been certified by the Secretary of Transportation as promoting EEO in connection with Federal-aid highway construction programs are not subject to the requirements of paragraph 4 of this Section IV. 23 CFR 230.111(e)(2). The straight time hourly wage rates for apprentices and trainees under such programs will be established by the particular programs. The ratio of apprentices and trainees to journeyworkers shall not be greater than permitted by the terms of the particular program.

5. Compliance with Copeland Act requirements. The contractor shall comply with the requirements of 29 CFR part 3, which are incorporated by reference in this contract as provided in 29 CFR 5.5.

6. Subcontracts. The contractor or subcontractor must insert FHWA-1273 in any subcontracts, along with the applicable wage determination(s) and such other clauses or contract modifications as the contracting agency may by appropriate instructions require, and a clause requiring the subcontractors to include these clauses and wage determination(s) in any lower tier subcontracts. The prime contractor is responsible for the compliance by any subcontractor or lower tier subcontractor with all the contract clauses in this section. In the event of any violations of these clauses, the prime contractor and any subcontractor(s) responsible will be liable for any unpaid wages and monetary relief, including interest from the date of the underpayment or loss, due to any workers of lower-tier subcontractors, and may be subject to debarment, as appropriate. 29 CFR 5.5.

7. Contract termination: debarment. A breach of the contract clauses in 29 CFR 5.5 may be grounds for termination of the contract, and for debarment as a contractor and a subcontractor as provided in 29 CFR 5.12.

8. Compliance with Davis-Bacon and Related Act requirements. All rulings and interpretations of the Davis-Bacon and Related Acts contained in 29 CFR parts 1, 3, and 5 are herein incorporated by reference in this contract as provided in 29 CFR 5.5.

9. Disputes concerning labor standards. As provided in 29 CFR 5.5, disputes arising out of the labor standards provisions of this contract shall not be subject to the general disputes clause of this contract. Such disputes shall be resolved in accordance with the procedures of the Department of Labor set forth in 29 CFR parts 5, 6, and 7. Disputes within the meaning of this clause include disputes between the contractor (or any of its subcontractors) and the contracting agency, the U.S. Department of Labor, or the employees or their representatives.

10. Certification of eligibility. a. By entering into this contract, the contractor certifies that neither it nor any person or firm who has an interest in the contractor's firm is a person or firm ineligible to be awarded Government contracts by virtue of [40 U.S.C. 3144\(b\)](#) or § 5.12(a).

b. No part of this contract shall be subcontracted to any person or firm ineligible for award of a Government contract by virtue of [40 U.S.C. 3144\(b\)](#) or § 5.12(a).

c. The penalty for making false statements is prescribed in the U.S. Code, Title 18 Crimes and Criminal Procedure, [18 U.S.C. 1001](#).

11. Anti-retaliation. It is unlawful for any person to discharge, demote, intimidate, threaten, restrain, coerce, blacklist, harass, or in any other manner discriminate against, or to cause any person to discharge, demote, intimidate, threaten, restrain, coerce, blacklist, harass, or in any other manner discriminate against, any worker or job applicant for:

a. Notifying any contractor of any conduct which the worker reasonably believes constitutes a violation of the DBA, Related Acts, this part, or [29 CFR part 1](#) or [3](#);

b. Filing any complaint, initiating or causing to be initiated any proceeding, or otherwise asserting or seeking to assert on behalf of themselves or others any right or protection under the DBA, Related Acts, this part, or [29 CFR part 1](#) or [3](#);

c. Cooperating in any investigation or other compliance action, or testifying in any proceeding under the DBA, Related Acts, this part, or [29 CFR part 1](#) or [3](#); or

d. Informing any other person about their rights under the DBA, Related Acts, this part, or [29 CFR part 1](#) or [3](#).

V. CONTRACT WORK HOURS AND SAFETY STANDARDS ACT

Pursuant to 29 CFR 5.5(b), the following clauses apply to any Federal-aid construction contract in an amount in excess of \$100,000 and subject to the overtime provisions of the Contract Work Hours and Safety Standards Act. These clauses shall be inserted in addition to the clauses required by 29 CFR 5.5(a) or 29 CFR 4.6. As used in this paragraph, the terms laborers and mechanics include watchpersons and guards.

1. Overtime requirements. No contractor or subcontractor contracting for any part of the contract work which may require or involve the employment of laborers or mechanics shall require or permit any such laborer or mechanic in any workweek in which he or she is employed on such work to work in excess of forty hours in such workweek unless such laborer or mechanic receives compensation at a rate not less than one and one-half times the basic rate of pay for all hours worked in excess of forty hours in such workweek. 29 CFR 5.5.

2. Violation; liability for unpaid wages; liquidated damages. In the event of any violation of the clause set forth in paragraph 1. of this section the contractor and any subcontractor responsible therefor shall be liable for the unpaid wages and interest from the date of the underpayment. In addition, such contractor and subcontractor shall be liable to the United States (in the case of work done under contract for the District of Columbia or a territory, to such District or to such territory), for liquidated damages. Such liquidated damages shall be computed with respect to each individual laborer or

mechanic, including watchpersons and guards, employed in violation of the clause set forth in paragraph 1. of this section, in the sum currently provided in 29 CFR 5.5(b)(2)* for each calendar day on which such individual was required or permitted to work in excess of the standard workweek of forty hours without payment of the overtime wages required by the clause set forth in paragraph 1. of this section.

* \$31 as of January 15, 2023 (See 88 FR 88 FR 2210) as may be adjusted annually by the Department of Labor, pursuant to the Federal Civil Penalties Inflation Adjustment Act of 1990.

3. Withholding for unpaid wages and liquidated damages

a. *Withholding process.* The FHWA or the contracting agency may, upon its own action, or must, upon written request of an authorized representative of the Department of Labor, withhold or cause to be withheld from the contractor so much of the accrued payments or advances as may be considered necessary to satisfy the liabilities of the prime contractor or any subcontractor for any unpaid wages; monetary relief, including interest; and liquidated damages required by the clauses set forth in this section on this contract, any other Federal contract with the same prime contractor, or any other federally assisted contract subject to the Contract Work Hours and Safety Standards Act that is held by the same prime contractor (as defined in § 5.2). The necessary funds may be withheld from the contractor under this contract, any other Federal contract with the same prime contractor, or any other federally assisted contract that is subject to the Contract Work Hours and Safety Standards Act and is held by the same prime contractor, regardless of whether the other contract was awarded or assisted by the same agency, and such funds may be used to satisfy the contractor liability for which the funds were withheld.

b. *Priority to withheld funds.* The Department has priority to funds withheld or to be withheld in accordance with Section IV paragraph 2.a. or paragraph 3.a. of this section, or both, over claims to those funds by:

- (1) A contractor's surety(ies), including without limitation performance bond sureties and payment bond sureties;
- (2) A contracting agency for its procurement costs;
- (3) A trustee(s) (either a court-appointed trustee or a U.S. trustee, or both) in bankruptcy of a contractor, or a contractor's bankruptcy estate;
- (4) A contractor's assignee(s);
- (5) A contractor's successor(s); or
- (6) A claim asserted under the Prompt Payment Act, [31 U.S.C. 3901](#)–3907.

4. Subcontracts. The contractor or subcontractor must insert in any subcontracts the clauses set forth in paragraphs 1. through 5. of this section and a clause requiring the subcontractors to include these clauses in any lower tier subcontracts. The prime contractor is responsible for compliance by any subcontractor or lower tier subcontractor with the clauses set forth in paragraphs 1. through 5. In the

event of any violations of these clauses, the prime contractor and any subcontractor(s) responsible will be liable for any unpaid wages and monetary relief, including interest from the date of the underpayment or loss, due to any workers of lower-tier subcontractors, and associated liquidated damages and may be subject to debarment, as appropriate.

5. Anti-retaliation. It is unlawful for any person to discharge, demote, intimidate, threaten, restrain, coerce, blacklist, harass, or in any other manner discriminate against, or to cause any person to discharge, demote, intimidate, threaten, restrain, coerce, blacklist, harass, or in any other manner discriminate against, any worker or job applicant for:

- a. Notifying any contractor of any conduct which the worker reasonably believes constitutes a violation of the Contract Work Hours and Safety Standards Act (CWHSSA) or its implementing regulations in this part;
- b. Filing any complaint, initiating or causing to be initiated any proceeding, or otherwise asserting or seeking to assert on behalf of themselves or others any right or protection under CWHSSA or this part;
- c. Cooperating in any investigation or other compliance action, or testifying in any proceeding under CWHSSA or this part; or
- d. Informing any other person about their rights under CWHSSA or this part.

VI. SUBLETTING OR ASSIGNING THE CONTRACT

This provision is applicable to all Federal-aid construction contracts on the National Highway System pursuant to 23 CFR 635.116.

1. The contractor shall perform with its own organization contract work amounting to not less than 30 percent (or a greater percentage if specified elsewhere in the contract) of the total original contract price, excluding any specialty items designated by the contracting agency. Specialty items may be performed by subcontract and the amount of any such specialty items performed may be deducted from the total original contract price before computing the amount of work required to be performed by the contractor's own organization (23 CFR 635.116).

a. The term "perform work with its own organization" in paragraph 1 of Section VI refers to workers employed or leased by the prime contractor, and equipment owned or rented by the prime contractor, with or without operators. Such term does not include employees or equipment of a subcontractor or lower tier subcontractor, agents of the prime contractor, or any other assignees. The term may include payments for the costs of hiring leased employees from an employee leasing firm meeting all relevant Federal and State regulatory requirements. Leased employees may only be included in this term if the prime contractor meets all of the following conditions: (based on longstanding interpretation)

- (1) the prime contractor maintains control over the supervision of the day-to-day activities of the leased employees;
- (2) the prime contractor remains responsible for the quality of the work of the leased employees;

- (3) the prime contractor retains all power to accept or exclude individual employees from work on the project; and
- (4) the prime contractor remains ultimately responsible for the payment of predetermined minimum wages, the submission of payrolls, statements of compliance and all other Federal regulatory requirements.

b. "Specialty Items" shall be construed to be limited to work that requires highly specialized knowledge, abilities, or equipment not ordinarily available in the type of contracting organizations qualified and expected to bid or propose on the contract as a whole and in general are to be limited to minor components of the overall contract. 23 CFR 635.102.

2. Pursuant to 23 CFR 635.116(a), the contract amount upon which the requirements set forth in paragraph (1) of Section VI is computed includes the cost of material and manufactured products which are to be purchased or produced by the contractor under the contract provisions.

3. Pursuant to 23 CFR 635.116(c), the contractor shall furnish (a) a competent superintendent or supervisor who is employed by the firm, has full authority to direct performance of the work in accordance with the contract requirements, and is in charge of all construction operations (regardless of who performs the work) and (b) such other of its own organizational resources (supervision, management, and engineering services) as the contracting officer determines is necessary to assure the performance of the contract.

4. No portion of the contract shall be sublet, assigned or otherwise disposed of except with the written consent of the contracting officer, or authorized representative, and such consent when given shall not be construed to relieve the contractor of any responsibility for the fulfillment of the contract. Written consent will be given only after the contracting agency has assured that each subcontract is evidenced in writing and that it contains all pertinent provisions and requirements of the prime contract. (based on long-standing interpretation of 23 CFR 635.116).

5. The 30-percent self-performance requirement of paragraph (1) is not applicable to design-build contracts; however, contracting agencies may establish their own self-performance requirements. 23 CFR 635.116(d).

VII. SAFETY: ACCIDENT PREVENTION

This provision is applicable to all Federal-aid construction contracts and to all related subcontracts.

1. In the performance of this contract the contractor shall comply with all applicable Federal, State, and local laws governing safety, health, and sanitation (23 CFR Part 635). The contractor shall provide all safeguards, safety devices and protective equipment and take any other needed actions as it determines, or as the contracting officer may determine, to be reasonably necessary to protect the life and health of employees on the job and the safety of the public and to protect property in connection with the performance of the work covered by the contract. 23 CFR 635.108.

2. It is a condition of this contract, and shall be made a condition of each subcontract, which the contractor enters into pursuant to this contract, that the contractor and any subcontractor shall not permit any employee, in performance of the contract, to work in surroundings or under conditions which are unsanitary, hazardous or dangerous to his/her health or safety, as determined under construction safety and

health standards (29 CFR Part 1926) promulgated by the Secretary of Labor, in accordance with Section 107 of the Contract Work Hours and Safety Standards Act (40 U.S.C. 3704). 29 CFR 1926.10.

3. Pursuant to 29 CFR 1926.3, it is a condition of this contract that the Secretary of Labor or authorized representative thereof, shall have right of entry to any site of contract performance to inspect or investigate the matter of compliance with the construction safety and health standards and to carry out the duties of the Secretary under Section 107 of the Contract Work Hours and Safety Standards Act (40 U.S.C. 3704).

VIII. FALSE STATEMENTS CONCERNING HIGHWAY PROJECTS

This provision is applicable to all Federal-aid construction contracts and to all related subcontracts.

In order to assure high quality and durable construction in conformity with approved plans and specifications and a high degree of reliability on statements and representations made by engineers, contractors, suppliers, and workers on Federal-aid highway projects, it is essential that all persons concerned with the project perform their functions as carefully, thoroughly, and honestly as possible. Willful falsification, distortion, or misrepresentation with respect to any facts related to the project is a violation of Federal law. To prevent any misunderstanding regarding the seriousness of these and similar acts, Form FHWA-1022 shall be posted on each Federal-aid highway project (23 CFR Part 635) in one or more places where it is readily available to all persons concerned with the project:

18 U.S.C. 1020 reads as follows:

"Whoever, being an officer, agent, or employee of the United States, or of any State or Territory, or whoever, whether a person, association, firm, or corporation, knowingly makes any false statement, false representation, or false report as to the character, quality, quantity, or cost of the material used or to be used, or the quantity or quality of the work performed or to be performed, or the cost thereof in connection with the submission of plans, maps, specifications, contracts, or costs of construction on any highway or related project submitted for approval to the Secretary of Transportation; or

Whoever knowingly makes any false statement, false representation, false report or false claim with respect to the character, quality, quantity, or cost of any work performed or to be performed, or materials furnished or to be furnished, in connection with the construction of any highway or related project approved by the Secretary of Transportation; or

Whoever knowingly makes any false statement or false representation as to material fact in any statement, certificate, or report submitted pursuant to provisions of the Federal-aid Roads Act approved July 11, 1916, (39 Stat. 355), as amended and supplemented;

Shall be fined under this title or imprisoned not more than 5 years or both."

IX. IMPLEMENTATION OF CLEAN AIR ACT AND FEDERAL WATER POLLUTION CONTROL ACT (42 U.S.C. 7606; 2 CFR 200.88; EO 11738)

This provision is applicable to all Federal-aid construction contracts in excess of \$150,000 and to all related subcontracts. 48 CFR 2.101; 2 CFR 200.327.

By submission of this bid/proposal or the execution of this contract or subcontract, as appropriate, the bidder, proposer, Federal-aid construction contractor, subcontractor, supplier, or vendor agrees to comply with all applicable standards, orders or regulations issued pursuant to the Clean Air Act (42 U.S.C. 7401-7671q) and the Federal Water Pollution Control Act, as amended (33 U.S.C. 1251-1387). Violations must be reported to the Federal Highway Administration and the Regional Office of the Environmental Protection Agency. 2 CFR Part 200, Appendix II.

The contractor agrees to include or cause to be included the requirements of this Section in every subcontract, and further agrees to take such action as the contracting agency may direct as a means of enforcing such requirements. 2 CFR 200.327.

X. CERTIFICATION REGARDING DEBARMENT, SUSPENSION, INELIGIBILITY AND VOLUNTARY EXCLUSION

This provision is applicable to all Federal-aid construction contracts, design-build contracts, subcontracts, lower-tier subcontracts, purchase orders, lease agreements, consultant contracts or any other covered transaction requiring FHWA approval or that is estimated to cost \$25,000 or more – as defined in 2 CFR Parts 180 and 1200. 2 CFR 180.220 and 1200.220.

1. Instructions for Certification – First Tier Participants:

a. By signing and submitting this proposal, the prospective first tier participant is providing the certification set out below.

b. The inability of a person to provide the certification set out below will not necessarily result in denial of participation in this covered transaction. The prospective first tier participant shall submit an explanation of why it cannot provide the certification set out below. The certification or explanation will be considered in connection with the department or agency's determination whether to enter into this transaction. However, failure of the prospective first tier participant to furnish a certification or an explanation shall disqualify such a person from participation in this transaction. 2 CFR 180.320.

c. The certification in this clause is a material representation of fact upon which reliance was placed when the contracting agency determined to enter into this transaction. If it is later determined that the prospective participant knowingly rendered an erroneous certification, in addition to other remedies available to the Federal Government, the contracting agency may terminate this transaction for cause of default. 2 CFR 180.325.

d. The prospective first tier participant shall provide immediate written notice to the contracting agency to whom this proposal is submitted if any time the prospective first tier participant learns that its certification was erroneous when submitted or has become erroneous by reason of changed circumstances. 2 CFR 180.345 and 180.350.

e. The terms "covered transaction," "debarred," "suspended," "ineligible," "participant," "person," "principal," and "voluntarily excluded," as used in this clause, are defined in 2 CFR Parts 180, Subpart I, 180.900-180.1020, and 1200. "First Tier Covered Transactions" refers to any covered transaction between a recipient or subrecipient of Federal funds and a participant (such as the prime or general contract). "Lower Tier Covered Transactions" refers to any covered transaction under a First Tier Covered Transaction (such as subcontracts). "First Tier Participant" refers to the participant who has entered into a covered transaction with a recipient or subrecipient of Federal funds (such as the prime or general contractor). "Lower Tier Participant" refers any participant who has entered into a covered transaction with a First Tier Participant or other Lower Tier Participants (such as subcontractors and suppliers).

f. The prospective first tier participant agrees by submitting this proposal that, should the proposed covered transaction be entered into, it shall not knowingly enter into any lower tier covered transaction with a person who is debarred, suspended, declared ineligible, or voluntarily excluded from participation in this covered transaction, unless authorized by the department or agency entering into this transaction. 2 CFR 180.330.

g. The prospective first tier participant further agrees by submitting this proposal that it will include the clause titled "Certification Regarding Debarment, Suspension, Ineligibility and Voluntary Exclusion-Lower Tier Covered Transactions," provided by the department or contracting agency, entering into this covered transaction, without modification, in all lower tier covered transactions and in all solicitations for lower tier covered transactions exceeding the \$25,000 threshold. 2 CFR 180.220 and 180.300.

h. A participant in a covered transaction may rely upon a certification of a prospective participant in a lower tier covered transaction that is not debarred, suspended, ineligible, or voluntarily excluded from the covered transaction, unless it knows that the certification is erroneous. 2 CFR 180.300; 180.320, and 180.325. A participant is responsible for ensuring that its principals are not suspended, debarred, or otherwise ineligible to participate in covered transactions. 2 CFR 180.335. To verify the eligibility of its principals, as well as the eligibility of any lower tier prospective participants, each participant may, but is not required to, check the System for Award Management website (<https://www.sam.gov/>). 2 CFR 180.300, 180.320, and 180.325.

i. Nothing contained in the foregoing shall be construed to require the establishment of a system of records in order to render in good faith the certification required by this clause. The knowledge and information of the prospective participant is not required to exceed that which is normally possessed by a prudent person in the ordinary course of business dealings.

j. Except for transactions authorized under paragraph (f) of these instructions, if a participant in a covered transaction knowingly enters into a lower tier covered transaction with a person who is suspended, debarred, ineligible, or voluntarily excluded from participation in this transaction, in addition to other remedies available to the Federal Government, the department or agency may terminate this transaction for cause or default. 2 CFR 180.325.

* * * * *

2. Certification Regarding Debarment, Suspension, Ineligibility and Voluntary Exclusion – First Tier Participants:

a. The prospective first tier participant certifies to the best of its knowledge and belief, that it and its principals:

(1) Are not presently debarred, suspended, proposed for debarment, declared ineligible, or voluntarily excluded from participating in covered transactions by any Federal department or agency, 2 CFR 180.335;.

(2) Have not within a three-year period preceding this proposal been convicted of or had a civil judgment rendered against them for commission of fraud or a criminal offense in connection with obtaining, attempting to obtain, or performing a public (Federal, State, or local) transaction or contract under a public transaction; violation of Federal or State antitrust statutes or commission of embezzlement, theft, forgery, bribery, falsification or destruction of records, making false statements, or receiving stolen property, 2 CFR 180.800;

(3) Are not presently indicted for or otherwise criminally or civilly charged by a governmental entity (Federal, State or local) with commission of any of the offenses enumerated in paragraph (a)(2) of this certification, 2 CFR 180.700 and 180.800; and

(4) Have not within a three-year period preceding this application/proposal had one or more public transactions (Federal, State or local) terminated for cause or default. 2 CFR 180.335(d).

(5) Are not a corporation that has been convicted of a felony violation under any Federal law within the two-year period preceding this proposal (USDOT Order 4200.6 implementing appropriations act requirements); and

(6) Are not a corporation with any unpaid Federal tax liability that has been assessed, for which all judicial and administrative remedies have been exhausted, or have lapsed, and that is not being paid in a timely manner pursuant to an agreement with the authority responsible for collecting the tax liability (USDOT Order 4200.6 implementing appropriations act requirements).

b. Where the prospective participant is unable to certify to any of the statements in this certification, such prospective participant should attach an explanation to this proposal. 2 CFR 180.335 and 180.340.

3. Instructions for Certification - Lower Tier Participants:

(Applicable to all subcontracts, purchase orders, and other lower tier transactions requiring prior FHWA approval or estimated to cost \$25,000 or more - 2 CFR Parts 180 and 1200). 2 CFR 180.220 and 1200.220.

a. By signing and submitting this proposal, the prospective lower tier participant is providing the certification set out below.

b. The certification in this clause is a material representation of fact upon which reliance was placed when this transaction was entered into. If it is later determined that the prospective lower tier participant knowingly rendered an erroneous certification, in addition to other remedies available to the Federal Government, the department, or agency with which

this transaction originated may pursue available remedies, including suspension and/or debarment.

c. The prospective lower tier participant shall provide immediate written notice to the person to which this proposal is submitted if at any time the prospective lower tier participant learns that its certification was erroneous by reason of changed circumstances. 2 CFR 180.365.

d. The terms "covered transaction," "debarred," "suspended," "ineligible," "participant," "person," "principal," and "voluntarily excluded," as used in this clause, are defined in 2 CFR Parts 180, Subpart I, 180.900 – 180.1020, and 1200. You may contact the person to which this proposal is submitted for assistance in obtaining a copy of those regulations. "First Tier Covered Transactions" refers to any covered transaction between a recipient or subrecipient of Federal funds and a participant (such as the prime or general contractor). "Lower Tier Covered Transactions" refers to any covered transaction under a First Tier Covered Transaction (such as subcontracts). "First Tier Participant" refers to the participant who has entered into a covered transaction with a recipient or subrecipient of Federal funds (such as the prime or general contractor). "Lower Tier Participant" refers any participant who has entered into a covered transaction with a First Tier Participant or other Lower Tier Participants (such as subcontractors and suppliers).

e. The prospective lower tier participant agrees by submitting this proposal that, should the proposed covered transaction be entered into, it shall not knowingly enter into any lower tier covered transaction with a person who is debarred, suspended, declared ineligible, or voluntarily excluded from participation in this covered transaction, unless authorized by the department or agency with which this transaction originated. 2 CFR 1200.220 and 1200.332.

f. The prospective lower tier participant further agrees by submitting this proposal that it will include this clause titled "Certification Regarding Debarment, Suspension, Ineligibility and Voluntary Exclusion-Lower Tier Covered Transaction," without modification, in all lower tier covered transactions and in all solicitations for lower tier covered transactions exceeding the \$25,000 threshold. 2 CFR 180.220 and 1200.220.

g. A participant in a covered transaction may rely upon a certification of a prospective participant in a lower tier covered transaction that is not debarred, suspended, ineligible, or voluntarily excluded from the covered transaction, unless it knows that the certification is erroneous. A participant is responsible for ensuring that its principals are not suspended, debarred, or otherwise ineligible to participate in covered transactions. To verify the eligibility of its principals, as well as the eligibility of any lower tier prospective participants, each participant may, but is not required to, check the System for Award Management website (<https://www.sam.gov/>), which is compiled by the General Services Administration. 2 CFR 180.300, 180.320, 180.330, and 180.335.

h. Nothing contained in the foregoing shall be construed to require establishment of a system of records in order to render in good faith the certification required by this clause. The knowledge and information of participant is not required to exceed that which is normally possessed by a prudent person in the ordinary course of business dealings.

i. Except for transactions authorized under paragraph e of these instructions, if a participant in a covered transaction knowingly enters into a lower tier covered transaction with a person who is suspended, debarred, ineligible, or voluntarily

excluded from participation in this transaction, in addition to other remedies available to the Federal Government, the department or agency with which this transaction originated may pursue available remedies, including suspension and/or debarment. 2 CFR 180.325.

* * * * *

4. Certification Regarding Debarment, Suspension, Ineligibility and Voluntary Exclusion--Lower Tier Participants:

a. The prospective lower tier participant certifies, by submission of this proposal, that neither it nor its principals:

(1) is presently debarred, suspended, proposed for debarment, declared ineligible, or voluntarily excluded from participating in covered transactions by any Federal department or agency, 2 CFR 180.355;

(2) is a corporation that has been convicted of a felony violation under any Federal law within the two-year period preceding this proposal (USDOT Order 4200.6 implementing appropriations act requirements); and

(3) is a corporation with any unpaid Federal tax liability that has been assessed, for which all judicial and administrative remedies have been exhausted, or have lapsed, and that is not being paid in a timely manner pursuant to an agreement with the authority responsible for collecting the tax liability. (USDOT Order 4200.6 implementing appropriations act requirements)

b. Where the prospective lower tier participant is unable to certify to any of the statements in this certification, such prospective participant should attach an explanation to this proposal.

* * * * *

XI. CERTIFICATION REGARDING USE OF CONTRACT FUNDS FOR LOBBYING

This provision is applicable to all Federal-aid construction contracts and to all related subcontracts which exceed \$100,000. 49 CFR Part 20, App. A.

1. The prospective participant certifies, by signing and submitting this bid or proposal, to the best of his or her knowledge and belief, that:

a. No Federal appropriated funds have been paid or will be paid, by or on behalf of the undersigned, to any person for influencing or attempting to influence an officer or employee of any Federal agency, a Member of Congress, an officer or employee of Congress, or an employee of a Member of Congress in connection with the awarding of any Federal contract, the making of any Federal grant, the making of any Federal loan, the entering into of any cooperative agreement, and the extension, continuation, renewal, amendment, or modification of any Federal contract, grant, loan, or cooperative agreement.

b. If any funds other than Federal appropriated funds have been paid or will be paid to any person for influencing or attempting to influence an officer or employee of any Federal agency, a Member of Congress, an officer or employee of Congress, or an employee of a Member of Congress in connection with this Federal contract, grant, loan, or

cooperative agreement, the undersigned shall complete and submit Standard Form-LLL, "Disclosure Form to Report Lobbying," in accordance with its instructions.

2. This certification is a material representation of fact upon which reliance was placed when this transaction was made or entered into. Submission of this certification is a prerequisite for making or entering into this transaction imposed by 31 U.S.C. 1352. Any person who fails to file the required certification shall be subject to a civil penalty of not less than \$10,000 and not more than \$100,000 for each such failure.

3. The prospective participant also agrees by submitting its bid or proposal that the participant shall require that the language of this certification be included in all lower tier subcontracts, which exceed \$100,000 and that all such recipients shall certify and disclose accordingly.

XII. USE OF UNITED STATES-FLAG VESSELS:

This provision is applicable to all Federal-aid construction contracts, design-build contracts, subcontracts, lower-tier subcontracts, purchase orders, lease agreements, or any other covered transaction. 46 CFR Part 381.

This requirement applies to material or equipment that is acquired for a specific Federal-aid highway project. 46 CFR 381.7. It is not applicable to goods or materials that come into inventories independent of an FHWA funded-contract.

When oceanic shipments (or shipments across the Great Lakes) are necessary for materials or equipment acquired for a specific Federal-aid construction project, the bidder, proposer, contractor, subcontractor, or vendor agrees:

1. To utilize privately owned United States-flag commercial vessels to ship at least 50 percent of the gross tonnage (computed separately for dry bulk carriers, dry cargo liners, and tankers) involved, whenever shipping any equipment, material, or commodities pursuant to this contract, to the extent such vessels are available at fair and reasonable rates for United States-flag commercial vessels. 46 CFR 381.7.

2. To furnish within 20 days following the date of loading for shipments originating within the United States or within 30 working days following the date of loading for shipments originating outside the United States, a legible copy of a rated, 'on-board' commercial ocean bill-of-lading in English for each shipment of cargo described in paragraph (b)(1) of this section to both the Contracting Officer (through the prime contractor in the case of subcontractor bills-of-lading) and to the Office of Cargo and Commercial Sealift (MAR-620), Maritime Administration, Washington, DC 20590. (MARAD requires copies of the ocean carrier's (master) bills of lading, certified onboard, dated, with rates and charges. These bills of lading may contain business sensitive information and therefore may be submitted directly to MARAD by the Ocean Transportation Intermediary on behalf of the contractor). 46 CFR 381.7.

**ATTACHMENT A - EMPLOYMENT AND MATERIALS
PREFERENCE FOR APPALACHIAN DEVELOPMENT
HIGHWAY SYSTEM OR APPALACHIAN LOCAL ACCESS
ROAD CONTRACTS (23 CFR 633, Subpart B, Appendix B)**

This provision is applicable to all Federal-aid projects funded under the Appalachian Regional Development Act of 1965.

1. During the performance of this contract, the contractor undertaking to do work which is, or reasonably may be, done as on-site work, shall give preference to qualified persons who regularly reside in the labor area as designated by the DOL wherein the contract work is situated, or the subregion, or the Appalachian counties of the State wherein the contract work is situated, except:

a. To the extent that qualified persons regularly residing in the area are not available.

b. For the reasonable needs of the contractor to employ supervisory or specially experienced personnel necessary to assure an efficient execution of the contract work.

c. For the obligation of the contractor to offer employment to present or former employees as the result of a lawful collective bargaining contract, provided that the number of nonresident persons employed under this subparagraph (1c) shall not exceed 20 percent of the total number of employees employed by the contractor on the contract work, except as provided in subparagraph (4) below.

2. The contractor shall place a job order with the State Employment Service indicating (a) the classifications of the laborers, mechanics and other employees required to perform the contract work, (b) the number of employees required in each classification, (c) the date on which the participant estimates such employees will be required, and (d) any other pertinent information required by the State Employment Service to complete the job order form. The job order may be placed with the State Employment Service in writing or by telephone. If during the course of the contract work, the information submitted by the contractor in the original job order is substantially modified, the participant shall promptly notify the State Employment Service.

3. The contractor shall give full consideration to all qualified job applicants referred to him by the State Employment Service. The contractor is not required to grant employment to any job applicants who, in his opinion, are not qualified to perform the classification of work required.

4. If, within one week following the placing of a job order by the contractor with the State Employment Service, the State Employment Service is unable to refer any qualified job applicants to the contractor, or less than the number requested, the State Employment Service will forward a certificate to the contractor indicating the unavailability of applicants. Such certificate shall be made a part of the contractor's permanent project records. Upon receipt of this certificate, the contractor may employ persons who do not normally reside in the labor area to fill positions covered by the certificate, notwithstanding the provisions of subparagraph (1c) above.

5. The provisions of 23 CFR 633.207(e) allow the contracting agency to provide a contractual preference for the use of mineral resource materials native to the Appalachian region.

6. The contractor shall include the provisions of Sections 1 through 4 of this Attachment A in every subcontract for work which is, or reasonably may be, done as on-site work.

**KENTUCKY TRANSPORTATION CABINET
DEPARTMENT OF HIGHWAYS**

**EMPLOYMENT REQUIREMENTS
RELATING TO
NONDISCRIMINATION OF EMPLOYEES
(APPLICABLE TO FEDERAL-AID SYSTEM CONTRACTS)**

**AN ACT OF THE KENTUCKY GENERAL ASSEMBLY
TO PREVENT DISCRIMINATION IN EMPLOYMENT**

**KRS CHAPTER 344
EFFECTIVE JUNE 16, 1972**

The contract on this project, in accordance with KRS Chapter 344, provides that during the performance of this contract, the contractor agrees as follows:

1. The contractor shall not fail or refuse to hire, or shall not discharge any individual, or otherwise discriminate against an individual with respect to his compensation, terms, conditions, or privileges of employment, because of such individual's race, color, religion, national origin, sex, disability or age (forty and above); or limit, segregate, or classify his employees in any way which would deprive or tend to deprive an individual of employment opportunities or otherwise adversely affect his status as an employee, because of such individual's race, color, religion, national origin, sex, disability or age forty (40) and over. The contractor agrees to post in conspicuous places, available to employees and applicants for employment, notices to be provided setting forth the provisions of this nondiscrimination clause.

2. The contractor shall not print or publish or cause to be printed or published a notice or advertisement relating to employment by such an employer or membership in or any classification or referral for employment by the employment agency, indicating any preference, limitation, specification, or discrimination, based on race, color, religion, national origin, sex, or age forty (40) and over, or because the person is a qualified individual with a disability, except that such a notice or advertisement may indicate a preference, limitation, or specification based on religion, national origin, sex, or age forty (40) and over, or because the person is a qualified individual with a disability, when religion, national origin, sex, or age forty (40) and over, or because the person is a qualified individual with a disability, is a bona fide occupational qualification for employment.

3. If the contractor is in control of apprenticeship or other training or retraining, including on-the-job training programs, he shall not discriminate against an individual because of his race, color, religion, national origin, sex, disability or age forty (40) and over, in admission to, or employment in any program established to provide apprenticeship or other training.

4. The contractor will send to each labor union or representative of workers with which he has a collective bargaining agreement or other contract or understanding, a notice to be provided advising the said labor union or workers' representative of the contractor's commitments under this section, and shall post copies of the notice in conspicuous places available to employees and applicants for employment. The contractor will take such action with respect to any subcontract or purchase order as the administering agency may direct as a means of enforcing such provisions, including sanctions for non-compliance.

Revised: January 25, 2017

Standard Title VI/Non-Discrimination Assurances

During the performance of this contract, the contractor, for itself, its assignees, and successors in interest (hereinafter referred to as the "contractor") agrees as follows:

1. **Compliance with Regulations:** The contractor (hereinafter includes consultants) will comply with the Acts and the Regulations relative to Non-discrimination in Federally-assisted programs of the U.S. Department of Transportation, **Federal Highway Administration**, as they may be amended from time to time, which are herein incorporated by reference and made a part of this contract.
2. **Non-discrimination:** The contractor, with regard to the work performed by it during the contract, will not discriminate on the grounds of race, color, or national origin in the selection and retention of subcontractors, including procurements of materials and leases of equipment. The contractor will not participate directly or indirectly in the discrimination prohibited by the Acts and the Regulations, including employment practices when the contract covers any activity, project, or program set forth in Appendix B of 49 CFR Part 21.
3. **Solicitations for Subcontracts, Including Procurements of Materials and Equipment:** In all solicitations, either by competitive bidding, or negotiation made by the contractor for work to be performed under a subcontract, including procurements of materials, or leases of equipment, each potential subcontractor or supplier will be notified by the contractor of the contractor's obligations under this contract and the Acts and the Regulations relative to Non-discrimination on the grounds of race, color, or national origin.
4. **Information and Reports:** The contractor will provide all information and reports required by the Acts, the Regulations, and directives issued pursuant thereto and will permit access to its books, records, accounts, other sources of information, and its facilities as may be determined by the Recipient or the **Federal Highway Administration** to be pertinent to ascertain compliance with such Acts, Regulations, and instructions. Where any information required of a contractor is in the exclusive possession of another who fails or refuses to furnish the information, the contractor will so certify to the Recipient or the **Federal Highway Administration**, as appropriate, and will set forth what efforts it has made to obtain the information.
5. **Sanctions for Noncompliance:** In the event of a contractor's noncompliance with the Non-discrimination provisions of this contract, the Recipient will impose such contract sanctions as it or the **Federal Highway Administration** may determine to be appropriate, including, but not limited to:
 - a. withholding payments to the contractor under the contract until the contractor complies; and/or
 - b. cancelling, terminating, or suspending a contract, in whole or in part.
6. **Incorporation of Provisions:** The contractor will include the provisions of paragraphs one through six in every subcontract, including procurements of materials and leases of equipment, unless exempt by the Acts, the Regulations and directives issued pursuant thereto. The contractor will take action with respect to any subcontract or procurement as the Recipient or the **Federal Highway Administration** may direct as a means of enforcing such provisions including sanctions for noncompliance. Provided, that if the contractor becomes involved in, or is threatened with litigation by a subcontractor, or supplier because of such direction, the contractor may request the Recipient to enter into any litigation to protect the interests of the Recipient. In addition, the contractor may request the United States to enter into the litigation to protect the interests of the United States.

Standard Title VI/Non-Discrimination Statutes and Authorities

During the performance of this contract, the contractor, for itself, its assignees, and successors in interest (hereinafter referred to as the “contractor”) agrees to comply with the following non-discrimination statutes and authorities; including but not limited to:

- Title VI of the Civil Rights Act of 1964 (42 U.S.C. § 2000d *et seq.*, 78 stat. 252), (prohibits discrimination on the basis of race, color, national origin); and 49 CFR Part 21;
- The Uniform Relocation Assistance and Real Property Acquisition Policies Act of 1970, (42 U.S.C. § 4601), (prohibits unfair treatment of persons displaced or whose property has been acquired because of Federal or Federal-aid programs and projects);
- Federal-Aid Highway Act of 1973, (23 U.S.C. § 324 *et seq.*), (prohibits discrimination on the basis of sex);
- Section 504 of the Rehabilitation Act of 1973, (29 U.S.C. § 794 *et seq.*), as amended, (prohibits discrimination on the basis of disability); and 49 CFR Part 27;
- The Age Discrimination Act of 1975, as amended, (42 U.S.C. § 6101 *et seq.*), (prohibits discrimination on the basis of age);
- Airport and Airway Improvement Act of 1982, (49 USC § 471, Section 47123), as amended, (prohibits discrimination based on race, creed, color, national origin, or sex);
- The Civil Rights Restoration Act of 1987, (PL 100-209), (Broadened the scope, coverage and applicability of Title VI of the Civil Rights Act of 1964, The Age Discrimination Act of 1975 and Section 504 of the Rehabilitation Act of 1973, by expanding the definition of the terms “programs or activities” to include all of the programs or activities of the Federal-aid recipients, sub-recipients and contractors, whether such programs or activities are Federally funded or not);
- Titles II and III of the Americans with Disabilities Act, which prohibit discrimination on the basis of disability in the operation of public entities, public and private transportation systems, places of public accommodation, and certain testing entities (42 U.S.C. §§ 12131 -- 12189) as implemented by Department of Transportation regulations at 49 C.F.R. parts 37 and 38;
- The Federal Aviation Administration’s Non-discrimination statute (49 U.S.C. § 47123) (prohibits discrimination on the basis of race, color, national origin, and sex);
- Executive Order 12898, Federal Actions to Address Environmental Justice in Minority Populations and Low-Income Populations, which ensures non-discrimination against minority populations by discouraging programs, policies, and activities with disproportionately high and adverse human health or environmental effects on minority and low-income populations;
- Executive Order 13166, Improving Access to Services for Persons with Limited English Proficiency, and resulting agency guidance, national origin discrimination includes discrimination because of limited English proficiency (LEP). To ensure compliance with Title VI, you must take reasonable steps to ensure that LEP persons have meaningful access to your programs (70 Fed. Reg. at 74087 to 74100);
- Title IX of the Education Amendments of 1972, as amended, which prohibits you from discriminating because of sex in education programs or activities (20 U.S.C. 1681 *et seq.*).

EXECUTIVE BRANCH CODE OF ETHICS

In the 1992 regular legislative session, the General Assembly passed and Governor Brereton Jones signed Senate Bill 63 (codified as KRS 11A), the Executive Branch Code of Ethics, which states, in part:

KRS 11A.040 (7) provides:

No present or former public servant shall, within six (6) months following termination of his office or employment, accept employment, compensation, or other economic benefit from any person or business that contracts or does business with, or is regulated by, the state in matters in which he was directly involved during the last thirty-six (36) months of his tenure. This provision shall not prohibit an individual from returning to the same business, firm, occupation, or profession in which he was involved prior to taking office or beginning his term of employment, or for which he received, prior to his state employment, a professional degree or license, provided that, for a period of six (6) months, he personally refrains from working on any matter in which he was directly involved during the last thirty-six (36) months of his tenure in state government. This subsection shall not prohibit the performance of ministerial functions, including but not limited to filing tax returns, filing applications for permits or licenses, or filing incorporation papers, nor shall it prohibit the former officer or public servant from receiving public funds disbursed through entitlement programs.

KRS 11A.040 (9) states:

A former public servant shall not represent a person or business before a state agency in a matter in which the former public servant was directly involved during the last thirty-six (36) months of his tenure, for a period of one (1) year after the latter of:

- a) The date of leaving office or termination of employment; or
- b) The date the term of office expires to which the public servant was elected.

This law is intended to promote public confidence in the integrity of state government and to declare as public policy the idea that state employees should view their work as a public trust and not as a way to obtain private benefits.

If you have worked for the executive branch of state government within the past six months, you may be subject to the law's prohibitions. The law's applicability may be different if you hold elected office or are contemplating representation of another before a state agency.

Also, if you are affiliated with a firm which does business with the state and which employs former state executive-branch employees, you should be aware that the law may apply to them.

In case of doubt, the law permits you to request an advisory opinion from the Executive Branch Ethics Commission, 1025 Capital Center Drive, Suite 104, Frankfort, Kentucky 40601; telephone (502) 564-7954.

Revised: May 23, 2022

"General Decision Number: KY20240038 02/09/2024

Superseded General Decision Number: KY20230038

State: Kentucky

Construction Type: Highway

Counties: Anderson, Bath, Bourbon, Boyd, Boyle, Bracken, Breckinridge, Bullitt, Carroll, Carter, Clark, Elliott, Fayette, Fleming, Franklin, Gallatin, Grant, Grayson, Greenup, Hardin, Harrison, Henry, Jefferson, Jessamine, Larue, Lewis, Madison, Marion, Mason, Meade, Mercer, Montgomery, Nelson, Nicholas, Oldham, Owen, Robertson, Rowan, Scott, Shelby, Spencer, Trimble, Washington and Woodford Counties in Kentucky.

HIGHWAY CONSTRUCTION PROJECTS (excluding tunnels, building structures in rest area projects & railroad construction; bascule, suspension & spandrel arch bridges designed for commercial navigation, bridges involving marine construction; and other major bridges).

Note: Contracts subject to the Davis-Bacon Act are generally required to pay at least the applicable minimum wage rate required under Executive Order 14026 or Executive Order 13658. Please note that these Executive Orders apply to covered contracts entered into by the federal government that are subject to the Davis-Bacon Act itself, but do not apply to contracts subject only to the Davis-Bacon Related Acts, including those set forth at 29 CFR 5.1(a)(1).

If the contract is entered into on or after January 30, 2022, or the contract is renewed or extended (e.g., an option is exercised) on or after January 30, 2022:	<ul style="list-style-type: none">. Executive Order 14026 generally applies to the contract.. The contractor must pay all covered workers at least \$17.20 per hour (or the applicable wage rate listed on this wage determination, if it is higher) for all hours spent performing on the contract in 2024.
If the contract was awarded on or between January 1, 2015 and January 29, 2022, and the contract is not renewed or extended on or after January 30, 2022:	<ul style="list-style-type: none">. Executive Order 13658 generally applies to the contract.. The contractor must pay all covered workers at least \$12.90 per hour (or the applicable wage rate listed on this wage determination, if it is higher) for all hours spent performing on that contract in 2024.

The applicable Executive Order minimum wage rate will be adjusted annually. If this contract is covered by one of the Executive Orders and a classification considered necessary for performance of work on the contract does not appear on this wage determination, the contractor must still submit a

conformance request.

Additional information on contractor requirements and worker protections under the Executive Orders is available at <http://www.dol.gov/whd/govcontracts>.

Modification Number	Publication Date
0	01/05/2024
1	02/09/2024

BRIN0004-003 06/01/2023

BRECKENRIDGE COUNTY

	Rates	Fringes
BRICKLAYER.....	\$ 34.17	19.60

BRKY0001-005 06/01/2023		

BULLITT, CARROLL, GRAYSON, HARDIN, HENRY, JEFFERSON, LARUE, MARION, MEADE, NELSON, OLDHAM, SHELBY, SPENCER, & TRIMBLE COUNTIES:

	Rates	Fringes
BRICKLAYER.....	\$ 33.48	15.92

BRKY0002-006 06/01/2023		

BRACKEN, GALLATIN, GRANT, MASON & ROBERTSON COUNTIES:

	Rates	Fringes
BRICKLAYER.....	\$ 33.48	15.92

BRKY0007-004 06/01/2023		

BOYD, CARTER, ELLIOT, FLEMING, GREENUP, LEWIS & ROWAN COUNTIES:

	Rates	Fringes
BRICKLAYER.....	\$ 39.46	20.14

BRKY0017-004 06/01/2023		

ANDERSON, BATH, BOURBON, BOYLE, CLARK, FAYETTE, FRANKLIN, HARRISON, JESSAMINE, MADISON, MERCER, MONTGOMERY, NICHOLAS, OWEN, SCOTT, WASHINGTON & WOODFORD COUNTIES:

	Rates	Fringes
BRICKLAYER.....	\$ 33.48	15.92

CARP0064-001 04/01/2023		

	Rates	Fringes
CARPENTER.....	\$ 31.81	22.86
Diver.....	\$ 48.09	22.86
PILEDRIVERMAN.....	\$ 32.06	22.86

ELEC0212-008 06/07/2022

BRACKEN, GALLATIN and GRANT COUNTIES

	Rates	Fringes
ELECTRICIAN.....	\$ 33.29	20.05

ELEC0212-014 11/28/2022

BRACKEN, GALLATIN & GRANT COUNTIES:

	Rates	Fringes
Sound & Communication Technician.....	\$ 26.70	13.41

ELEC0317-012 05/29/2023

BOYD, CARTER, ELLIOT & ROWAN COUNTIES:

	Rates	Fringes
ELECTRICIAN (Wiremen).....	\$ 37.15	22.73

ELEC0369-007 06/01/2022

ANDERSON, BATH, BOURBON, BOYLE, BRECKINRIDGE, BULLITT, CARROLL, CLARK, FAYETTE, FRAONKLIN, GRAYSON, HARDIN, HARRISON, HENRY, JEFFERSON, JESSAMINE, LARUE, MADISON, MARION, MEADE, MERCER, MONTGOMERY, NELSON, NICHOLAS, OLDHAM, OWEN, ROBERTSON, SCOTT, SHELBY, SPENCER, TRIMBLE, WASHINGTON, & WOODFORD COUNTIES:

	Rates	Fringes
ELECTRICIAN.....	\$ 34.60	19.57

ELEC0575-002 05/29/2023

FLEMING, GREENUP, LEWIS & MASON COUNTIES:

	Rates	Fringes
ELECTRICIAN.....	\$ 36.50	21.76

ENGI0181-018 07/01/2023

	Rates	Fringes
POWER EQUIPMENT OPERATOR		
GROUP 1.....	\$ 38.55	18.60
GROUP 2.....	\$ 35.69	18.60
GROUP 3.....	\$ 36.14	18.60
GROUP 4.....	\$ 35.37	18.60

OPERATING ENGINEER CLASSIFICATIONS

GROUP 1 - A-Frame Winch Truck; Auto Patrol; Backfiller; Batcher Plant; Bituminous Paver; Bituminous Transfer Machine; Boom Cat; Bulldozer; Mechanic; Cableway; Carry-All Scoop; Carry Deck Crane; Central Compressor Plant; Cherry Picker; Clamshell; Concrete Mixer (21 cu. ft. or Over); Concrete Paver; Truck-Mounted Concrete Pump; Core Drill; Crane; Crusher Plant; Derrick; Derrick Boat; Ditching &

Trenching Machine; Dragline; Dredge Operator; Dredge Engineer; Elevating Grader & Loaders; Grade-All; Gurries; Heavy Equipment Robotics Operator/Mechanic; High Lift; Hoe-Type Machine; Hoist (Two or More Drums); Hoisting Engine (Two or More Drums); Horizontal Directional Drill Operator; Hydrocrane; Hyster; KeCal Loader; LeTourneau; Locomotive; Mechanic; Mechanically Operated Laser Screed; Mechanic Welder; Mucking Machine; Motor Scraper; Orangepeel Bucket; Overhead Crane; Piledriver; Power Blade; Pumpcrete; Push Dozer; Rock Spreader, attached to equipment; Rotary Drill; Roller (Bituminous); Rough Terrain Crane; Scarifier; Scoopmobile; Shovel; Side Boom; Subgrader; Tailboom; Telescoping Type Forklift; Tow or Push Boat; Tower Crane (French, German & other types); Tractor Shovel; Truck Crane; Tunnel Mining Machines, including Moles, Shields or similar types of Tunnel Mining Equipment

GROUP 2 - Air Compressor (Over 900 cu. ft. per min.); Bituminous Mixer; Boom Type Tamping Machine; Bull Float; Concrete Mixer (Under 21 cu. ft.); Dredge Engineer; Electric Vibrator; Compactor/Self-Propelled Compactor; Elevator (One Drum or Buck Hoist); Elevator (When used to Hoist Building Material); Finish Machine; Firemen & Hoist (One Drum); Flexplane; Forklift (Regardless of Lift Height); Form Grader; Joint Sealing Machine; Outboard Motor Boat; Power Sweeper (Riding Type); Roller (Rock); Ross Carrier; Skid Mounted or Trailer Mounted Concrete Pump; Skid Steer Machine with all Attachments; Switchman or Brakeman; Throttle Valve Person; Tractair & Road Widening Trencher; Tractor (50 H.P. or Over); Truck Crane Oiler; Tugger; Welding Machine; Well Points; & Whirley Oiler

GROUP 3 - All Off Road Material Handling Equipment, including Articulating Dump Trucks; Greaser on Grease Facilities servicing Heavy Equipment

GROUP 4 - Bituminous Distributor; Burlap & Curing Machine; Cement Gun; Concrete Saw; Conveyor; Deckhand Oiler; Grout Pump; Hydraulic Post Driver; Hydro Seeder; Mud Jack; Oiler; Paving Joint Machine; Power Form Handling Equipment; Pump; Roller (Earth); Steerman; Tamping Machine; Tractor (Under 50 H.P.); & Vibrator

CRANES - with booms 150 ft. & Over (Including JIB), and where the length of the boom in combination with the length of the piling leads equals or exceeds 150 ft. - \$1.00 over Group 1 rate

EMPLOYEES ASSIGNED TO WORK BELOW GROUND LEVEL ARE TO BE PAID 10%

ABOVE BASIC WAGE RATE. THIS DOES NOT APPLY TO OPEN CUT WORK.

IRON0044-009 06/01/2023

BRACKEN, GALLATIN, GRANT, HARRISON, ROBERTSON,
BOURBON (Northern third, including Townships of Jackson, Millersburg, Ruddel Mills & Shawhan);
CARROLL (Eastern third, including the Township of Ghent);
FLEMING (Western part, excluding Townships of Beechburg, Colfax, Elizaville, Flemingsburg, Flemingsburg Junction, Foxport, Grange City, Hillsboro, Hilltop, Mount Carmel, Muses Mills, Nepton, Pecksridge, Plummers Landing, Plummers Mill, Poplar Plains, Ringos Mills, Tilton & Wallingford);
MASON (Western two-thirds, including Townships of Dover,

Lewisburg, Mays Lick, Maysville, Minerva, Moranburg, Murphysville, Ripley, Sardis, Shannon, South Ripley & Washington);
NICHOLAS (Townships of Barefoot, Barterville, Carlisle, Ellisville, Headquarters, Henryville, Morningglory, Myers & Oakland Mills);
OWEN (Townships of Beechwood, Bromley, Fairbanks, Holbrook, Jonesville, Long Ridge, Lusby's Mill, New, New Columbus, New Liberty, Owenton, Poplar Grove, Rockdale, Sanders, Teresita & Wheatley);
SCOTT (Northern two-thirds, including Townships of Biddle, Davis, Delaplain, Elmville, Longlick, Muddy Ford, Oxford, Rogers Gap, Sadieville, Skinnersburg & Stonewall)

	Rates	Fringes
IRONWORKER		
Fence Erector.....	\$ 30.75	22.70
Structural.....	\$ 32.37	22.70

IRON0070-006 06/01/2023		

ANDERSON, BOYLE, BRECKINRIDGE, BULLITT, FAYETTE, FRANKLIN, GRAYSON, HARDIN, HENRY, JEFFERSON, JESSAMINE, LARUE, MADISON, MARION, MEADE, MERCER, NELSON, OLDHAM, SHELBY, SPENCER, TRIMBLE, WASHINGTON & WOODFORD
BOURBON (Southern two-thirds, including Townships of Austerlity, Centerville, Clintonville, Elizabeth, Hutchison, Littlerock, North Middletown & Paris);
CARROLL (Western two-thirds, including Townships of Carrollton, Easterday, English, Locust, Louis, Prestonville & Worthville);
CLARK (Western two-thirds, including Townships of Becknerville, Flanagan, Ford, Pine Grove, Winchester & Wyandotte);
OWEN (Eastern eighth, including Townships of Glenmary, Gratz, Monterey, Perry Park & Tacketts Mill);
SCOTT (Southern third, including Townships of Georgetown, Great Crossing, Newtown, Stampling Ground & Woodlake);

	Rates	Fringes
IRONWORKER.....	\$ 32.59	24.50

IRON0769-007 06/01/2023		

BATH, BOYD, CARTER, ELLIOTT, GREENUP, LEWIS, MONTGOMERY & ROWAN
CLARK (Eastern third, including townships of Bloomingdale, Hunt, Indian Fields, Kiddville, Loglick, Rightangele & Thomson);
FLEMING (Townships of Beechburg, Colfax, Elizaville, Flemingsburg, Flemingsburg Junction, Foxport, Grange City, Hillsboro, Hilltop, Mount Carmel, Muses Mills, Nepton, Pecksridge, Plummers Landing, Plummers Mill, Poplar Plains, Ringos Mills, Tilton & Wallingford);
MASON (Eastern third, including Townships of Helena, Marshall, Orangeburg, Plumville & Springdale);
NICHOLAS (Eastern eighth, including the Township of Moorefield Sprout)

	Rates	Fringes
IRONWORKER		
ZONE 1.....	\$ 36.16	28.34
ZONE 2.....	\$ 36.56	28.34

ZONE 3 - (add \$2.00 per hour to base rate) 50 mile radius & over of Union Hall, 1643 Greenup Ave, Ashland, KY.

BATH, BOURBON, BOYD, BOYLE, BRACKEN, CARTER, CLARK, ELLIOTT,
FAYETTE, FLEMING, FRANKLIN, GALLATIN, GRANT, GREENUP, HARRISON,
JESSAMINE, LEWIS, MADISON, MASON, MERCER, MONTGOMERY, NICHOLAS,
OWEN, ROBERTSON, ROWAN, SCOTT, & WOOLFORD COUNTIES

GROUP 1.....	\$ 23.96	17.57
GROUP 2.....	\$ 24.21	17.57
GROUP 3.....	\$ 24.26	17.57
GROUP 4.....	\$ 24.86	17.57

GROUP 1 - Aging & Curing of Concrete; Asbestos Abatement Worker; Asphalt Plant; Asphalt; Batch Truck Dump; Carpenter Tender; Cement Mason Tender; Cleaning of Machines; Concrete; Demolition; Dredging; Environmental - Nuclear, Radiation, Toxic & Hazardous Waste - Level D; Flagperson; Grade Checker; Hand Digging & Hand Back Filling; Highway Marker Placer; Landscaping, Mesh Handler & Placer; Puddler; Railroad; Rip-rap & Grouter; Right-of-Way; Sign, Guard Rail & Fence Installer; Signal Person; Sound Barrier Installer; Storm & Sanitary Sewer; Swamper; Truck Spotter & Dumper; Wrecking of Concrete Forms; General Cleanup

GROUP 2 - Batter Board Man (Sanitary & Storm Sewer);
Brickmason Tender; Mortar Mixer Operator; Scaffold Builder;
Burner & Welder; Bushhammer; Chain Saw Operator; Concrete
Saw Operator; Deckhand Scow Man; Dry Cement Handler;
Environmental - Nuclear, Radiation, Toxic & Hazardous Waste
- Level C; Forklift Operator for Masonary; Form Setter;
Green Concrete Cutting; Hand Operated Grouter & Grinder
Machine Operator; Jackhammer; Pavement Breaker; Paving
Joint Machine; Pipelayer; Plastic Pipe Fusion; Power Driven
Georgia Buggy & Wheel Barrow; Power Post Hole Digger;
Precast Manhole Setter; Walk-Behind Tamper; Walk-Behind
Trencher; Sand Blaster; Concrete Chipper; Surface Grinder;
Vibrator Operator; Wagon Driller

GROUP 3 - Asphalt Luteman & Raker; Gunnite Nozzleman;
Gunnite Operator & Mixer; Grout Pump Operator; Side Rail
Setter; Rail Paved Ditches; Screw Operator; Tunnel (Free
Air); Water Blaster

GROUP 4 - Caisson Worker (Free Air); Cement Finisher;
Environmental - Nuclear, Radiation, Toxic & Hazardous Waste
- Levels A & B; Miner & Driller (Free Air); Tunnel Blaster;
& Tunnel Mucker (Free Air); Directional & Horizontal

Boring; Air Track Drillers (All Types); Powdermen &
Blasters; Troxler & Concrete Tester if Laborer is Utilized

LAB00189-008 07/01/2023

ANDERSON, BULLITT, CARROLL, HARDIN, HENRY, JEFFERSON, LARUE,
MARION, MEADE, NELSON, OLDHAM, SHELBY, SPENCER, TRIMBLE &
WASHINGTON COUNTIES

	Rates	Fringes
Laborers:		
GROUP 1.....	\$ 23.96	17.57
GROUP 2.....	\$ 24.21	17.57
GROUP 3.....	\$ 24.26	17.57
GROUP 4.....	\$ 24.86	17.57

LABORERS CLASSIFICATIONS

GROUP 1 - Aging & Curing of Concrete; Asbestos Abatement Worker; Asphalt Plant; Asphalt; Batch Truck Dump; Carpenter Tender; Cement Mason Tender; Cleaning of Machines; Concrete; Demolition; Dredging; Environmental - Nuclear, Radiation, Toxic & Hazardous Waste - Level D; Flagperson; Grade Checker; Hand Digging & Hand Back Filling; Highway Marker Placer; Landscaping, Mesh Handler & Placer; Puddler; Railroad; Rip-rap & Grouter; Right-of-Way; Sign, Guard Rail & Fence Installer; Signal Person; Sound Barrier Installer; Storm & Sanitary Sewer; Swamper; Truck Spotter & Dumper; Wrecking of Concrete Forms; General Cleanup

GROUP 2 - Batter Board Man (Sanitary & Storm Sewer); Brickmason Tender; Mortar Mixer Operator; Scaffold Builder; Burner & Welder; Bushhammer; Chain Saw Operator; Concrete Saw Operator; Deckhand Scow Man; Dry Cement Handler; Environmental - Nuclear, Radiation, Toxic & Hazardous Waste - Level C; Forklift Operator for Masonary; Form Setter; Green Concrete Cutting; Hand Operated Grouter & Grinder Machine Operator; Jackhammer; Pavement Breaker; Paving Joint Machine; Pipelayer; Plastic Pipe Fusion; Power Driven Georgia Buggy & Wheel Barrow; Power Post Hole Digger; Precast Manhole Setter; Walk-Behind Tamper; Walk-Behind Trencher; Sand Blaster; Concrete Chipper; Surface Grinder; Vibrator Operator; Wagon Driller

GROUP 3 - Asphalt Luteman & Raker; Gunnite Nozzleman; Gunnite Operator & Mixer; Grout Pump Operator; Side Rail Setter; Rail Paved Ditches; Screw Operator; Tunnel (Free Air); Water Blaster

GROUP 4 - Caisson Worker (Free Air); Cement Finisher; Environmental - Nuclear, Radiation, Toxic & Hazardous Waste - Levels A & B; Miner & Driller (Free Air); Tunnel Blaster; & Tunnel Mucker (Free Air); Directional & Horizontal Boring; Air Track Drillers (All Types); Powdermen & Blasters; Troxler & Concrete Tester if Laborer is Utilized

LAB00189-009 07/01/2023

BRECKINRIDGE & GRAYSON COUNTIES

Rates	Fringes
-------	---------

Laborers:

GROUP 1.....	\$ 23.96	17.57
GROUP 2.....	\$ 24.21	17.57
GROUP 3.....	\$ 24.26	17.57
GROUP 4.....	\$ 24.86	17.57

LABORERS CLASSIFICATIONS

GROUP 1 - Aging & Curing of Concrete; Asbestos Abatement Worker; Asphalt Plant; Asphalt; Batch Truck Dump; Carpenter Tender; Cement Mason Tender; Cleaning of Machines; Concrete; Demolition; Dredging; Environmental - Nuclear, Radiation, Toxic & Hazardous Waste - Level D; Flagperson; Grade Checker; Hand Digging & Hand Back Filling; Highway Marker Placer; Landscaping, Mesh Handler & Placer; Puddler; Railroad; Rip-rap & Grouter; Right-of-Way; Sign, Guard Rail & Fence Installer; Signal Person; Sound Barrier Installer; Storm & Sanitary Sewer; Swamper; Truck Spotter & Dumper; Wrecking of Concrete Forms; General Cleanup

GROUP 2 - Batter Board Man (Sanitary & Storm Sewer); Brickmason Tender; Mortar Mixer Operator; Scaffold Builder; Burner & Welder; Bushhammer; Chain Saw Operator; Concrete Saw Operator; Deckhand Scow Man; Dry Cement Handler; Environmental - Nuclear, Radiation, Toxic & Hazardous Waste - Level C; Forklift Operator for Masonary; Form Setter; Green Concrete Cutting; Hand Operated Grouter & Grinder Machine Operator; Jackhammer; Pavement Breaker; Paving Joint Machine; Pipelayer; Plastic Pipe Fusion; Power Driven Georgia Buggy & Wheel Barrow; Power Post Hole Digger; Precast Manhole Setter; Walk-Behind Tamper; Walk-Behind Trencher; Sand Blaster; Concrete Chipper; Surface Grinder; Vibrator Operator; Wagon Driller

GROUP 3 - Asphalt Luteman & Raker; Gunnite Nozzleman; Gunnite Operator & Mixer; Grout Pump Operator; Side Rail Setter; Rail Paved Ditches; Screw Operator; Tunnel (Free Air); Water Blaster

GROUP 4 - Caisson Worker (Free Air); Cement Finisher; Environmental - Nuclear, Radiation, Toxic & Hazardous Waste - Levels A & B; Miner & Driller (Free Air); Tunnel Blaster; & Tunnel Mucker (Free Air); Directional & Horizontal Boring; Air Track Drillers (All Types); Powdermen & Blasters; Troxler & Concrete Tester if Laborer is Utilized

PAIN0012-005 06/11/2005

BATH, BOURBON, BOYLE, CLARK, FAYETTE, FLEMING, FRANKLIN, HARRISON, JESSAMINE, MADISON, MERCER, MONTGOMERY, NICHOLAS, ROBERTSON, SCOTT & WOODFORD COUNTIES:

	Rates	Fringes
PAINTER		
Bridge/Equipment Tender and/or Containment Builder..	\$ 18.90	5.90
Brush & Roller.....	\$ 21.30	5.90
Elevated Tanks; Steeplejack Work; Bridge & Lead Abatement.....	\$ 22.30	5.90
Sandblasting &		

Waterblasting.....	\$ 22.05	5.90
Spray.....	\$ 21.80	5.90

PAIN0012-017 05/01/2015

BRACKEN, GALLATIN, GRANT, MASON & OWEN COUNTIES:

	Rates	Fringes
PAINTER (Heavy & Highway Bridges - Guardrails - Lightpoles - Striping)		
Bridge Equipment Tender and Containment Builder.....	\$ 20.73	9.06
Brush & Roller.....	\$ 23.39	9.06
Elevated Tanks; Steeplejack Work; Bridge & Lead Abatement.....	\$ 24.39	9.06
Sandblasting & Water Blasting.....	\$ 24.14	9.06
Spray.....	\$ 23.89	9.06

PAIN0118-004 06/01/2018

ANDERSON, BRECKINRIDGE, BULLITT, CARROLL, GRAYSON, HARDIN,
HENRY, JEFFERSON, LARUE, MARION, MEADE, NELSON, OLDHAM, SHELBY,
SPENCER, TRIMBLE & WASHINGTON COUNTIES:

	Rates	Fringes
PAINTER		
Brush & Roller.....	\$ 22.00	12.52
Spray, Sandblast, Power Tools, Waterblast & Steam Cleaning.....	\$ 23.00	12.52

* PAIN1072-003 12/01/2023

BOYD, CARTER, ELLIOTT, GREENUP, LEWIS and ROWAN COUNTIES

	Rates	Fringes
Painters:		
Bridges; Locks; Dams; Tension Towers & Energized Substations.....	\$ 35.64	23.69
Power Generating Facilities.....	\$ 32.40	23.69

PLUM0248-003 06/01/2023

BOYD, CARTER, ELLIOTT, GREENUP, LEWIS & ROWAN COUNTIES:

	Rates	Fringes
Plumber and Steamfitter.....	\$ 41.00	22.95

PLUM0392-007 06/01/2023

BRACKEN, CARROLL (Eastern Half), GALLATIN, GRANT, MASON, OWEN &
ROBERTSON COUNTIES:

Rates	Fringes
-------	---------

Plumbers and Pipefitters.....	\$ 38.62	25.73

PLUM0502-003 08/01/2021		

BRECKINRIDGE, BULLITT, CARROLL (Western Half), FRANKLIN
(Western three-fourths), GRAYSON, HARDIN, HENRY, JEFFERSON,
LARUE, MARION, MEADE, NELSON, OLDHAM, SHELBY, SPENCER, TRIMBLE &
WASHINGTON COUNTIES

	Rates	Fringes
PLUMBER.....	\$ 38.07	20.78

* SUKY2010-160 10/08/2001		

	Rates	Fringes
Truck drivers:		
GROUP 1.....	\$ 16.57 **	7.34
GROUP 2.....	\$ 16.68 **	7.34
GROUP 3.....	\$ 16.86 **	7.34
GROUP 4.....	\$ 16.96 **	7.34

TRUCK DRIVER CLASSIFICATIONS

- GROUP 1 - Mobile Batch Truck Tender
- GROUP 2 - Greaser; Tire Changer; & Mechanic Tender
- GROUP 3 - Single Axle Dump; Flatbed; Semi-trailer or Pole
Trailer when used to pull building materials and equipment;
Tandem Axle Dump; Distributor; Mixer; & Truck Mechanic
- GROUP 4 - Euclid & Other Heavy Earthmoving Equipment &
Lowboy; Articulator Cat; 5-Axle Vehicle; Winch & A-Frame
when used in transporting materials; Ross Carrier; Forklift
when used to transport building materials; & Pavement
Breaker

WELDERS - Receive rate prescribed for craft performing
operation to which welding is incidental.

=====

** Workers in this classification may be entitled to a higher
minimum wage under Executive Order 14026 (\$17.20) or 13658
(\$12.90). Please see the Note at the top of the wage
determination for more information. Please also note that the
minimum wage requirements of Executive Order 14026 are not
currently being enforced as to any contract or subcontract to
which the states of Texas, Louisiana, or Mississippi, including
their agencies, are a party.

Note: Executive Order (EO) 13706, Establishing Paid Sick Leave
for Federal Contractors applies to all contracts subject to the
Davis-Bacon Act for which the contract is awarded (and any
solicitation was issued) on or after January 1, 2017. If this
contract is covered by the EO, the contractor must provide
employees with 1 hour of paid sick leave for every 30 hours
they work, up to 56 hours of paid sick leave each year.
Employees must be permitted to use paid sick leave for their
own illness, injury or other health-related needs, including

preventive care; to assist a family member (or person who is like family to the employee) who is ill, injured, or has other health-related needs, including preventive care; or for reasons resulting from, or to assist a family member (or person who is like family to the employee) who is a victim of, domestic violence, sexual assault, or stalking. Additional information on contractor requirements and worker protections under the EO is available at <https://www.dol.gov/agencies/whd/government-contracts>.

Unlisted classifications needed for work not included within the scope of the classifications listed may be added after award only as provided in the labor standards contract clauses (29CFR 5.5 (a) (1) (iii)).

The body of each wage determination lists the classification and wage rates that have been found to be prevailing for the cited type(s) of construction in the area covered by the wage determination. The classifications are listed in alphabetical order of ""identifiers"" that indicate whether the particular rate is a union rate (current union negotiated rate for local), a survey rate (weighted average rate) or a union average rate (weighted union average rate).

Union Rate Identifiers

A four letter classification abbreviation identifier enclosed in dotted lines beginning with characters other than ""SU"" or ""UAVG"" denotes that the union classification and rate were prevailing for that classification in the survey. Example: PLUM0198-005 07/01/2014. PLUM is an abbreviation identifier of the union which prevailed in the survey for this classification, which in this example would be Plumbers. 0198 indicates the local union number or district council number where applicable, i.e., Plumbers Local 0198. The next number, 005 in the example, is an internal number used in processing the wage determination. 07/01/2014 is the effective date of the most current negotiated rate, which in this example is July 1, 2014.

Union prevailing wage rates are updated to reflect all rate changes in the collective bargaining agreement (CBA) governing this classification and rate.

Survey Rate Identifiers

Classifications listed under the ""SU"" identifier indicate that no one rate prevailed for this classification in the survey and the published rate is derived by computing a weighted average rate based on all the rates reported in the survey for that classification. As this weighted average rate includes all rates reported in the survey, it may include both union and non-union rates. Example: SULA2012-007 5/13/2014. SU indicates the rates are survey rates based on a weighted average calculation of rates and are not majority rates. LA indicates the State of Louisiana. 2012 is the year of survey on which these classifications and rates are based. The next number, 007 in the example, is an internal number used in producing the wage determination. 5/13/2014 indicates the survey completion date for the classifications and rates under that identifier.

Survey wage rates are not updated and remain in effect until a new survey is conducted.

Union Average Rate Identifiers

Classification(s) listed under the UAVG identifier indicate that no single majority rate prevailed for those classifications; however, 100% of the data reported for the classifications was union data. EXAMPLE: UAVG-OH-0010 08/29/2014. UAVG indicates that the rate is a weighted union average rate. OH indicates the state. The next number, 0010 in the example, is an internal number used in producing the wage determination. 08/29/2014 indicates the survey completion date for the classifications and rates under that identifier.

A UAVG rate will be updated once a year, usually in January of each year, to reflect a weighted average of the current negotiated/CBA rate of the union locals from which the rate is based.

WAGE DETERMINATION APPEALS PROCESS

1.) Has there been an initial decision in the matter? This can be:

- * an existing published wage determination
- * a survey underlying a wage determination
- * a Wage and Hour Division letter setting forth a position on a wage determination matter
- * a conformance (additional classification and rate) ruling

On survey related matters, initial contact, including requests for summaries of surveys, should be with the Wage and Hour National Office because National Office has responsibility for the Davis-Bacon survey program. If the response from this initial contact is not satisfactory, then the process described in 2.) and 3.) should be followed.

With regard to any other matter not yet ripe for the formal process described here, initial contact should be with the Branch of Construction Wage Determinations. Write to:

Branch of Construction Wage Determinations
Wage and Hour Division
U.S. Department of Labor
200 Constitution Avenue, N.W.
Washington, DC 20210

2.) If the answer to the question in 1.) is yes, then an interested party (those affected by the action) can request review and reconsideration from the Wage and Hour Administrator (See 29 CFR Part 1.8 and 29 CFR Part 7). Write to:

Wage and Hour Administrator
U.S. Department of Labor
200 Constitution Avenue, N.W.
Washington, DC 20210

The request should be accompanied by a full statement of the interested party's position and by any information (wage payment data, project description, area practice material,

etc.) that the requestor considers relevant to the issue.

3.) If the decision of the Administrator is not favorable, an interested party may appeal directly to the Administrative Review Board (formerly the Wage Appeals Board). Write to:

Administrative Review Board
U.S. Department of Labor
200 Constitution Avenue, N.W.
Washington, DC 20210

4.) All decisions by the Administrative Review Board are final.

=====

END OF GENERAL DECISION"

Fringe benefit amounts are applicable for all hours worked except when otherwise noted.

No laborer, workman or mechanic shall be paid at a rate less than that of a Journeyman except those classified as bona fide apprentices.

Apprentices or trainees shall be permitted to work as such subject to Administrative Regulations adopted by the Commissioner of Workplace Standards. Copies of these regulations will be furnished upon request from any interested person.

Before using apprentices on the job the contractor shall present to the Contracting Officer written evidence of registration of such employees in a program of a State apprenticeship and training agency approved and recognized by the U. S. Bureau of Apprenticeship and Training. In the absence of such a State agency, the contractor shall submit evidence of approval and registration by the U. S. Bureau of Apprenticeship and Training.

The contractor shall submit to the Contracting Officer, written evidence of the established apprenticeship-journeyman ratios and wage rates in the project area, which will be the basis for establishing such ratios and rates for the project under the applicable contract provisions.

TO: EMPLOYERS/EMPLOYEES

PREVAILING WAGE SCHEDULE:

The wages indicated on this wage schedule are the least permitted to be paid for the occupations indicated. When an employee works in more than one classification, the employer must record the number of hours worked in each classification at the prescribed hourly base rate.

OVERTIME:

Overtime is to be paid to an employee at a rate not less than one and one-half times the basic rate of pay for all hours worked in excess of forty (40) hours in such workweek. Wage violations or questions should be directed to the designated Engineer or the undersigned.

Director
Division of Construction Procurement
Frankfort, Kentucky 40622
502-564-3500

**NOTICE OF REQUIREMENT FOR AFFIRMATIVE ACTION
TO ENSURE EQUAL EMPLOYMENT OPPORTUNITY
(Executive Order 11246)**

1. The Offeror's or Bidder's attention is called to the "Equal Opportunity Clause" and the "Standard Federal Equal Employment Specifications" set forth herein.
2. The goals and timetables for minority and female participation, expressed in percentage terms for the Contractor's aggregate work force in each trade on all construction work in the covered area, are as follows:

GOALS FOR MINORITY PARTICIPATION IN EACH TRADE	GOALS FOR FEMALE PARTICIPATION IN EACH TRADE
10.8%	6.9%

These goals are applicable to all the Contractor's construction work (whether or not it is Federal or federally-assisted) performed in the covered area. If the contractor performs construction work in a geographical area located outside of the covered area, it shall apply the goals established for such geographical area where the work is actually performed. With regard to this second area, the contractor also is subject to the goals for both its federally involved and non-federally involved construction.

The Contractor's compliance with the Executive Order and the regulations in CFR Part 60-4 shall be based on its implementation of the Equal Opportunity Clause, specific affirmative action obligations required by the specifications set forth in 41 CFR 60-4, 3(a), and its efforts to meet the goals. The hours of minority and female employment and training must be substantially uniform throughout the length of the contract, and in each trade, and the contractor shall make a good faith effort to employ minorities and women evenly on each of its projects. The transfer of minority or female employees or trainees from Contractor to Contractor or from project to project for the sole purpose of meeting the Contractor's goals shall be a violation of the contract, the Executive Order and the regulations in 41 CFR Part 60-4. Compliance with the goals will be measured against the total work hours performed.

3. The Notification of Construction Contract Award Portal (NCAP) is OFCCP's preferred method for receiving construction contract award notifications. The NCAP can be found on OFCCP's website at <https://www.dol.gov/agencies/ofccp/ncap>. Users who prefer not to use the portal maintain the option to send their notifications via mail, email and facsimile to the OFCCP Regional office in which the work will be performed. The Contractor shall provide written notification to the Director of the Office of Federal Contract Compliance Programs within ten (10) working days of award of any construction subcontract in excess of \$10,000.00 at any tier for construction work under the contract resulting from this solicitation. The notification must include: Prime Contract Number (issued by the federal agency or applicant); Name of Awarding Federal Agency, Applicant or Contractor; Contracting Officer, Applicant Representative or Contractor Representative Submitting Notification with name, phone number, email address; Contractor Awarded Contract or Subcontract with name, address, phone number, email address, EIN, dollar amount of the contract, estimated start date of the contract, estimated completion date of the contract, geographical area in which the contract is to be performed (state, county's city (if applicable)).

The notification shall be mailed to:

**Regional Director
Office of Federal Contract Compliance Programs
61 Forsyth Street, SW, Suite 7B75
Atlanta, Georgia 30303-8931
Main Number: 404-893-4545 Fax: 404-893-4546
Regional Director Contact: OFCCP-SE@dol.gov
Construction Award Email: OFCCP-SE-ConstructionAward@dol.gov**

4. As used in this Notice, and in the contract resulting from this solicitation, the "covered area" is Fayette County.

PART IV

INSURANCE

Refer to
Kentucky Standard Specifications for Road and Bridge Construction,
current edition

PART V

BID ITEMS

241005

PROPOSAL BID ITEMS

Report Date 2/27/24

Page 1 of 8

Section: 0001 - PAVING

LINE	BID CODE	ALT	DESCRIPTION	QUANTITY	UNIT	UNIT PRIC	FP	AMOUNT
0010	00003		CRUSHED STONE BASE	32,466.00	TON		\$	
0020	00008		CEMENT STABILIZED ROADBED	40,188.00	SQYD		\$	
0030	00100		ASPHALT SEAL AGGREGATE	110.00	TON		\$	
0040	00103		ASPHALT SEAL COAT	13.10	TON		\$	
0050	00194		LEVELING & WEDGING PG76-22	1,525.00	TON		\$	
0060	00212		CL2 ASPH BASE 1.00D PG64-22	338.00	TON		\$	
0070	00214		CL3 ASPH BASE 1.00D PG64-22	22,591.00	TON		\$	
0080	00217		CL4 ASPH BASE 1.00D PG64-22	5,083.00	TON		\$	
0090	00219		CL4 ASPH BASE 1.00D PG76-22	2,802.00	TON		\$	
0100	00301		CL2 ASPH SURF 0.38D PG64-22	81.00	TON		\$	
0110	00342		CL4 ASPH SURF 0.38A PG76-22	8,359.00	TON		\$	
0120	00356		ASPHALT MATERIAL FOR TACK	120.80	TON		\$	
0130	00358		ASPHALT CURING SEAL	81.00	TON		\$	
0140	00388		CL3 ASPH SURF 0.38B PG64-22	3,380.00	TON		\$	
0150	02542		CEMENT	1,090.00	TON		\$	
0160	02676		MOBILIZATION FOR MILL & TEXT	1.00	LS		\$	
0170	02677		ASPHALT PAVE MILLING & TEXTURING	8,338.00	TON		\$	
0180	02702		SAND FOR BLOTTER	102.00	TON		\$	
0190	22906ES403		CL3 ASPH SURF 0.38A PG64-22	127.00	TON		\$	
0200	23229EC		HIGH FRICTION SURFACE TREATMENT	559.00	SQYD		\$	

Section: 0002 - ROADWAY

LINE	BID CODE	ALT	DESCRIPTION	QUANTITY	UNIT	UNIT PRIC	FP	AMOUNT
0210	00071		CRUSHED AGGREGATE SIZE NO 57	4,216.00	TON		\$	
0220	00078		CRUSHED AGGREGATE SIZE NO 2	2,019.00	TON		\$	
0230	01000		PERFORATED PIPE-4 IN	4,445.00	LF		\$	
0240	01001		PERFORATED PIPE-6 IN	5,224.00	LF		\$	
0250	01010		NON-PERFORATED PIPE-4 IN	432.00	LF		\$	
0260	01011		NON-PERFORATED PIPE-6 IN	340.00	LF		\$	
0270	01015		INSPECT & CERTIFY EDGE DRAIN SYSTEM	1.00	LS		\$	
0280	01020		PERF PIPE HEADWALL TY 1-4 IN	17.00	EACH		\$	
0290	01028		PERF PIPE HEADWALL TY 3-4 IN	2.00	EACH		\$	
0300	01310		REMOVE PIPE	127.00	LF		\$	
0310	01585		REMOVE DROP BOX INLET	5.00	EACH		\$	
0320	01691		FLUME INLET TYPE 2	3.00	EACH		\$	
0330	01705		REMOVE CURB & GUTTER BOX INLET	2.00	EACH		\$	
0340	01891		ISLAND HEADER CURB TYPE 2	61.00	LF		\$	
0350	01982		DELINEATOR FOR GUARDRAIL MONO DIRECTIONAL WHITE	68.00	EACH		\$	
0360	01984		DELINEATOR FOR BARRIER - WHITE	967.00	EACH		\$	
0370	01985		DELINEATOR FOR BARRIER - YELLOW	611.00	EACH		\$	
0380	01986		DELINEATOR FOR BARRIER WALL-B/Y	76.00	EACH		\$	
0390	02003		RELOCATE TEMP CONC BARRIER	21,595.00	LF		\$	
0400	02014		BARRICADE-TYPE III	7.00	EACH		\$	
0410	02159		TEMP DITCH	5,510.00	LF		\$	

Report Date 2/27/24

LINE	BID CODE	ALT	DESCRIPTION	QUANTITY	UNIT	UNIT PRIC	FP	AMOUNT
0420	02160		CLEAN TEMP DITCH	2,755.00	LF		\$	
0430	02200		ROADWAY EXCAVATION	105,216.00	CUYD		\$	
0440	02223		GRANULAR EMBANKMENT	10,550.00	CUYD		\$	
0450	02242		WATER	1,044.00	MGAL		\$	
0460	02262		FENCE-WOVEN WIRE TYPE 1	2,373.00	LF		\$	
0470	02351		GUARDRAIL-STEEL W BEAM-S FACE	3,882.50	LF		\$	
0480	02363		GUARDRAIL CONNECTOR TO BRIDGE END TY A	3.00	EACH		\$	
0490	02363		GUARDRAIL CONNECTOR TO BRIDGE END TY A (MODIFIED)	3.00	EACH		\$	
0500	02367		GUARDRAIL END TREATMENT TYPE 1	4.00	EACH		\$	
0510	02369		GUARDRAIL END TREATMENT TYPE 2A	5.00	EACH		\$	
0520	02381		REMOVE GUARDRAIL	9,270.00	LF		\$	
0530	02387		GUARDRAIL CONNECTOR TO BRIDGE END TY A-1	4.00	EACH		\$	
0540	02391		GUARDRAIL END TREATMENT TYPE 4A	3.00	EACH		\$	
0550	02397		TEMP GUARDRAIL	187.50	LF		\$	
0560	02429		RIGHT-OF-WAY MONUMENT TYPE 1	4.00	EACH		\$	
0570	02432		WITNESS POST	4.00	EACH		\$	
0580	02469		CLEAN SINKHOLE	2.00	EACH		\$	
0590	02483		CHANNEL LINING CLASS II	137.00	TON		\$	
0600	02484		CHANNEL LINING CLASS III	6.00	TON		\$	
0610	02545		CLEARING AND GRUBBING 27 ACRES	1.00	LS		\$	
0620	02555		CONCRETE-CLASS B	4.00	CUYD		\$	
0630	02562		TEMPORARY SIGNS	1,315.00	SQFT		\$	
0640	02565		OBJECT MARKER TYPE 2	4.00	EACH		\$	
0650	02602		FABRIC-GEOTEXTILE CLASS 1	250.00	SQYD		\$	
0660	02603		FABRIC-GEOTEXTILE CLASS 2	6,250.00	SQYD		\$	
0670	02625		REMOVE HEADWALL	7.00	EACH		\$	
0680	02650		MAINTAIN & CONTROL TRAFFIC	1.00	LS		\$	
0690	02671		PORTABLE CHANGEABLE MESSAGE SIGN	8.00	EACH		\$	
0700	02697		EDGE LINE RUMBLE STRIPS	42,845.00	LF		\$	
0710	02701		TEMP SILT FENCE	4,975.00	LF		\$	
0720	02703		SILT TRAP TYPE A	68.00	EACH		\$	
0730	02704		SILT TRAP TYPE B	68.00	EACH		\$	
0740	02705		SILT TRAP TYPE C	68.00	EACH		\$	
0750	02706		CLEAN SILT TRAP TYPE A	68.00	EACH		\$	
0760	02707		CLEAN SILT TRAP TYPE B	68.00	EACH		\$	
0770	02708		CLEAN SILT TRAP TYPE C	68.00	EACH		\$	
0780	02726		STAKING	1.00	LS		\$	
0790	02775		ARROW PANEL	4.00	EACH		\$	
0800	02898		RELOCATE CRASH CUSHION	8.00	EACH		\$	
0810	03171		CONCRETE BARRIER WALL TYPE 9T	20,600.00	LF		\$	
0820	03262		CLEAN PIPE STRUCTURE	28.00	EACH		\$	
0830	05950		EROSION CONTROL BLANKET	8,309.00	SQYD		\$	
0840	05952		TEMP MULCH	117,337.00	SQYD		\$	
0850	05953		TEMP SEEDING AND PROTECTION	88,009.00	SQYD		\$	
0860	05963		INITIAL FERTILIZER	9.00	TON		\$	
0870	05964		MAINTENANCE FERTILIZER	5.50	TON		\$	

Report Date 2/27/24

LINE	BID CODE	ALT	DESCRIPTION	QUANTITY	UNIT	UNIT PRIC	FP	AMOUNT
0880	05985		SEEDING AND PROTECTION	176,006.00	SQYD		\$	
0890	05992		AGRICULTURAL LIMESTONE	109.10	TON		\$	
0900	06511		PAVE STRIPING-TEMP PAINT-6 IN	101,984.00	LF		\$	
0910	06533		PAVE STRIPING REMOVAL-12 IN	1,250.00	LF		\$	
0920	06542		PAVE STRIPING-THERMO-6 IN W	37,198.00	LF		\$	
0930	06543		PAVE STRIPING-THERMO-6 IN Y	33,333.00	LF		\$	
0940	06546		PAVE STRIPING-THERMO-12 IN W	6,176.00	LF		\$	
0950	06613		INLAID PAVEMENT MARKER-B W/R	1,041.00	EACH		\$	
0960	06614		INLAID PAVEMENT MARKER-B Y/R	19.00	EACH		\$	
0970	08100		CONCRETE-CLASS A	46.00	CUYD		\$	
0980	08903		CRASH CUSHION TY VI CLASS BT TL3	10.00	EACH		\$	
0990	10020NS		FUEL ADJUSTMENT	103,036.00	DOLL	\$1.00	\$	\$103,036.00
1000	10030NS		ASPHALT ADJUSTMENT	173,981.00	DOLL	\$1.00	\$	\$173,981.00
1010	20191ED		OBJECT MARKER TY 3	7.00	EACH		\$	
1020	20411ED		LAW ENFORCEMENT OFFICER	300.00	HOUR		\$	
1030	20430ED		SAW CUT	29,040.00	LF		\$	
1040	20591EC		REMOVE BARRIER	5,591.00	LF		\$	
1050	21288ND		CONC MEDIAN BARRIER TYPE 12C2-50 IN	4,532.00	LF		\$	
1060	21289ED		LONGITUDINAL EDGE KEY	29,040.00	LF		\$	
1070	21383ES508		CONC MEDIAN BARRIER TYPE 14C2(50)	109.00	LF		\$	
1080	22664EN		WATER BLASTING EXISTING STRIPE	45,262.00	LF		\$	
1090	23044ES508		CONCRETE MEDIAN BARRIER TY 14C(50)	4,937.00	LF		\$	
1100	23254ES717		PAVE MARK TY 1 TAPE DOTTED LANE EXT	230.00	LF		\$	
1110	23274EN11F		TURF REINFORCEMENT MAT 1	4,487.00	SQYD		\$	
1120	23607EC		PAVE MARK THERMO-LANE REDUCTION ARROW	3.00	EACH		\$	
1130	23871EC		PAVE STRIPE-WET REF TAPE-6 IN Y	986.00	LF		\$	
1140	23872EC		PAVE STRIPE-WET REF TAPE-6 IN W	1,725.00	LF		\$	
1150	23875NC		REMOVE THERMOPLASTIC ARROWS	3.00	EACH		\$	
1160	24388ES508		CONC MEDIAN BARRIER TYPE 14C1(50)	120.00	LF		\$	
1170	24640ED		OBJECT MARKER TYPE 1	10.00	EACH		\$	
1180	24679ED		PAVE MARK THERMO CHEVRON	1,757.00	SQFT		\$	
1190	24689EC		PAVE MARK THERMO-WRONG WAY ARROW	4.00	EACH		\$	
1200	24814EC		PIPELINE INSPECTION	4,621.00	LF		\$	
1210	24899EC		PAVE MARKING-THERMO ELONG ROUTE SHIELD	15.00	EACH		\$	
1220	25075EC		QUEUE PROTECTION VEHICLE	1,620.00	HOUR		\$	
1230	25078ED		THRIE BEAM GUARDRAIL TRANSITION TL-3	2.00	EACH		\$	
1240	25117EC		FURNISH QUEUE PROTECTION VEHICLES	25.50	MONT		\$	
1250	25120EC		PAVE STRIPE-WET REF TAPE-12 IN W	68.00	LF		\$	
1260	26136EC		PORTABLE QUEUE WARNING ALERT SYSTEM	25.50	MONT		\$	
1270	26137EC		QUEUE WARNING PCMS	25.50	MONT		\$	
1280	26138EC		QUEUE WARNING PORTABLE RADAR SENSORS	25.50	MONT		\$	

Section: 0003 - DRAINAGE

LINE	BID CODE	ALT	DESCRIPTION	QUANTITY	UNIT	UNIT PRIC	FP	AMOUNT
------	----------	-----	-------------	----------	------	-----------	----	--------

Report Date 2/27/24

LINE	BID CODE	ALT	DESCRIPTION	QUANTITY	UNIT	UNIT PRIC	FP	AMOUNT
1290	00471		CULVERT PIPE-54 IN	34.00	LF		\$	
1300	00521		STORM SEWER PIPE-15 IN	1,210.00	LF		\$	
1310	00522		STORM SEWER PIPE-18 IN	837.00	LF		\$	
1320	00524		STORM SEWER PIPE-24 IN	246.00	LF		\$	
1330	00526		STORM SEWER PIPE-30 IN	1,688.00	LF		\$	
1340	00528		STORM SEWER PIPE-36 IN	511.00	LF		\$	
1350	01202		PIPE CULVERT HEADWALL-15 IN	3.00	EACH		\$	
1360	01204		PIPE CULVERT HEADWALL-18 IN	2.00	EACH		\$	
1370	01208		PIPE CULVERT HEADWALL-24 IN	2.00	EACH		\$	
1380	01480		CURB BOX INLET TYPE B	1.00	EACH		\$	
1390	01614		CONC MED BARR BOX INLET TY 14A2	1.00	EACH		\$	
1400	01615		CONC MED BARR BOX INLET TY 14B2	6.00	EACH		\$	
1410	01615		CONC MED BARR BOX INLET TY 14B2 ASSYMETRICAL	3.00	EACH		\$	
1420	01615		CONC MED BARR BOX INLET TY 14B2 ASSYMETRICAL & MODIFED	4.00	EACH		\$	
1430	01615		CONC MED BARR BOX INLET TY 14B2 MODIFIED	3.00	EACH		\$	
1440	01642		JUNCTION BOX-18 IN	3.00	EACH		\$	
1450	01643		JUNCTION BOX-24 IN	1.00	EACH		\$	
1460	01726		SAFETY BOX INLET-18 IN SDB-1	3.00	EACH		\$	
1470	01727		SAFETY BOX INLET-24 IN SDB-1	2.00	EACH		\$	
1480	02607		FABRIC-GEOTEXTILE CLASS 2 FOR PIPE	9,826.00	SQYD	\$2.00	\$	\$19,652.00
1490	08100		CONCRETE-CLASS A	1.50	CUYD		\$	
1500	22620NN		CONC MED BARR BOX INLET TY 12A1-50	1.00	EACH		\$	
1510	23126EN		BORE AND JACK PIPE-18 IN	165.00	LF		\$	
1520	23977EC		CONC MED BARR BOX INLET TY 12B1-50 (MOD)	2.00	EACH		\$	
1530	24026EC		PIPE CULVERT HEADWALL-54 IN	1.00	EACH		\$	
1540	24377EC		PREFAB BEND CONNECTION 25 DEG-15 IN	3.00	EACH		\$	

Section: 0004 - BRIDGE- 8.0' X 5.0' CULVERT EXTENSION

LINE	BID CODE	ALT	DESCRIPTION	QUANTITY	UNIT	UNIT PRIC	FP	AMOUNT
1550	02223		GRANULAR EMBANKMENT	60.00	CUYD		\$	
1560	02403		REMOVE CONCRETE MASONRY	1.50	CUYD		\$	
1570	08003		FOUNDATION PREPARATION CULVERT	1.00	LS		\$	
1580	08100		CONCRETE-CLASS A	35.80	CUYD		\$	
1590	08150		STEEL REINFORCEMENT	6,410.00	LB		\$	

Section: 0005 - BRIDGE- I-64/I-75 OVER US68 (PARIS PIKE)

LINE	BID CODE	ALT	DESCRIPTION	QUANTITY	UNIT	UNIT PRIC	FP	AMOUNT
1600	02231		STRUCTURE GRANULAR BACKFILL	176.00	CUYD		\$	
1610	02403		REMOVE CONCRETE MASONRY	186.80	CUYD		\$	
1620	02998		MASONRY COATING	4,079.00	SQYD		\$	
1630	03296		EXPAN JOINT REPLACE 2 1/2 IN	124.20	LF		\$	

Report Date 2/27/24

LINE	BID CODE	ALT	DESCRIPTION	QUANTITY	UNIT	UNIT PRIC	FP	AMOUNT
1640	03298		EXPAN JOINT REPLACE 4 IN	248.60	LF		\$	
1650	03299		ARMORED EDGE FOR CONCRETE	54.00	LF		\$	
1660	08003		FOUNDATION PREPARATION	1.00	LS		\$	
1670	08016		REINF CONC SLOPE WALL-6 IN	338.00	SQYD		\$	
1680	08033		TEST PILES	83.00	LF		\$	
1690	08046		PILES-STEEL HP12X53	518.00	LF		\$	
1700	08094		PILE POINTS-12 IN	14.00	EACH		\$	
1710	08100		CONCRETE-CLASS A	515.00	CUYD		\$	
1720	08104		CONCRETE-CLASS AA	417.10	CUYD		\$	
1730	08137		MECHANICAL REINF COUPLER #14	120.00	EACH		\$	
1740	08140		MECHANICAL REINF COUPLER #5 EPOXY COATED	4,720.00	EACH		\$	
1750	08150		STEEL REINFORCEMENT	85,588.00	LB		\$	
1760	08151		STEEL REINFORCEMENT-EPOXY COATED	145,190.00	LB		\$	
1770	08160		STRUCTURAL STEEL 395642 LBS	1.00	LS		\$	
1780	08170		SHEAR CONNECTORS 5670 EA	1.00	LS		\$	
1790	08434		CLEAN & PAINT STRUCTURAL STEEL 48555 SF	1.00	LS		\$	
1800	08471		EXPANSION DAM-2.5 IN NEOPRENE	27.40	LF		\$	
1810	08510		REM EPOXY BIT FOREIGN OVERLAY	6,812.00	SQYD		\$	
1820	08526		CONC CLASS M FULL DEPTH PATCH	20.00	CUYD		\$	
1830	08534		CONCRETE OVERLAY-LATEX	283.80	CUYD		\$	
1840	08709		BRIDGE CHAIN LINK FENCE-7 FT	188.00	LF		\$	
1850	20743ED		DRILLED SHAFT 54 IN-SOLID ROCK	148.00	LF		\$	
1860	20744ED		DRILLED SHAFT 60 IN-COMMON	147.00	LF		\$	
1870	20745ED		ROCK SOUNDINGS	163.00	LF		\$	
1880	20746ED		ROCK CORINGS	147.00	LF		\$	
1890	21321NC		CSL TESTING (4 TUBES)	12.00	EACH		\$	
1900	22146EN		CONCRETE PATCHING REPAIR	57.10	SQFT		\$	
1910	23378EC		CONCRETE SEALING	96,393.00	SQFT		\$	
1920	24094EC		PARTIAL DEPTH PATCHING	30.00	CUYD		\$	
1930	24409EC		DRILL HOLES IN STEEL MEMBERS	156.00	EACH		\$	
1940	24981EC		BRIDGE CLEANING 2022 SF	1.00	LS		\$	
1950	24982EC		CONCRETE COATING 4081 SY	1.00	LS		\$	
1960	25015EC		FRP WRAP	633.00	SQFT		\$	
1970	25028ED		RAIL SYSTEM SINGLE SLOPE - 40 IN	1,038.00	LF		\$	
1980	25047EC		STRIP SEAL EXPANSION JOINT - 4 INCH	44.80	LF		\$	

Section: 0006 - BRIDGE- SOUND BARRIER WALL

LINE	BID CODE	ALT	DESCRIPTION	QUANTITY	UNIT	UNIT PRIC	FP	AMOUNT
1990	00071		CRUSHED AGGREGATE SIZE NO 57	928.00	TON		\$	
2000	02220		FLOWABLE FILL	585.00	CUYD		\$	
2010	08001		STRUCTURE EXCAVATION-COMMON	760.00	CUYD		\$	
2020	08002		STRUCTURE EXCAV-SOLID ROCK	31.00	CUYD		\$	
2030	08039		PRE-DRILLING FOR PILES	5,608.00	LF		\$	

Report Date 2/27/24

LINE	BID CODE	ALT	DESCRIPTION	QUANTITY	UNIT	UNIT PRIC	FP	AMOUNT
2040	08101		CONCRETE-CLASS A MOD	1,170.00	CUYD		\$	
2050	21590EN		SOUND BARRIER WALL	203,795.00	SQFT		\$	
2060	23378EC		CONCRETE SEALING	406,683.00	SQFT		\$	
2070	23642EC		CONCRETE LAGGING	17,457.00	SQFT		\$	
2080	24132EC		TIMBER LAGGING	12,543.00	SQFT		\$	
2090	24461ED		DRAINAGE GEOCOMPOSITE	1,287.00	SQYD		\$	
2100	26172EC		DRILLED SHAFT-36 IN SOLID ROCK	3,000.00	LF		\$	
2110	26173EC		DRILLED SHAFT-42 IN COMMON	5,728.00	LF		\$	
2120	26229EC		PILES-STEEL W21 X 101	2,998.00	LF		\$	
2130	26230EC		PILES-STEEL W21 X 147	5,545.00	LF		\$	

Section: 0007 - UTILITY-IT WEB CAMERA

LINE	BID CODE	ALT	DESCRIPTION	QUANTITY	UNIT	UNIT PRIC	FP	AMOUNT
2140	04740		POLE BASE	1.00	EACH		\$	
2150	04795		CONDUIT-2 IN	182.00	LF		\$	
2160	04820		TRENCHING AND BACKFILLING	182.00	LF		\$	
2170	04860		CABLE-NO. 8/3C DUCTED	202.00	LF		\$	
2180	04941		REMOVE POLE BASE	1.00	EACH		\$	
2190	20257NC		SITE PREPARATION I-75	1.00	LS		\$	
2200	20391NS835		ELECTRICAL JUNCTION BOX TYPE A	2.00	EACH		\$	
2210	22661EN		INSTALL CCTV CONTROL CABLE	50.00	EACH		\$	
2220	23225EC		POLE 20 FT MTG HT	1.00	EACH		\$	
2230	23758EC		ELECTRICAL SERVICE CONNECTION	1.00	EACH		\$	
2240	23828NC		REMOVE AND RELOCATE CCTV POLE	1.00	EACH		\$	
2250	23944EC		ADVANCED GROUNDING SYSTEM	1.00	EACH		\$	
2260	24605ED		RELOCATE WEB CAMERA ASSEMBLY	1.00	EACH		\$	

Section: 0008 - SIGNING

LINE	BID CODE	ALT	DESCRIPTION	QUANTITY	UNIT	UNIT PRIC	FP	AMOUNT
2270	04904		BARRIER MOUNTING BRACKET	8.00	EACH		\$	
2280	06201		OSS GALV STEEL CANTILEVER MOD	1.00	EACH		\$	
2290	06400		GMSS GALV STEEL TYPE A	1,257.00	LB		\$	
2300	06405		SBM ALUMINUM PANEL SIGNS	3,010.00	SQFT		\$	
2310	06406		SBM ALUM SHEET SIGNS .080 IN	63.00	SQFT		\$	
2320	06407		SBM ALUM SHEET SIGNS .125 IN	380.00	SQFT		\$	
2330	06410		STEEL POST TYPE 1	626.00	LF		\$	
2340	06441		GMSS GALV STEEL TYPE C	2,715.00	LB		\$	
2350	06449		REM OVERHEAD SIGN SUPPORT STR	1.00	EACH		\$	
2360	06450		REM OVERHEAD STRUC CONC BASE	1.00	EACH		\$	
2370	06451		REMOVE SIGN SUPPORT BEAM	1.00	EACH		\$	
2380	06490		CLASS A CONCRETE FOR SIGNS	17.80	CUYD		\$	
2390	06491		STEEL REINFORCEMENT FOR SIGNS	792.00	LB		\$	
2400	20418ED		REMOVE & RELOCATE SIGNS	3.00	EACH		\$	
2410	20419ND		ROADWAY CROSS SECTION	7.00	EACH		\$	

Report Date 2/27/24

LINE	BID CODE	ALT	DESCRIPTION	QUANTITY	UNIT	UNIT PRIC	FP	AMOUNT
2420	21373ND		REMOVE SIGN	1.00	EACH		\$	
2430	21596ND		GMSS TYPE D	6.00	EACH		\$	
2440	24631EC		BARCODE SIGN INVENTORY	42.00	EACH		\$	

Section: 0009 - LIGHTING

LINE	BID CODE	ALT	DESCRIPTION	QUANTITY	UNIT	UNIT PRIC	FP	AMOUNT
2450	04700		POLE 30 FT MTG HT	17.00	EACH		\$	
2460	04701		POLE 40 FT MTG HT	13.00	EACH		\$	
2470	04723		BRACKET 10 FT	4.00	EACH		\$	
2480	04724		BRACKET 12 FT	1.00	EACH		\$	
2490	04725		BRACKET 15 FT	8.00	EACH		\$	
2500	04730		BRACKET C	17.00	EACH		\$	
2510	04740		POLE BASE	13.00	EACH		\$	
2520	04741		POLE BASE IN MEDIAN WALL	17.00	EACH		\$	
2530	04750		TRANSFORMER BASE	13.00	EACH		\$	
2540	04761		LIGHTING CONTROL EQUIPMENT	1.00	EACH		\$	
2550	04780		FUSED CONNECTOR KIT	60.00	EACH		\$	
2560	04793		CONDUIT-1 1/4 IN	3,630.00	LF		\$	
2570	04795		CONDUIT-2 IN	240.00	LF		\$	
2580	04820		TRENCHING AND BACKFILLING	3,580.00	LF		\$	
2590	04832		WIRE-NO. 12	4,014.00	LF		\$	
2600	04833		WIRE-NO. 8	7,060.00	LF		\$	
2610	04834		WIRE-NO. 6	9,040.00	LF		\$	
2620	04940		REMOVE LIGHTING	1.00	LS		\$	
2630	20391NS835		ELECTRICAL JUNCTION BOX TYPE A	3.00	EACH		\$	
2640	20394ES835		PVC CONDUIT-3 IN- IN MEDIAN BARRIER WALL	4,260.00	LF		\$	
2650	20410ED		MAINTAIN LIGHTING	1.00	LS		\$	
2660	21543EN		BORE AND JACK CONDUIT	240.00	LF		\$	
2670	23778EC		WIRE-NO. 10	8,050.00	LF		\$	
2680	24589ED		LED LUMINAIRE	4.00	EACH		\$	
2690	24751ED		REMOVE STORE & REINSTALL LED LUMINAIRE	26.00	EACH		\$	

Section: 0010 - TRAFFIC LOOPS

LINE	BID CODE	ALT	DESCRIPTION	QUANTITY	UNIT	UNIT PRIC	FP	AMOUNT
2700	04793		CONDUIT-1 1/4 IN	80.00	LF		\$	
2710	04795		CONDUIT-2 IN	20.00	LF		\$	
2720	04820		TRENCHING AND BACKFILLING	90.00	LF		\$	
2730	04829		PIEZOELECTRIC SENSOR	8.00	EACH		\$	
2740	04830		LOOP WIRE	4,300.00	LF		\$	
2750	04895		LOOP SAW SLOT AND FILL	650.00	LF		\$	
2760	20359NN		GALVANIZED STEEL CABINET	2.00	EACH		\$	
2770	20360ES818		WOOD POST	4.00	EACH		\$	
2780	20391NS835		ELECTRICAL JUNCTION BOX TYPE A	2.00	EACH		\$	

Section: 0011 - MOBILIZATION & DEMOBILIZATION

LINE	BID CODE	ALT	DESCRIPTION	QUANTITY	UNIT	UNIT PRIC	FP	AMOUNT
2790	02568		MOBILIZATION	1.00	LS		\$	
2800	02569		DEMOBILIZATION	1.00	LS		\$	