



**CALL NO. 100**

**CONTRACT ID. 141078**

**LETCHER COUNTY**

**FED/STATE PROJECT NUMBER ADP 1191(043)**

**DESCRIPTION HARLAN-WHITESBURG ROAD (US-119)**

**WORK TYPE BRIDGE WITH GRADE, DRAIN & SURFACE**

**PRIMARY COMPLETION DATE 12/31/2016**

**LETTING DATE: December 12,2014**

Sealed Bids will be received electronically through the Bid Express bidding service until 10:00 AM EASTERN STANDARD TIME December 12,2014. Bids will be publicly announced at 10:00 AM EASTERN STANDARD TIME.

**PLANS AVAILABLE FOR THIS PROJECT.**

**DBE CERTIFICATION REQUIRED - 4%**

**REQUIRED BID PROPOSAL GUARANTY:** Not less than 5% of the total bid.

TABLE OF CONTENTS

PART I	SCOPE OF WORK <ul style="list-style-type: none"><li>PROJECT(S), COMPLETION DATE(S), &amp; LIQUIDATED DAMAGES</li><li>CONTRACT NOTES</li><li>FEDERAL CONTRACT NOTES</li><li>TRAINEES</li><li>ASPHALT MIXTURE</li><li>INCIDENTAL SURFACING</li><li>FUEL AND ASPHALT PAY ADJUSTMENT</li><li>COMPACTION OPTION A</li><li>SPECIAL NOTE(S) APPLICABLE TO PROJECT</li><li>RIGHT OF WAY NOTES</li><li>UTILITY CLEARANCE</li><li>DEPT OF ARMY - NATIONWIDE PERMIT</li><li>KPDES STORM WATER PERMIT, BMP AND NOI</li><li>COMMUNICATING ALL PROMISES</li></ul>
PART II	SPECIFICATIONS AND STANDARD DRAWINGS <ul style="list-style-type: none"><li>SPECIFICATIONS REFERENCE</li><li>SUPPLEMENTAL SPECIFICATION</li><li>DRILLED SHAFTS</li><li>EMBANKMENT AT BRIDGE END BENT STRUCTURES</li></ul>
PART III	EMPLOYMENT, WAGE AND RECORD REQUIREMENTS <ul style="list-style-type: none"><li>FEDERAL-AID CONSTRUCTION CONTRACTS - FHWA 1273</li><li>NONDISCRIMINATION OF EMPLOYEES</li><li>EXECUTIVE BRANCH CODE OF ETHICS</li><li>TRAINING SPECIAL PROVISIONS</li><li>PROJECT WAGE RATES LOCALITY 2 / FEDERAL (OVER )</li><li>NOTICE OF REQUIREMENT FOR AFFIRMATIVE ACTION TO ENSURE EEO LETCHER</li></ul>
PART IV	INSURANCE
PART V	BID ITEMS

**PART I**  
**SCOPE OF WORK**

**ADMINISTRATIVE DISTRICT - 12**

**CONTRACT ID - 141078**  
**ADP 1191(043)**  
**COUNTY - LETCHER**  
**PCN - DE06701191478**  
**ADP 1191(043)**

HARLAN-WHITESBURG ROAD (US-119) PARTRIDGE TO OVEN FORK SECTION 4,US-119 RELOCATION FROM 0.1 MILE WEST OF BROWN BRANCH TO 0.15 MILE WEST OF KY-806 AT OVEN FORK INCLUDING APPROACH TO EXIST US-119.BRIDGE WITH GRADE, DRAIN & SURFACE SYP NO. 12-00311.77.  
GEOGRAPHIC COORDINATES LATITUDE 37:03:00.00 LONGITUDE 82:49:20.00

**COMPLETION DATE(S):**  
COMPLETED BY 12/31/2016                      APPLIES TO ENTIRE CONTRACT



## **CONTRACT NOTES**

### **PROPOSAL ADDENDA**

All addenda to this proposal must be applied when calculating bid and certified in the bid packet submitted to the Kentucky Department of Highways. Failure to use the correct and most recent addenda may result in the bid being rejected.

### **BID SUBMITTAL**

Bidder must use the Department's Expedite Bidding Program available on the Internet web site of the Department of Highways, Division of Construction Procurement. ([www.transportation.ky.gov/construction-procurement](http://www.transportation.ky.gov/construction-procurement))

The Bidder must download the bid file located on the Bid Express website ([www.bidx.com](http://www.bidx.com)) to prepare a bid packet for submission to the Department. The bidder must submit electronically using Bid Express.

### **JOINT VENTURE BIDDING**

Joint venture bidding is permissible. All companies in the joint venture must be prequalified in one of the work types in the Qualifications for Bidders for the project. The bidders must get a vendor ID for the joint venture from the Division of Construction Procurement and register the joint venture as a bidder on the project. Also, the joint venture must obtain a digital ID from Bid Express to submit a bid. A joint bid bond of 5% may be submitted for both companies or each company may submit a separate bond of 5%.

### **UNDERGROUND FACILITY DAMAGE PROTECTION**

The contractor is advised that the Underground Facility Damage Protection Act of 1994, became law January 1, 1995. It is the contractor's responsibility to determine the impact of the act regarding this project, and take all steps necessary to be in compliance with the provision of the act.

### **SPECIAL NOTE FOR PIPE INSPECTION**

Contrary to Section 701.03.08 of the 2012 Standard Specifications for Road and Bridge Construction and Kentucky Method 64-114, certification by the Kentucky Transportation Center for prequalified Contractors to perform laser/video inspection is not required on this contract. It will continue to be a requirement for the Contractor performing any laser/video pipe inspection to be prequalified for this specialized item with the Kentucky Transportation Cabinet-Division of Construction Procurement.

### **SPECIAL NOTE FOR COMPOSITE OFFSET BLOCKS**

Contrary to the Standard Drawings (2012 edition) the Cabinet will allow 6" composite offset blocks in lieu of wooden offset blocks, except as specified on proprietary end treatments and crash cushions. The composite blocks shall be selected from the Cabinet's List of Approved Materials.

### **REGISTRATION WITH THE SECRETARY OF STATE BY A FOREIGN ENTITY**

Pursuant to KRS 176.085(1)(b), an agency, department, office, or political subdivision of the Commonwealth of Kentucky shall not award a state contract to a person that is a foreign entity required by [KRS 14A.9-010](#) to obtain a certificate of authority to transact business in the Commonwealth ("certificate") from the Secretary of State under [KRS 14A.9-030](#) unless the person produces the certificate within fourteen (14) days of the bid or proposal opening. If the foreign entity is not required to obtain a certificate as provided in [KRS 14A.9-010](#), the foreign entity should identify the applicable exception. Foreign entity is defined within [KRS 14A.1-070](#).

**For all foreign entities required to obtain a certificate of authority to transact business in the Commonwealth, if a copy of the certificate is not received by the contracting agency within the time frame identified above, the foreign entity's solicitation response shall be deemed non-responsive or the awarded contract shall be cancelled.**

Businesses can register with the Secretary of State at <https://secure.kentucky.gov/sos/ftbr/welcome.aspx>.

### **SPECIAL NOTE FOR PROJECT QUESTIONS DURING ADVERTISEMENT**

Questions about projects during the advertisement should be submitted in writing to the Division of Construction Procurement. This may be done by fax (502) 564-7299 or email to [kytc.projectquestions@ky.gov](mailto:kytc.projectquestions@ky.gov). The Department will attempt to answer all submitted questions. The Department reserves the right not to answer if the question is not pertinent or does not aid in clarifying the project intent.

The deadline for posting answers will be 3:00 pm Eastern Daylight Time, the day preceding the Letting. Questions may be submitted until this deadline with the understanding that the later a question is submitted, the less likely an answer will be able to be provided.

The questions and answers will be posted for each Letting under the heading "Questions & Answers" on the Construction Procurement website ([www.transportation.ky.gov/contract](http://www.transportation.ky.gov/contract)). The answers provided shall be considered part of

this Special Note and, in case of a discrepancy, will govern over all other bidding documents.

### **HARDWOOD REMOVAL RESTRICTIONS**

The US Department of Agriculture has imposed a quarantine in Kentucky and several surrounding states, to prevent the spread of an invasive insect, the emerald ash borer. Hardwood cut in conjunction with the project may not be removed from the state. Chipping or burning on site is the preferred method of disposal.

### **INSTRUCTIONS FOR EXCESS MATERIAL SITES AND BORROW SITES**

Identification of excess material sites and borrow sites shall be the responsibility of the Contractor. The Contractor shall be responsible for compliance with all applicable state and federal laws and may wish to consult with the US Fish and Wildlife Service to seek protection under Section 10 of the Endangered Species Act for these activities.

### **ACCESS TO RECORDS**

The contractor, as defined in KRS 45A.030 (9) agrees that the contracting agency, the Finance and Administration Cabinet, the Auditor of Public Accounts, and the Legislative Research Commission, or their duly authorized representatives, shall have access to any books, documents, papers, records, or other evidence, which are directly pertinent to this contract for the purpose of financial audit or program review. Records and other prequalification information confidentially disclosed as part of the bid process shall not be deemed as directly pertinent to the contract and shall be exempt from disclosure as provided in KRS 61.878(1)(c). The contractor also recognizes that any books, documents, papers, records, or other evidence, received during a financial audit or program review shall be subject to the Kentucky Open Records Act, KRS 61.870 to 61.884.

In the event of a dispute between the contractor and the contracting agency, Attorney General, or the Auditor of Public Accounts over documents that are eligible for production and review, the Finance and Administration Cabinet shall review the dispute and issue a determination, in accordance with Secretary's Order 11-004. (See attachment)

10/29/12



**Steven L. Beshear**  
Governor

Commonwealth of Kentucky  
Finance and Administration Cabinet  
**OFFICE OF THE SECRETARY**  
Room 383, Capitol Annex  
702 Capital Avenue  
Frankfort, KY 40601-3462  
(502) 564-4240  
Fax (502) 564-6785

**Lori H. Flanery**  
Secretary

## **SECRETARY'S ORDER 11-004**

### **FINANCE AND ADMINISTRATION CABINET**

#### **Vendor Document Disclosure**

**WHEREAS**, in order to promote accountability and transparency in governmental operations, the Finance and Administration Cabinet believes that a mechanism should be created which would provide for review and assistance to an Executive Branch agency if said agency cannot obtain access to documents that it deems necessary to conduct a review of the records of a private vendor that holds a contract to provide goods and/or services to the Commonwealth; and

**WHEREAS**, in order to promote accountability and transparency in governmental operations, the Finance and Administration Cabinet believes that a mechanism should be created which would provide for review and assistance to an Executive Branch agency if said agency cannot obtain access to documents that it deems necessary during the course of an audit, investigation or any other inquiry by an Executive Branch agency that involves the review of documents; and

**WHEREAS**, KRS 42.014 and KRS 12.270 authorizes the Secretary of the Finance and Administration Cabinet to establish the internal organization and assignment of functions which are not established by statute relating to the Finance and Administration Cabinet; further, KRS Chapter 45A.050 and 45A.230 authorizes the Secretary of the Finance and Administration Cabinet to procure, manage and control all supplies and services that are procured by the Commonwealth and to intervene in controversies among vendors and state agencies; and

**NOW, THEREFORE**, pursuant to the authority vested in me by KRS 42.014, KRS 12.270, KRS 45A.050, and 45A.230, I, Lori H. Flanery, Secretary of the Finance and Administration Cabinet, do hereby order and direct the following:

- I. Upon the request of an Executive Branch agency, the Finance and Administration Cabinet ("FAC") shall formally review any dispute arising where the agency has requested documents from a private vendor that holds a state contract and the vendor has refused access to said documents under a claim that said documents are not directly pertinent or relevant to the agency's inquiry upon which the document request was predicated.
- II. Upon the request of an Executive Branch agency, the FAC shall formally review any situation where the agency has requested documents that the agency deems necessary to

conduct audits, investigations or any other formal inquiry where a dispute has arisen as to what documents are necessary to conclude the inquiry.

- III. Upon receipt of a request by a state agency pursuant to Sections I & II, the FAC shall consider the request from the Executive Branch agency and the position of the vendor or party opposing the disclosure of the documents, applying any and all relevant law to the facts and circumstances of the matter in controversy. After FAC's review is complete, FAC shall issue a Determination which sets out FAC's position as to what documents and/or records, if any, should be disclosed to the requesting agency. The Determination shall be issued within 30 days of receipt of the request from the agency. This time period may be extended for good cause.
- IV. If the Determination concludes that documents are being wrongfully withheld by the private vendor or other party opposing the disclosure from the state agency, the private vendor shall immediately comply with the FAC's Determination. Should the private vendor or other party refuse to comply with FAC's Determination, then the FAC, in concert with the requesting agency, shall effectuate any and all options that it possesses to obtain the documents in question, including, but not limited to, jointly initiating an action in the appropriate court for relief.
- V. Any provisions of any prior Order that conflicts with the provisions of this Order shall be deemed null and void.

### **FEDERAL CONTRACT NOTES**

The Kentucky Department of Highways, in accordance with the Regulations of the United States Department of Transportation 23 CFR 635.112 (h), hereby notifies all bidders that failure by a bidder to comply with all applicable sections of the current Kentucky Standard Specifications, including, but not limited to the following, may result in a bid not being considered responsive and thus not eligible to be considered for award:

102.02 Current Capacity Rating 102.10 Delivery of Proposals  
102.08 Irregular Proposals 102.14 Disqualification of Bidders  
102.09 Proposal Guaranty

### **CIVIL RIGHTS ACT OF 1964**

The Kentucky Department of Highways, in accordance with the provisions of Title VI of the Civil Rights Act of 1964 (78 Stat. 252) and the Regulations of the Federal Department of Transportation (49 C.F.R., Part 21), issued pursuant to such Act, hereby notifies all bidders that it will affirmatively insure that the contract entered into pursuant to this advertisement will be awarded to the lowest responsible bidder without discrimination on the ground of race, color, or national origin.

### **NOTICE TO ALL BIDDERS**

To report bid rigging activities call: 1-800-424-9071.

The U.S. Department of Transportation (DOT) operates the above toll-free “hotline” Monday through Friday, 8:00 a.m. to 5:00 p.m. eastern time. Anyone with knowledge of possible bid rigging, bidder collusion, or other fraudulent activities should use the “hotline” to report such activities.

The “hotline” is part of the DOT’s continuing effort to identify and investigate highway construction contract fraud and abuse and is operated under the direction of the DOT Inspector General. All information will be treated confidentially and caller anonymity will be respected.

### **SECOND TIER SUBCONTRACTS**

Second Tier subcontracts on federally assisted projects shall be permitted. However, in the case of DBE’s, second tier subcontracts will only be permitted where the other subcontractor is also a DBE. All second tier subcontracts shall have the consent of both the Contractor and the Engineer.

### **DISADVANTAGED BUSINESS ENTERPRISE PROGRAM**

It is the policy of the Kentucky Transportation Cabinet (“the Cabinet”) that Disadvantaged Business Enterprises (“DBE”) shall have the opportunity to participate in the performance of highway construction projects financed in whole or in part by Federal Funds in order to create a level playing field for all businesses who wish to contract with the Cabinet. To that end, the Cabinet will comply with the regulations found in 49 CFR Part 26, and the definitions and requirements contained therein shall be adopted as if set out verbatim herein.

The Cabinet, contractors, subcontractors, and sub-recipients shall not discriminate on the basis of race, color, national origin, or sex in the performance of work performed pursuant to Cabinet contracts. The contractor shall carry out applicable requirements of 49 CFR 26 in the award and administration of federally assisted highway construction projects. The contractor will include this provision in all its subcontracts and supply agreements pertaining to contracts with the Cabinet.

Failure by the contractor to carry out these requirements is a material breach of its contract with the Cabinet, which may result in the termination of the contract or such other remedy as the Cabinet deems necessary.

### **DBE GOAL**

The Disadvantaged Business Enterprise (DBE) goal established for this contract, as listed on the front page of the proposal, is the percentage of the total value of the contract.

The contractor shall exercise all necessary and reasonable steps to ensure that Disadvantaged Business Enterprises participate in a least the percent of the contract as set forth above as goals for this contract.

### **OBLIGATION OF CONTRACTORS**

Each contractor prequalified to perform work on Cabinet projects shall designate and make known to the Cabinet a liaison officer who is assigned the responsibility of effectively administering and promoting an active program for utilization of DBEs.

If a formal goal has not been designated for the contract, all contractors are encouraged to consider DBEs for subcontract work as well as for the supply of material and services needed to perform this work.

Contractors are encouraged to use the services of banks owned and controlled by minorities and women.

### **CERTIFICATION OF CONTRACT GOAL**

Contractors shall include the following certification in bids for projects for which a DBE goal has been established. BIDS SUBMITTED WHICH DO NOT INCLUDE CERTIFICATION OF DBE PARTICIPATION WILL NOT BE ACCEPTED. These bids will not be considered for award by the Cabinet and they will be returned to the bidder.

“The bidder certifies that it has secured participation by Disadvantaged Business Enterprises (“DBE”) in the amount of \_\_\_\_ percent of the total value of this contract and that the DBE participation is in compliance with the requirements of 49 CFR 26 and the policies of the Kentucky Transportation Cabinet pertaining to the DBE Program.”

**The certification statement is located in the electronic bid file. All contractors must certify their DBE participation on that page. DBEs utilized in achieving the DBE goal must be certified and prequalified for the work items at the time the bid is submitted.**

### **DBE PARTICIPATION PLAN**

Lowest responsive bidders must submit the *DBE Plan/ Subcontractor Request*, form TC 63-35 DBE, within 10 days of the letting. This is necessary before the Awards Committee will review and make a recommendation. **The project will not be considered for award prior to submission and approval of the apparent low bidder’s DBE Plan/Subcontractor Request.**

The DBE Participation Plan shall include the following:

- 1 Name and address of DBE Subcontractor(s) and/or supplier(s) intended to be used in the proposed project;
- 2 Description of the work each is to perform including the work item , unit, quantity, unit price and total amount of the work to be performed by the individual DBE. The Project Code Number (PCN), Category Number, and the Project Line Number can be found in the “material listing” on the Construction Procurement website under the specific letting;
- 3 The dollar value of each proposed DBE subcontract and the percentage of total project contract value this represents. DBE participation may be counted as follows; a) If DBE suppliers and manufactures assume actual and contractual responsibility, the dollar value of materials to be furnished will be counted toward the goal as follows:
  - The entire expenditure paid to a DBE manufacturer;
  - 60 percent of expenditures to DBE suppliers that are not manufacturers provided the supplier is a regular dealer in the product involved. A regular dealer must be engaged in, as its principal business and in its own name, the sale of products to



- the public, maintain an inventory and own and operate distribution equipment;  
and
- The amount of fees or commissions charged by the DBE firms for a bona fide service, such as professional, technical, consultant, or managerial services and assistance in the procurement of essential personnel, facilities, equipment, materials, supplies, delivery of materials and supplies or for furnishing bonds, or insurance, providing such fees or commissions are determined to be reasonable and customary.
- b) The dollar value of services provided by DBEs such as quality control testing, equipment repair and maintenance, engineering, staking, etc.;
- c) The dollar value of joint ventures. DBE credit for joint ventures will be limited to the dollar amount of the work actually performed by the DBE in the joint venture;
- 4 Written and signed documentation of the bidder's commitment to use a DBE contractor whose participation is being utilized to meet the DBE goal; and
- 5 Written and signed confirmation from the DBE that it is participating in the contract as provided in the prime contractor's commitment.

#### **UPON AWARD AND BEFORE A WORK ORDER WILL BE ISSUED**

Contractors must submit the signed subcontract between the contractor and the DBE contractor, the DBE's certificate of insurance, and an affidavit for bidders, offerors, and contractors from the DBE to the Division of Construction Procurement. The affidavit can be found on the Construction Procurement website. If the DBE is a supplier of materials for the project, a signed purchase order and an affidavit for bidders, offerors, and contractors must be submitted to the Division of Construction Procurement.

Changes to DBE Participation Plans must be approved by the Cabinet. The Cabinet may consider extenuating circumstances including, but not limited to, changes in the nature or scope of the project, the inability or unwillingness of a DBE to perform the work in accordance with the bid, and/or other circumstances beyond the control of the prime contractor.

#### **CONSIDERATION OF GOOD FAITH EFFORTS REQUESTS**

If the DBE participation submitted in the bid by the apparent lowest responsive bidder does not meet or exceed the DBE contract goal, the apparent lowest responsive bidder must submit a Good Faith Effort Package to satisfy the Cabinet that sufficient good faith efforts were made to meet the contract goals prior to submission of the bid. Efforts to increase the goal after bid submission will not be considered in justifying the good faith effort, unless the contractor can show that the proposed DBE was solicited prior to the letting date. DBEs utilized in achieving the DBE goal must be certified and prequalified for the work items at the time the bid is submitted. One complete set and nine (9) copies of this information must be received in the

office of the Division of Contract Procurement no later than 12:00 noon of the tenth calendar day after receipt of notification that they are the apparent low bidder.

Where the information submitted includes repetitious solicitation letters it will be acceptable to submit a sample representative letter along with a distribution list of the firms solicited. Documentation of DBE quotations shall be a part of the good faith effort submittal as necessary to demonstrate compliance with the factors listed below which the Cabinet considers in judging good faith efforts. This documentation may include written subcontractors' quotations, telephone log notations of verbal quotations, or other types of quotation documentation.

The Good Faith Effort Package shall include, but may not be limited to information showing evidence of the following:

- 1 Whether the bidder attended any pre-bid meetings that were scheduled by the Cabinet to inform DBEs of subcontracting opportunities;
- 2 Whether the bidder provided solicitations through all reasonable and available means;
- 3 Whether the bidder provided written notice to all DBEs listed in the DBE directory at the time of the letting who are prequalified in the areas of work that the bidder will be subcontracting;
- 4 Whether the bidder followed up initial solicitations of interest by contacting DBEs to determine with certainty whether they were interested. If a reasonable amount of DBEs within the targeted districts do not provide an intent to quote or no DBEs are prequalified in the subcontracted areas, the bidder must notify the DBE Liaison in the Office of Minority Affairs to give notification of the bidder's inability to get DBE quotes;
- 5 Whether the bidder selected portions of the work to be performed by DBEs in order to increase the likelihood of meeting the contract goals. This includes, where appropriate, breaking out contract work items into economically feasible units to facilitate DBE participation, even when the prime contractor might otherwise perform these work items with its own forces;
- 6 Whether the bidder provided interested DBEs with adequate and timely information about the plans, specifications, and requirements of the contract;
- 7 Whether the bidder negotiated in good faith with interested DBEs not rejecting them as unqualified without sound reasons based on a thorough investigation of their capabilities. Any rejection should be so noted in writing with a description as to why an agreement could not be reached;
- 8 Whether quotations were received from interested DBE firms but were rejected as unacceptable without sound reasons why the quotations were considered unacceptable. The fact that the DBE firm's quotation for the work is not the lowest quotation received will not in itself be considered as a sound reason for rejecting the quotation as unacceptable. The fact that the bidder has the ability and/or desire to perform the contract work with its own forces will not be considered a sound reason for rejecting a DBE quote. Nothing in this provision shall be construed to require the bidder to accept unreasonable quotes in order to satisfy DBE goals;
- 9 Whether the bidder specifically negotiated with subcontractors to assume part of the responsibility to meet the contract DBE goal when the work to be subcontracted includes potential DBE participation;
- 10 Whether the bidder made any efforts and/or offered assistance to interested DBEs in obtaining the necessary equipment, supplies, materials, insurance and/or bonding to satisfy the

work requirements of the bid proposal; and

11 Any other evidence that the bidder submits which may show that the bidder has made reasonable good faith efforts to include DBE participation.

### **FAILURE TO MEET GOOD FAITH REQUIREMENT**

Where the apparent lowest responsive bidder fails to submit sufficient participation by DBE firms to meet the contract goal and upon a determination by the Good Faith Committee based upon the information submitted that the apparent lowest responsive bidder failed to make sufficient reasonable efforts to meet the contract goal, the bidder will be offered the opportunity to meet in person for administrative reconsideration. The bidder will be notified of the Committee's decision within 24 hours of its decision. The bidder will have 24 hours to request reconsideration of the Committee's decision. The reconsideration meeting will be held within two days of the receipt of a request by the bidder for reconsideration.

The request for reconsideration will be heard by the Office of the Secretary. The bidder will have the opportunity to present written documentation or argument concerning the issue of whether it met the goal or made an adequate good faith effort. The bidder will receive a written decision on the reconsideration explaining the basis for the finding that the bidder did or did not meet the goal or made adequate Good Faith efforts to do so.

The result of the reconsideration process is not administratively appealable to the Cabinet or to the United States Department of Transportation.

The Cabinet reserves the right to award the contract to the next lowest responsive bidder or to rebid the contract in the event that the contract is not awarded to the low bidder as the result of a failure to meet the good faith requirement.

### **SANCTIONS FOR FAILURE TO MEET DBE REQUIREMENTS OF THE PROJECT**

Failure by the prime contractor to fulfill the DBE requirements of a project under contract or to demonstrate good faith efforts to meet the goal constitutes a breach of contract. When this occurs, the Cabinet will hold the prime contractor accountable, as would be the case with all other contract provisions. Therefore, the contractor's failure to carry out the DBE contract requirements shall constitute a breach of contract and as such the Cabinet reserves the right to exercise all administrative remedies at its disposal including, but not limited to the following:

- Disallow credit toward the DBE goal;
- Withholding progress payments;
- Withholding payment to the prime in an amount equal to the unmet portion of the contract goal; and/or
- Termination of the contract.

### **PROMPT PAYMENT**

The prime contractor will be required to pay the DBE within seven (7) working days after he or she has received payment from the Kentucky Transportation Cabinet for work performed or materials furnished.

### **CONTRACTOR REPORTING**

All contractors must keep detailed records and provide reports to the Cabinet on their progress in meeting the DBE requirement on any highway contract. These records may include, but shall not be limited to payroll, lease agreements, cancelled payroll checks, executed subcontracting agreements, etc. Prime contractors will be required to submit certified reports on monies paid to each DBE subcontractor or supplier utilized to meet a DBE goal. These reports must be submitted within 14 days of payment made to the DBE contractor.

Payment information that needs to be reported includes date the payment is sent to the DBE, check number, Contract ID, amount of payment and the check date. Before Final Payment is made on this contract, the Prime Contractor will certify that all payments were made to the DBE subcontractor and/or DBE suppliers.

The Prime Contractor should supply the payment information at the time the DBE is compensated for their work. Form to use is located at:

<http://transportation.ky.gov/Construction/Pages/Subcontracts.aspx>

The prime contractor should notify the KYTC Office of Civil Rights and Small Business Development seven (7) days prior to DBE contractors commencing work on the project. The contact is Melvin Bynes and the telephone number is (502) 564-3601.

Photocopied payments and completed form to be submitted to: Office of Civil Rights and Small Business Development 6<sup>th</sup> Floor West 200 Mero Street Frankfort, KY 40622

### **DEFAULT OR DECERTIFICATION OF THE DBE**

If the DBE subcontractor or supplier is decertified or defaults in the performance of its work, and the overall goal cannot be credited for the uncompleted work, the prime contractor may utilize a substitute DBE or elect to fulfill the DBE goal with another DBE on a different work item. If after exerting good faith effort in accordance with the Cabinet's Good Faith Effort policies and procedures, the prime contractor is unable to replace the DBE, then the unmet portion of the goal may be waived at the discretion of the Cabinet.

06/20/2014

### **TRAINEES**

In Compliance with the "TRAINING SPECIAL PROVISION" included in Part III of the Proposal, the Contractor will be required to employ a trainee(s) for this contract.

### **ASPHALT MIXTURE**

Unless otherwise noted, the Department estimates the rate of application for all asphalt mixtures to be 110 lbs/sy per inch of depth.

### **INCIDENTAL SURFACING**

The Department has included in the quantities of asphalt mixtures established in the proposal estimated quantities required for resurfacing or surfacing mailbox turnouts, farm field entrances, residential and commercial entrances, curve widening, ramp gores and tapers, and road and street approaches, as applicable. Pave these areas to the limits as shown on Standard Drawing RPM-110-06 or as directed by the Engineer. In the event signal detectors are present in the intersecting streets or roads, pave the crossroads to the right of way limit or back of the signal detector, whichever is the farthest back of the mainline. Surface or resurface these areas as directed by the Engineer. The Department will not measure placing and compacting for separate payment but shall be incidental to the Contract unit price for the asphalt mixtures.

### **FUEL AND ASPHALT PAY ADJUSTMENT**

The Department has included the Contract items Asphalt Adjustment and Fuel Adjustment for possible future payments at an established Contract unit price of \$1.00. The Department will calculate actual adjustment quantities after work is completed. If existing Contract amount is insufficient to pay all items on the contract with the adjustments, the Department will establish additional monies with a change order.

### **OPTION A**

Be advised that the Department will accept compaction of asphalt mixtures furnished for driving lanes and ramps, at 1 inch (25mm) or greater, on this project according to OPTION A in accordance with Section 402 and Section 403 of the current Standard Specifications. The Department will require joint cores as described in Section 402.03.02 for surface mixtures only. The Department will accept compaction of all other asphalt mixtures according to OPTION B.

**SPECIAL NOTE FOR PRE-BID CONFERENCE**  
**Letcher County**  
**US119 Relocation; Section 4 (Brown Br. To KY806 at Oven Fork)**  
**Item No. 12-0311.77**

The Department of Highways will conduct a Mandatory Pre-Bid Conference for the subject project. The Pre-Bid Conference is scheduled for Nov. 25, 2014 at 1:30 PM local time at the Transportation Cabinet Office Building, 200 Mero St., Frankfort, KY 40601.

Any prime contractor that is interested in bidding on the subject project or being part of a joint venture must be represented at the Pre-Bid Meeting by at least one person of sufficient authority to bind the company. No individual can represent more than one company. At the conference, a roster will be taken of the representatives present. Only companies represented at the meeting will be eligible to have their bids opened at the date of the letting.

The purpose of the meeting is to familiarize all prospective bidders with the contract requirements.

Department of Highways officials will be present at the meeting to answer questions concerning the project.

## SPECIAL NOTE FOR RESTRICTION OF WORK AREA AND STOCKPILED EMBANKMENT

The contractor shall not work from station 50+150.586 (Begin Construction) to station 50+700 until July 1, 2015. This includes the bridge and approach left of station 50+600. No increase in time beyond the completion date of December 31, 2016, or adjustment in prices will be granted because of this restriction. The Section Engineer may change and allow work in this area before July 1, 2015 only by written notice to the contractor.

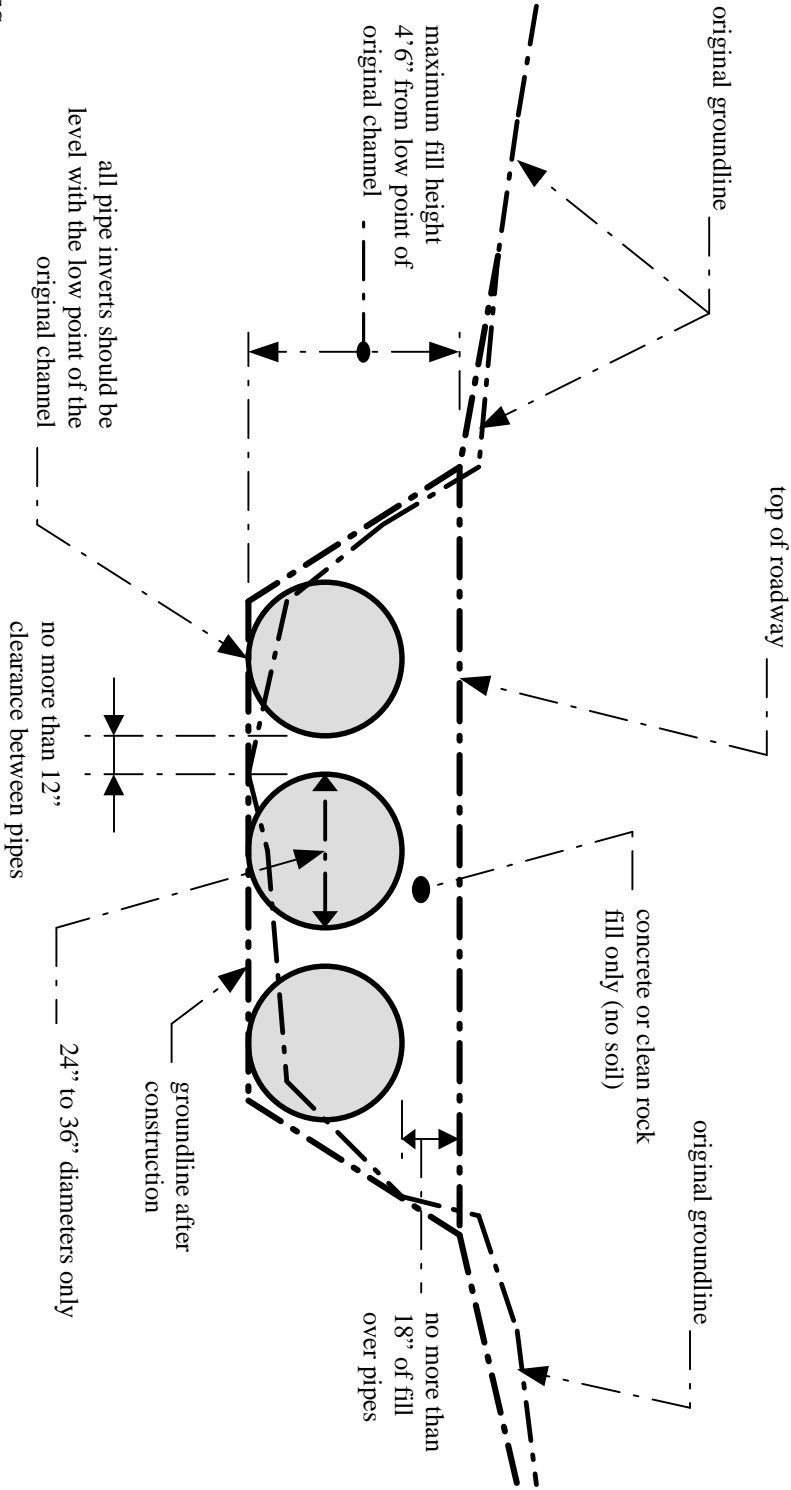
The contractor is to stockpile 1,500 cubic yards of granular material meeting the requirements of “Rock Roadbed”, as per section of 204.03.09A of the ***General Specifications for Road and Bridge Construction***, on the roadway for future US119 between stations 52+540 and 52+580 as directed by the engineer. No direct payment for this stockpiled material will be made and all costs for the material is incidental to “Roadway Excavation.”

## **Special Note for Guardrail End Treatment**

Contrary to KYTC Standard Drawing RBR-020-05, the guardrail end treatment ET-Plus manufactured by Trinity Industries will not be permitted as an option for bid item “Guardrail End Treatment Type 1”.



ATTACHMENT 1



NOTES:

1. This is a conceptual drawing. The number and size of pipes and other details will vary depending on specific site conditions.
2. The pipes and backfill must be contained within the stream channel as shown above. During the construction of the approaches and access roadway across the floodplain, unstable and unconsolidated materials unsuitable for roadways may be excavated and replaced with riprap, crushed stone, or other stable road construction materials. This may only be done, however, with the following provisions: (1) the disposal of excess, unconsolidated materials thus excavated must be outside of the floodplain and (2) the finished surface of the completed road may be no more than three inches (3") above the pre-construction surface of the floodplain at any point beyond the top of banks.

LOW-WATER CROSSING

STANDARD DRAWING  
Not to Scale

## **SPECIAL NOTE FOR ARCHITECTURAL TREATMENT OF BRIDGE BARRIERS**

This special note applies to the bridges on the project. It is to be used with the contract structure drawings, general notes and the 2012 Edition of *The Standard Specifications for Road and Bridge Construction*.

- 1.0 DESCRIPTION.** Contrary to the bridge drawings and general notes, the concrete barriers on the bridges are to have an architectural treatment and not the stone veneer as shown. All references to the “Stone Masonry Veneer” are to be deleted.
- 2.0 MATERIALS.** The architectural treatment will consist of a form liner finish, #330 “Ashlar Stone” as manufactured by Greenstreak of St. Louis, Missouri, or approved equal. Masonry coating shall comply with SECTION 828 of the Standard Specifications.
- 3.0 CONSTRUCTION.** The minimum dimensions of the of the concrete barrier at the formed mortar joints of the form liner will remain the same as shown in the typical barrier section before the addition of the stone masonry veneer. The form liner will be applied to the inside face of the barrier above the ten inch sloped face to the top of the wall, and to the outside face beginning at the double V groove at the top of the slab to the top of the wall. The horizontal top of the barrier wall will receive a normal float finish without any type of texturing. The barrier wall will be coated with normal masonry coating as required by SECTION 601.03.18B of *The Standard Specifications for Road and Bridge Construction*.
- 4.0 MEASUREMENT AND PAYMENT.** No direct measurements for architectural treatment will be made and all costs associated with this item, labor, materials including the required masonry coating are INCIDENTAL TO THE ITEM, Class AA Concrete.

## Right-of-Way Certification Form

Revised 2/22/11

☒ Federal Funded  
☐ State Funded

☒ Original  
☐ Re-Certification

This form must be completed and submitted to FHWA with the PS&E package for federal-aid funded Interstate, Appalachia, and Major projects. This form shall also be submitted to FHWA for all federal-aid projects that fall under Conditions No. 2 or 3 outlined elsewhere in this form. When Condition No. 2 or 3 apply, KYTC shall resubmit this ROW Certification prior to construction contract Award. For all other federal-aid projects, this form shall be completed and retained in the KYTC project file.

Date: 5-Nov-2014

Project Name: US 119 Partridge-Oven Fork Rd.

Letting Date: 12-DEC-2014

Project #: FD52 C067 4828801R

County: Letcher

Item #: 12-311.77

Federal #: APD 119-1(21)R

Description of Project: US 119 Relocation

### Projects that require **NO** new or additional right-of-way acquisitions and/or relocations

- ☐ The proposed transportation improvement will be built within the existing rights-of-way and there are no properties to be acquired, individuals, families, and businesses ("relocatees") to be relocated, or improvements to be removed as a part of this project.

### Projects that require new or additional right-of-way acquisitions and/or relocations

- ☐ Per 23 CFR 635.309, the KYTC hereby certify that all relocatees have been relocated to decent, safe, and sanitary housing or that KYTC has made available to relocatees adequate replacement housing in accordance with the provisions of the current FHWA directive(s) covering the administration of the Highway Relocation Assistance Program and that at least one of the following three conditions has been met. (Check those that apply.)
- ☐ **Condition 1.** All necessary rights-of-way, including control of access rights when applicable, have been acquired including legal and physical possession. Trial or appeal of cases may be pending in court but legal possession has been obtained. There may be some improvements remaining on the right-of-way, but all occupants have vacated the lands and improvements, and KYTC has physical possession and the rights to remove, salvage, or demolish all improvements and enter on all land. Fair market value has been paid or deposited with the court.
- ☐ **Condition 2.** Although all necessary rights-of-way have not been fully acquired, the right to occupy and to use all rights-of-way required for the proper execution of the project has been acquired. Trial or appeal of some parcels may be pending in court and on other parcels full legal possession has not been obtained, but right of entry has been obtained, the occupants of all lands and improvements have vacated, and KYTC has physical possession and right to remove, salvage, or demolish all improvements. Fair market value has been paid or deposited with the court for most parcels. Fair market value for all pending parcels will be paid or deposited with the court prior to AWARD of construction contract. (See note 1 below.)

**Note 1:** The KYTC shall re-submit a right-of-way certification form for this project prior to AWARD of all Federal-Aid construction contracts. Award must not be made until after KYTC has obtained full legal possession and fair market value for all parcels has been paid or deposited with the court and FHWA has concurred in the re-submitted right-of-way certification.

## Right-of-Way Certification Form

Revised 2/22/11

- ☒ **Condition 3.** The acquisition or right of occupancy and use of a few remaining parcels are not complete and/or some parcels still have occupants. However, all remaining occupants have had replacement housing made available to them in accordance with 49 CFR 24.204. The KYTC is hereby requesting authorization to advertise this project for bids and to proceed with bid letting even though the necessary rights-of-way will not be fully acquired, and/or some occupants will not be relocated, and/or the fair market value will not be paid or deposited with the court for some parcels until after bid letting. KYTC will fully meet all the requirements outlined in 23 CFR 635.309(c)(3) and 49 CFR 24.102(j) and will expedite completion of all acquisitions, relocations, and full payments after bid letting and prior to AWARD of the construction contract or force account construction. A full explanation and reason for this request, including identification of each such parcel and dates on which acquisitions, payments, and relocations will be completed, is attached to this certification form for FHWA concurrence. (See note 2.)

**Note 2:** The KYTC may request authorization on this basis only in unique and unusual circumstances. Proceeding to bid letting shall be the exception and never become the rule. In all cases, the KYTC shall make extraordinary efforts to expedite completion of the acquisition, payment for all affected parcels, and the relocation of all relocatees prior to AWARD of all Federal-Aid construction contracts or force account construction.

Approved:

Joe Tackett  
Printed Name

[Signature]  
Signature

Right-of-Way Supervisor

Approved:

Dan Lay  
Printed Name

[Signature]  
Signature

05 Nov 2014  
KYTC, Director of ROW & Utilities

Approved:

\_\_\_\_\_  
Printed Name

\_\_\_\_\_  
Signature

FHWA, ROW Officer (when applicable)

No Signature  
as per FHWA - KYTC  
2013 Stewardship Agreement

# Right-of-Way Certification Form

Revised 2/22/11

Date: 5-Nov-2014

Project Name: \_\_\_\_\_  
Project #: FD52 C067 4828801R  
Item #: 12-311.77  
Letting Date: 12-DEC-2014

County: Letcher  
Federal #: APD 119-1(21)R

This project has 39 total number of parcels to be acquired, and 6 total number of individuals or families to be relocated, as well as 1 total number of businesses to be relocated.

33 Parcels where acquired by a signed fee simple deed and fair market value has been paid

6 Parcels have been acquired by IOJ through condemnation and fair market value has been deposited with the court

0 Parcels have not been acquired at this time (*explain below for each parcel*)

0 Parcels have been acquired or have a "right of entry" but fair market value has not been paid or has not been deposited with the court (*explain below for each parcel*)

1 Relocates have not been relocated from parcels 21, \_\_\_\_\_, \_\_\_\_\_, \_\_\_\_\_, \_\_\_\_\_, \_\_\_\_\_, and \_\_\_\_\_ (*explain below for each parcel*)

Parcel #	Name/Station	Explanation for delayed acquisition, delayed relocation, or delayed payment of fair market value	Proposed date of payment or of relocation
P21	Larry & June Casolari	In the Process of vacating improvement. 30 days expire November 30, 2014.	Nov. 30, 2014

There are 0 billboards and/or 0 cemeteries involved on this project.

There are 0 water or monitoring wells on parcels \_\_\_\_\_, \_\_\_\_\_, \_\_\_\_\_, \_\_\_\_\_, and \_\_\_\_\_. All have been acquired and are the responsibility of the project contractor to close/cap.

Form Effective Date: April 1, 2006  
Last Revised: February 22, 2011

SPECIAL NOTES FOR UTILITY CLEARANCE

IMPACT ON CONSTRUCTION

LETCHER COUNTY  
FD52 067 48288 01U  
CUMBERLAND – WHITESBURG ROAD (US 119)  
Item # - 12-311.77

GENERAL PROJECT NOTE ON UTILITY PROTECTION

Cumberland Valley Rural Electric and AT&T KY will be relocating their facilities after the project has been let to Construction. "See special note for restriction of work area"

NOTE: DO NOT DISTURB THE FOLLOWING UTILITIES LOCATED WITHIN THE PROJECT DISTURB LIMITS

\*The Contractor is fully responsible for protection of all utilities listed above\*

THE FOLLOWING COMPANIES ARE RELOCATING/ADJUSTING THEIR UTILITIES WITHIN THE PROJECT LIMITS AND WILL BE COMPLETE PRIOR TO CONSTRUCTION

THE FOLLOWING COMPANIES HAVE FACILITIES TO BE RELOCATED/ADJUSTED BY THE COMPANY OR THE COMPANY'S SUBCONTRACTOR AND IS TO BE COORDINATED WITH THE ROAD CONTRACT

CUMBERLAND VALLEY RURAL ELECTRIC AND AT&T KY HAS FACILITIES TO RELOCATE ON THE PROJECT. RELOCATION IS TO BE COMPLETED BY JULY 1, 2015. THE CONTRACTOR SHALL NOT WORK FROM STATION 50+150.586 (BEGIN CONSTRUCTION) TO STATION 50+700 UNTIL July 1, 2015. THIS INCLUDES THE BRIDGE AND APPROACH LEFT OF STATION 50+600. NO INCREASE IN TIME BEYOND THE COPLETION DATE OF DECEMBER 31, 2016, OR ADJUSTOMENT IN PRICES WILL BE GRANTED BECAUSE OF THIS RESTRICTION. THE SECTION ENGINEER MAY CHANGE AND ALLOW WORK IN THIS AREA BEFORE JULY 1, 2015 ONLY BY WRITTEN NOTICE TO THE CONTRACTOR. ANY DAMAGE TO THESE LINES DURING CONSTRUCTION WILL BE CHARGED TO THE CONTRACTOR.

THE FOLLOWING COMPANIES HAVE FACILITIES TO BE RELOCATED/ADJUSTED BY THE ROAD CONTRACTOR AS INCLUDED IN THIS CONTRACT

N/A

SPECIAL CAUTION NOTE – PROTECTION OF UTILITIES

The contractor will be responsible for contacting all utility facility owners on the subject project to coordinate his activities. The contractor will coordinate his activities to minimize and, where

SPECIAL NOTES FOR UTILITY CLEARANCE

IMPACT ON CONSTRUCTION

LETCHER COUNTY  
FD52 067 48288 01U  
CUMBERLAND – WHITESBURG ROAD (US 119)  
Item # - 12-311.77

possible, avoid conflicts with utility facilities. Due to the nature of the work proposed, it is unlikely to conflict with the existing utilities beyond minor facility adjustments. Where conflicts with utility facilities are unavoidable, the contractor will coordinate any necessary relocation work with the facility owner and Resident Engineer. The Kentucky Transportation Cabinet maintains the right to remove or alter portions of this contract if a utility conflict occurs.

The utility facilities as noted in the previous section(s) have been determined using data garnered by varied means and with varying degrees of accuracy: from the facility owners, a result of S.U.E., field inspections, and/or reviews of record drawings. The facilities defined may not be inclusive of all utilities in the project scope and are not Level A quality, unless specified as such. It is the contractor’s responsibility to verify all utilities and their respective locations before excavating.

BEFORE YOU DIG

The contractor is instructed to call 1-800-752-6007 to reach KY 811, the one-call system for information on the location of existing underground utilities. The call is to be placed a minimum of two (2) and no more than ten (10) business days prior to excavation. The contractor should be aware that owners of underground facilities are not required to be members of the KY 811 one-call Before-U-Dig (BUD) service. The contractor must coordinate excavation with the utility owners, including those whom do not subscribe to KY 811. It may be necessary for the contractor to contact the County Court Clerk to determine what utility companies have facilities in the area.

Please Note: The information presented in this Utility Note is informational in nature and the information contained herein is not guaranteed.

AREA UTILITIES CONTACT LIST

<u>Utility Company/Agency</u>	<u>Contact Name</u>	<u>Contact Information</u>
Cumberland Valley RECC	Mark Abner	(606) 521-5955
AT&T KENTUCKY	Jack Salyers	(606)874-2715

# *N O T I C E*

---

## DEPARTMENT OF THE ARMY CORPS OF ENGINEERS

### NATIONWIDE PERMIT AUTHORIZATION

---

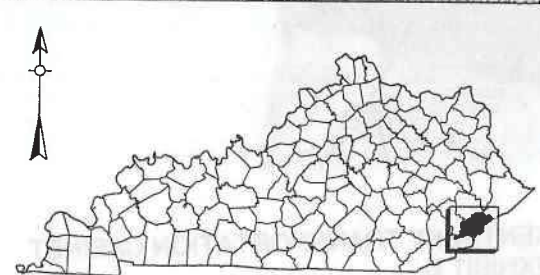
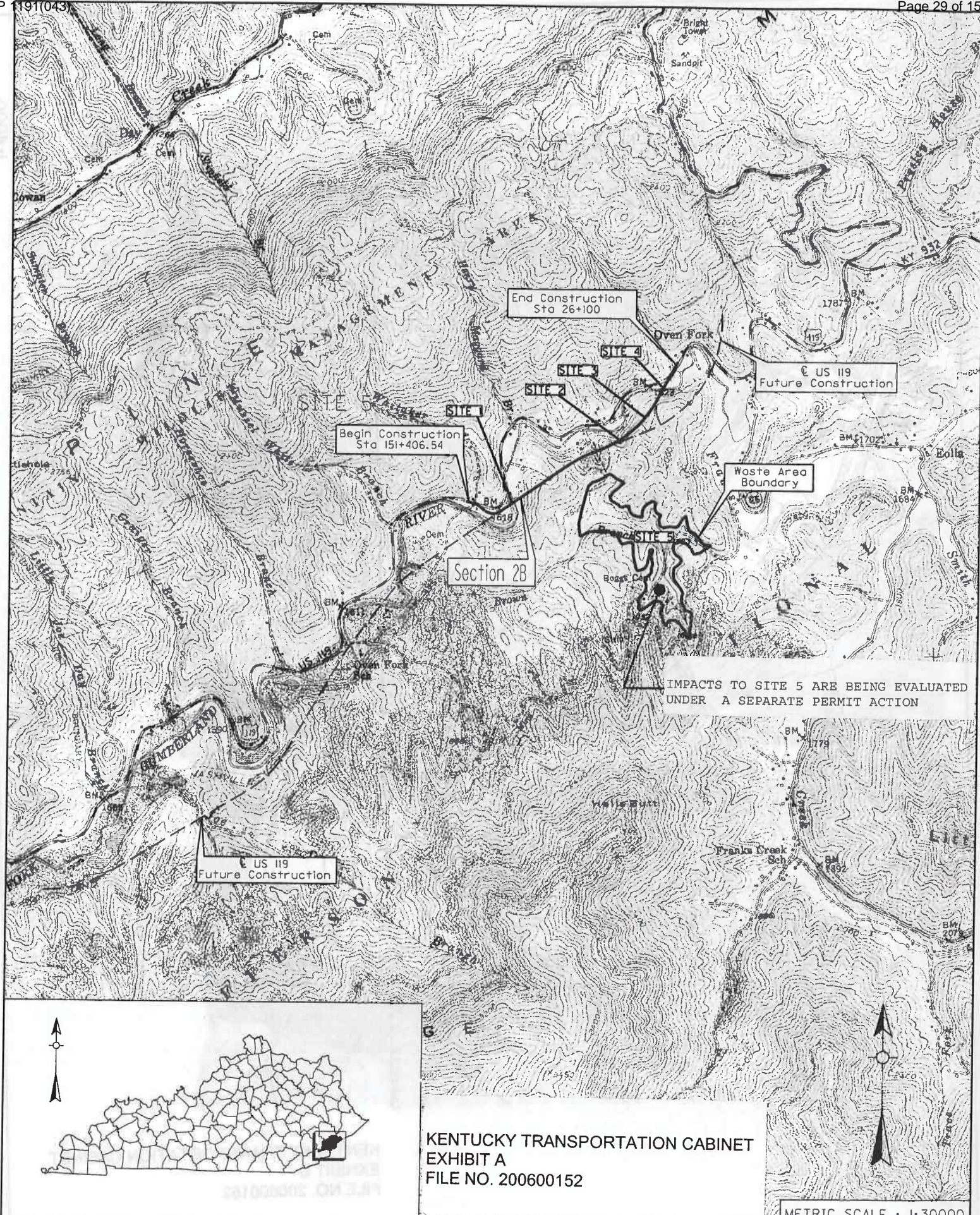
**PROJECT:** Letcher County (US-119) Item No. 12-0311.77  
US 119 Relocation

---

The Section 404 activities for this project have been previously permitted under the authority of the Department of the Army Letter of Permission (LOP) permit and a Nationwide Permit No. 14 “Linear Transportation Projects”. In order for this authorization to be valid, the attached conditions must be followed. The contractor shall post a copy of these permits in a conspicuous location at the project site for the duration of construction and comply with the general conditions as required.

To more readily expedite construction, the contractor may elect to alter the design or perform the work in a manner different from what was originally proposed and specified. Prior to commencing such alternative work, the contractor shall obtain **written** permission from the Division of Construction and the Corps of Engineers. A copy of any request to the Corps of Engineers to alter this proposal and subsequent responses shall be forwarded to the Division of Environmental Analysis, DA Permit Coordinator, for office records and for informational purposes.





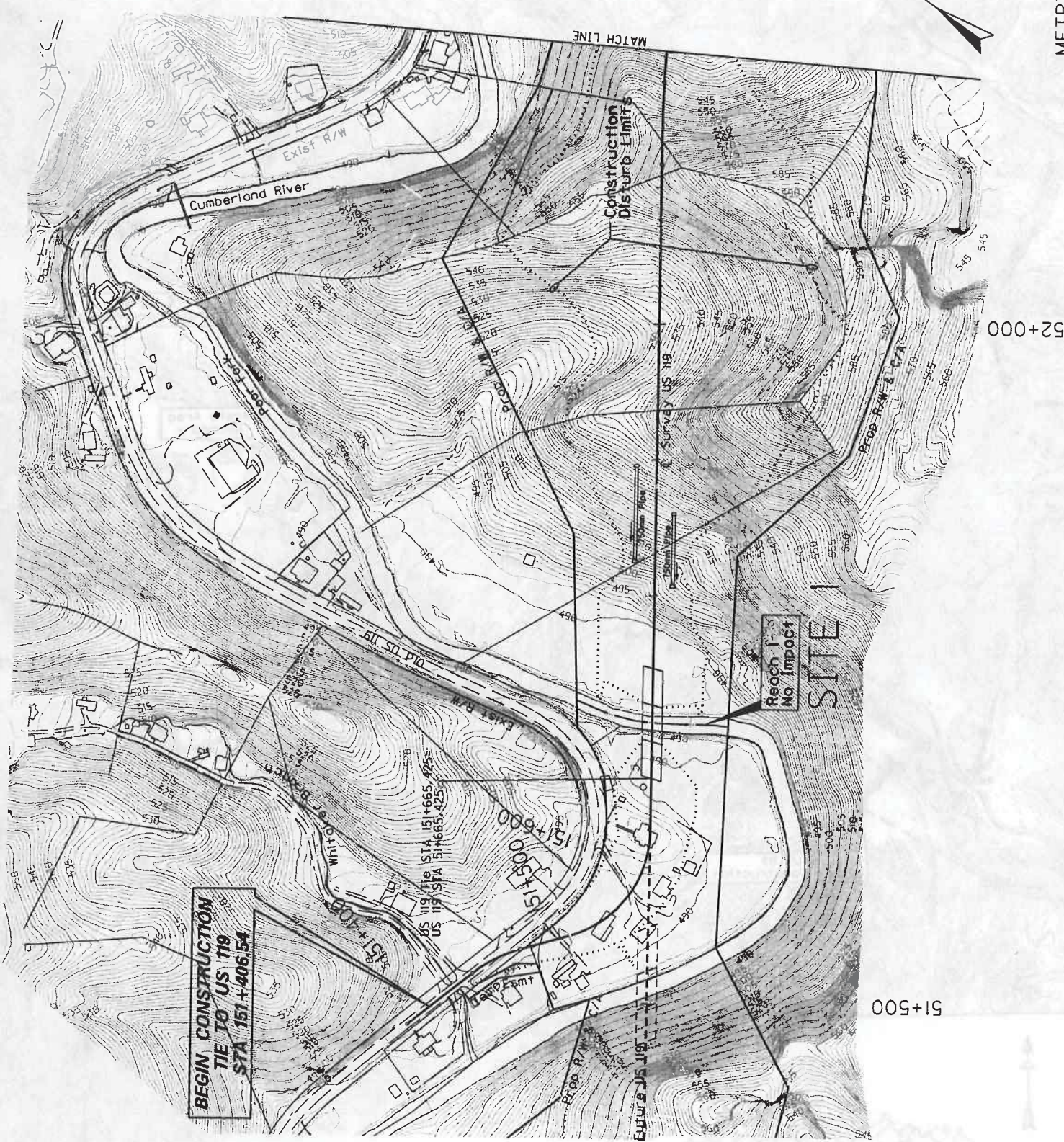
KENTUCKY TRANSPORTATION CABINET  
EXHIBIT A  
FILE NO. 200600152

METRIC SCALE : 1:30000

Kentucky Transportation	PROJECT: US 119			STREAM:		
	COUNTY: LEITCHER	STATE: KENTUCKY	NEAR:	ITEM: 12-311.77	VICINITY MAP	



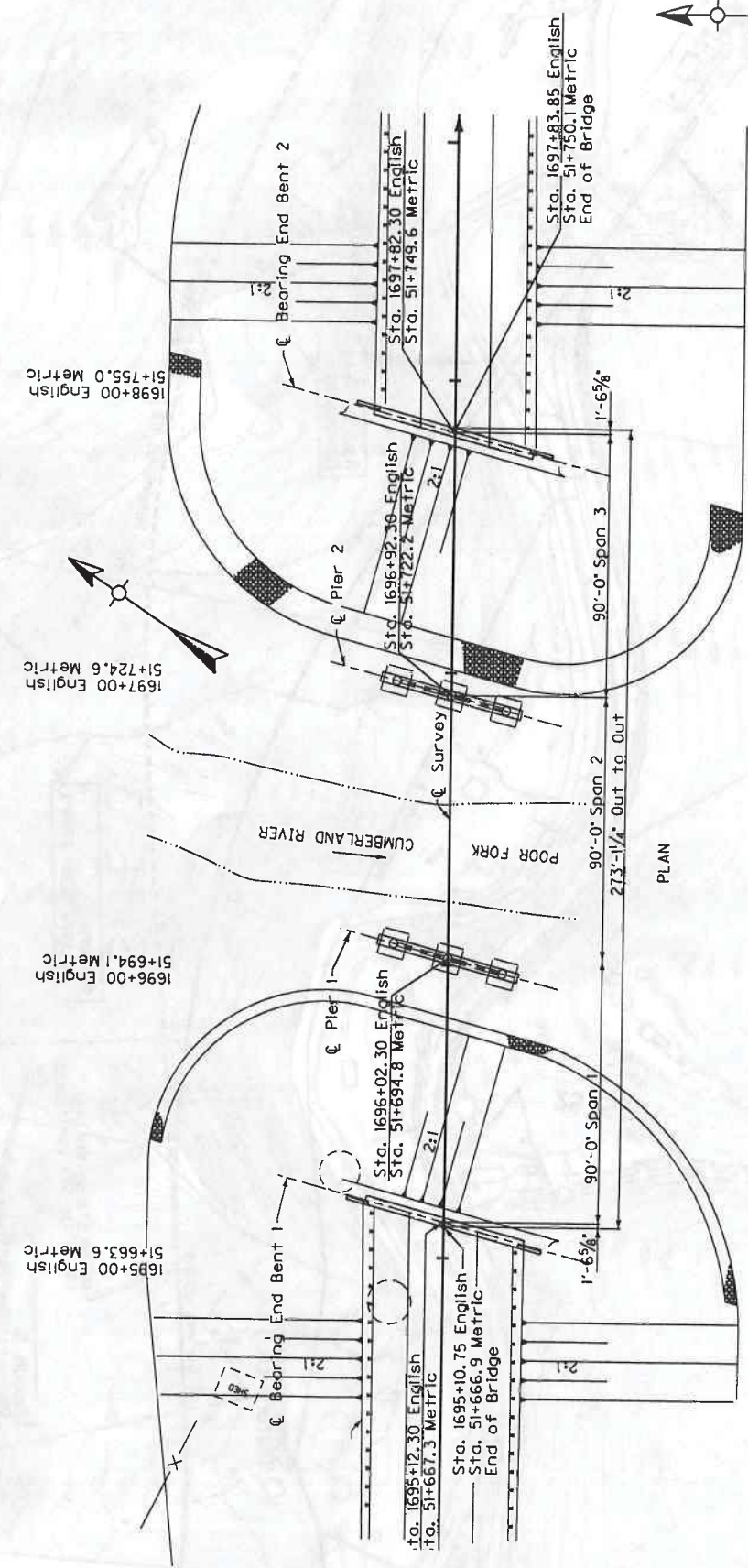
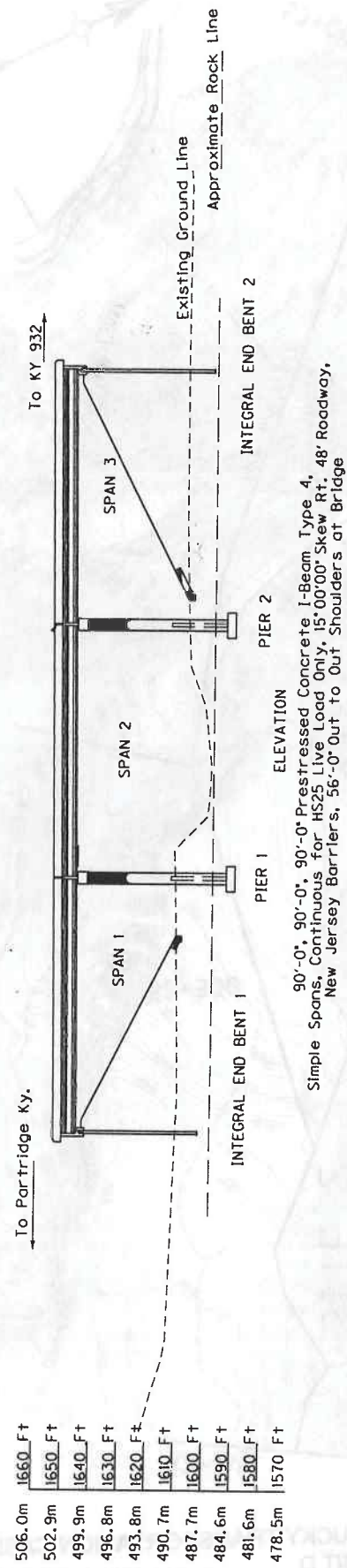
METRIC SCALE  
1:4000



KENTUCKY TRANSPORTATION CABINET  
EXHIBIT B  
FILE NO. 200600152

Kentucky Transportation	PROJECT: US 119 SECTION 2B STA 151+406 to STA 52+200			STREAM:	
	COUNTY: LETCHER	STATE: KENTUCKY	NEAR:	ITEM: 12-311.77	PLAN SHEET No.1

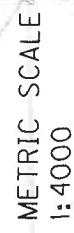




KENTUCKY TRANSPORTATION CABINET  
EXHIBIT C  
FILE NO. 200600152

ENGLISH SCALE 1"=60'





Reach 6  
Impact=138m (4537)

# Site A

### Construction Disturb Limits

SITE 3

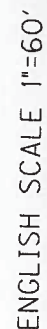
SITE 2

MATCH LINE

KENTUCKY TRANSPORTATION CABINET  
EXHIBIT D  
- FILE NO. 200600152

Kentucky Transportation	PROJECT: US 119 SECTION 28 STA 52+000 TO 26+100			FILE NO. 200600152
	COUNTY: LETCHER	STATE: KENTUCKY	NEAR:	
				ITEM: 12-31-11





BRIDGE SHEET No.2

## SUMMARY OF SECTION 404 IMPACTS

Letcher County  
US-119 Section 2B  
Item No. 12-311.77

1. Sta. 51+709 - Construct a three span bridge (90'-90'-90') over Poor Fork Cumberland River (Reach 1). The bridge entirely clear spans the stream. Also at this location will be a temporary low water crossing impacting less than 100 feet of the Poor Fork Cumberland River. The temporary crossing will be utilized by equipment during the bridge construction process. Culvert pipes will be placed into the stream and backfilled with durable clean rock. The temporary crossing will be designed by the contractor to accommodate normal flow. The crossing impacts less than 0.10 acre of U.S. Waters. After construction of the new bridge, the temporary crossing will be removed and the area will be restored to preconstruction conditions.  
(Nationwide Permit No. 14)
2. Sta. 25+506 - Placement of fill in 453' of an ephemeral tributary (Reach 6) to Poor Fork Cumberland River. The drainage area affected is 4.4 acres. The impact to waters is 0.010 acres. (Nationwide Permit No. 14)
3. Sta. 25+716 - Placement of fill in 794' of an ephemeral tributary (Reach 7) to Poor Fork Cumberland River. The drainage area affected is 13 acres. The impact to waters is 0.046 acres. (Nationwide Permit No. 14)
4. Sta. 25+935 - Construct a three span bridge (61'-61'-61') over Poor Fork Cumberland River (Reach 10). The bridge entirely clear spans the stream. Also at this location will be a temporary low water crossing impacting less than 100 feet of the Poor Fork Cumberland River. The temporary crossing will be utilized by equipment during the bridge construction process. Culvert pipes will be placed into the stream and backfilled with durable clean rock. The temporary crossing will be designed by the contractor to accommodate normal flow. The crossing impacts less than 0.10 acre of U.S. Waters. After construction of the new bridge, the temporary crossing will be removed and the area will be restored to preconstruction conditions.  
(Nationwide Permit No. 14)

Letcher County US 119 Section 2B Item No.12-311.77									
Summary of Impacts Table									
Stream Type	Location / Impact Site	Impact Length (feet)	Average Width (feet)	Impact Acreage	Ecological Integrity Index (0.1-1)	In-Lieu Fee (\$)			
Reach 1	Perennial	Sta. 51+709 / Site 1	100 *	30	0.069	NA	0.00		
Reach 6	Ephemeral	Sta. 25+506 / Site 2	453	1	0.010	0.46	0.00		
Reach 7	Ephemeral	Sta. 25+716 / Site 3	794	2.5	0.046	0.4	0.00		
Reach 10	Perennial	Sta. 25+935 / Site 4	100 *	30	0.069	NA	0.00		
Totals	4		1447		0.194		0.00		
* temporary Impacts									

Revised 10/30/2008



Letcher County  
US 119 Section 2B  
Item No.12-311.77

Jurisdictional Waters Impact Table

Stream ID	Stream Type	Impact Length (feet)	Average Width (feet)	Impact Acreage
Reach 1	Perennial	100 *	30	0.069
Reach 6	Ephemeral	453	1	0.010
Reach 7	Ephemeral	794	2.5	0.046
Reach 10	Perennial	100 *	30	0.069
Total Streams	4	1447		0.194
Total Ponds	0	0	0	0.000
Total Wetlands	0	0	0	0.000
Total				0.194

\* temporary Impacts

Revised 10/30/2008

KENTUCKY TRANSPORTATION CABINET  
EXHIBIT G  
FILE NO. 200600152





STEVEN L. BESHEAR  
GOVERNOR

LEONARD K. PETERS  
SECRETARY

**ENERGY AND ENVIRONMENTAL PROTECTION CABINET**

DEPARTMENT FOR ENVIRONMENTAL PROTECTION

DIVISION OF WATER

200 FAIR OAKS LANE

FRANKFORT, KENTUCKY 40601

[www.kentucky.gov](http://www.kentucky.gov)

## **General Certification--Nationwide Permit # 14 Linear Transportation Projects**

This General Certification is issued March 19, 2012, in conformity with the requirements of Section 401 of the Clean Water Act of 1977, as amended (33 U.S.C. §1341), as well as Kentucky Statute KRS 224.16-050.

For this and all nationwide permits, the definition of surface water is as per 401 KAR 10:001 Chapter 10, Section 1(80): Surface Waters means those waters having well-defined banks and beds, either constantly or intermittently flowing; lakes and impounded waters; marshes and wetlands; and any subterranean waters flowing in well-defined channels and having a demonstrable hydrologic connection with the surface. Lagoons used for waste treatment and effluent ditches that are situated on property owned, leased, or under valid easement by a permitted discharger are not considered to be surface waters of the commonwealth.

Agricultural operations, as defined by KRS 224.71-100(1) conducting activities pursuant to KRS 224.71-100 (3), (4), (5), (6), or 10 are deemed to have certification if they are implementing an Agriculture Water Quality Plan pursuant to KRS 224.71-145.

For all other operations, the Commonwealth of Kentucky hereby certifies under Section 401 of the Clean Water Act (CWA) that it has reasonable assurances that applicable water quality standards under Kentucky Administrative Regulations Title 401, Chapter 10, established pursuant to Sections 301, 302, 304, 306 and 307 of the CWA, will not be violated for the activity covered under NATIONWIDE PERMIT 14, namely Linear Transportation Projects, provided that the following conditions are met:

1. The activity will not occur within surface waters of the Commonwealth identified by the Kentucky Division of Water as Outstanding State or National Resource Water, Cold Water Aquatic Habitat, or Exceptional Waters.
2. The activity will not occur within surface waters of the Commonwealth identified as perpetually-protected (e.g. deed restriction, conservation easement) mitigation sites.
3. The activity will impact less than 1/2 acre of wetland/marsh.
4. The activity will impact less than 300 linear feet of surface waters of the Commonwealth. Stream realignment greater than 100 feet is not covered under this general water quality certification.

**General Certification--Nationwide Permit # 14**  
**Linear Transportation Projects**  
**Page 2**

5. For a single and complete linear transportation project, the cumulative length of impacts less than 300 linear feet of surface waters within each Hydrologic Unit Code (HUC) 14 watershed will not exceed 500 linear feet.
6. Stream impacts covered under this General Water Quality Certification and undertaken by those persons defined as an agricultural operation under the Agricultural Water Quality Act must be completed in compliance with the Kentucky Agricultural Water Quality Plan (KWQP).
7. The Kentucky Division of Water may require submission of a formal application for an individual certification for any project if the project has been determined to likely have a significant adverse effect upon water quality or degrade the waters of the Commonwealth so that existing uses of the water body or downstream waters are precluded.
8. Activities that do not meet the conditions of this General Water Quality Certification require an Individual Section 401 Water Quality Certification.
9. Activities qualifying for coverage under this General Water Quality Certification are subject to the following conditions:
  - Erosion and sedimentation pollution control plans and Best Management Practices must be designed, installed, and maintained in effective operating condition at all times during construction activities so that violations of state water quality standards do not occur (401 KAR 10:031 Section 2 and KRS 224.70-100).
  - Sediment and erosion control measures, such as check-dams constructed of any material, silt fencing, hay bales, etc., shall not be placed within surface waters of the Commonwealth, either temporarily or permanently, without prior approval by the Kentucky Division of Water's Water Quality Certification Section. If placement of sediment and erosion control measures in surface waters is unavoidable, design and placement of temporary erosion control measures shall not be conducted in such a manner that may result in instability of streams that are adjacent to, upstream, or downstream of the structures. All sediment and erosion control devices shall be removed and the natural grade restored within the completion timeline of the activities.
  - Measures shall be taken to prevent or control spills of fuels, lubricants, or other toxic materials used in construction from entering the watercourse.
  - Removal of riparian vegetation in the utility line right-of-way shall be limited to that necessary for equipment access.
  - To the maximum extent practicable, all in-stream work under this certification shall be performed under low-flow conditions.



**General Certification--Nationwide Permit # 14**  
**Linear Transportation Projects**  
**Page 2**

- Heavy equipment, e.g. bulldozers, backhoes, draglines, etc., if required for this project, should not be used or operated within the stream channel. In those instances in which such in-stream work is unavoidable, then it shall be performed in such a manner and duration as to minimize turbidity and disturbance to substrates and bank or riparian vegetation.
- Any fill shall be of such composition that it will not adversely affect the biological, chemical, or physical properties of the receiving waters and/or cause violations of water quality standards. If rip-rap is utilized, it should be of such weight and size that bank stress or slump conditions will not be created because of its placement.
- If there are water supply intakes located downstream that may be affected by increased turbidity and suspended solids, the permittee shall notify the operator when such work will be done.
- Should evidence of stream pollution or jurisdictional wetland impairment and/or violations of water quality standards occur as a result of this activity (either from a spill or other forms of water pollution), the KDOW shall be notified immediately by calling (800) 928-2380.

Non-compliance with the conditions of this general certification or violation of Kentucky state water quality standards may result in civil penalties.



**DEPARTMENT OF THE ARMY**  
NASHVILLE DISTRICT, CORPS OF ENGINEERS  
3701 Bell Road  
NASHVILLE, TENNESSEE 37214

February 25, 2010

REPLY TO  
ATTENTION OF:

Regulatory Branch

SUBJECT: File No. 200700705, Kentucky Transportation Cabinet (KTC); Proposed U.S. Highway 119 Realignment between Maggard and Oven Fork in Letcher County, Kentucky

Mr. David Waldner  
Kentucky Transportation Cabinet  
200 Mero Street, 6th Floor  
Frankfort, Kentucky 40622

Dear Mr. Waldner:

Enclosed is the signed Department of the Army (DA) permit. Work must be performed in accordance with the plans and the information submitted in support of the permit application. A "Certification of Completed Work and Mitigation" is enclosed. The certification should be signed and then returned upon completion of the authorized work and mitigation.

As stated in the permit, five (5) sites (Sites 2, 6, 7, 9, and 16) are specifically authorized by this individual Department of the Army (DA) permit (IP). KTC would perform work at eleven (11) additional sites within the scope of work authorized under the DA's Nationwide Permits (NWP) 14 and 33. Copies of NWPs 14 and 33 and the NWP special conditions are attached for your convenience. Construction of a single span bridge at Site 4 would be performed without any discharge fills material into waters and would not require a DA permit.

Revised plans should be submitted if changes in the impact to waters of the U.S. are necessary. Deviations to the approved activities should not be made without first obtaining approval from this office.

Please contact me at (615) 369-7514 if you have any questions.

Sincerely,

A handwritten signature in black ink, appearing to read "Marty G. Tyree", is written over a horizontal line.

Marty G. Tyree  
Project Manager  
Operations Division

- 2 -

Enclosures

Copies Furnished:

Ms. Barbara Scott  
Kentucky Division of Water  
200 Fair Oaks  
Frankfort, KY 40601

Mr. Mike Hardin  
KDFWR  
#1 Sportsman's Lane  
Frankfort, KY 40601

OP-F/E

## DEPARTMENT OF THE ARMY PERMIT

**PERMITTEE:** Kentucky Transportation Cabinet (KTC)  
200 Mero Street, 6th Floor  
Frankfort, Kentucky 40622

**PERMIT NUMBER:** 200700946

**ISSUING OFFICE:** Nashville District Corps of Engineers

NOTE: The term you and its derivatives, as used in this permit, means the permittee or any future transferee. The term "this office" refers to the appropriate district or division office of the Corps of Engineers having jurisdiction over the permitted activity under the authority of the commanding officer.

You are authorized to perform work in accordance with the terms and conditions specified below.

**PROJECT DESCRIPTION:** The discharges of fill material into waters of the U.S. are associated with realignment of a 4.8-mile segment of U.S. Highway 119 identified by KTC Items 12-311.35, 12-311.36, and a portion of 12-311.77. The overall project purpose is to improve travel and safety through the area by widening driving lanes, establishing pull-off shoulders, and reduction of sharp curves. Discharges of fill material into waters of the U.S. would facilitate the construction of the highway improvements and the deposition of excess material generated from the construction.

Seventeen (17) stream locations have been identified along the 4.8-mile segment of U.S. Highway 119 between the communities of Maggard and Oven Fork in Letcher County, Kentucky. Waterways impacted include Poor Fork Cumberland River, Joe Day Branch, Roberts Branch, Maggard Branch and unnamed tributaries. Fourteen (14) wetland areas totaling 4.660 acres would also be impacted.

Five (5) sites (Sites 2, 6, 7, 9, and 16) are specifically authorized by this individual Department of the Army (DA) permit (IP). KTC would perform work at eleven (11) additional sites within the scope of work authorized under the DA's Nationwide Permits (NWP) 14 and 33. Copies of NWPs 14 and 33 and the NWP special conditions are attached. Construction of a single span bridge at Site 4 would be performed without any discharge fills material into waters and would not require a DA permit. A summary of the authorized impacts is attached to the permit.

**MITIGATION SUMMARY:** A \$5,253,220.65 payment to the Kentucky Department of Fish and Wildlife Resources In-Lieu-Fee (ILF) program is proposed as compensatory mitigation.

FEB 24 2010



**LOCATION:** The discharges of fill material into waters of the U.S. would occur along a 4.8-mile segment of U.S. Highway 119 between the communities of Maggard and Oven Fork in Letcher County, Kentucky. The project is on the Whitesburg and Roxana quadrangle maps near Latitude 37°-01'-04", Longitude 82°-52'-21".

### **PERMIT CONDITIONS**

#### **GENERAL CONDITIONS:**

1. The time limit for completing the work authorized ends on **February 10, 2015**. If you find that you need more time to complete the authorized activity, submit your request for a time extension to this office for consideration at least one month before the above date is reached.
2. You must maintain the activity authorized by this permit in good condition and in conformance with the terms and conditions of this permit. You are not relieved of this requirement if you abandon the permitted activity, although you must make a good faith transfer to a third party in compliance with General Condition 4 below. Should you wish to cease to maintain the authorized activity, or should you desire to abandon it without a good faith transfer, you may obtain a modification of this permit from this office, which may require restoration of the area.
3. If you discover any previously unknown historic or archaeological remains while accomplishing the activity authorized by this permit, you must immediately notify this office of what you have found. We will initiate the Federal and state coordination required to determine if the remains warrant a recovery effort or if the site is eligible for listing in the National Register of Historic Places.
4. If you sell the property associated with this permit, you must obtain the signature of the new owner in the space provided and forward a copy of the permit to this office to validate the transfer of this authorization.
5. If a conditioned water quality certification has been issued for your project, you must comply with the conditions specified in the certification as special conditions to this permit.
6. You must allow representatives from this office to inspect the authorized activity at any time deemed necessary to ensure that it is being or has been accomplished in accordance with the terms and conditions of your permit.
7. The permittee understands and agrees that, if future operations by the United States require the removal, relocation, or other alteration, of the structure or work herein authorized, or if, in the opinion of the Secretary of the Army or his authorized representative, said structure or work shall cause unreasonable obstruction to the free navigation of the navigable waters, the permittee will be required, upon due notice from the Corps of Engineers, to remove, relocate, or alter the structural work or obstructions caused thereby, without expense to the United States. No claim shall be made against the United States on account of any such removal or alteration.

**SPECIAL CONDITIONS:** (SEE CONTINUATION SHEET 1, SPECIAL CONDITIONS)

**FURTHER INFORMATION:**

1. Congressional Authorities: You have been authorized to undertake the activity described above pursuant to:

( ) Section 10 of the Rivers and Harbors Act of 1899 (33 U.S.C. 403).

(X) Section 404 of the Clean Water Act (33 U.S.C. 1344)

( ) Section 103 of the Marine Protection, Research, and Sanctuaries Act of 1972 (33 U.S.C. 1413)

2. Limits of this authorization.

a. This permit does not obviate the need to obtain other Federal, state or local authorizations required by law.

b. This permit does not grant any property rights or exclusive privileges.

c. This permit does not authorize any injury to the property or rights of others.

d. This permit does not authorize interference with any existing or proposed Federal project.

3. Limits of Federal Liability. In issuing this permit, the Federal Government does not assume any liability for the following:

a. Damages to the permitted project or uses thereof as a result of other permitted or unpermitted activities or from natural causes.

b. Damages to the permitted project or uses thereof as a result of current or future activities undertaken by or on behalf of the United States in the public interest.

c. Damages to persons, property, or to other permitted or unpermitted activities or structures caused by the activity authorized by this permit.

d. Design or construction deficiencies associated with the permitted work.

e. Damage claims associated with any future modification, suspension, or revocation of this permit.

4. Reliance on Applicant's Data: The determination of this office that issuance of this permit is not contrary to the public interest was made in reliance on the information you provided.

5. Reevaluation of Permit Decision. This office may reevaluate its decision on this permit at any time the circumstances warrant. Circumstances that could require a reevaluation include, but are not limited to, the following:

a. You fail to comply with the terms and conditions of this permit.

b. The information provided by you in support of your permit application proves to have been false, incomplete, or inaccurate (see 4 above).



c. Significant new information surfaces which this office did not consider in reaching the original public interest decision.

Such a reevaluation may result in a determination that it is appropriate to use the suspension, modification, and revocation procedures contained in 33 CFR 325.7 or enforcement procedures such as those contained in 33 CFR 326.4 and 326.5. The referenced enforcement procedures provide for the issuance of an administrative order requiring you to comply with the terms and conditions of your permit and for the initiation of legal action where appropriate. You will be required to pay for any corrective measures ordered by this office, and if you fail to comply with such directive, this office may in certain situations (such as this specified in 33 CFR 209.170) accomplish the corrective measures by contract or otherwise and bill you for the cost.

6. Extensions. General condition 1 establishes a time limit for the completion of the activity authorized by this permit. Unless there are circumstances requiring either a prompt completion of the authorized activity or a reevaluation of the public interest decision, the Corps will normally give favorable consideration to a request for an extension of this time limit.

Your signature below, as permittee, indicates that you accept and agree to comply with the terms and conditions of this permit.

David M. Waldner  
(PERMITTEE)

2/19/10  
(DATE)

This permit becomes effective when the Federal official, designated to act for the Secretary of the Army, has signed below.

Anthony P. Mitchell, LTC, Corps of Engineers  
(DISTRICT ENGINEER)

2/25/10  
(DATE)

By: Marty G. Tyree  
Marty G. Tyree,  
Project Manager  
Operations Division

When the structures or work authorized by this permit are still in existence at the time the property is transferred, the terms and conditions of this permit will continue to be binding on the new owner(s) of the property. To validate the transfer of this permit and the associated liabilities associated with compliance with its terms and conditions, have the transferee sign and date below.

\_\_\_\_\_  
(TRANSFEREE)

\_\_\_\_\_  
(DATE)

## CONTINUATION SHEET 1, SPECIAL CONDITIONS

1. A copy of the permit must be available at the site and all contractors must abide by the permit conditions.
2. The work must be in accordance with the site plans and mitigation plans attached to this permit and the information submitted in support of the permit application. Upon completion of the project, the applicant must certify that the work authorized under the permit and the required mitigation was done in accordance with the DA authorization, including any general or special conditions.
3. The discharge will consist of suitable material free from toxic pollutants in toxic amounts.
4. A strict erosion and sediment control program must be instituted and maintained for the life of the project. Disturbance to riparian vegetation, particularly woody species, must be kept to a minimum during construction. Adequate erosion and sediment controls measure including entrenched silt fencing, temporary seeding and mulching, and staked straw or hay bales shall be installed and maintained around all disturbed earthen areas until those areas are stabilized and revegetated. Disturbed areas must be properly seeded, ripped, or otherwise stabilized as soon as practicable to prevent material from eroding into any waters or wetlands.
5. Temporary fills that may be required in waters of the U.S. shall consist of non-erodible materials. Temporary fills must be completely removed from the waterway upon completion of the work and preconstruction contour must be reestablished.
6. Work in and along streams shall be accomplished during low flow periods to minimize stream impacts. Appropriate measures shall be taken to maintain near normal downstream flow throughout the construction phase.
7. Unless authorized by this or other DA permit, excess materials associated with the project or mitigation shall be disposed of in an upland area. No material shall be disposed of in waters of the U.S. including wetlands except for the filling authorized by the permit.
8. Crossings shall be designed and constructed to accommodate high flow conditions.
9. Culvert inverts must be placed level with or below the existing substrate to avoid restrictions to low flows and to prevent restriction to aquatic organism movement within the stream channel.
10. A plug shall remain intact to separate the new and existing channels during the construction of the new channel. Water shall not be released through the new channel until it has been completed and stabilized.
11. The stream and wetland impacts shall be mitigated by payments totaling \$5,253,220.65 into the Kentucky Department for Fish and Wildlife Resources (KDFWR) In-Lieu-Fee (ILF) program. A portion of the ILF payment may be substituted with preservation credits available at the Sinking Creek parcel in Laurel County, Kentucky once the credits are documented and approved by the KDOW and USACE. A copy of the receipts for the ILF payments must be provided to this



office when the payment(s) has been made. Payment(s) can be paid incrementally in conjunction with the construction sections outlined by in the attached ILF table. A status letter shall be submitted to this office by December 31 of each year identifying the extent of the permitted work that has commenced and verification of the corresponding ILF payment(s). The payment(s) must be made in a timely manner, prior or concurrent with commencement of the permitted activities.

12. This permit does not authorize you to take any endangered species. In order to legally take a listed species, you must have separate authorization under the Endangered Species Act (ESA) (e.g., an ESA Section 10 permit, or a Biological Opinion (BO) under ESA Section 7, with "incidental take" provisions with which you must comply). The enclosed BO contains mandatory terms and conditions to implement the reasonable and prudent measures that are associated with "incidental take" specified in the BO. Your authorization under this permit is conditional upon your compliance with all of the mandatory terms and conditions associated with incidental take of the BO, which terms and conditions are incorporated by reference in this permit. Failure to comply with the terms and conditions associated with incidental take of the BO, where a take of the listed species occurs, would constitute an unauthorized take, and it would also constitute non-compliance with the NWP. The USFWS is the appropriate authority to determine compliance with the terms and conditions of its BO, and with the ESA.

13. You must allow representatives from this office to inspect the authorized activity at any time deemed necessary to ensure that it is being or has been accomplished in accordance with the terms and conditions of your permit.

14. Excess materials associated with the project shall be disposed of in an upland area. No material shall be disposed of in waters of the U.S. except for the filling authorized by the permit.





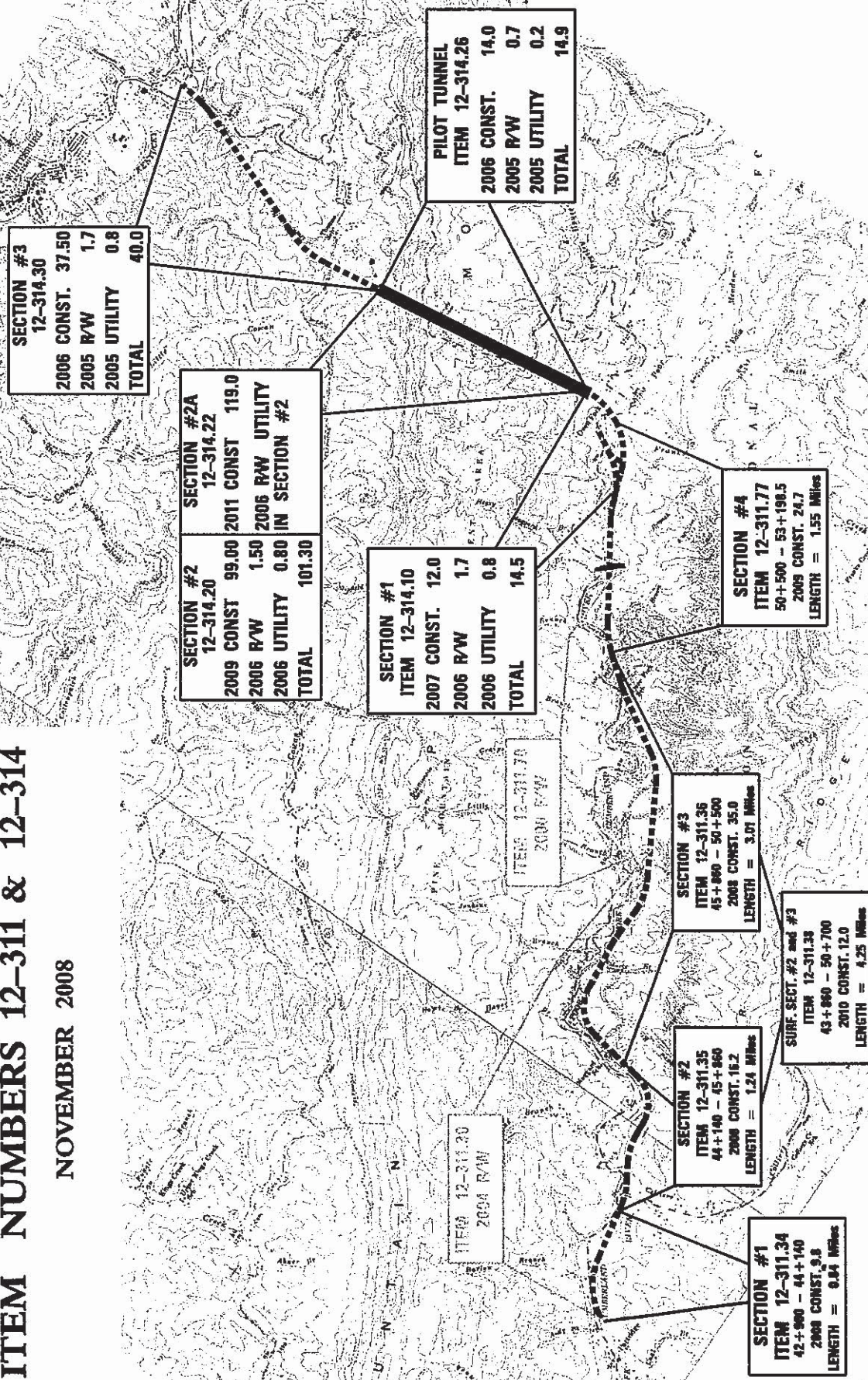
Kentucky Transportation	PROJECT: US 119 Reconstruction (Sections 1B, 1C, 2A)			STREAM: Pear Park Cumberland River	
	COUNTY: LETCHER	STATE: KENTUCKY	NEAR: Over Fork	[TEM: 12-311.35, .36, .73]	

FEB 03 2010

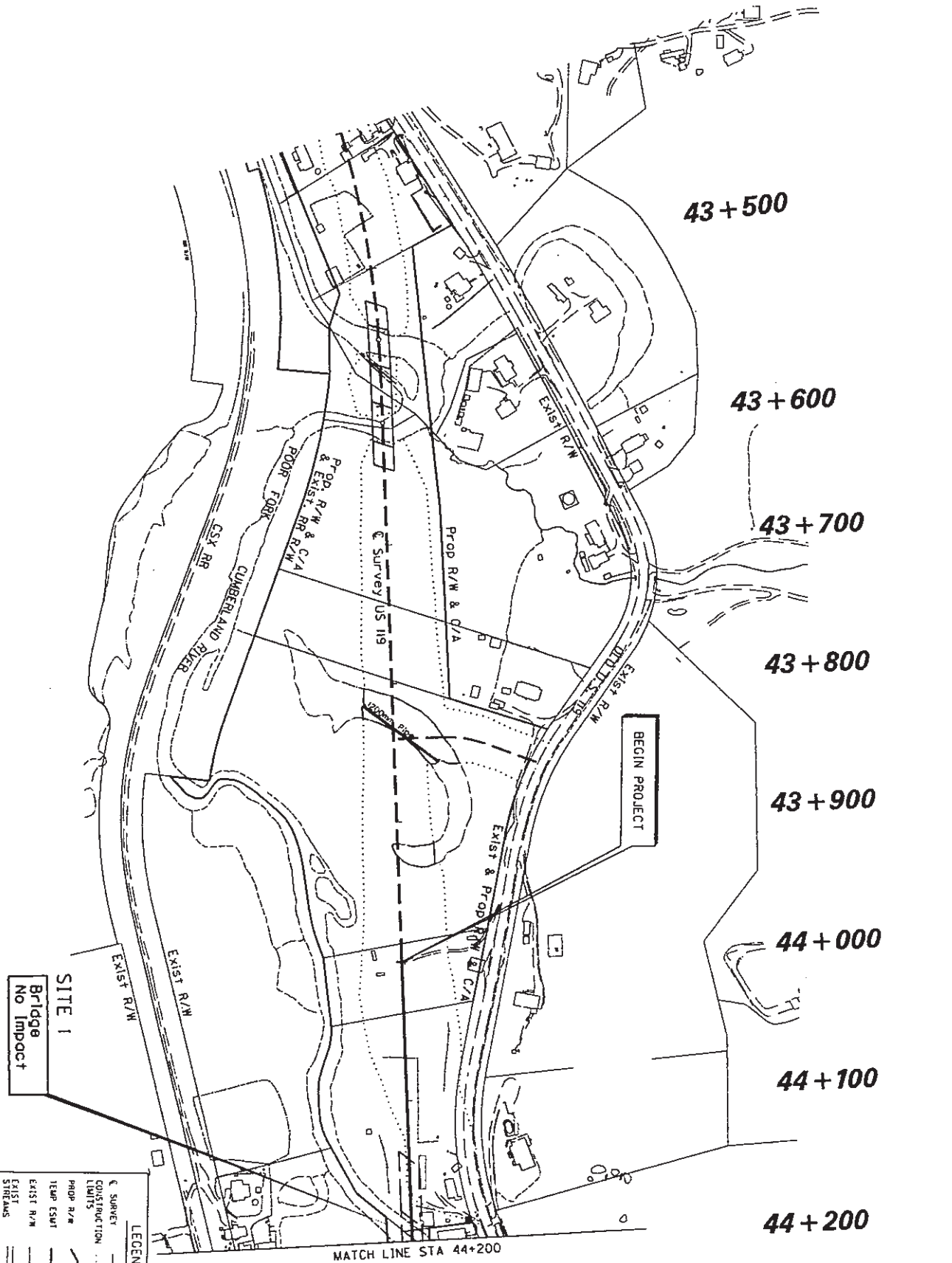


# CONSTRUCTION SECTIONS US 119 - LETCHER COUNTY ITEM NUMBERS 12-311 & 12-314

NOVEMBER 2008







**SITE 1**  
Bridge  
No Impact

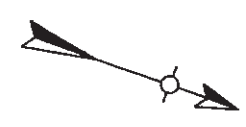
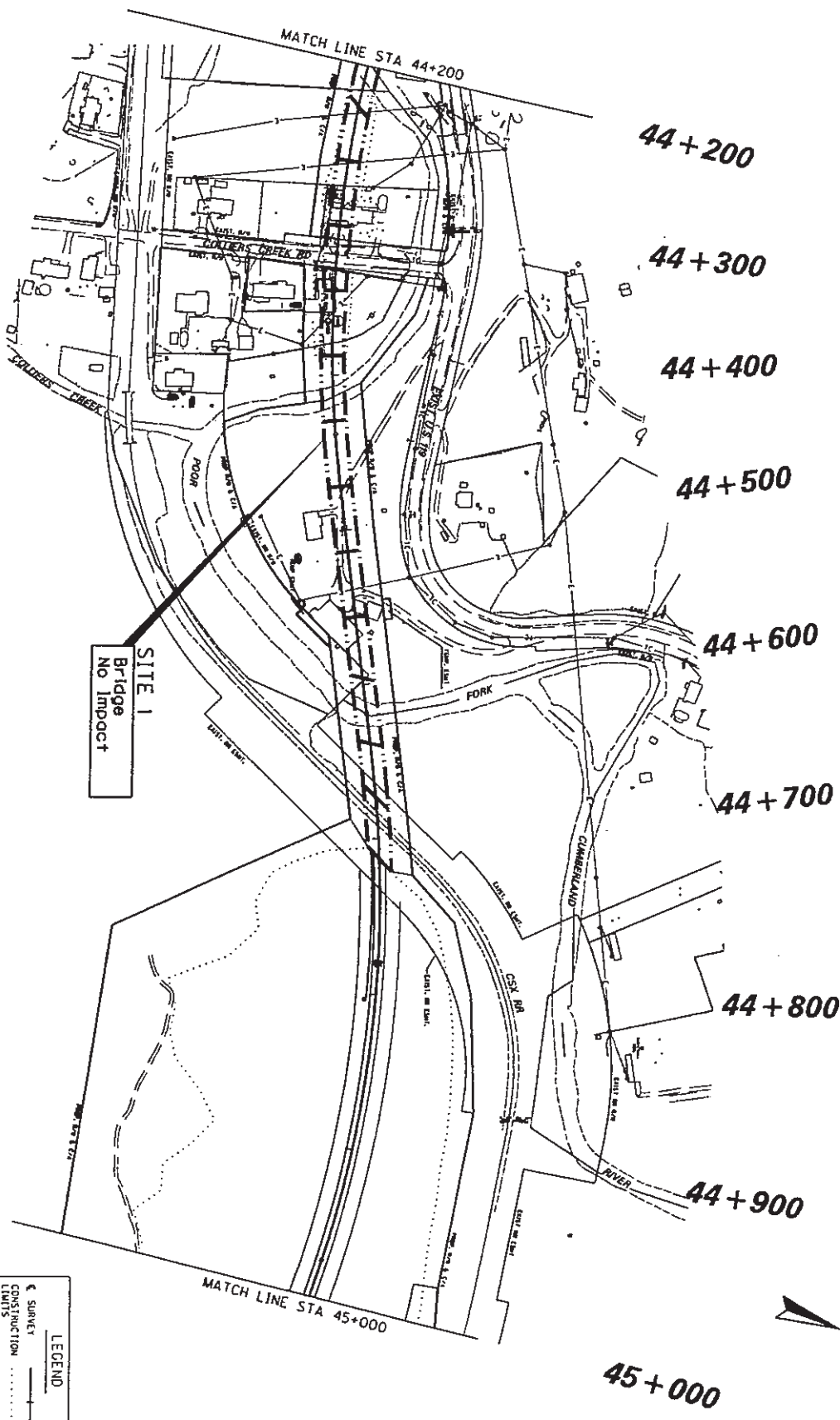


**LEGEND**

- SURVEY CONSTRUCTION LIMITS
- PROP R/W
- TEMP CSWT
- EXIST R/W
- EXIST STREAMS
- STREAM IMPACT
- TREES/SHRUBS
- DRAINAGE DITCH
- WETLAND

**METRIC SCALE**  
1:4000

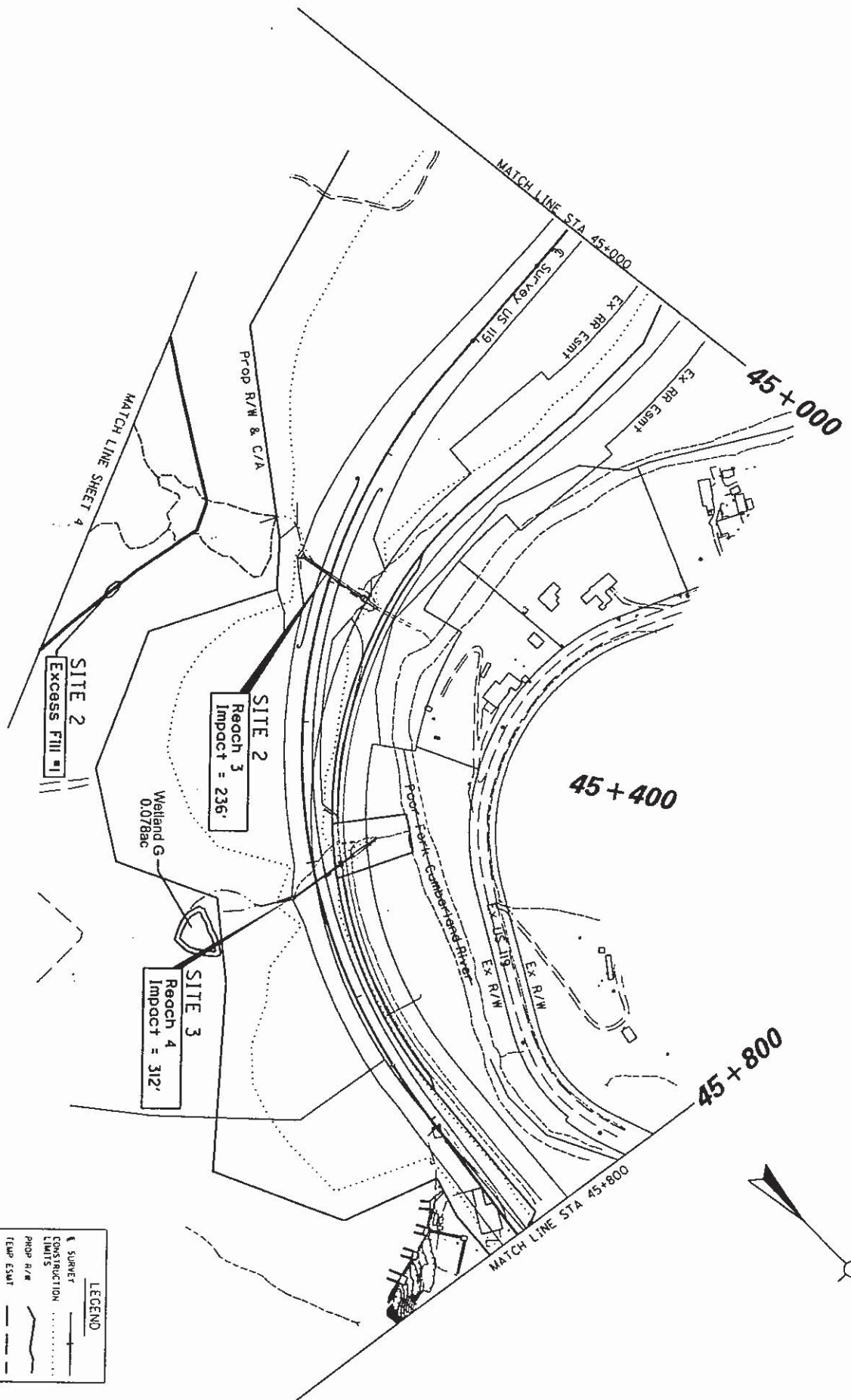
PROJECT: US 119 STA 44+200 TO STA 45+000	COUNTY: LETCHER	STATE: KENTUCKY	IMPACT SITE 1	ITEM: 12-311.35, .36, .73	PLAN SHEET 2
KENTUCKY Transportation					



**LEGEND**

—	SURVEY
—	CONSTRUCTION
---	LIMITS
---	PROP R/W
---	TEMP ESWT
---	EXIST R/W
---	EXIST
---	STREAMS
---	STREAM IMPACT
---	TREES/SHRUBS
---	DRAINAGE DITCH
---	WETLAND

METRIC SCALE  
1:4000



SITE 2  
Excess Fill

SITE 2  
Reach 3  
Impact = 236'

SITE 3  
Reach 4  
Impact = 312'

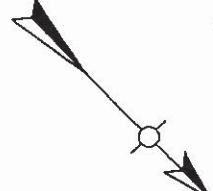
Wetland G  
0.078ac

Prop R/W & C/A

MATCH LINE SHEET 4

MATCH LINE STA 45+000

MATCH LINE STA 45+800

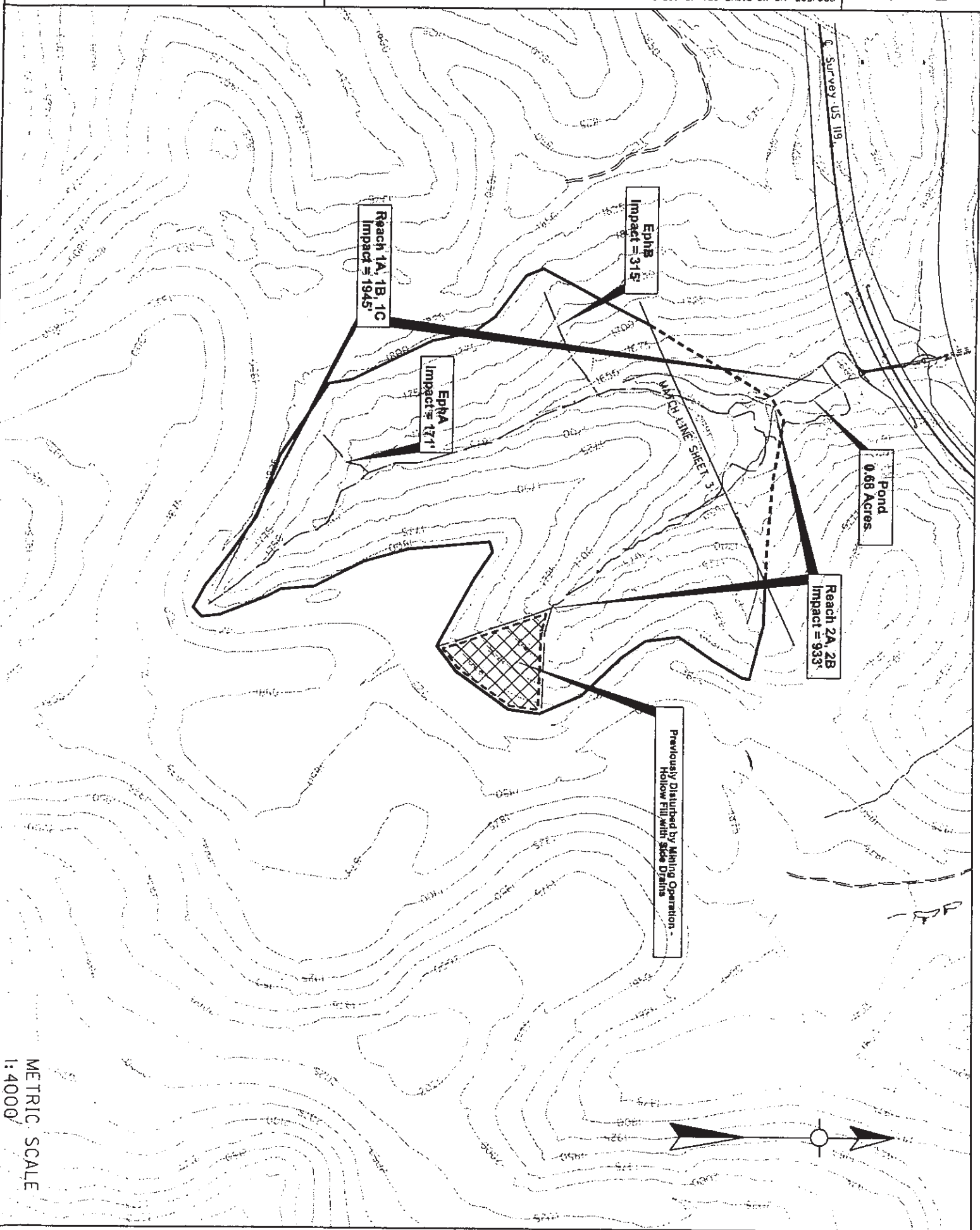


LEGEND

- EX SURVEY CONSTRUCTION LIMITS
- PROP R/W
- TEMP ESMT
- EXIST R/W
- EXIST
- STREAMS
- STREAM IMPACT
- TREES/SHRUBS
- DRAINAGE DITCH
- WETLAND

METRIC SCALE  
1:4000

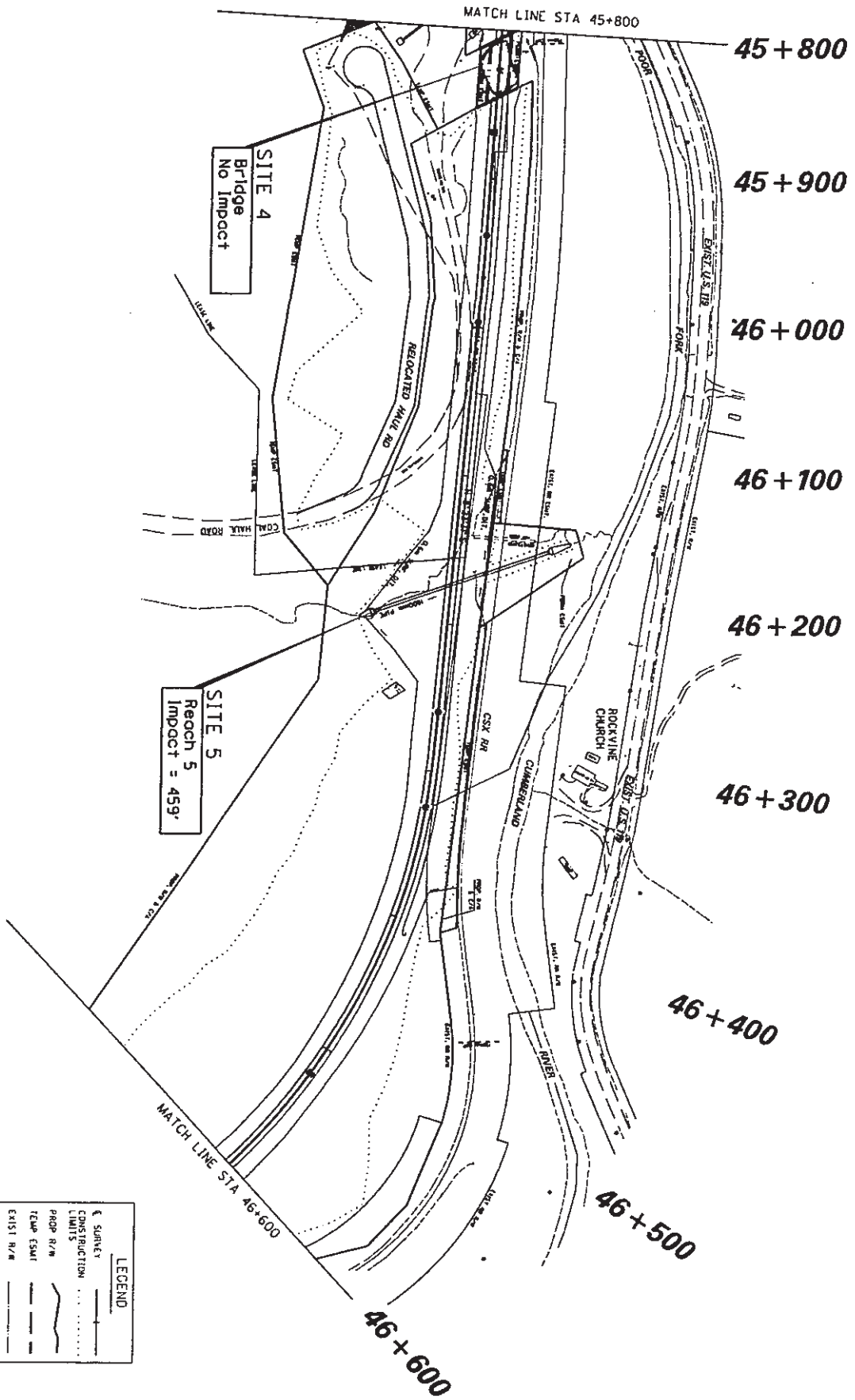




METRIC SCALE  
1:4000'

PROJECT: US 119 STA 45+800 TO 46+600

STREAM: Poor Fork & Maggard Branch



LEGEND

EXIST. SURVEY	---
CONSTRUCTION LIMITS	----
PROP. R/W	.....
TEMP. ESWT	- - - -
EXIST. R/W	.....
EXIST. STREAMS	~~~~~
STREAM IMPACT	~~~~~
TREES/SHRUBS	~~~~~
DRAINAGE DITCH	~~~~~
WETLAND	~~~~~

METRIC SCALE  
1:4000

MATCH LINE STA 46+600

46+600

46+700

46+800

46+900

47+000

47+100

47+200

47+300

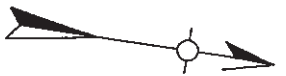
47+400

MATCH LINE STA 47+400

SITE 6  
Excess Fill #2

SITE 6  
Reach 10  
Impact = 261'


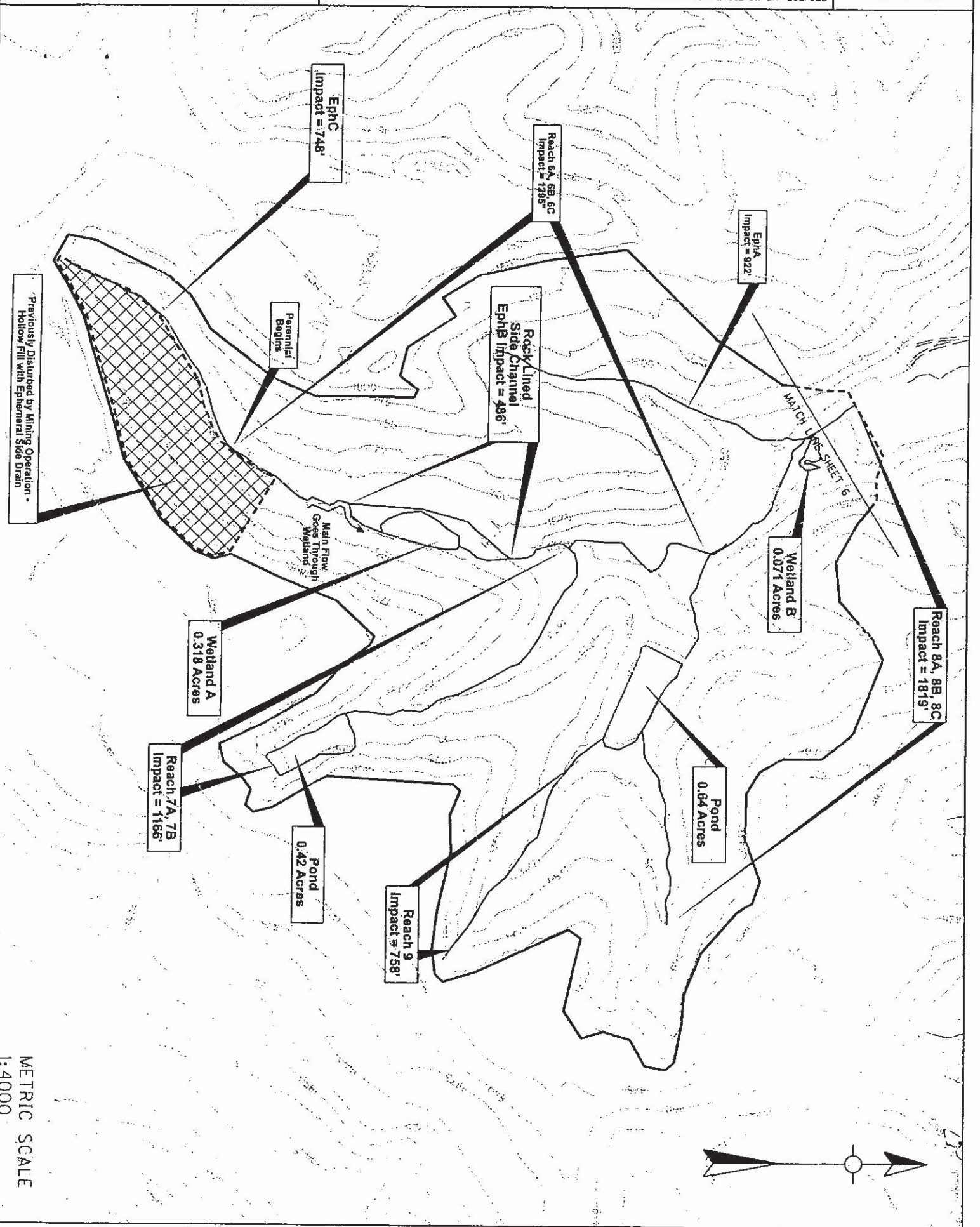
MATCH LINE SHEET 7



LEGEND

- Survey
- Construction Limits
- Prop R/W
- Temp ESUT
- Exist R/W
- Exist Stream
- Stream Impact
- Trees/Shrubs
- Drainage Ditch
- Wetland

METRIC SCALE  
1:4000



METRIC SCALE  
1:4000



PROJECT: US 119 STA 47+400 TO 48+200

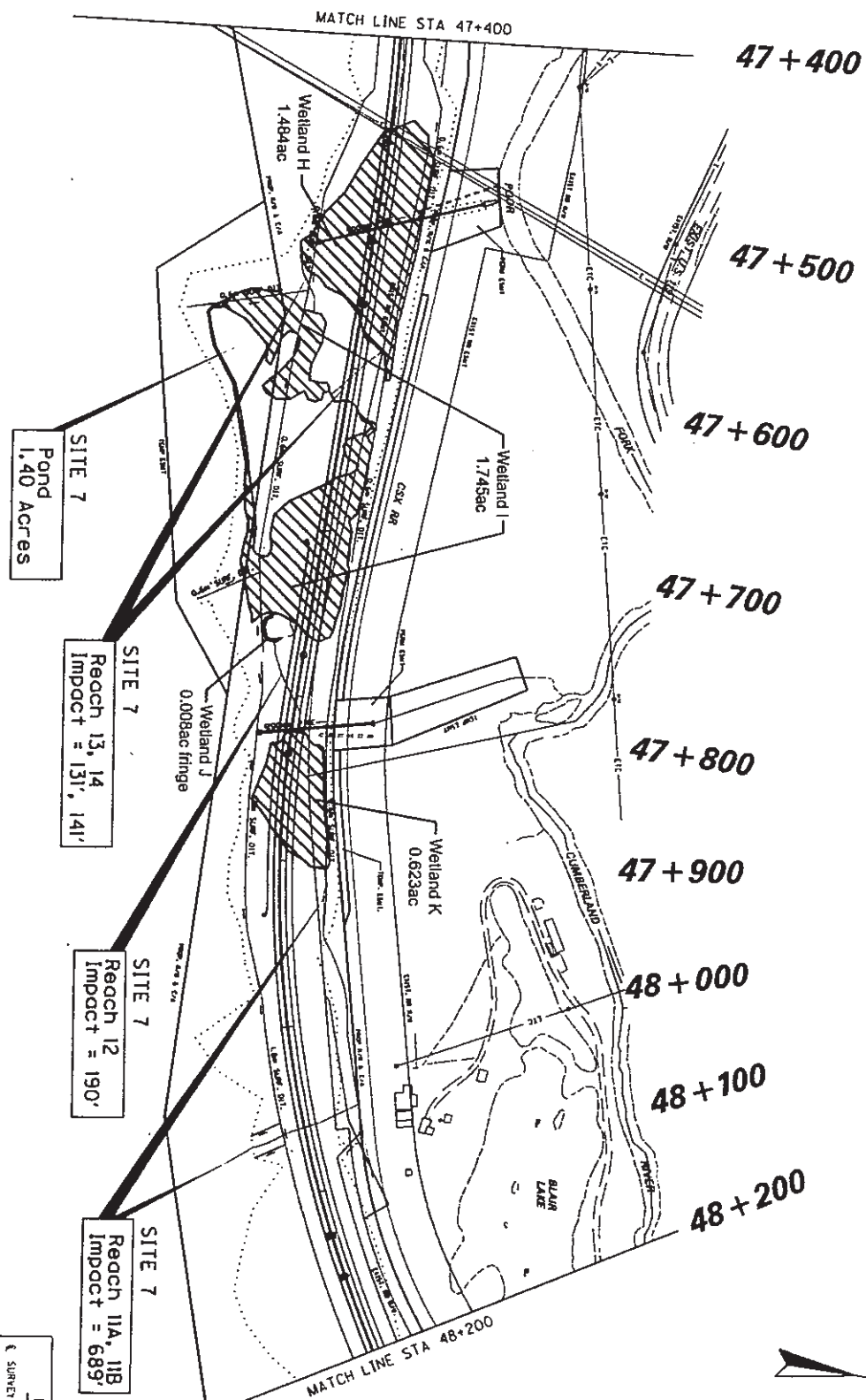
COUNTY: LETCHER

STATE: KENTUCKY

IMPACT SITE 7

ITEM: 12-311.35, .36, .73

STREAM: Poor Fork Cumberland River



LEGEND

	SURVEY
	CONSTRUCTION LIMITS
	PROP. R/W
	TEMP. ESWT
	EXIST. R/W
	EXIST. STREAM
	STREAM IMPACT
	TREES/SHRUBS
	DRAINAGE DITCH
	WETLAND

METRIC SCALE  
1:4000

COUNTY: LETCHER

STATE: KENTUCKY

IMPACT SITES 8 & 9

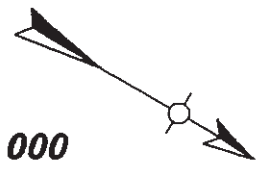
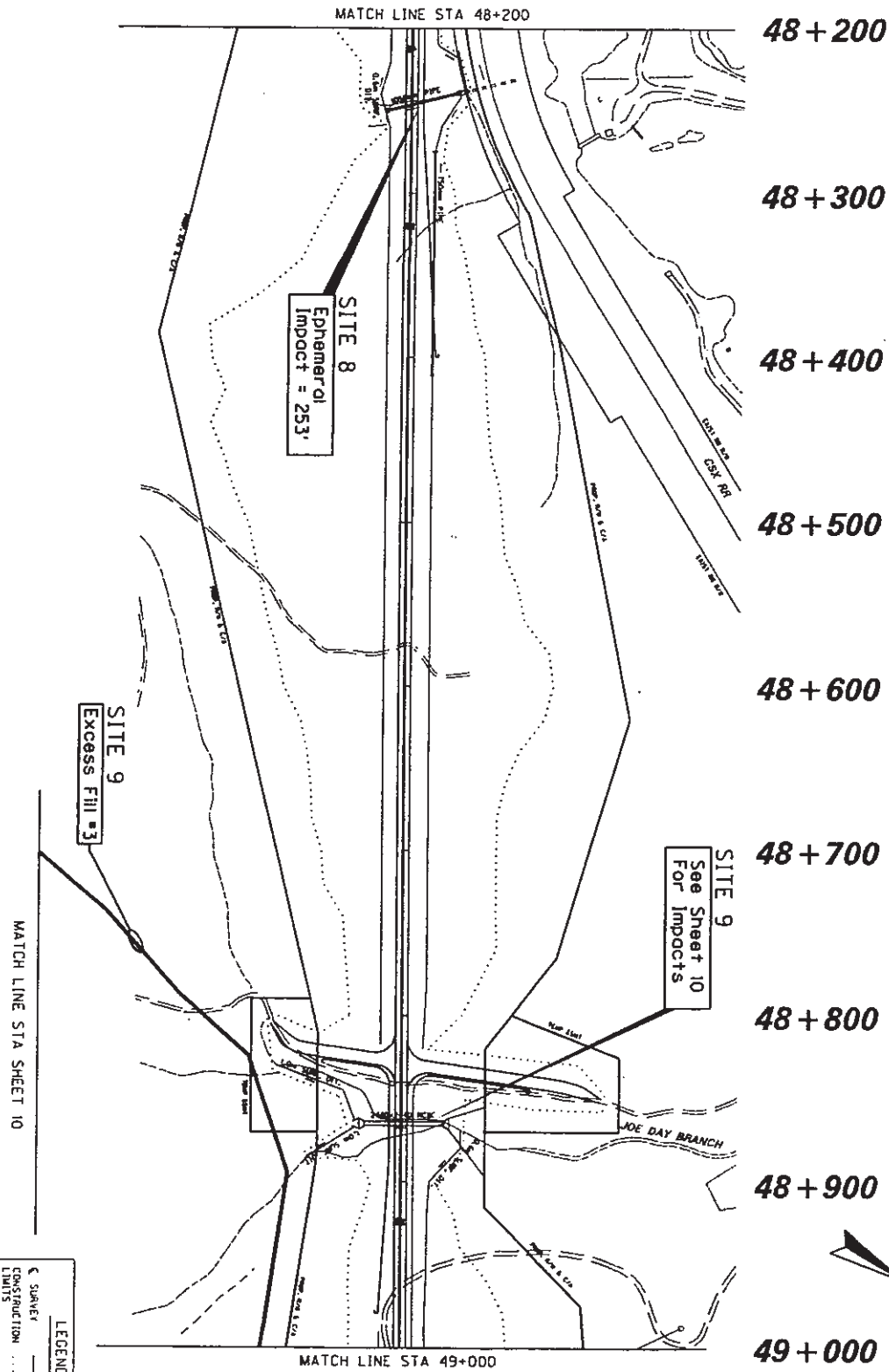
ITEM: 12-311, 35, .36, .73

PLAN SHEET 9

ADP 1191(043)

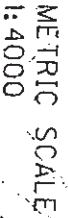
STREAM: Poor Fork & Joe Day Branch

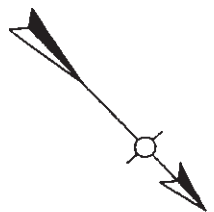
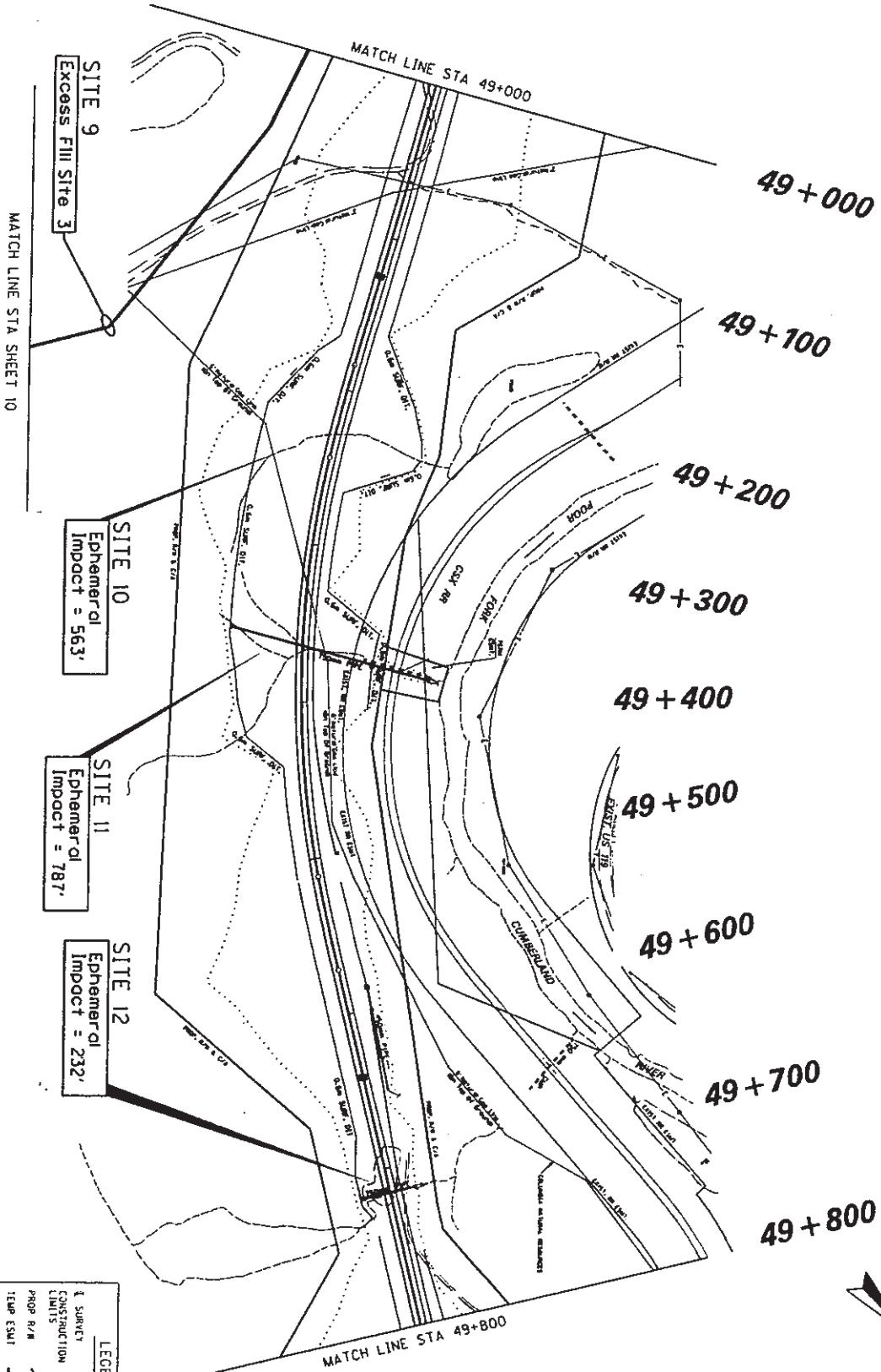
PROJECT: US 119 STA 48+200 to 49+000



LEGEND	
§ SURVEY CONSTRUCTION LIMITS	---
PROP R/W	---
TEMP ESM	---
EXIST R/W	---
EXIST STREAMS	---
STREAM IMPACT	---
TREES/SHRUBS	---
DRAINAGE DITCH	---
WETLAND	---

METRIC SCALE  
1:4000



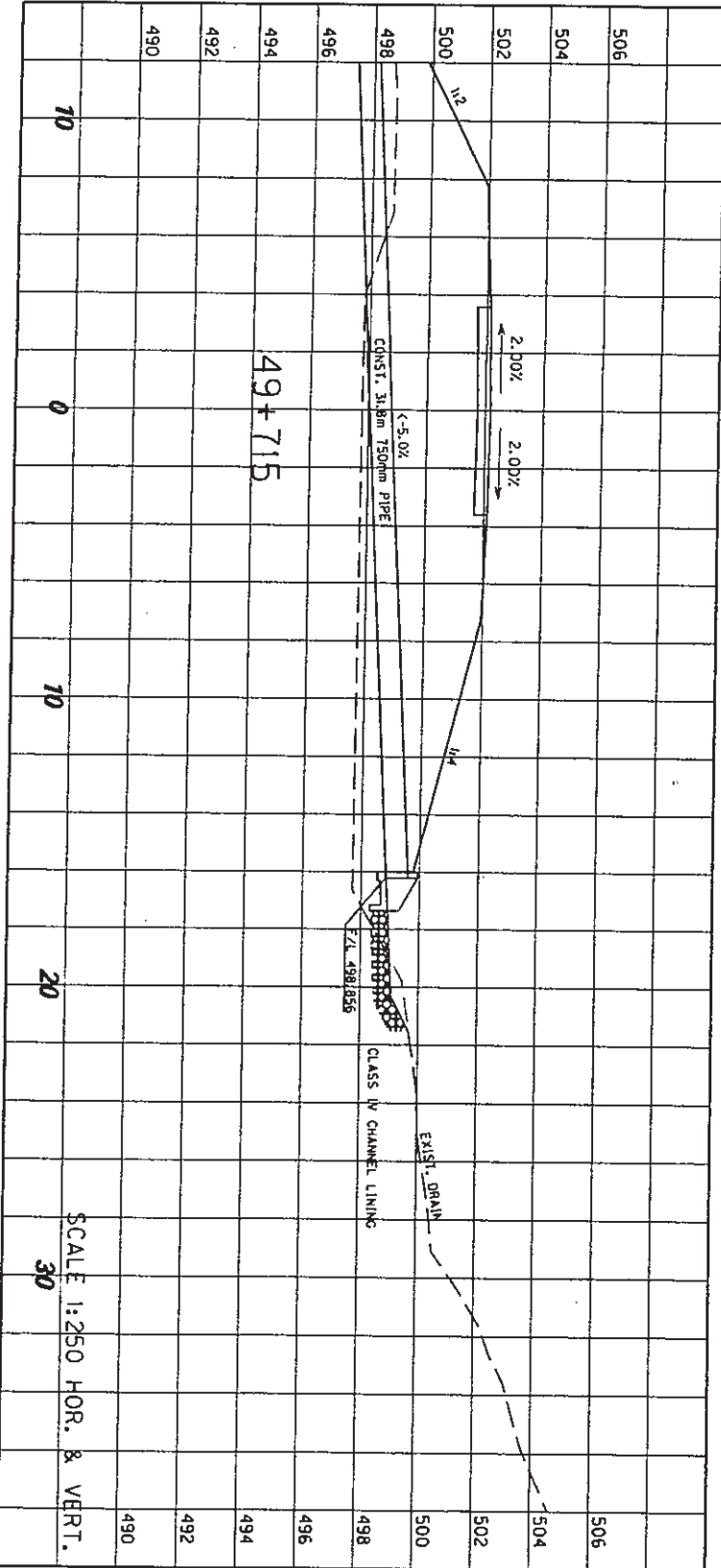
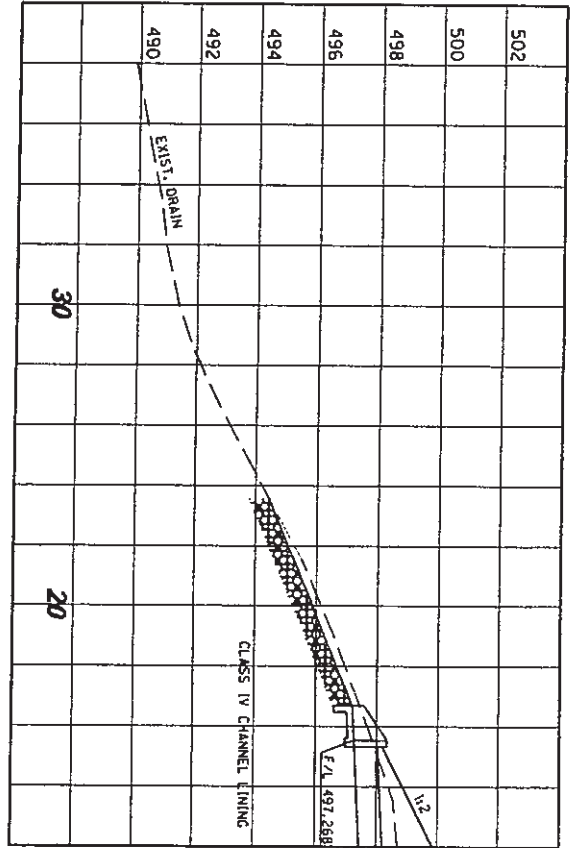


LEGEND

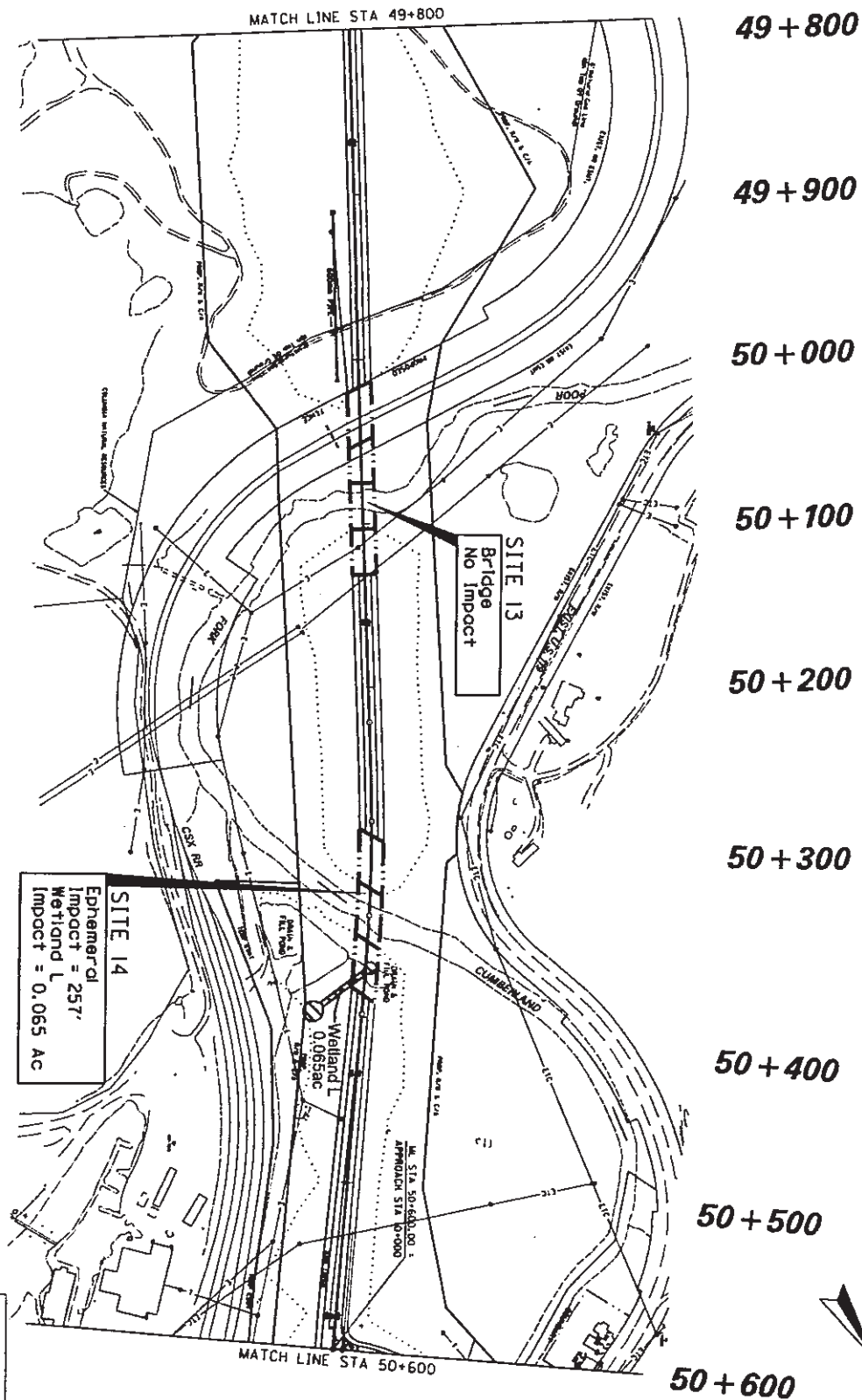
—+—	SURVEY
—+—	CONSTRUCTION
—+—	LIMITS
—+—	PROP. R/W
—+—	TEMP. ESM
—+—	EXIST. R/W
—+—	EXIST. STREAM
—+—	STREAM
—+—	IMPACT
—+—	TREES/SHRUBS
—+—	DRAINAGE DITCH
—+—	WELL AND

METRIC SCALE  
1:4000





SCALE 1:250 HOR. & VERT.



LEGEND

CONSTRUCTION LIMITS	---
PROP. R/W	---
TEMP. ESM	---
EXIST. R/W	---
EXIST. STREAMS	---
STREAM IMPACT	---
TREES/SHRUBS	---
DRAINAGE DITCH	---
WETLAND	---

METRIC SCALE  
1:4000

Kentucky  
Transportation

PROJECT: US 119 STA 50+600 TO 51+400

STREAM: Poor Fork & Brown Branch

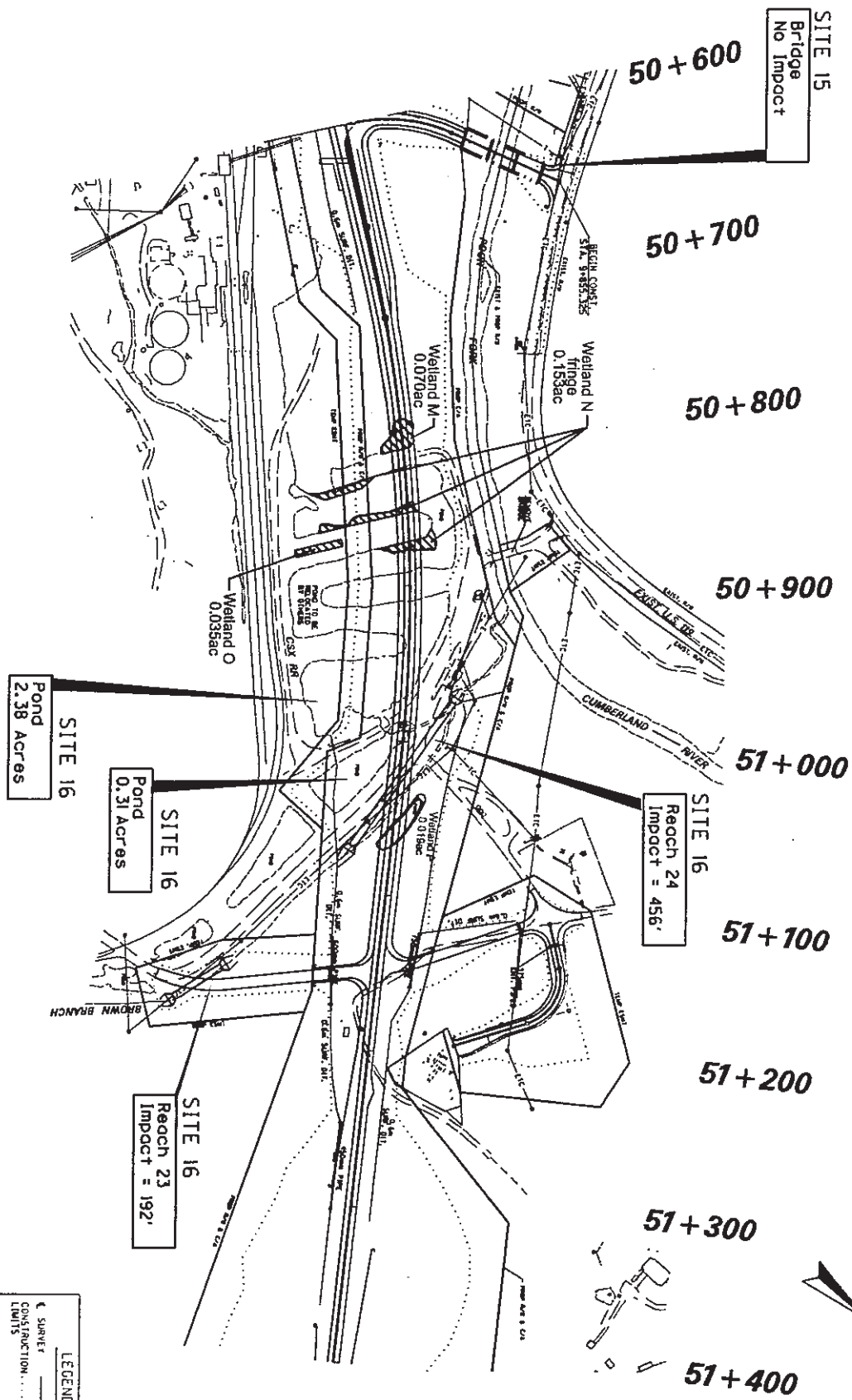
COUNTY: LETCHER

STATE: KENTUCKY

IMPACT SITES 15 & 16

ITEMS: 12-311, 35, 36, 37, 38

PLAN SHEET 1191(04)



SITE 15  
Bridge  
No Impact

SITE 16  
Reach 24  
Impact = 456'

SITE 16  
Reach 23  
Impact = 192'

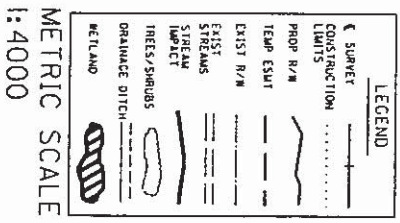
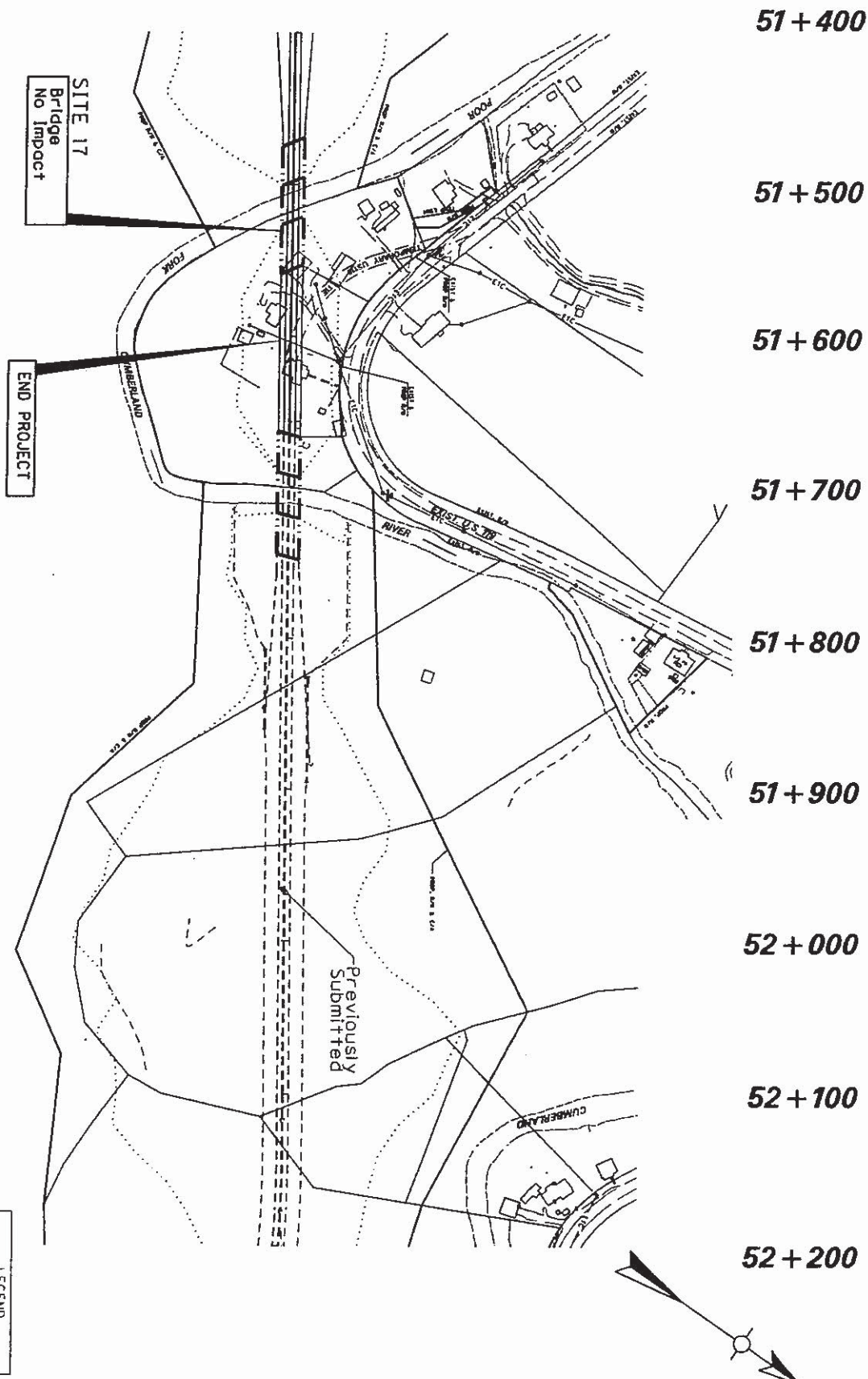
SITE 16  
Pond  
2.38 Acres

SITE 16  
Pond  
0.31 Acres

LEGEND	
—	SURVEY LIMITS
—	CONSTRUCTION LIMITS
—	PROP. R/W
—	TEMP. ESMIT
—	EXIST. R/W
—	EXIST. STREAMS
—	STREAM IMPACT
—	TREES/SHRUBS
—	DRAINAGE DITCH
—	WETLAND

METRIC SCALE  
1:4000





## SUMMARY OF IMPACTS

Item No. 12-311.35/.36/.77

1. Sta. 44+426.5 – Construct a 14-span bridge (1900' in length), over Poor Fork; a **perennial** stream. **No permanent impact to the waters is expected.** A temporary low-water crossing may be utilized during construction (a typical drawing is enclosed). The crossing and pipe openings will be configured to pass a 2-year storm without overtopping, checked for a 5-year to assure that no increase in the water surface will damage adjoining property, and the disturbed area will be returned to pre-construction contours. The drainage area affected is **44.7 sq.miles.** The site is located at N37-00-54, W82-52-53. (Nationwide Permit No. 33)
2. Sta. 45+295.6 and Excess Fill Site #1 (EF#1) – Develop Excess Fill Site #1 upstream of a mainline box culvert, on a **perennial** tributary to Poor Fork. EF#1 requires the draining of a **0.68 acre sediment pond** and filling of two **perennial** streams of **1945'** (Reach 1A, 1B, 1C, and 321' assumed thru pond) and **933'** (Reach 2A, 2B, and 103' thru pond). Additionally, fill **486'** of **ephemeral** tributaries (Eph.A and B) and two existing hollow-fill rock drains. Downstream of the pond construct 160' of 5'X 4' box culvert (Sta. 45+295.6), with 16' of inlet and 36' of outlet channel improvements; replacing **236'** of **perennial** stream (Reach 3). The impact to waters is **0.248 acres** of **perennial** and **0.033 acres** of **ephemeral** channel. The drainage area affected is **148 acres.** The site is located at N37-01-04, W82-52-21. (Individual Permit)
3. Sta. 45+513.9 – Construct 155' of pipe culvert, with 44' of inlet and 49' of outlet channel improvement; on an **intermittent** tributary (Reach 4) to Poor Fork. This is below an active sediment pond with wetlands (Wetland G) that will not be impacted. This replaces **312'** of existing channel. The impact to waters is **0.007 acres.** The drainage area affected is **25 acres.** The site is located at N37-01-09, W82-52-15. (Nationwide Permit No. 14)
4. Sta. 45+830 – Construct a single span bridge (133' in length) over a sediment pond. **No impact to waters is expected** and a low-water crossing should not be required. This is listed for clarification purposes. (Non-jurisdictional)
5. Sta. 46+173.7 – Construct 396' of pipe culvert, with 26' of inlet and 39' of outlet channel improvement; on Maggard Branch, a **perennial** tributary (Reach 5) to Poor Fork. This replaces **459'** of existing channel and 144' of existing culvert to be abandoned in place. The impact to waters is **0.032 acres.** The drainage area affected is **166 acres.** The site is located at N37-01-28, W82-52-11. (Nationwide Permit No. 14, Individual WQC)

FEB 03 2010



6. Sta. 47+156.1 and Excess Fill Site #2 (EF#2) – Develop Excess Fill Site #2 upstream of a mainline box culvert; on Roberts Branch, a **perennial** tributary to Poor Fork. EF#2 requires the draining of **two ponds (0.42 and 0.64 acres in size)** and filling of **two wetlands of 0.318 acres (Wetland A) and 0.071 acres (Wetland B)**. Additionally, fill **three perennial** streams of **1295'** (Reach 6A, 6B and 6C), **1166'** (Reach 7A, 7B and 273' assumed thru pond), and **1819'** (Reach 8A, 8B, 8C and 315' assumed thru pond). Also, fill **758'** of **intermittent** tributary (Reach 9), and **2156'** of **ephemeral** tributaries (Eph.A, B and C). Downstream of the fill site (approximately 1055') on Roberts Branch, construct 220' of 8'X 6' box culvert extension (Sta. 47+156.1), with 33' of inlet channel improvement; replacing **261'** of existing **perennial** channel (Reach 10). The impact to waters is **0.401 acres of perennial, 0.017 acres of intermittent, 0.087 acres of ephemeral, and 0.389 acres of wetlands**. The drainage area affected is **407 acres**. The site is located at N37-01-47, W82-51-40. (Individual Permit, WQC)
  
7. Sta. 47+400 to 48+060 – Upstream to downstream: construct 786' of roadside drainage channel to a 213' pipe culvert at Sta. 47+821 (which has 252' of outlet channel improvement to Poor Fork), then continuing with 952' of roadside drainage channel to a 321' pipe culvert at Sta. 47+516, with 23' of outlet channel; on a **perennial** tributary to Poor Fork. This replaces **689'** of **perennial** stream (Reach 11A, 11B) that flows along a railroad to a **0.623 wetland (Wetland K)** to be filled. This is connected by **190'** of **perennial** channel (Reach 12) to a **0.02 acre pond (49' of assumed length)** with **0.008 acres of wetland (Wetland J)**, all to be drained and filled. Immediately downstream is another pond, with **1.40 acres** of open waters (**472'** of assumed length) and **1.745 acres of wetland (Wetland I)**, to be drained and filled. This continues downstream via **two perennial** streams of **131'** and **141'** (Reach 13 and 14) to a **1.484 acre wetland (Wetland H)** to be filled. The total impact to waters is **0.074 acres of perennial stream and 3.860 acres of wetlands**. The drainage area affected is **176 acres**. The site is located (midpoint) at N37-01-47, W82-51-21. (Individual Permit, WQC).
  
8. Sta. 48+247 – Construct 142' of pipe culvert, with 8' of inlet and 19' of outlet channel improvement; on an **ephemeral** tributary to a pond along the Poor Fork. This replaces **253'** of existing channel. The impact to waters is **0.018 acres**. The drainage area affected is **27 acres**. The site is located at N37-01-50, W82-50-59. (Nationwide Permit No. 14)
  
9. Sta. 48+865 and Excess Fill Site #3 (EF#3) – Develop Excess Fill Site #3 upstream of a mainline box culvert, on Joe Day Branch, a **perennial** tributary to Poor Fork. EF#3 and the culvert (Sta. 48+865) require the draining of **three ponds (0.44, 0.82 and 0.33 acres in size)** and filling of **four wetlands of 0.046 acres (Wetland C), 0.011 acres (Wetland D), 0.032 acres (Wetland E) and 0.045 acres (Wetland F)**. Additionally, fill **five perennial** streams of **2662'** (Reach 15A, 15B, 16A, 16B, 16C and 149' assumed thru pond), **689'** (Reach 17 and 223' assumed thru pond), **755'** (Reach 18), **1309'** (Reach 19A, 19B), and **2207'** (Reach 20A, 20B, 20C, and 364' assumed thru pond). Also, fill **1437'** of **intermittent** (Reach 21A, 21B, 22 and 157' assumed thru



- pond), and **69'** of **ephemeral** tributaries. The impact to waters is **0.939 acres** of **perennial**, **0.090 acres** of **intermittent**, **0.008 acres** of **ephemeral**, and **0.134 acres** of **wetlands**. The drainage area affected is **816 acres**. The site is located at N37-01-59, W82-50-35. (Individual Permit, WQC).
10. Sta. 49+230 – Fill **563'** of an **ephemeral** tributary to a pond. The impact to waters is **0.047 acres**. The drainage area affected is **17 acres**. The site is located at N37-02-06, W82-50-25. (Nationwide Permit No. 14)
  11. Sta. 49+364.5 – Construct 415' of pipe culvert, with 223' of inlet and 26' of outlet channel improvement; on an **ephemeral** tributary to Poor Fork. This replaces **410'** of main channel and **45'** of existing culvert, and two additional **ephemeral** tributaries totaling **377'**. The impact to waters is **0.037 acres**. The drainage area affected is **28 acres**. The site is located at N37-02-08, W82-50-19. (Nationwide Permit No. 14)
  12. Sta. 49+715 – Drain a **0.02 acre pond**, and construct 104' of pipe culvert, with 95' of inlet and 23' of outlet channel; on an **ephemeral** tributary to Poor Fork. This replaces **232'** of existing channel (124' is assumed thru the pond). The impact to waters is **0.015 acres** of **ephemeral**. The drainage area affected is **19 acres**. The site is located at N37-02-16, W82-50-11. (Nationwide Permit No. 14)
  13. Sta. 50+074 – Construct a 4-span bridge (374' in length) over Poor Fork; a **perennial** stream. **No permanent impact to the waters is expected**. A temporary low-water crossing may be utilized during construction (a typical drawing is enclosed). The crossing and pipe openings will be configured to pass a 2-year storm without overtopping, checked for a 5-year to assure that no increase in the water surface will damage adjoining property, and the disturbed area will be returned to pre-construction contours. The drainage area affected is **31.7 sq.miles**. The site is located at N37-02-27, W82-50-03. (Nationwide Permit No. 33)
  14. Sta. 50+340 –Construct a 3-span bridge (280' in length) over Poor Fork, a **perennial** stream. This requires the draining and filling of **two ponds (0.40 and 0.04 acres** in size) connected by **58'** of **ephemeral** channel. There will also be **0.065 acres** of **wetlands** (Wetland L), located between the ponds, that will be filled. This replaces **257'** of **ephemeral** channel (199' assumed thru ponds). **No permanent impact to Poor Fork is expected**. A temporary low-water crossing may be utilized during construction (a typical drawing is enclosed). The crossing and pipe openings will be configured to pass a 2-year storm without overtopping, checked for a 5-year to assure that no increase in the water surface will damage adjoining property, and the disturbed area will be returned to pre-construction contours. The impact to waters is **0.014 acres** of **ephemeral** channel and **0.065 acres** of **wetlands**. The drainage area affected is **31.5 sq.miles**. The site is located at N37-02-34, W82-49-57. (Nationwide Permit No. 14 and 33)
  15. Left Sta. 50+600 (Approach Rd. Sta. 9+985.2) – Construct a 3-span bridge (177' in length) over Poor Fork, a **perennial** stream. **No permanent impact to the waters is**

- expected.** A temporary low-water crossing may be utilized during construction (a typical drawing is enclosed). The crossing and pipe openings will be configured to pass a 2-year storm without overtopping, checked for a 5-year to assure that no increase in the water surface will damage adjoining property, and the disturbed area will be returned to pre-construction contours. The drainage area affected is **31.2 sq.miles**. The site is located at N37-02-43, W82-49-52. (Nationwide Permit No. 33)
16. Sta. 50+760 to Right Sta. 51+170 – Drain and fill **four ponds**, three with **wetlands**, and construct two culverts on Brown Branch, a **perennial stream**. On Brown Branch (Reach 23 and 24), construct a 119' box culvert (Sta. 51+170) upstream of a 368' box culvert (Sta. 51+024). This replaces **192'** and **456'** respectively, of channel. South of the stream, drain a **0.070 acre pond/wetland** (Wetland M) that is connected to a **2.38 acre pond**, with **0.153 acres of wetlands** (Wetland N), to be drained. This is connected to a **0.31 acre pond** to be drained; which is connected to Brown Branch via a 70' pipe culvert. Another **0.035 acres of wetlands** (Wetland O) will also be filled. This replaces **1235'** of **assumed perennial** stream length. North of the stream, drain a **0.09 acre pond**, including **0.019 acres of wetland** (Wetland P). The total impact to waters is **0.336 acres of perennial** channel and **0.277 acres of wetlands**. The drainage area affected is **882 acres**. The site is located at N37-02-50, W82-49-39. (Individual Permit, WQC)
17. Sta. 51+515.5 – Construct a 3-span bridge (266' in length) over Poor Fork, a **perennial stream**. **No permanent impact to the waters is expected.** A temporary low-water crossing may be utilized during construction (a typical drawing is enclosed). The crossing and pipe openings will be configured to pass a 2-year storm without overtopping, checked for a 5-year to assure that no increase in the water surface will damage adjoining property, and the disturbed area will be returned to pre-construction contours. The drainage area affected is **27.8 sq.miles**. The site is located at N37-02-59, W82-49-22. (Nationwide Permit No. 33)

NOTE: Because of the length of impacts, some streams were assessed more than once. This is indicated by a "A, B, C, etc." suffix.



Section 2 ILF Stations 44+140 to 45+860	Item No. 12-0311.35	
	Roadway Impacts	\$ 66,848.40
	Excess Material Site - Poor Fork	\$ 747,704.70
	Total	\$ 814,553.10
Section 3 ILF Stations 45+860 to 50+500	Item No. 12-0311.36	
	Roadway Impacts	\$ 855,320.85
	Excess Material Site - Roberts Branch	\$ 1,065,017.25
	Excess Material Site - Joe Day Branch	\$ 2,116,479.45
	Total	\$ 4,036,817.55
Section 4 ILF Stations 50+500 to 53+198.5	Item No. 12-0311.77	
	Roadway Impacts	\$ 401,850.00
	Excess Material Site - Brown Branch	\$ 0.00
	Total	\$ 401,850.00
	Total ILF Payment	\$ 5,253,220.65

ILF TABLE BREAKOUT



12-0311.35/.36/.77 - US 119 Reconstruction - Letcher County, KY

KyTC BMP Plan for Project PCN ## - #####



**Kentucky Transportation Cabinet**

**Highway District 12**

**And**

\_\_\_\_\_ **(2), Construction**

**Kentucky Pollutant Discharge Elimination System**

**Permit KYR10**

**Best Management Practices (BMP) plan**

**Groundwater protection plan**

**For Highway Construction Activities**

**For**

**[Project Description] Harlan-Whitesburg; Pine  
Mountain; Partridge to Oven Fork Section 4.**

**Project: PCN ## - #####**

**SYP Item Number: 12-311.77**

## KyTC BMP Plan for Project PCN ## - ####

### Project information

Note – (1) = Design (2) = Construction (3) = Contractor

1. Owner – Kentucky Transportation Cabinet, District 12
2. Resident Engineer: (2)
3. Contractor name: (2)  
Address: (2)  
  
Phone number: (2)  
Contact: (2)  
Contractors agent responsible for compliance with the KPDES permit requirements (3):
4. Project Control Number (2)
5. Route (Address) US 119
6. Latitude/Longitude (project mid-point) 37.050655, -82.820095
7. County (project mid-point) Letcher
8. Project start date (date work will begin): (2)
9. Projected completion date: (2)



## KyTC BMP Plan for Project PCN ## - ####

### A. Site description:

1. Nature of Construction Activity (from letting project description) Harlan-Whitesburg; Pine Mountain; Partridge to Oven Fork Section 4; US-119 Relocation from 0.1 Mile West of Brown Branch to 0.15 Mile West of KY-806 at Oven Fork including Approach to Existing US-119.
2. Order of major soil disturbing activities (2) and (3)
3. Projected volume of material to be moved 5,148,518 cubic yards
4. Estimate of total project area (acres) 87 acres
5. Estimate of area to be disturbed (acres) 87 acres
6. Post construction runoff coefficient will be included in the project drainage folder. Persons needing information pertaining to the runoff coefficient will contact the resident engineer to request this information. No additional data.
7. Data describing existing soil condition No additional data.
8. Data describing existing discharge water quality (if any) No additional data
9. Receiving water name Poor Fork of Cumberland River
10. TMDLs and Pollutants of Concern in Receiving Waters: (1 DEA)
11. Site map – Project layout sheet plus the erosion control sheets in the project plans that depict Disturbed Drainage Areas (DDAs) and related information. These sheets depict the existing project conditions with areas delineated by DDA (drainage area bounded by watershed breaks and right of way limits), the storm water discharge locations (either as a point discharge or as overland flow) and the areas that drain to each discharge point. These plans define the limits of areas to be disturbed and the location of control measures. Controls will be either site specific as designated by the designer or will be annotated by the contractor and resident engineer before disturbance commences. The project layout sheet shows the surface waters and wetlands.
12. Potential sources of pollutants:

## KyTC BMP Plan for Project PCN ## - ####

The primary source of pollutants is solids that are mobilized during storm events. Other sources of pollutants include oil/fuel/grease from servicing and operating construction equipment, concrete washout water, sanitary wastes and trash/debris. (3)

### **B. Sediment and Erosion Control Measures:**

1. Plans for highway construction projects will include erosion control sheets that depict Disturbed Drainage Areas (DDAs) and related information. These plan sheets will show the existing project conditions with areas delineated by DDA within the right of way limits, the discharge points and the areas that drain to each discharge point. Project managers and designers will analyze the DDAs and identify Best Management Practices (BMPs) that are site specific. The balance of the BMPs for the project will be listed in the bid documents for selection and use by the contractor on the project with approval by the resident engineer.

Projects that do not have DDAs annotated on the erosion control sheets will employ the same concepts for development and managing BMP plans.

2. Following award of the contract, the contractor and resident engineer will annotate the erosion control sheets showing location and type of BMPs for each of the DDAs that will be disturbed at the outset of the project. This annotation will be accompanied by an order of work that reflects the order or sequence of major soil moving activities. The remaining DDAs are to be designated as "Do Not Disturb" until the contractor and resident engineer prepare the plan for BMPs to be employed. The initial BMP's shall be for the first phase (generally Clearing and Grubbing) and shall be modified as needed as the project changes phases. The BMP Plan will be modified to reflect disturbance in additional DDA's as the work progresses. All DDA's will have adequate BMP's in place before being disturbed.
3. As DDAs are prepared for construction, the following will be addressed for the project as a whole or for each DDA as appropriate:
  - Construction Access – This is the first land-disturbing activity. As soon as construction begins, bare areas will be stabilized with gravel and temporary mulch and/or vegetation.
  - At the beginning of the project, all DDAs for the project will be inspected for areas that are a source of storm water pollutants. Areas that are a source of pollutants will receive appropriate cover

## KyTC BMP Plan for Project PCN ## - #####

or BMPs to arrest the introduction of pollutants into storm water. Areas that have not been opened by the contractor will be inspected periodically (once per month) to determine if there is a need to employ BMPs to keep pollutants from entering storm water.

- Clearing and Grubbing – The following BMP's will be considered and used where appropriate.
  - Leaving areas undisturbed when possible.
  - Silt basins to provide silt volume for large areas.
  - Silt Traps Type A for small areas.
  - Silt Traps Type C in front of existing and drop inlets which are to be saved
  - Diversion ditches to catch sheet runoff and carry it to basins or traps or to divert it around areas to be disturbed.
  - Brush and/or other barriers to slow and/or divert runoff.
  - Silt fences to catch sheet runoff on short slopes. For longer slopes, multiple rows of silt fence may be considered.
  - Temporary Mulch for areas which are not feasible for the fore mentioned types of protections.
  - Non-standard or innovative methods.
- Cut & Fill and placement of drainage structures - The BMP Plan will be modified to show additional BMP's such as:
  - Silt Traps Type B in ditches and/or drainways as they are completed
  - Silt Traps Type C in front of pipes after they are placed
  - Channel Lining
  - Erosion Control Blanket
  - Temporary mulch and/or seeding for areas where construction activities will be ceased for 21 days or more.
  - Non-standard or innovative methods
- Profile and X-Section in place – The BMP Plan will be modified to show elimination of BMP's which had to be removed and the addition of new BMP's as the roadway was shaped. Probably changes include:
  - Silt Trap Type A, Brush and/or other barriers, Temporary Mulch, and any other BMP which had to be removed for final grading to take place.
  - Additional Silt Traps Type B and Type C to be placed as final drainage patterns are put in place.
  - Additional Channel Lining and/or Erosion Control Blanket.
  - Temporary Mulch for areas where Permanent Seeding and Protection cannot be done within 21 days.
  - Special BMP's such as Karst Policy
- Finish Work (Paving, Seeding, Protect, etc.) – A final BMP Plan will result from modifications during this phase of construction. Probably changes include:



## KyTC BMP Plan for Project PCN ## - ####

- Removal of Silt Traps Type B from ditches and drainways if they are protected with other BMP's which are sufficient to control erosion, i.e. Erosion Control Blanket or Permanent Seeding and Protection on moderate grades.
  - Permanent Seeding and Protection
  - Placing Sod
  - Planting trees and/or shrubs where they are included in the project
- BMP's including Storm Water Management Devices such as velocity dissipation devices and Karst policy BMP's to be installed during construction to control the pollutants in storm water discharges that will occur after construction has been completed are : None

## C. Other Control Measures

1. No solid materials, including building materials, shall be discharged to waters of the commonwealth, except as authorized by a Section 404 permit.

### 2. Waste Materials

All waste materials that may leach pollutants (paint and paint containers, caulk tubes, oil/grease containers, liquids of any kind, soluble materials, etc.) will be collected and stored in appropriate covered waste containers. Waste containers shall be removed from the project site on a sufficiently frequent basis as to not allow wastes to become a source of pollution. All personnel will be instructed regarding the correct procedure for waste disposal. Wastes will be disposed in accordance with appropriate regulations. Notices stating these practices will be posted in the office.

### 3. Hazardous Waste

All hazardous waste materials will be managed and disposed of in the manner specified by local or state regulation. The contractor shall notify the Resident Engineer if there any hazardous wastes being generated at the project site and how these wastes are being managed. Site personnel will be instructed with regard to proper storage and handling of hazardous wastes when required. The Transportation Cabinet will file for generator, registration when appropriate, with the Division of Waste Management and advise the contractor regarding waste management requirements.

### 4. Spill Prevention

## KyTC BMP Plan for Project PCN ## - #####

The following material management practices will be used to reduce the risk of spills or other exposure of materials and substances to the weather and/or runoff.

### ➤ **Good Housekeeping:**

The following good housekeeping practices will be followed onsite during the construction project.

- An effort will be made to store only enough product required to do the job
- All materials stored onsite will be stored in a neat, orderly manner in their appropriate containers and, if possible, under a roof or other enclosure
- Products will be kept in their original containers with the original manufacturer's label
- Substances will not be mixed with one another unless recommended by the manufacturer
- Whenever possible, all of the product will be used up before disposing of the container
- Manufacturers' recommendations for proper use and disposal will be followed
- The site contractor will inspect daily to ensure proper use and disposal of materials onsite

### ➤ **Hazardous Products:**

These practices will be used to reduce the risks associated with any and all hazardous materials.

- Products will be kept in original containers unless they are not resealable
- Original labels and material safety data sheets (MSDS) will be reviewed and retained
- Contractor will follow procedures recommended by the manufacturer when handling hazardous materials
- If surplus product must be disposed of, manufacturers' or state/local recommended methods for proper disposal will be followed

**The following product-specific practices will be followed onsite:**

### ➤ **Petroleum Products:**

Vehicles and equipment that are fueled and maintained on site will be monitored for leaks, and receive regular preventative maintenance to reduce the chance of leakage. Petroleum products onsite will be stored in tightly sealed containers, which are clearly labeled and will be protected from exposure to weather.

## KyTC BMP Plan for Project PCN ## - ####

The contractor shall prepare an Oil Pollution Spill Prevention Control and Countermeasure plan when the project that involves the storage of petroleum products in 55 gallon or larger containers with a total combined storage capacity of 1,320 gallons. This is a requirement of 40 CFR 112.

This project (will / will not) (3) have over 1,320 gallons of petroleum products with a total capacity, sum of all containers 55 gallon capacity and larger.

### ➤ **Fertilizers:**

Fertilizers will be applied at rates prescribed by the contract, standard specifications or as directed by the resident engineer. Once applied, fertilizer will be covered with mulch or blankets or worked into the soil to limit exposure to storm water. Storage will be in a covered shed. The contents of any partially used bags of fertilizer will be transferred to a sealable plastic bin to avoid spills.

### ➤ **Paints:**

All containers will be tightly sealed and stored indoors or under roof when not being used. Excess paint or paint wash water will not be discharged to the drainage or storm sewer system but will be properly disposed of according to manufacturers' instructions or state and local regulations.

### ➤ **Concrete Truck Washout:**

Concrete truck mixers and chutes will not be washed on pavement, near storm drain inlets, or within 75 feet of any ditch, stream, wetland, lake, or sinkhole. Where possible, excess concrete and wash water will be discharged to areas prepared for pouring new concrete, flat areas to be paved that are away from ditches or drainage system features, or other locations that will not drain off site. Where this approach is not possible, a shallow earthen wash basin will be excavated away from ditches to receive the wash water

### ➤ **Spill Control Practices**

In addition to the good housekeeping and material management practices discussed in the previous sections of this plan, the following practices will be followed for spill prevention and cleanup:

- Manufacturers' recommended methods for spill cleanup will be clearly posted. All personnel will be made aware of procedures and the location of the information and cleanup supplies.
- Materials and equipment necessary for spill cleanup will be kept in the material storage area. Equipment and materials will include as

## KyTC BMP Plan for Project PCN ## - #####

- appropriate, brooms, dust pans, mops, rags, gloves, oil absorbents, sand, sawdust, and plastic and metal trash containers.
- All spills will be cleaned up immediately after discovery.
  - The spill area will be kept well ventilated and personnel will wear appropriate protective clothing to prevent injury from contact with a hazardous substance.
  - Spills of toxic or hazardous material will be reported to the appropriate state/local agency as required by KRS 224 and applicable federal law.
  - The spill prevention plan will be adjusted as needed to prevent spills from reoccurring and improve spill response and cleanup.
  - Spills of products will be cleaned up promptly. Wastes from spill clean up will be disposed in accordance with appropriate regulations.

### D. Other State and Local Plans

This BMP plan shall include any requirements specified in sediment and erosion control plans, storm water management plans or permits that have been approved by other state or local officials. Upon submittal of the NOI, other requirements for surface water protection are incorporated by reference into and are enforceable under this permit (even if they are not specifically included in this BMP plan). This provision does not apply to master or comprehensive plans, non-enforceable guidelines or technical guidance documents that are not identified in a specific plan or permit issued for the construction site by state or local officials. **None**

### E. Maintenance

1. The BMP plan shall include a clear description of the maintenance procedures necessary to keep the control measures in good and effective operating condition.
- Maintenance of BMPs during construction shall be a result of weekly and post rain event inspections with action being taken by the contractor to correct deficiencies.
  - Post Construction maintenance will be a function of normal highway maintenance operations. Following final project acceptance by the cabinet, district highway crews will be responsible for identification and correction of deficiencies regarding ground cover and cleaning of storm water BMPs. The project manager shall identify any BMPs that will be for the purpose of post construction storm water management with specific guidance for any non-routine maintenance. **None**



## KyTC BMP Plan for Project PCN ## - ####

### **F. Inspections**

Inspection and maintenance practices that will be used to maintain erosion and sediment controls:

- All erosion prevention and sediment control measures will be inspected at least once each week and following any rain of one-half inch or more.
- Inspections will be conducted by individuals that have received KyTC Grade Level II training or other qualification as prescribed by the cabinet that includes instruction concerning sediment and erosion control.
- Inspection reports will be written, signed, dated, and kept on file.
- Areas at final grade will be seeded and mulched within 14 days.
- Areas that are not at final grade where construction has ceased for a period of 21 days or longer and soil stock piles shall receive temporary mulch no later than 14 days from the last construction activity in that area.
- All measures will be maintained in good working order; if a repair is necessary, it will be initiated within 24 hours of being reported.
- Built-up sediment will be removed from behind the silt fence before it has reached halfway up the height of the fence.
- Silt fences will be inspected for bypassing, overtopping, undercutting, depth of sediment, tears, and to ensure attachment to secure posts.
- Sediment basins will be inspected for depth of sediment, and built-up sediment will be removed when it reaches 70 percent of the design capacity and at the end of the job.
- Diversion dikes and berms will be inspected and any breaches promptly repaired. Areas that are eroding or scouring will be repaired and re-seeded / mulched as needed.
- Temporary and permanent seeding and mulching will be inspected for bare spots, washouts, and healthy growth. Bare or eroded areas will be repaired as needed.
- All material storage and equipment servicing areas that involve the management of bulk liquids, fuels, and bulk solids will be inspected weekly for conditions that represent a release or possible release of pollutants to the environment.

### **G. Non – Storm Water discharges**

It is expected that non-storm water discharges may occur from the site during the construction period. Examples of non-storm water discharges include:

KyTC BMP Plan for Project PCN ## - ####

- Water from water line flushings.
- Water form cleaning concrete trucks and equipment.
- Pavement wash waters (where no spills or leaks of toxic or hazardous materials have occurred).
- Uncontaminated groundwater and rain water (from dewatering during excavation).

All non-storm water discharges will be directed to the sediment basin or to a filter fence enclosure in a flat vegetated infiltration area or be filtered via another approved commercial product.

**H. Groundwater Protection Plan (3)**

This plan serves as the groundwater protection plan as required by 401 KAR 5:037.

- Contractors statement: (3)

The following activities, as enumerated by 401 KAR 5:037 Section 2 that require the preparation and implementation of a groundwater protection plan, will or may be may be conducted as part of this construction project:

- \_\_\_\_\_ 2. (e) land treatment or land disposal of a pollutant;
- \_\_\_\_\_ 2. (f) Storing, ..., or related handling of hazardous waste, solid waste or special waste, ..., in tanks, drums, or other containers, or in piles, (This does not include wastes managed in a container placed for collection and removal of municipal solid waste for disposal off site);
- \_\_\_\_\_ 2. (g) .... Handling of materials in bulk quantities (equal or greater than 55 gallons or 100 pounds net dry weight transported held in an individual container) that, if released to the environment, would be a pollutant;
- \_\_\_\_\_ 2. (j) Storing or related handling of road oils, dust suppressants, ...., at a central location;
- \_\_\_\_\_ 2. (k) Application or related handling of road oils, dust suppressants or deicing materials, (does not include use of chloride-based deicing materials applied to roads or parking lots);
- \_\_\_\_\_ 2. (m) Installation, construction, operation, or abandonment of wells, bore holes, or core holes, (this does not include bore holes for the purpose of explosive demolition);

## KyTC BMP Plan for Project PCN ## - #####

Or, check the following only if there are no qualifying activities

\_\_\_\_\_ There are no activities for this project as listed in 401 KAR 5:037 Section 2 that require the preparation and implementation of a groundwater protection plan.

The contractor is responsible for the preparation of a plan that addresses the

401 KAR 5:037 Section 3. (3) Elements of site specific groundwater protection plan:

- (a) General information about this project is covered in the Project information;
- (b) Activities that require a groundwater protection plan have been identified above;
- (c) Practices that will protect groundwater from pollution are addressed in section C. Other control measures.
- (d) Implementation schedule – all practices required to prevent pollution of groundwater are to be in place prior to conducting the activity;
- (e) Training is required as a part of the ground water protection plan. All employees of the contractor, sub-contractor and resident engineer personnel will be trained to understand the nature and requirements of this plan as they pertain to their job function(s). Training will be accomplished within one week of employment and annually thereafter. A record of training will be maintained by the contractor with a copy provide to the resident engineer.
- (f) Areas of the project and groundwater plan activities will be inspected as part of the weekly sediment and erosion control inspections
- (g) Certification (see signature page.)

KyTC BMP Plan for Project PCN ## - ####

Contractor and Resident Engineer Plan certification

The contractor that is responsible for implementing this BMP plan is identified in the Project Information section of this plan.

The following certification applies to all parties that are signatory to this BMP plan:

I certify under penalty of law that this document and all attachments were prepared under my direction or supervision in accordance with a system designed to assure that qualified personnel properly gathered and evaluated the information submitted. Based on my inquiry of the person or persons who manage the system, or those persons directly responsible for gathering the information, the information submitted is, to the best of my knowledge and belief, true, accurate, and complete. I am aware that there are significant penalties for submitting false information, including the possibility of fine and imprisonment for knowing violations. Further, this plan complies with the requirements of 401 KAR 5:037. By this certification, the undersigned state that the individuals signing the plan have reviewed the terms of the plan and will implement its provisions as they pertain to ground water protection.

Resident Engineer and Contractor Certification:

(2) Resident Engineer signature

Signed \_\_\_\_\_title\_\_\_\_\_, \_\_\_\_\_  
Typed or printed name<sup>2</sup>signature

(3) Signed \_\_\_\_\_title\_\_\_\_\_, \_\_\_\_\_  
Typed or printed name<sup>1</sup>signature

1. Contractors Note: to be signed by a person who is the owner, a responsible corporate officer, a general partner or the proprietor or a person designated to have the authority to sign reports by such a person in accordance with 401 KAR 5:060 Section 9. This delegation shall be in writing to: Manager, KPDES Branch, Division of Water, 14 Reilly Road, Frankfort Kentucky 40601. Reference the Project Control Number (PCN) and KPDES number when one has been issued.
2. KyTC note: to be signed by the Chief District Engineer or a person designated to have the authority to sign reports by such a person (usually the resident engineer) in accordance with 401 KAR 5:060 Section 9. This delegation shall be in writing to: Manager, KPDES Branch, Division of Water, 14 Reilly Road, Frankfort Kentucky 40601 Reference the Project Control Number (PCN) and KPDES number when one has been issued.



KyTC BMP Plan for Project PCN ## - ####

Sub-Contractor Certification

The following sub-contractor shall be made aware of the BMP plan and responsible for implementation of BMPs identified in this plan as follows:

Subcontractor

Name:  
Address:  
Address:

Phone:

The part of BMP plan this subcontractor is responsible to implement is:

I certify under penalty of law that I understand the terms and conditions of the general Kentucky Pollutant Discharge Elimination System permit that authorizes the storm water discharges, the BMP plan that has been developed to manage the quality of water to be discharged as a result of storm events associated with the construction site activity and management of non-storm water pollutant sources identified as part of this certification.

Signed \_\_\_\_\_title\_\_\_\_\_, \_\_\_\_\_  
Typed or printed name<sup>1</sup>signature

1. Sub Contractor Note: to be signed by a person who is the owner, a responsible corporate officer, a general partner or the proprietor or a person designated to have the authority to sign reports by such a person in accordance with 401 KAR 5:060 Section 9. This delegation shall be in writing to: Manager, KPDES Branch, Division of Water, 14 Reilly Road, Frankfort Kentucky 40601. Reference the Project Control Number (PCN) and KPDES number when one has been issued.



STEVEN L. BESHEAR  
GOVERNOR

LEONARD K. PETERS  
SECRETARY

**ENERGY AND ENVIRONMENT CABINET**  
DEPARTMENT FOR ENVIRONMENTAL PROTECTION  
DIVISION OF WATER  
200 FAIR OAKS LANE, 4TH FLOOR  
FRANKFORT, KENTUCKY 40601  
[www.kentucky.gov](http://www.kentucky.gov)

July 25, 2014

Chris James  
US 119 - Pike Co  
109 Loraine St  
Pikeville, KY 41501

Re: KYR10 Coverage Acknowledgment  
KPDES No.: [KYR10I608](#)  
SYP Item Number: 12-311.77  
Permit Type: [Construction](#)  
AI ID: [34833](#)  
[Letcher County, Kentucky](#)

Dear [Chris James](#):

The discharges associated with the Notice of Intent you submitted have been approved for coverage under the "Kentucky Pollutant Discharge Elimination System (KPDES) General Permit for Stormwater Discharges Associated with Construction Activities (KYR10)" permit. This coverage becomes effective the date of this correspondence and will remain effective until the general permit expires or the Division of Water revokes coverage. During this period of coverage all discharges shall comply with the conditions of the applicable general permit. A copy of the general permit the operator is now covered by can be found on our website: <http://water.ky.gov>.

Any questions concerning the general permit and its requirements should be directed to me at (502) 564-3410.

Facility Site: 37.050209, -82.824267

Sincerely,

A handwritten signature in black ink, appearing to read "Shawn Hokanson", with a long horizontal flourish extending to the right.

**Shawn Hokanson**  
Surface Water Permits Branch  
Division of Water

Item Number  
12-0311.77

County  
LETCHER

Route  
US 119

Project Manager  
kytc\samuel.hale

CAP #	Date of Promise	Requestor	Location of Promise:	CAP Description
1	11/1/14	Project Manager	Entire Project	The contractor is advised that construction access is provided across the existing bridge at approximate station 50+900. This bridge is currently used as a coal haul and emergency access bridge for mines in the area. The contractor is to notify the mine superintendents 24 hours in advance of hauling any large earth moving equipment or supplies across the bridge. Loads hauled on this bridge will be limited to legal load and dimension limits for the adjacent US119 roadway. Any claims for down time due the action or inaction of the contractor that is made by the coal company will be made directly to the contractor and not the Department of Highways. The Department will not consider any additional payments or claims resulting from any action or inaction by the Contractor which causes delays to the coal companies.
2	11/1/14	Project Manager	Entire Project	The contractor is advised that Tree Planting Zones are not shown in the plans; appropriate tree planting zones will be determined in the field and shall be approved by the Section Engineer. See Sheet R24 of the roadway plans for additonal information.

**PART II**

**SPECIFICATIONS AND STANDARD DRAWINGS**



### **SPECIFICATIONS REFERENCE**

Any reference in the plans or proposal to previous editions of the *Standard Specifications for Road and Bridge Construction* and *Standard Drawings* are superseded by *Standard Specifications for Road and Bridge Construction, Edition of 2012* and *Standard Drawings, Edition of 2012 with the 2012 Revision*.

**Supplemental Specifications to the  
Standard Specifications for Road and Bridge Construction, 2012 Edition  
Effective with the August 22, 2014 Letting**

<b>Subsection:</b>	102.15 Process Agent.
<b>Revision:</b>	Replace the 1st paragraph with the following: Every corporation doing business with the Department shall submit evidence of compliance with KRS Sections 14A.4-010, 271B.11-010, 271B.11-070, 271B.11-080, 271B.5-010 and 271B.16-220, and file with the Department the name and address of the process agent upon whom process may be served.
<b>Subsection:</b>	105.13 Claims Resolution Process.
<b>Revision:</b>	Delete all references to TC 63-34 and TC 63-44 from the subsection as these forms are no longer available through the forms library and are forms generated within the AASHTO SiteManager software.
<b>Subsection:</b>	108.03 Preconstruction Conference.
<b>Revision:</b>	Replace 8) Staking with the following: 8) Staking (designated by a Professional Engineer or Land Surveyor licensed in the Commonwealth of Kentucky.
<b>Subsection:</b>	109.07.02 Fuel.
<b>Revision:</b>	Revise item Crushed Aggregate Used for Embankment Stabilization to the following: Crushed Aggregate Used for Stabilization of Unsuitable Materials Used for Embankment Stabilization
	Delete the following item from the table. <del>Crushed Sandstone Base (Cement Treated)</del>
<b>Subsection:</b>	110.02 Demobilization.
<b>Revision:</b>	Replace the first part of the first sentence of the second paragraph with the following: Perform all work and operations necessary to accomplish final clean-up as specified in the first paragraph of Subsection 105.12;
<b>Subsection:</b>	112.03.12 Project Traffic Coordinator (PTC).
<b>Revision:</b>	Replace the last paragraph of this subsection with the following: Ensure the designated PTC has sufficient skill and experience to properly perform the task assigned and has successfully completed the qualification courses.
<b>Subsection:</b>	112.04.18 Diversions (By-Pass Detours).
<b>Revision:</b>	Insert the following sentence after the 2nd sentence of this subsection. The Department will not measure temporary drainage structures for payment when the contract documents provide the required drainage opening that must be maintained with the diversion. The temporary drainage structures shall be incidental to the construction of the diversion. If the contract documents fail to provide the required drainage opening needed for the diversion, the cost of the temporary drainage structure will be handled as extra work in accordance with section 109.04.
<b>Subsection:</b>	201.03.01 Contractor Staking.
<b>Revision:</b>	Replace the first paragraph with the following: Perform all necessary surveying under the general supervision of a Professional Engineer or Land Surveyor licensed in the Commonwealth of Kentucky.

**Supplemental Specifications to the  
Standard Specifications for Road and Bridge Construction, 2012 Edition  
Effective with the August 22, 2014 Letting**

<b>Subsection:</b>	201.04.01 Contractor Staking.
<b>Revision:</b>	Replace the last sentence of the paragraph with the following: Complete the general layout of the project under the supervision of a Professional Engineer or Land Surveyor licensed in the Commonwealth of Kentucky.
<b>Subsection:</b>	206.04.01 Embankment-in-Place.
<b>Revision:</b>	Replace the fourth paragraph with the following: The Department will not measure <b>suitable</b> excavation included in the original plans that is disposed of for payment and will consider it incidental to Embankment-in-Place.
<b>Subsection:</b>	208.02.01 Cement.
<b>Revision:</b>	Replace paragraph with the following: Select Type I or Type II cement conforming to Section 801. Use the same type cement throughout the work.
<b>Subsection:</b>	208.03.06 Curing and Protection.
<b>Revision:</b>	Replace the fourth paragraph with the following: Do not allow traffic or equipment on the finished surface until the stabilized subgrade has cured for a total of 7-days with an ambient air temperature above 40 degrees Fahrenheit. A curing day consists of a continuous 24-hour period in which the ambient air temperature does not fall below 40 degrees Fahrenheit. Curing days will not be calculated consecutively, but must total seven (7) , 24-hour days with the ambient air temperature remaining at or above 40 degrees Fahrenheit before traffic or equipment will be allowed to traverse the stabilized subgrade. The Department may allow a shortened curing period when the Contractor requests. The Contractor shall give the Department at least 3 day notice of the request for a shortened curing period. The Department will require a minimum of 3 curing days after final compaction. The Contractor shall furnish cores to the treated depth of the roadbed at 500 feet intervals for each lane when a shortened curing time is requested. The Department will test cores using an unconfined compression test. Roadbed cores must achieve a minimum strength requirement of 80 psi.
<b>Subsection:</b>	208.03.06 Curing and Protection.
<b>Revision:</b>	Replace paragraph eight with the following: At no expense to the Department, repair any damage to the subgrade caused by freezing.
<b>Subsection:</b>	212.03.03 Permanent Seeding and Protection.
<b>Part:</b>	A) Seed Mixtures for Permanent Seeding.
<b>Revision:</b>	Revise <b>Seed Mix Type I</b> to the mixture shown below: 50% Kentucky 31 Tall Fescue (Festuca arundinacea) 35% Hard Fescue (Festuca (Festuca longifolia) 10% Ryegrass, Perennial (Lolium perenne) 5% White Dutch Clover (Trifolium repens)
<b>Subsection:</b>	212.03.03 Permanent Seeding and Protection.
<b>Part:</b>	A) Seed Mixtures for Permanent Seeding.
<b>Number:</b>	2)
<b>Revision:</b>	Replace the paragraph with the following: Permanent Seeding on Slopes Greater than 3:1 in Highway Districts 4, 5, 6, and 7. Apply seed mix Type II at a minimum application rate of 100 pounds per acre. If adjacent to a golf course replace the crown vetch with Kentucky 31 Tall Fescue.

Supplemental Specifications to the  
Standard Specifications for Road and Bridge Construction, 2012 Edition  
Effective with the August 22, 2014 Letting

<b>Subsection:</b>	212.03.03 Permanent Seeding and Protection.
<b>Part:</b>	A) Seed Mixtures for Permanent Seeding.
<b>Number:</b>	3)
<b>Revision:</b>	Replace the paragraph with the following: Permanent Seeding on Slopes Greater than 3:1 in Highway Districts 1, 2, 3, 8, 9, 10, 11, and 12. Apply seed mix Type III at a minimum application rate of 100 pounds per acre. If adjacent to crop land or golf course, replace the Sericea Lespedeza with Kentucky 31 Fescue.
<b>Subsection:</b>	212.03.03 Permanent Seeding and Protection.
<b>Part:</b>	B) Procedures for Permanent Seeding.
<b>Revision:</b>	Delete the first sentence of the section.
<b>Subsection:</b>	212.03.03 Permanent Seeding and Protection.
<b>Part:</b>	B) Procedures for Permanent Seeding.
<b>Revision:</b>	Replace the second and third sentence of the section with the following: Prepare a seedbed and apply an initial fertilizer that contains a minimum of 100 pounds of nitrogen, 100 pounds of phosphate, and 100 pounds of potash per acre. Apply agricultural limestone to the seedbed when the Engineer determines it is needed. When required, place agricultural limestone at a rate of 3 tons per acre.
<b>Subsection:</b>	212.03.03 Permanent Seeding and Protection.
<b>Part:</b>	D) Top Dressing.
<b>Revision:</b>	Change the title of part to D) Fertilizer.
<b>Subsection:</b>	212.03.03 Permanent Seeding and Protection.
<b>Part:</b>	D) Fertilizer.
<b>Revision:</b>	Replace the first paragraph with the following: Apply fertilizer at the beginning of the seeding operation and after vegetation is established. Use fertilizer delivered to the project in bags or bulk. Apply initial fertilizer to all areas prior to the seeding or sodding operation at the application rate specified in 212.03.03 B). Apply 20-10-10 fertilizer to the areas after vegetation has been established at a rate of 11.5 pounds per 1,000 square feet. Obtain approval from the Engineer prior to the 2nd fertilizer application. Reapply fertilizer to any area that has a streaked appearance. The reapplication shall be at no additional cost to the Department. Re-establish any vegetation severely damaged or destroyed because of an excessive application of fertilizer at no cost to the Department.
<b>Subsection:</b>	212.03.03 Permanent Seeding and Protection.
<b>Part:</b>	D) Fertilizer.
<b>Revision:</b>	Delete the second paragraph.
<b>Subsection:</b>	212.04.04 Agricultural Limestone.
<b>Revision:</b>	Replace the entire section with the following: The Department will measure the quantity of agricultural limestone in tons.
<b>Subsection:</b>	212.04.05 Fertilizer.
<b>Revision:</b>	Replace the entire section with the following: The Department will measure fertilizer used in the seeding or sodding operations for payment. The Department will measure the quantity by tons.



Supplemental Specifications to the  
Standard Specifications for Road and Bridge Construction, 2012 Edition  
Effective with the August 22, 2014 Letting

<b>Subsection:</b>	212.05 PAYMENT.		
<b>Revision:</b>	Delete the following item code:		
	<u>Code</u>	<u>Pay Item</u>	<u>Pay Unit</u>
	05966	Topdressing Fertilizer	Ton
<b>Subsection:</b>	212.05 PAYMENT.		
<b>Revision:</b>	Add the following pay items:		
	<u>Code</u>	<u>Pay Item</u>	<u>Pay Unit</u>
	05963	Initial Fertilizer	Ton
	05964	20-10-10 Fertilizer	Ton
	05992	Agricultural Limestone	Ton
<b>Subsection:</b>	213.03.02 Progress Requirements.		
<b>Revision:</b>	Replace the last sentence of the third paragraph with the following: Additionally, the Department will apply a penalty equal to the liquidated damages when all aspects of the work are not coordinated in an acceptable manner within 7 calendar days after written notification.		
<b>Subsection:</b>	213.03.05 Temporary Control Measures.		
<b>Part:</b>	E) Temporary Seeding and Protection.		
<b>Revision:</b>	Delete the second sentence of the first paragraph.		
<b>Subsection:</b>	304.02.01 Physical Properties.		
<b>Table:</b>	Required Geogrid Properties		
<b>Revision:</b>	Replace all references to Test Method "GRI-GG2-87" with ASTM D 7737.		
<b>Subsection:</b>	402.03.02 Contractor Quality Control and Department Acceptance.		
<b>Part:</b>	B) Sampling.		
<b>Revision:</b>	Replace the second sentence with the following: The Department will determine when to obtain the quality control samples using the random-number feature of the mix design submittal and approval spreadsheet. The Department will randomly determine when to obtain the verification samples required in Subsections 402.03.03 and 402.03.04 using the Asphalt Mixture Sample Random Tonnage Generator.		
<b>Subsection:</b>	402.03.02 Contractor Quality Control and Department Acceptance.		
<b>Part:</b>	D) Testing Responsibilities.		
<b>Number:</b>	3) VMA.		
<b>Revision:</b>	Add the following paragraph below Number 3) VMA: Retain the AV/VMA specimens and one additional corresponding G <sub>mm</sub> sample for 5 working days for mixture verification testing by the Department. For Specialty Mixtures, retain a mixture sample for 5 working days for mixture verification testing by the Department. When the Department's test results do not verify that the Contractor's quality control test results are within the acceptable tolerances according to Subsection 402.03.03, retain the samples and specimens from the affected subplot(s) for the duration of the project.		
<b>Subsection:</b>	402.03.02 Contractor Quality Control and Department Acceptance.		
<b>Part:</b>	D) Testing Responsibilities.		
<b>Number:</b>	4) Density.		
<b>Revision:</b>	Replace the second sentence of the Option A paragraph with the following: Perform coring by the end of the following work day.		

Supplemental Specifications to the  
Standard Specifications for Road and Bridge Construction, 2012 Edition  
Effective with the August 22, 2014 Letting

<b>Subsection:</b>	402.03.02 Contractor Quality Control and Department Acceptance.
<b>Part:</b>	D) Testing Responsibilities.
<b>Number:</b>	5) Gradation.
<b>Revision:</b>	Delete the second paragraph.
<b>Subsection:</b>	402.03.02 Contractor Quality Control and Department Acceptance.
<b>Part:</b>	H) Unsatisfactory Work.
<b>Number:</b>	1) Based on Lab Data.
<b>Revision:</b>	Replace the second paragraph with the following: When the Engineer determines that safety concerns or other considerations prohibit an immediate shutdown, continue work and the Department will make an evaluation of acceptability according to Subsection 402.03.05.
<b>Subsection:</b>	402.03.03 Verification.
<b>Revision:</b>	Replace the first paragraph with the following: <b>402.03.03 Mixture Verification.</b> For volumetric properties, the Department will perform a minimum of one verification test for AC, AV, and VMA according to the corresponding procedures as given in Subsection 402.03.02. The Department will randomly determine when to obtain the verification sample using the Asphalt Mixture Sample Random Tonnage Generator. For specialty mixtures, the Department will perform one AC and one gradation determination per lot according to the corresponding procedures as given in Subsection 402.03.02. However, Department personnel will not perform AC determinations according to KM 64-405. The Contractor will obtain a quality control sample at the same time the Department obtains the mixture verification sample and perform testing according to the procedures given in Subsection 402.03.02. If the Contractor's quality control sample is verified by the Department's test results within the tolerances provided below, the Contractor's sample will serve as the quality control sample for the affected subplot. The Department may perform the mixture verification test on the Contractor's equipment or on the Department's equipment.
<b>Subsection:</b>	402.03.03 Verification.
<b>Part:</b>	A) Evaluation of Sublot(s) Verified by Department.
<b>Revision:</b>	Replace the third sentence of the second paragraph with the following: When the paired <i>t</i> -test indicates that the Contractor's data and Department's data are possibly not from the same population, the Department will investigate the cause for the difference according to Subsection 402.03.05 and implement corrective measures as the Engineer deems appropriate.
<b>Subsection:</b>	402.03.03 Verification.
<b>Part:</b>	B) Evaluation of Sublots Not Verified by Department.
<b>Revision:</b>	Replace the third sentence of the first paragraph with the following: When differences between test results are not within the tolerances listed below, the Department will resolve the discrepancy according to Subsection 402.03.05.

Supplemental Specifications to the  
Standard Specifications for Road and Bridge Construction, 2012 Edition  
Effective with the August 22, 2014 Letting

<b>Subsection:</b> <b>Part:</b> <b>Revision:</b>	402.03.03 Verification. B) Evaluation of Sublots Not Verified by Department. Replace the third sentence of the second paragraph with the following: When the <i>F</i> -test or <i>t</i> -test indicates that the Contractor's data and Department's data are possibly not from the same population, the Department will investigate the cause for the difference according to Subsection 402.03.05 and implement corrective measures as the Engineer deems appropriate.
<b>Subsection:</b> <b>Part:</b> <b>Revision:</b>	402.03.03 Verification. C) Test Data Patterns. Replace the second sentence with the following: When patterns indicate substantial differences between the verified and non-verified sublots, the Department will perform further comparative testing according to subsection 402.03.05.
<b>Subsection:</b> <b>Revision:</b>	402.03 CONSTRUCTION. Add the following subsection: <b>402.03.04 Testing Equipment and Technician Verification.</b> For mixtures with a minimum quantity of 20,000 tons and for every 20,000 tons thereafter, the Department will obtain an additional verification sample at random using the Asphalt Mixture Sample Random Tonnage Generator in order to verify the integrity of the Contractor's and Department's laboratory testing equipment and technicians. The Department will obtain a mixture sample of at least 150 lb at the asphalt mixing plant according to KM 64-425 and split it according to AASHTO R 47. The Department will retain one split portion of the sample and provide the other portion to the Contractor. At a later time convenient to both parties, the Department and Contractor will simultaneously reheat the sample to the specified compaction temperature and test the mixture for AV and VMA using separate laboratory equipment according to the corresponding procedures given in Subsection 402.03.02. The Department will evaluate the differences in test results between the two laboratories. When the difference between the results for AV or VMA is not within $\pm 2.0$ percent, the Department will investigate and resolve the discrepancy according to Subsection 402.03.05.
<b>Subsection:</b> <b>Revision:</b>	402.03.04 Dispute Resolution. Change the subsection number to 402.03.05.
<b>Subsection:</b> <b>Part:</b> <b>Table:</b> <b>Revision:</b>	402.05 PAYMENT. Lot Pay Adjustment Schedule Compaction Option A Base and Binder Mixtures AC Replace the Deviation from JMF(%) that corresponds to a Pay Value of 0.95 to $\pm 0.6$ .
<b>Subsection:</b> <b>Revision:</b>	403.02.10 Material Transfer Vehicle (MTV). Replace the first sentence with the following: In addition to the equipment specified above, provide a MTV with the following minimum characteristics:
<b>Subsection:</b> <b>Revision:</b>	412.02.09 Material Transfer Vehicle (MTV). Replace the paragraph with the following: Provide and utilize a MTV with the minimum characteristics outlined in section 403.02.10.

Supplemental Specifications to the  
Standard Specifications for Road and Bridge Construction, 2012 Edition  
Effective with the August 22, 2014 Letting

<b>Subsection:</b> <b>Revision:</b>	412.03.07 Placement and Compaction. Replace the first paragraph with the following: Use a MTV when placing SMA mixture in the driving lanes. The MTV is not required on ramps and/or shoulders unless specified in the contract. When the Engineer determines the use of the MTV is not practical for a portion of the project, the Engineer may waive its requirement for that portion of pavement by a letter documenting the waiver.
<b>Subsection:</b> <b>Revision:</b>	412.04 MEASUREMENT. Add the following subsection: 412.04.03. Material Transfer Vehicle (MTV). The Department will not measure the MTV for payment and will consider its use incidental to the asphalt mixture.
<b>Subsection:</b> <b>Part:</b> <b>Revision:</b>	501.03.19 Surface Tolerances and Testing Surface. B) Ride Quality. Add the following to the end of the first paragraph: The Department will specify if the ride quality requirements are Category A or Category B when ride quality is specified in the Contract. Category B ride quality requirements shall apply when the Department fails to classify which ride quality requirement will apply to the Contract.
<b>Subsection:</b> <b>Revision:</b>	603.03.06 Cofferdams. Replace the seventh sentence of paragraph one with the following: Submit drawings that are stamped by a Professional Engineer licensed in the Commonwealth of Kentucky.
<b>Subsection:</b> <b>Revision:</b>	605.03.04 Tack Welding. Insert the subsection and the following: 605.03.04 Tack Welding. The Department does not allow tack welding.
<b>Subsection:</b> <b>Part:</b> <b>Number:</b> <b>Revision:</b>	606.03.17 Special Requirements for Latex Concrete Overlays. A) Existing Bridges and New Structures. 1) Prewetting and Grout-Bond Coat. Add the following sentence to the last paragraph: Do not apply a grout-bond coat on bridge decks prepared by hydrodemolition.
<b>Subsection:</b> <b>Revision:</b>	609.03 Construction. Replace Subsection 609.03.01 with the following: 609.03.01 A) Swinging the Spans. Before placing concrete slabs on steel spans or precast concrete release the temporary erection supports under the bridge and swing the span free on its supports. 609.03.01 B) Lift Loops. Cut all lift loops flush with the top of the precast beam once the beam is placed in the final location and prior to placing steel reinforcement. At locations where lift loops are cut, paint the top of the beam with galvanized or epoxy paint.
<b>Subsection:</b> <b>Revision:</b>	611.03.02 Precast Unit Construction. Replace the first sentence of the subsection with the following: Construct units according to ASTM C1577, <b>replacing Table 1 (Design Requirements for Precast Concrete Box Sections Under Earth, Dead and HL-93 Live Load Conditions) with KY Table 1 (Precast Culvert KYHL-93 Design Table)</b> , and Section 605 with the following exceptions and additions:



**Supplemental Specifications to the  
Standard Specifications for Road and Bridge Construction, 2012 Edition  
Effective with the August 22, 2014 Letting**

<b>Subsection:</b>	613.03.01 Design.
<b>Number:</b>	2)
<b>Revision:</b>	Replace "AASHTO Standard Specifications for Highway Bridges" with "AASHTO LRFD Bridge Design Specifications"
<b>Subsection:</b>	615.06.02
<b>Revision:</b>	Add the following sentence to the end of the subsection. The ends of units shall be normal to walls and centerline except exposed edges shall be beveled $\frac{3}{4}$ inch.
<b>Subsection:</b>	615.06.03 Placement of Reinforcement in Precast 3-Sided Units.
<b>Revision:</b>	Replace the reference of 6.6 in the section to 615.06.06.
<b>Subsection:</b>	615.06.04 Placement of Reinforcement for Precast Endwalls.
<b>Revision:</b>	Replace the reference of 6.7 in the section to 615.06.07.
<b>Subsection:</b>	615.06.06 Laps, Welds, and Spacing for Precast 3-Sided Units.
<b>Revision:</b>	Replace the subsection with the following: Tension splices in the circumferential reinforcement shall be made by lapping. Laps may not be tack welded together for assembly purposes. For smooth welded wire fabric, the overlap shall meet the requirements of AASHTO 2012 Bridge Design Guide Section 5.11.2.5.2 and AASHTO 2012 Bridge Design Guide Section 5.11.6.3. For deformed welded wire fabric, the overlap shall meet the requirements of AASHTO 2012 Bridge Design Guide Section 5.11.2.5.1 and AASHTO 2012 Bridge Design Guide Section 5.11.6.2. The overlap of welded wire fabric shall be measured between the outer most longitudinal wires of each fabric sheet. For deformed billet-steel bars, the overlap shall meet the requirements of AASHTO 2012 Bridge Design Guide Section 5.11.2.1. For splices other than tension splices, the overlap shall be a minimum of 12" for welded wire fabric or deformed billet-steel bars. The spacing center to center of the circumferential wires in a wire fabric sheet shall be no less than 2 inches and no more than 4 inches. The spacing center to center of the longitudinal wires shall not be more than 8 inches. The spacing center to center of the longitudinal distribution steel for either line of reinforcing in the top slab shall be not more than 16 inches.
<b>Subsection:</b>	615.06.07 Laps, Welds, and Spacing for Precast Endwalls.
<b>Revision:</b>	Replace the subsection with the following: Splices in the reinforcement shall be made by lapping. Laps may not be tack welded together for assembly purposes. For smooth welded wire fabric, the overlap shall meet the requirements of AASHTO 2012 Bridge Design Guide Section 5.11.2.5.2 and AASHTO 2012 Bridge Design Guide Section 5.11.6.3. For deformed welded wire fabric, the overlap shall meet the requirements of AASHTO 2012 Bridge Design Guide Section 5.11.2.5.1 and AASHTO 2012 Bridge Design Guide Section 5.11.6.2. For deformed billet-steel bars, the overlap shall meet the requirements of AASHTO 2012 Bridge Design Guide Section 5.11.2.1. The spacing center-to-center of the wire fabric sheet shall not be less than 2 inches or more than 8 inches.

Supplemental Specifications to the  
Standard Specifications for Road and Bridge Construction, 2012 Edition  
Effective with the August 22, 2014 Letting

<b>Subsection:</b>	615.08.01 Type of Test Specimen.
<b>Revision:</b>	Replace the subsection with the following: Start-up slump, air content, unit weight, and temperature tests will be performed each day on the first batch of concrete. Acceptable start-up results are required for production of the first unit. After the first unit has been established, random acceptance testing is performed daily for each 50 yd <sup>3</sup> (or fraction thereof). In addition to the slump, air content, unit weight, and temperature tests, a minimum of one set of cylinders shall be required each time plastic property testing is performed.
<b>Subsection:</b>	615.08.02 Compression Testing.
<b>Revision:</b>	Delete the second sentence.
<b>Subsection:</b>	615.08.04 Acceptability of Core Tests.
<b>Revision:</b>	Delete the entire subsection.
<b>Subsection:</b>	615.12 Inspection.
<b>Revision:</b>	Add the following sentences to the end of the subsection: Units will arrive at jobsite with the "Kentucky Oval" stamped on the unit which is an indication of acceptable inspection at the production facility. Units shall be inspected upon arrival for any evidence of damage resulting from transport to the jobsite.
<b>Subsection:</b>	716.02.02 Paint.
<b>Revision:</b>	Replace sentence with the following: Conform to Section 821.
<b>Subsection:</b>	716.03 CONSTRUCTION.
<b>Revision:</b>	Replace bullet 5) with the following: 5) AASHTO Standard Specifications for Structural Supports for Highway Signs, Luminaires, and Traffic Signals, 2013-6th Edition with current interims,
<b>Subsection:</b>	716.03.02 Lighting Standard Installation.
<b>Revision:</b>	Replace the second sentence with the following: Regardless of the station and offset noted, locate all poles/bases behind the guardrail a minimum of four feet from the front face of the guardrail to the front face of the pole base.
<b>Subsection:</b>	716.03.02 Lighting Standard Installation.
<b>Part:</b>	A) Conventional Installation.
<b>Revision:</b>	Replace the third sentence with the following: Orient the transformer base so the door is positioned on the side away from on-coming traffic.
<b>Subsection:</b>	716.03.02 Lighting Standard Installation.
<b>Part:</b>	A) Conventional Installation.
<b>Number:</b>	1) Breakaway Installation and Requirements.
<b>Revision:</b>	Replace the first sentence with the following: For breakaway supports, conform to Section 12 of the AASHTO Standard Specifications for Structural Supports for Highway Signs, Luminaires, and Traffic Signals, 2013-6th Edition with current interims.
<b>Subsection:</b>	716.03.02 Lighting Standard Installation.
<b>Part:</b>	B) High Mast Installation
<b>Revision:</b>	Replace the first sentence with the following: Install each high mast pole as noted on plans.
<b>Subsection:</b>	716.03.02 Lighting Standard Installation.
<b>Part:</b>	B) High Mast Installation
<b>Number:</b>	2) Concrete Base Installation
<b>Revision:</b>	Modification of Chart and succeeding paragraphs within this section:

Supplemental Specifications to the  
Standard Specifications for Road and Bridge Construction, 2012 Edition  
Effective with the August 22, 2014 Letting

	<table><tr><th colspan="8">Drilled Shaft Depth Data</th></tr><tr><th colspan="2">Level Ground</th><th colspan="2">3:1 Ground Slope</th><th colspan="2">2:1 Ground Slope</th><th colspan="2">1.5:1 Ground Slope <sup>(2)</sup></th></tr><tr><th>Soil</th><th>Rock</th><th>Soil</th><th>Rock</th><th>Soil</th><th>Rock</th><th>Soil</th><th>Rock</th></tr><tr><td>17 ft</td><td>7 ft</td><td>19 ft</td><td>7 ft</td><td>20 ft</td><td>7 ft</td><td>(1)</td><td>7 ft</td></tr><tr><th colspan="6">Steel Requirements</th><td colspan="2"></td></tr><tr><th colspan="2">Vertical Bars</th><th colspan="4">Ties or Spiral</th><td colspan="2"></td></tr><tr><th>Size</th><th>Total</th><th>Size</th><th colspan="2">Spacing or Pitch</th><td colspan="3"></td></tr><tr><td>#10</td><td>16</td><td>#4</td><td colspan="2">12 inch</td><td colspan="3"></td></tr></table>								Drilled Shaft Depth Data								Level Ground		3:1 Ground Slope		2:1 Ground Slope		1.5:1 Ground Slope <sup>(2)</sup>		Soil	Rock	Soil	Rock	Soil	Rock	Soil	Rock	17 ft	7 ft	19 ft	7 ft	20 ft	7 ft	(1)	7 ft	Steel Requirements								Vertical Bars		Ties or Spiral						Size	Total	Size	Spacing or Pitch					#10	16	#4	12 inch				
	Drilled Shaft Depth Data																																																																							
	Level Ground		3:1 Ground Slope		2:1 Ground Slope		1.5:1 Ground Slope <sup>(2)</sup>																																																																	
	Soil	Rock	Soil	Rock	Soil	Rock	Soil	Rock																																																																
	17 ft	7 ft	19 ft	7 ft	20 ft	7 ft	(1)	7 ft																																																																
	Steel Requirements																																																																							
	Vertical Bars		Ties or Spiral																																																																					
	Size	Total	Size	Spacing or Pitch																																																																				
	#10	16	#4	12 inch																																																																				
	(1): Shaft length is 22' for cohesive soil only. For cohesionless soil, contact geotechnical branch for design.																																																																							
	(2): Do not construct high mast drilled shafts on ground slopes steeper than 1.5:1 without the approval of the Division of Traffic.																																																																							
<p>If rock is encountered during drilling operations and confirmed by the engineer to be of sound quality, the shaft is only required to be further advanced into the rock by the length of rock socket shown in the table. The total length of the shaft need not be longer than that of soil alone. Both longitudinal rebar length and number of ties or spiral length shall be adjusted accordingly.</p> <p>If a shorter depth is desired for the drilled shaft, the contractor shall provide, for the state's review and approval, a detailed column design with individual site specific soil and rock analysis performed and approved by a Professional Engineer licensed in the Commonwealth of Kentucky.</p> <p>Spiral reinforcement may be substituted for ties. If spiral reinforcement is used, one and one-half closed coils shall be provided at the ends of each spiral unit. Subsurface conditions consisting of very soft clay or very loose saturated sand could result in soil parameters weaker than those assumed. Engineer shall consult with the geotechnical branch if such conditions are encountered.</p> <p>The bottom of the drilled hole shall be firm and thoroughly cleaned so no loose or compressible materials are present at the time of the concrete placement. If the drilled hole contains standing water, the concrete shall be placed using a tremie to displace water. Continuous concrete flow will be required to insure full displacement of any water.</p> <p>The reinforcement and anchor bolts shall be adequately supported in the proper positions so no movement occurs during concrete placement. Welding of anchor bolts to the reinforcing cage is unacceptable, templates shall be used. Exposed portions of the foundation shall be formed to create a smooth finished surface. All forming shall be removed upon completion of foundation construction.</p>																																																																								
<b>Subsection:</b>	716.03.03 Trenching.																																																																							
<b>Part:</b>	A) Trenching of Conduit for Highmast Ducted Cables.																																																																							
<b>Revision:</b>	Add the following after the first sentence: If depths greater than 24 inches are necessary, obtain the Engineer's approval and maintain the required conduit depths coming into the junction boxes. No payment for additional junction boxes for greater depths will be allowed.																																																																							

**Supplemental Specifications to the  
Standard Specifications for Road and Bridge Construction, 2012 Edition  
Effective with the August 22, 2014 Letting**

<b>Subsection:</b>	716.03.03 Trenching.
<b>Part:</b>	B) Trenching of Conduit for Non-Highmast Cables.
<b>Revision:</b>	Add the following after the second sentence: If depths greater than 24 inches are necessary for either situation listed previously, obtain the Engineer's approval and maintain the required conduit depths coming into the junction boxes. No payment for additional junction boxes for greater depths will be allowed.
<b>Subsection:</b>	716.03.10 Junction Boxes.
<b>Revision:</b>	Replace subsection title with the following: Electrical Junction Box.
<b>Subsection:</b>	716.04.07 Pole with Secondary Control Equipment.
<b>Revision:</b>	Replace the paragraph with the following: The Department will measure the quantity as each individual unit furnished and installed. The Department will not measure mounting the cabinet to the pole, backfilling, restoration, any necessary hardware to anchor pole, or electrical inspection fees, and will consider them incidental to this item of work. The Department will also not measure furnishing and installing electrical service conductors, specified conduits, meter base, transformer, service panel, fused cutout, fuses, lighting arrestors, photoelectrical control, circuit breaker, contactor, manual switch, ground rods, and ground wires and will consider them incidental to this item of work.
<b>Subsection:</b>	716.04.08 Lighting Control Equipment.
<b>Revision:</b>	Replace the paragraph with the following: The Department will measure the quantity as each individual unit furnished and installed. The Department will not measure constructing the concrete base, excavation, backfilling, restoration, any necessary anchors, or electrical inspection fees, and will consider them incidental to this item of work. The Department will also not measure furnishing and installing electrical service conductors, specified conduits, meter base, transformer, service panel, fused cutout, fuses, lighting arrestors, photoelectrical control, circuit breakers, contactor, manual switch, ground rods, and ground wires and will consider them incidental to this item of work.
<b>Subsection:</b>	716.04.09 Luminaire.
<b>Revision:</b>	Replace the first sentence with the following: The Department will measure the quantity as each individual unit furnished and installed.
<b>Subsection:</b>	716.04.10 Fused Connector Kits.
<b>Revision:</b>	Replace the first sentence with the following: The Department will measure the quantity as each individual unit furnished and installed.
<b>Subsection:</b>	716.04.13 Junction Box.
<b>Revision:</b>	Replace the subsection title with the following: Electrical Junction Box Type Various.
<b>Subsection:</b>	716.04.13 Junction Box.
<b>Part:</b>	A) Junction Electrical.
<b>Revision:</b>	Rename A) Junction Electrical to the following: A) Electrical Junction Box.
<b>Subsection:</b>	716.04.14 Trenching and Backfilling.
<b>Revision:</b>	Replace the second sentence with the following: The Department will not measure excavation, backfilling, underground utility warning tape (if required), the restoration of disturbed areas to original condition, and will consider them incidental to this item of work.



**Supplemental Specifications to the  
Standard Specifications for Road and Bridge Construction, 2012 Edition  
Effective with the August 22, 2014 Letting**

<b>Subsection:</b>	716.04.18 Remove Lighting.		
<b>Revision:</b>	Replace the paragraph with the following: The Department will measure the quantity as a lump sum for the removal of lighting equipment. The Department will not measure the disposal of all equipment and materials off the project by the contractor. The Department also will not measure the transportation of the materials and will consider them incidental to this item of work.		
<b>Subsection:</b>	716.04.20 Bore and Jack Conduit.		
<b>Revision:</b>	Replace the paragraph with the following: The Department will measure the quantity in linear feet. This item shall include all work necessary for boring and installing conduit under an existing roadway. Construction methods shall be in accordance with Sections 706.03.02, paragraphs 1, 2, and 4.		
<b>Subsection:</b>	716.05 PAYMENT.		
<b>Revision:</b>	Replace items 04810-04811, 20391NS835 and, 20392NS835 under <u>Code</u> , <u>Pay Item</u> , and <u>Pay Unit</u> with the following:		
	<u>Code</u>	<u>Pay Item</u>	<u>Pay Unit</u>
	04810	Electrical Junction Box	Each
	04811	Electrical Junction Box Type B	Each
	20391NS835	Electrical Junction Box Type A	Each
	20392NS835	Electrical Junction Box Type C	Each
<b>Subsection:</b>	723.02.02 Paint.		
<b>Revision:</b>	Replace sentence with the following: Conform to Section 821.		
<b>Subsection:</b>	723.03 CONSTRUCTION.		
<b>Revision:</b>	Replace bullet 5) with the following: 5) AASHTO Standard Specifications for Structural Supports for Highway Signs, Luminaires, and Traffic Signals, 2013-6th Edition with current interims,		
<b>Subsection:</b>	723.03.02 Poles and Bases Installation.		
<b>Revision:</b>	Replace the first sentence with the following: Regardless of the station and offset noted, locate all poles/bases behind the guardrail a minimum of four feet from the front face of the guardrail to the front face of the pole base.		
<b>Subsection:</b>	723.03.02 Poles and Bases Installation.		
<b>Part:</b>	A) Steel Strain and Mastarm Poles Installation		
<b>Revision:</b>	Replace the second paragraph with the following: For concrete base installation, see Section 716.03.02, B), 2), Paragraphs 2-7. Drilled shaft depth shall be based on the soil conditions encountered during drilling and slope condition at the site. Refer to the design chart below:		
<b>Subsection:</b>	723.03.02 Poles and Bases Installation.		
<b>Part:</b>	B) Pedestal or Pedestal Post Installation.		
<b>Revision:</b>	Replace the fourth sentence of the paragraph with the following: For breakaway supports, conform to Section 12 of the AASHTO Standard Specifications for Structural Supports for Highway Signs, Luminaires, and Traffic Signals, 2013-6th Edition with current interims.		

**Supplemental Specifications to the  
Standard Specifications for Road and Bridge Construction, 2012 Edition  
Effective with the August 22, 2014 Letting**

<b>Subsection:</b>	723.03.03 Trenching.
<b>Part:</b>	A) Under Roadway.
<b>Revision:</b>	Add the following after the second sentence: If depths greater than 24 inches are necessary, obtain the Engineer's approval and maintain either required conduit depths coming into the junction boxes. No payment for additional junction boxes for greater depths will be allowed.
<b>Subsection:</b>	723.03.11 Wiring Installation.
<b>Revision:</b>	Add the following sentence between the fifth and sixth sentences: Provide an extra two feet of loop wire and lead-in past the installed conduit in poles, pedestals, and junction boxes.
<b>Subsection:</b>	723.03.12 Loop Installation.
<b>Revision:</b>	Replace the fourth sentence of the 2nd paragraph with the following: Provide an extra two feet of loop wire and lead-in past the installed conduit in poles, pedestals, and junction boxes.
<b>Subsection:</b>	723.04.02 Junction Box.
<b>Revision:</b>	Replace subsection title with the following: Electrical Junction Box Type Various.
<b>Subsection:</b>	723.04.03 Trenching and Backfilling.
<b>Revision:</b>	Replace the second sentence with the following: The Department will not measure excavation, backfilling, underground utility warning tape (if required), the restoration of disturbed areas to original condition, and will consider them incidental to this item of work.
<b>Subsection:</b>	723.04.10 Signal Pedestal.
<b>Revision:</b>	Replace the second sentence with the following: The Department will not measure excavation, concrete, reinforcing steel, specified conduits, fittings, ground rod, ground wire, backfilling, restoring disturbed areas, or other necessary hardware and will consider them incidental to this item of work.
<b>Subsection:</b>	723.04.15 Loop Saw Slot and Fill.
<b>Revision:</b>	Replace the second sentence with the following: The Department will not measure sawing, cleaning and filling induction loop saw slot, loop sealant, backer rod, and grout and will consider them incidental to this item of work.
<b>Subsection:</b>	723.04.16 Pedestrian Detector.
<b>Revision:</b>	Replace the paragraph with the following: The Department will measure the quantity as each individual unit furnished, installed and connected to pole/pedestal. The Department will not measure installing R10-3e (with arrow) sign, furnishing and installing mounting hardware for sign and will consider them incidental to this item of work.
<b>Subsection:</b>	723.04.18 Signal Controller- Type 170.
<b>Revision:</b>	Replace the second sentence with the following: The Department will not measure constructing the concrete base or mounting the cabinet to the pole, connecting the signal and detectors, excavation, backfilling, restoration, any necessary pole mounting hardware, electric service, or electrical inspection fees and will consider them incidental to this item of work. The Department will also not measure furnishing and connecting the induction of loop amplifiers, pedestrian isolators, load switches, model 400 modem card; furnishing and installing electrical service conductors, specified conduits, anchors, meter base, fused cutout, fuses, ground rods, ground wires and will consider them incidental to this item of work.

**Supplemental Specifications to the  
Standard Specifications for Road and Bridge Construction, 2012 Edition  
Effective with the August 22, 2014 Letting**

<b>Subsection:</b>	723.04.20 Install Signal Controller - Type 170.
<b>Revision:</b>	Replace the paragraph with the following: The Department will measure the quantity as each individual unit installed. The Department will not measure constructing the concrete base or mounting the cabinet to the pole, connecting the signal and detectors, and excavation, backfilling, restoration, any necessary pole mounting hardware, electric service, or electrical inspection fees and will consider them incidental to this item of work. The Department will also not measure connecting the induction loop amplifiers, pedestrian, isolators, load switches, model 400 modem card; furnishing and installing electrical service conductors, specified conduits, anchors, meter base, fused cutout, fuses, ground rods, ground wires and will consider them incidental to this item of work.
<b>Subsection:</b>	723.04.22 Remove Signal Equipment.
<b>Revision:</b>	Replace the paragraph with the following: The Department will measure the quantity as a lump sum removal of signal equipment. The Department will not measure the return of control equipment and signal heads to the Department of Highways as directed by the District Traffic Engineer. The Department also will not measure the transportation of materials of the disposal of all other equipment and materials off the project by the contractor and will consider them incidental to this item of work.
<b>Subsection:</b>	723.04.28 Install Pedestrian Detector Audible.
<b>Revision:</b>	Replace the second sentence with the following: The Department will not measure installing sign R10-3e (with arrow) and will consider it incidental to this item of work.
<b>Subsection:</b>	723.04.29 Audible Pedestrian Detector.
<b>Revision:</b>	Replace the second sentence with the following: The Department will not measure furnishing and installing the sign R10-3e (with arrow) and will consider it incidental to this item of work.
<b>Subsection:</b>	723.04.30 Bore and Jack Conduit.
<b>Revision:</b>	Replace the paragraph with the following: The Department will measure the quantity in linear feet. This item shall include all work necessary for boring and installing conduit under an existing roadway. Construction methods shall be in accordance with Sections 706.03.02, paragraphs 1, 2, and 4.
<b>Subsection:</b>	723.04.31 Install Pedestrian Detector.
<b>Revision:</b>	Replace the paragraph with the following: The Department will measure the quantity as each individual unit installed and connected to pole/pedestal. The Department will not measure installing sign R 10-3e (with arrow) and will consider it incidental to this item of work.
<b>Subsection:</b>	723.04.32 Install Mast Arm Pole.
<b>Revision:</b>	Replace the second sentence with the following: The Department will not measure arms, signal mounting brackets, anchor bolts, or any other necessary hardware and will consider them incidental to this item of work.
<b>Subsection:</b>	723.04.33 Pedestal Post.
<b>Revision:</b>	Replace the second sentence with the following: The Department will not measure excavation, concrete, reinforcing steel, anchor bolts, conduit, fittings, ground rod, ground wire, backfilling, restoration, or any other necessary hardware and will consider them incidental to this item of work.

Supplemental Specifications to the  
Standard Specifications for Road and Bridge Construction, 2012 Edition  
Effective with the August 22, 2014 Letting

<b>Subsection:</b>	723.04.36 Traffic Signal Pole Base.															
<b>Revision:</b>	Replace the second sentence with the following: The Department will not measure excavation, reinforcing steel, anchor bolts, specified conduits, ground rods, ground wires, backfilling, or restoration and will consider them incidental to this item of work.															
<b>Subsection:</b>	723.04.37 Install Signal Pedestal.															
<b>Revision:</b>	Replace the second sentence with the following: The Department will not measure excavation, concrete, reinforcing steel, anchor bolts, specified conduits, fittings, ground rod, ground wire, backfilling, restoration, or any other necessary hardware and will consider them incidental to this item of work.															
<b>Subsection:</b>	723.04.38 Install Pedestal Post.															
<b>Revision:</b>	Replace the second sentence with the following: The Department will not measure excavation, concrete, reinforcing steel, anchor bolts, specified conduits, fittings, ground rod, ground wire, backfilling, restoration, or any other necessary hardware and will consider them incidental to this item of work.															
<b>Subsection:</b>	723.05 PAYMENT.															
<b>Revision:</b>	<p>Replace items 04810-04811, 20391NS835 and, 20392NS835 under <u>Code</u>, <u>Pay Item</u>, and <u>Pay Unit</u> with the following:</p> <table><tr><td><u>Code</u></td><td><u>Pay Item</u></td><td><u>Pay Unit</u></td></tr><tr><td>04810</td><td>Electrical Junction Box</td><td>Each</td></tr><tr><td>04811</td><td>Electrical Junction Box Type B</td><td>Each</td></tr><tr><td>20391NS835</td><td>Electrical Junction Box Type A</td><td>Each</td></tr><tr><td>20392NS835</td><td>Electrical Junction Box Type C</td><td>Each</td></tr></table>	<u>Code</u>	<u>Pay Item</u>	<u>Pay Unit</u>	04810	Electrical Junction Box	Each	04811	Electrical Junction Box Type B	Each	20391NS835	Electrical Junction Box Type A	Each	20392NS835	Electrical Junction Box Type C	Each
<u>Code</u>	<u>Pay Item</u>	<u>Pay Unit</u>														
04810	Electrical Junction Box	Each														
04811	Electrical Junction Box Type B	Each														
20391NS835	Electrical Junction Box Type A	Each														
20392NS835	Electrical Junction Box Type C	Each														
<b>Subsection:</b>	804.01.02 Crushed Sand.															
<b>Revision:</b>	Delete last sentence of the section.															
<b>Subsection:</b>	804.01.06 Slag.															
<b>Revision:</b>	<p>Add subsection and following sentence.</p> <p>Provide blast furnace slag sand where permitted. The Department will allow steel slag sand only in asphalt surface applications.</p>															
<b>Subsection:</b>	804.04 Asphalt Mixtures.															
<b>Revision:</b>	<p>Replace the subsection with the following:</p> <p>Provide natural, crushed, conglomerate, or blast furnace slag sand, with the addition of filler as necessary, to meet gradation requirements. The Department will allow any combination of natural, crushed, conglomerate or blast furnace slag sand when the combination is achieved using cold feeds at the plant. The Engineer may allow other fine aggregates.</p>															
<b>Subsection:</b>	806.03.01 General Requirements.															
<b>Revision:</b>	<p>Replace the second sentence of the paragraph with the following:</p> <p>Additionally, the material must have a minimum solubility of 99.0 percent when tested according to AASHTO T 44 and PG 76-22 must exhibit a minimum recovery of 60 percent, with a J<sub>NR</sub> (nonrecoverable creep compliance) between 0.1 and 0.5, when tested according to AASHTO TP 70.</p>															



Supplemental Specifications to the  
Standard Specifications for Road and Bridge Construction, 2012 Edition  
Effective with the August 22, 2014 Letting

<b>Subsection:</b>	806.03.01 General Requirements.						
<b>Table:</b>	PG Binder Requirements and Price Adjustment Schedule						
<b>Revision:</b>	Replace the Elastic Recovery, % <sup>(3)</sup> (AASHTO T301) and all corresponding values in the table with the following:						
	<u>Test</u>	<u>Specification</u>	<u>100% Pay</u>	<u>90% Pay</u>	<u>80% Pay</u>	<u>70% Pay</u>	<u>50%Pay<sup>(1)</sup></u>
	MSCR recovery, % <sup>(3)</sup>	60 Min.	≥58	56	55	54	<53
	(AASHTO TP 70)						
<b>Subsection:</b>	806.03.01 General Requirements.						
<b>Table:</b>	PG Binder Requirements and Price Adjustment Schedule						
<b>Superscript:</b>	(3)						
<b>Revision:</b>	Replace <sup>(3)</sup> with the following: Perform testing at 64°C.						
<b>Subsection:</b>	813.04 Gray Iron Castings.						
<b>Revision:</b>	Replace the reference to "AASHTO M105" with "ASTM A48".						
<b>Subsection:</b>	813.09.02 High Strength Steel Bolts, Nuts, and Washers.						
<b>Number:</b>	A) Bolts.						
<b>Revision:</b>	Delete first paragraph and "Hardness Number" Table. Replace with the following: A) Bolts. Conform to ASTM A325 (AASHTO M164) or ASTM A490 (AASHTO 253) as applicable.						
<b>Subsection:</b>	814.04.02 Timber Guardrail Posts.						
<b>Revision:</b>	Third paragraph, replace the reference to "AWPA C14" with "AWPA U1, Section B, Paragraph 4.1".						
<b>Subsection:</b>	814.04.02 Timber Guardrail Posts.						
<b>Revision:</b>	Replace the first sentence of the fourth paragraph with the following: Use any of the species of wood for round or square posts covered under AWPA U1.						
<b>Subsection:</b>	814.04.02 Timber Guardrail Posts.						
<b>Revision:</b>	Fourth paragraph, replace the reference to "AWPA C2" with "AWPA U1, Section B, Paragraph 4.1".						
<b>Subsection:</b>	814.04.02 Timber Guardrail Posts.						
<b>Revision:</b>	Delete the second sentence of the fourth paragraph.						
<b>Subsection:</b>	814.05.02 Composite Plastic.						
<b>Revision:</b>	1) Add the following to the beginning of the first paragraph: Select composite offset blocks conforming to this section and assure blocks are from a manufacturer included on the Department's List of Approved Materials. 2) Delete the last paragraph of the subsection.						
<b>Subsection:</b>	816.07.02 Wood Posts and Braces.						
<b>Revision:</b>	First paragraph, replace the reference to "AWPA C5" with "AWPA U1, Section B, Paragraph 4.1".						
<b>Subsection:</b>	816.07.02 Wood Posts and Braces.						
<b>Revision:</b>	Delete the second sentence of the first paragraph.						
<b>Subsection:</b>	818.07 Preservative Treatment.						
<b>Revision:</b>	First paragraph, replace all references to "AWPA C14" with "AWPA U1, Section A".						

Supplemental Specifications to the  
Standard Specifications for Road and Bridge Construction, 2012 Edition  
Effective with the August 22, 2014 Letting

<b>Subsection:</b>	834.14 Lighting Poles.
<b>Revision:</b>	Replace the first sentence with the following: Lighting pole design shall be in accordance with loading and allowable stress requirements of the AASHTO Standard Specifications for Structural Supports for Highway Signs, Luminaires, and Traffic Signals, 2013-6th Edition with current interims, with the exception of the following: The Cabinet will waive the requirement stated in the first sentence of Section 5.14.6.2 – Reinforced Holes and Cutouts for high mast poles (only). The minimum diameter at the base of the pole shall be 22 inches for high mast poles (only).
<b>Subsection</b>	834.14.03 High Mast Poles.
<b>Revision:</b>	Remove the second and fourth sentence from the first paragraph.
<b>Subsection</b>	834.14.03 High Mast Poles.
<b>Revision:</b>	Replace the third paragraph with the following: Provide calculations and drawings that are stamped by a Professional Engineer licensed in the Commonwealth of Kentucky.
<b>Subsection:</b>	834.14.03 High Mast Poles.
<b>Revision:</b>	<p>Replace paragraph six with the following: Provide a pole section that conforms to ASTM A 595 grade A with a minimum yield strength of 55 KSI or ASTM A 572 with a minimum yield strength of 55 KSI. Use tubes that are round or 16 sided with a four inch corner radius, have a constant linear taper of .144 in/ft and contain only one longitudinal seam weld. Circumferential welded tube butt splices and laminated tubes are not permitted. Provide pole sections that are telescopically slip fit assembled in the field to facilitate inspection of interior surface welds and the protective coating. The minimum length of the telescopic slip splices shall be 1.5 times the inside diameter of the exposed end of the female section. Use longitudinal seam welds as commended in Section 5.15 of the AASHTO 2013 Specifications. The thickness of the transverse base shall not be less than 2 inches. Plates shall be integrally welded to the tubes with a telescopic welded joint or a full penetration groove weld with backup bar.</p> <p>The handhole cover shall be removable from the handhole frame. One the frame side opposite the hinge, provide a mechanism on the handhole cover/frame to place the Department’s standard padlock as specified in Section 834.25. The handhole frame shall have two stainless studs installed opposite the hinge to secure the handhole cover to the frame which includes providing stainless steel wing nuts and washers. The handhole cover shall be manufactured from 0.25 inch thick galvanized steel (ASTM A 153) and have a neoprene rubber gasket that is permanently secured to the handhole frame to insure weather-tight protection. The hinge shall be manufactured from 7-guage stainless steel to provide adjustability to insure weather-tight fit for the cover. The minimum clear distance between the transverse plate and the bottom opening of the handhole shall not be less than the diameter of the bottom tube of the pole but needs to be at least 15 inches. Provide products that are hot-dip galvanized to the requirements of either ASTM A123 (fabricated products) or ASTM A 153 (hardware items).</p>
<b>Subsection:</b>	834.16 ANCHOR BOLTS.
<b>Revision:</b>	Insert the following sentence at the beginning of the paragraph: The anchor bolt design shall follow the NCHRP Report 494 Section 2.4 and NCHRP 469 Appendix A Specifications.

**Supplemental Specifications to the  
Standard Specifications for Road and Bridge Construction, 2012 Edition  
Effective with the August 22, 2014 Letting**

<b>Subsection:</b>	834.17.01 Conventional.
<b>Revision:</b>	Add the following sentence after the second sentence: Provide a waterproof sticker mounted on the bottom of the housing that is legible from the ground and indicates the wattage of the fixture by providing the first two numbers of the wattage.
<b>Subsection:</b>	834.21.01 Waterproof Enclosures.
<b>Revision:</b>	Replace the last five sentences in the second paragraph with the following sentences: Provide a cabinet door with a louvered air vent, filter-retaining brackets and an easy to clean metal filter. Provide a cabinet door that is keyed with a factory installed standard no. 2 corbin traffic control key. Provide a light fixture with switch and bulb. Use a 120-volt fixture and utilize a L.E.D. bulb (equivalent to 60 watts minimum). Fixture shall be situated at or near the top of the cabinet and illuminate the contents of the cabinet. Provide a 120 VAC GFI duplex receptacle in the enclosure with a separate 20 amp breaker.
<b>Subsection:</b>	835.07 Traffic Poles.
<b>Revision:</b>	Replace the first sentence of the first paragraph with the following: Pole diameter and wall thickness shall be calculated in accordance with the AASHTO Standard Specifications for Structural Supports for Highway Signs, Luminaires, and Traffic Signals, 2013-6th Edition with current interims.
<b>Subsection:</b>	835.07 Traffic Poles.
<b>Revision:</b>	*Replace the first sentence of the fourth paragraph with the following: Ensure transverse plates have a thickness $\geq 2$ inches. *Add the following sentence to the end of the fourth paragraph: The bottom pole diameter shall not be less than 16.25 inches.
<b>Subsection:</b>	835.07 Traffic Poles.
<b>Revision:</b>	Replace the third sentence of the fifth paragraph with the following: For anchor bolt design, pole forces shall be positioned in such a manner to maximize the force on any individual anchor bolt regardless of the actual anchor bolt orientation with the pole.
<b>Subsection:</b>	835.07 Traffic Poles.
<b>Revision:</b>	Replace the first and second sentence of the sixth paragraph with the following: The pole handhole shall be 25 inches by 6.5 inches. The handhole cover shall be removable from the handhole frame. On the frame side opposite the hinge, provide a mechanism on the handhole cover/frame to place the Department's standard padlock as specified in Section 834.25. The handhole frame shall have two stainless studs installed opposite the hinge to secure the handhole cover to the frame which includes providing stainless steel wing nuts and washers. The handhole cover shall be manufactured from 0.25 inch thick galvanized steel (ASTM 153) and have a neoprene rubber gasket that is permanently secured to the handhole frame to insure weather-tight protection. The hinge shall be manufactured from 7 gauge stainless steel to provide adjustability to insure a weather-tight fit for the cover. The minimum clear distance between the transverse plate and the bottom opening of the handhole shall not be less than the diameter of the bottom tube but needs to be at least 12 inches.

Supplemental Specifications to the  
Standard Specifications for Road and Bridge Construction, 2012 Edition  
Effective with the August 22, 2014 Letting

<b>Subsection:</b>	835.07 Traffic Poles.									
<b>Revision:</b>	*Replace the first sentence of the last paragraph with the following: Provide calculations and drawings that are stamped by a Professional Engineer licensed in the Commonwealth of Kentucky. *Replace the third sentence of the last paragraph with the following: All tables referenced in 835.07 are found in the AASHTO Standard Specifications for Structural Supports for Highway Signs, Luminaires, and Traffic Signals, 2013-6th Edition with current interims.									
<b>Subsection:</b>	835.07.01 Steel Strain Poles.									
<b>Revision:</b>	Replace the second sentence of the second paragraph with the following: The detailed analysis shall be certified by a Professional Engineer licensed in the Commonwealth of Kentucky.									
<b>Subsection:</b>	835.07.01 Steel Strain Poles.									
<b>Revision:</b>	Replace number 7. after the second paragraph with the following: 7. Fatigue calculations should be shown for all fatigue related connections. Provide the corresponding detail, stress category and example from table 11.9.3.1-1.									
<b>Subsection:</b>	835.07.02 Mast Arm Poles.									
<b>Revision:</b>	Replace the second sentence of the fourth paragraph with the following: The detailed analysis shall be certified by a Professional Engineer licensed in the Commonwealth of Kentucky.									
<b>Subsection:</b>	835.07.02 Mast Arm Poles.									
<b>Revision:</b>	Replace number 7) after the fourth paragraph with the following: 7) Fatigue calculations should be shown for all fatigue related connections. Provide the corresponding detail, stress category and example from table 11.9.3.1-1.									
<b>Subsection:</b>	835.07.03 Anchor Bolts.									
<b>Revision:</b>	Add the following to the end of the paragraph: There shall be two steel templates (one can be used for the headed part of the anchor bolt when designed in this manner) provided per pole. Templates shall be contained within a 26.5 inch diameter. All templates shall be fully galvanized (ASTM A 153).									
<b>Subsection:</b>	835.16.05 Optical Units.									
<b>Revision:</b>	Replace the 3rd paragraph with the following: The list of certified products can be found on the following website: <a href="http://www.intertek.com">http://www.intertek.com</a> .									
<b>Subsection:</b>	835.19.01 Pedestrian Detector Body.									
<b>Revision:</b>	Replace the first sentence with the following: Provide a four holed pole mounted aluminum rectangular housing that is compatible with the pedestrian detector.									
<b>Subsection:</b>	843.01.01 Geotextile Fabric.									
<b>Table:</b>	TYPE I FABRIC GEOTEXTILES FOR SLOPE PROTECTION AND CHANNEL LINING									
<b>Revision:</b>	Add the following to the chart: <table><tr><td><u>Property</u></td><td><u>Minimum Value<sup>(1)</sup></u></td><td><u>Test Method</u></td></tr><tr><td>CBR Puncture (lbs)</td><td>494</td><td>ASTM D6241</td></tr><tr><td>Permittivity (1/s)</td><td>0.7</td><td>ASTM D4491</td></tr></table>	<u>Property</u>	<u>Minimum Value<sup>(1)</sup></u>	<u>Test Method</u>	CBR Puncture (lbs)	494	ASTM D6241	Permittivity (1/s)	0.7	ASTM D4491
<u>Property</u>	<u>Minimum Value<sup>(1)</sup></u>	<u>Test Method</u>								
CBR Puncture (lbs)	494	ASTM D6241								
Permittivity (1/s)	0.7	ASTM D4491								



Supplemental Specifications to the  
Standard Specifications for Road and Bridge Construction, 2012 Edition  
Effective with the August 22, 2014 Letting

<b>Subsection:</b>	843.01.01 Geotextile Fabric.		
<b>Table:</b>	TYPE II FABRIC GEOTEXTILES FOR UNDERDRAINS		
<b>Revision:</b>	Add the following to the chart:		
	<u>Property</u>	<u>Minimum Value<sup>(1)</sup></u>	<u>Test Method</u>
	CBR Puncture (lbs)	210	ASTM D6241
	Permittivity (1/s)	0.5	ASTM D4491
<b>Subsection:</b>	843.01.01 Geotextile Fabric.		
<b>Table:</b>	TYPE III FABRIC GEOTEXTILES FOR SUBGRADE OR EMBANKMENT STABILIZATION		
<b>Revision:</b>	Add the following to the chart:		
	<u>Property</u>	<u>Minimum Value<sup>(1)</sup></u>	<u>Test Method</u>
	CBR Puncture (lbs)	370	ASTM D6241
	Permittivity (1/s)	0.05	ASTM D4491
<b>Subsection:</b>	843.01.01 Geotextile Fabric.		
<b>Table:</b>	TYPE IV FABRIC GEOTEXTILES FOR EMBANKMENT DRAINAGE BLANKETS AND PAVEMENT EDGE DRAINS		
<b>Revision:</b>	Add the following to the chart:		
	<u>Property</u>	<u>Minimum Value<sup>(1)</sup></u>	<u>Test Method</u>
	CBR Puncture (lbs)	309	ASTM D6241
	Permittivity (1/s)	0.5	ASTM D4491
<b>Subsection:</b>	843.01.01 Geotextile Fabric.		
<b>Table:</b>	TYPE V HIGH STRENGTH GEOTEXTILE FABRIC		
<b>Revision:</b>	Make the following changes to the chart:		
	<u>Property</u>	<u>Minimum Value<sup>(1)</sup></u>	<u>Test Method</u>
	CBR Puncture (lbs)	618	ASTM D6241
	Grab Strength (lbs)	700	ASTM D4632
	Apparent Opening Size	U.S. #40 <sup>(3)</sup>	ASTM D4751
	<sup>(3)</sup> Maximum average roll value.		

11C

## **SPECIAL NOTE FOR DRILLED SHAFTS**

**1.0 DESCRIPTION.** Furnish all equipment, materials and labor necessary for constructing reinforced concrete drilled shafts in cylindrically excavated holes according to the details shown on the plans or as the Engineer directs. Construct the shaft to the lines and dimensions shown on the plans, or as the Engineer directs. Section references herein are to the Department's 2012 Standard Specifications for Road and Bridge Construction.

## **2.0 MATERIALS.**

**2.1 Concrete.** Use Class A Modified concrete unless otherwise shown on the plans. The slump at the time of placement shall be 6.5 to 9.5 inches, the coarse aggregate shall be size 67, 68, 78, 8 or 9M, and the water/cementitious material ratio shall not exceed 0.45. Include water reducing and retarding admixtures. Type F high range water reducers used in combination with retarding admixtures or Type G high range water reducers fully meeting trial batch requirements are permitted and Class F fly ash is permitted in conformance with Section 601. Design the mix such that the concrete slump exceeds 4 inches at 4 hours after batching. If the estimated concrete transport, plus time to complete placement, exceeds 4 hours, design the concrete to have a slump that exceeds 4 inches or more for the greater time after batching and demonstrate that the slump requirement can be achieved after the extended time period using a trial batch.

Perform trial batches prior to beginning drilled shaft construction in order to demonstrate the adequacy of the proposed concrete mix. Demonstrate that the mix to be used will meet the requirements for temperature, slump, air content, water/cementitious material ratio, and compressive strength. Use the ingredients, proportions and equipment (including batching, mixing, and delivery) to be used on the project. Make at least 2 independent consecutive trial batches of 3 cubic yards each using the same mix proportions and meeting all specification requirements for mix design approval. Submit a report containing these results for slump, air content, water/cement ratio, temperature, and compressive strength and mix proportions for each trial batch to the Engineer for review and approval. Failure to demonstrate the adequacy of the concrete mix, methods, or equipment to the Engineer is cause for the Engineer to require appropriate alterations in concrete mix, equipment, and/or method by the Contractor to eliminate unsatisfactory results. Perform additional trial batches required to demonstrate the adequacy of the concrete mix, method, or equipment.

**2.2 Steel Reinforcement.** Provide Grade 60 deformed bars conforming to Section 811 of the Standard Specifications. Rail steel is permitted for straight bars only. Place according to Section 602 of the Standard Specifications, this Special Note, and the plans. Use non-corrosive centering devices and feet to maintain the specified reinforcement clearances.

**2.3 Casings.** Provide casing meeting the requirements of ASTM A 252 Grade 2 or better unless otherwise specified. Ensure casing is smooth, clean, watertight, true and straight, and of ample strength to withstand handling, installation, and extraction stresses and the pressure of both concrete and the surrounding earth materials. Ensure the outside diameter of casing is not less than the specified diameter of shaft.

Use only continuous casings. Cut off the casing at the prescribed elevation and trim to within tolerances prior to acceptance. Extend casing into bedrock a sufficient distance to stabilize the shaft excavation against collapse, excessive deformation, and/or flow of water if required and/or shown on the plans.

Install from the work platform continuous casing meeting the design thickness requirements, but not less than 3/8 inch, to the elevations shown on the plans. When drilled

11C

shafts are located in open water areas, extend casings above the water elevation to the plan tip elevation to protect the shaft concrete from water action during concrete placement and curing. All casing is permanent unless temporary casing is specified in the contract drawings or documents. Permanent casing is incidental to the applicable drilled shaft unit bid price unless noted otherwise in the contract. Temporary casing may be required for drilled shafts not socketed into bedrock. If temporary surface casings are used, extend each casing up to the work platform. Remove all temporary surface casing prior to final acceptance unless otherwise permitted by the Central Office Construction Engineer.

Ensure casing splices have full penetration butt welds conforming to the current edition of AWS D1.1 with no exterior or interior splice plates and produce true and straight casing.

**2.4 Slurry.** When slurry is to be used for installation of the Drilled Shaft, submit a detailed plan for its use and disposal. The plan should include, but not be limited to the following:

- 1) Material properties
- 2) Mixing requirements and procedures
- 3) Testing requirements
- 4) Placement procedures
- 5) Disposal techniques

Obtain the Central Office Division of Construction's approval for the slurry use and disposal plan before installing drilled shafts.

**2.5 Tremies.** Provide tremies of sufficient length, weight, and diameter to discharge concrete at the shaft base elevation. Ensure the tremie diameter is least 6 times the maximum size coarse aggregate to be used in the concrete mix and no less than 10 inches. Provide adequate wall thickness to prevent crimping or sharp bends that restrict concrete placement. Support tremies used for depositing concrete in a dry drilled shaft excavation so that the free fall of the concrete does not cause the shaft excavation to cave or slough. Maintain a clean and smooth tremie surface to permit both flow of concrete and unimpeded withdrawal during concrete placement. Do not allow any aluminum parts to contact the concrete. Construct tremies used to deposit concrete for wet excavations so that they are watertight and will readily discharge concrete.

**2.6 Concrete Pumps.** Provide pump lines with a minimum diameter of 5 inches and watertight joints.

**2.7 Drop Chutes.** Do not use aluminum drop chutes.

### **3.0 CONSTRUCTION.**

#### **3.1 Preconstruction.**

**3.1.1 Prequalification.** The Department will require prequalification by the Division of Construction Procurement before accepting a bid for the construction of Drilled Shafts.

**3.1.2 Pre-Bid Inspection.** Inspect both the project site and all subsurface information, including any soil or rock samples, prior to submitting a bid. Contact the Geotechnical Branch (502-564-2374) to schedule a viewing of the subsurface information. Failure to inspect the project site and view the

11C

subsurface information will result in the forfeiture of the right to file a claim based on site conditions and may result in disqualification from the project.

**3.1.3 Drilled Shaft Installation Plan.** Upon request, the Department will review a Drilled Shaft Installation Plan. Submit the plan no later than 45 calendar days prior to constructing drilled shafts. Items covered in this plan should include, but not be limited to the following:

- 1) Name and experience record of jobsite drilled shaft superintendent and foremen in charge of drilled shaft operations for each shift.
- 2) List and size of proposed equipment including cranes, drills, augers, bailing buckets, final cleaning equipment, de-sanding equipment, slurry pumps, core sampling equipment, tremies or concrete pumps, casings, etc.
- 3) Details of overall construction operation sequence and the sequence of shaft construction in the bents or groups.
- 4) Details of shaft excavation methods including methods to over-ream or roughen shaft walls, if necessary.
- 5) Details of slurry when the use of slurry is anticipated. Include methods to mix, circulate, and de-sand the proposed slurry. Provide details of proposed testing, test methods, sampling methods, and test equipment.
- 6) Details of proposed methods to clean shaft and inside of casing after initial excavation.
- 7) Details of reinforcement handling, lifting, and placement including support and method to center in shaft. Also include rebar cage support during concrete placement and temporary casing removal.
- 8) Details of concrete placement including procedures for concrete tremie or pump. Include initial placement, raising during placement, and overfilling of the shaft to expel contaminated concrete.
- 9) Required submittals including shop drawings and concrete design mixes.
- 10) Other information shown in the plans or requested by the Engineer.
- 11) Special considerations for wet construction.
- 12) Details of environmental control procedures to protect the environment from discharge of excavation spoil, slurry (natural and mineral), and concrete over-pour.

The Division of Construction will review the submitted procedure and provide comments and recommendations. The Contractor is responsible for satisfactory construction and ultimate performance of the Drilled Shaft.

**3.2 General Construction.** Construct drilled shafts as indicated in the plans or described in this Special Note by either the dry or wet method. When the plans describe a particular method of construction, use this method unless the Engineer permits otherwise. When the plans do not describe a particular method, propose a method on the basis of its suitability to the site conditions. Approval of this proposed method is contingent upon the satisfactory results of the technique shaft.

The construction of the first drilled shaft or technique shaft will be used to determine if the methods and equipment used by the contractor are sufficient to produce a completed shaft meeting the requirements of the plans and specifications. Ability to control dimensions and alignment of excavations within tolerances; to seal the casing into impervious materials; to prevent caving or deterioration of subsurface materials by the use of slurry or other means; to



11C

properly clean the completed shaft excavation; to construct excavations in open water areas when required by the plans; to establish methods for boring or over-reaming when required by the plans; to determine the elevation of ground water; to satisfactorily handle, lift, place, and support the reinforcement cage; to satisfactorily place concrete meeting the specifications within the prescribed time frame; and to satisfactorily execute any other necessary construction operations will be evaluated during construction of the first shaft(s). Revise the methods and equipment as necessary at any time during the construction of the first shaft when unable to satisfactorily carry out any of the necessary operations described above or unable to control the dimensions and alignment of the shaft excavation within tolerances. Accurately locate technique so they may be used in the finished structure unless directed otherwise in the contract document or by the Engineer.

If at any time the Contractor fails to satisfactorily demonstrate, to the satisfaction of the Engineer, the adequacy of methods or equipment and alterations are required, additional technique shafts will be required at no additional cost to the Department and with no extension of contract time. Additional technique shafts shall be located as near as possible to the proposed production shafts but in a location as not to interfere with other construction activities. Once approval has been given to construct production shafts, no changes will be permitted in the methods or equipment used to construct the satisfactory shaft without written approval of the Engineer.

Do not make a claim against the Department for costs of construction delays, or any materials, labor, or equipment that may be necessary due to the Contractor's failure to furnish drilled shafts of a length sufficient to obtain the required bearing values, or for variations in length due to subsurface conditions that may be encountered. Soundings, boring logs, soil profiles, or other subsurface data included in the Contract documents are used by the Department for design and making preliminary estimates of quantities and should be used only at the risk of the Contractor for determining equipment, materials, or labor necessary for drilling shafts as required by the contract.

When necessary, set temporary removable surface casing. Use surface casing of sufficient length to prevent caving of the surface soils and to aid in maintaining shaft position and alignment. Pre-drilling with slurry and/or over-reaming to the outside diameter of the casing may be required to install the surface casing at some sites.

Provide equipment capable of constructing shafts to the deepest shaft depth shown in the plans plus 15 feet, 20 percent greater than the longest shaft (measured from the ground or water surface to the tip of the shaft), or 3 times the shaft diameter, whichever is greater. Blasting excavation methods are not permitted.

Use permanent casing unless otherwise noted in the Contract. Place casing as shown on the plans before beginning excavation. If full penetration cannot be attained, the Engineer may direct that excavation through the casing be accomplished and the casing advanced until reaching the plan tip elevation. In some cases, over-reaming to the outside diameter of the casing may be required before placing the casing. Cut off the casing at the prescribed elevation and leave the remainder of the casing in place. Do not use vibratory hammers for casing installation within 50 feet of shafts that have been completed less than 24 hours.

**3.2.1 Dry Construction Method.** Use the dry construction method only at sites where the ground water table and soil conditions (generally stiff to hard clays or rock above the water table) make it feasible to construct the shaft in a relatively dry excavation and where the sides and bottom of the shaft are stable and may be visually inspected by the Engineer prior to placing the concrete. The dry construction method consists of drilling the shaft excavation, removing accumulated seepage water and loose material from the excavation, and placing the shaft concrete in a relatively dry excavation.

11C

**3.2.2 Wet Construction Method.** Use the wet construction method at all sites where it is impractical to excavate by the dry method. The wet construction method consists of drilling the shaft excavation below the water table, keeping the shaft filled with water (including natural slurry formed during the drilling process) or slurry as defined in part 2.4 of this Special Note, desanding and cleaning the slurry as required, final cleaning of the excavation by means of a bailing bucket, air lift, submersible pump or other approved devices and placing the shaft concrete (with a tremie or concrete pump beginning at the shaft bottom) which displaces the water or slurry as concrete is placed.

Where drilled shafts are located in open water areas, construct the shafts by the wet method using casings extending from above water elevation to the plan casing tip elevation to protect the shaft concrete from water action during placement and curing. Install the casing in a manner that will produce a positive seal at the bottom of the casing.

**3.3 Slurry.** When the Contractor elects to use slurry, adjust construction operations so that the slurry is in contact with the bottom 5 feet of the shaft for less than 4 hours unless the Engineer approves otherwise. If the 4-hour limit is exceeded, over-ream the bottom 5 feet of shaft.

**3.4 Cleaning.** Over-reaming, cleaning, or wire brushing the sidewalls of the shaft excavation and permanent casings may be necessary to remove the depth of softening or to remove excessive slurry cake buildup as indicated by sidewall samples or other test methods employed by the Engineer. Over-ream around the perimeter of the excavation a minimum depth of 1/2 inch and maximum depth of 3 inches.

**3.5 Subsurface Exploration.** Take subsurface exploration borings when shown on the plans or as the Engineer directs to determine the character of the material that the shaft extends through and the material directly below the shaft excavation. Complete subsurface exploration borings prior to beginning excavation for any drilled shaft in a group. Unless directed otherwise, extend subsurface exploration borings a minimum depth of 3 shaft diameters but not less than 10 feet below the bottom of the anticipated tip of drilled shaft excavation as shown on the plans. For subsurface exploration borings where soil sampling is required use thin-wall tube samples and perform standard penetration tests according to the Department's current Geotechnical Manual. When shafts extend into bedrock, soil samples are not required unless otherwise specified. Perform rock core drilling according to the Department's Geotechnical Manual. When the Engineer directs, perform additional subsurface exploration borings prior to drilled shaft construction. Measure soil samples and/or rock cores and visually identify and describe them on the subsurface log according to the Department's current Geotechnical Manual. Subsurface exploration borings must be performed by contractors/consultants prequalified by the Department's Division of Professional Services for Geotechnical Drilling Services at the time that field work begins.

The Engineer or geotechnical branch representative may be on-site during the subsurface exploration process to evaluate the soil and/or rock core samples. The Engineer or geotechnical branch representative will determine the need to extend the borings to depths greater than the depths previously specified. Handle, label, identify, and store soil and/or rock samples according to the Department's current Geotechnical Manual and deliver them with the subsurface logs to the geotechnical branch's rock core lab in Frankfort within 24-hours of completing the borings, unless directed otherwise.

The Engineer will inspect the soil samples and/or cores and determine the final depth of required excavation (final drilled shaft tip elevation) based on evaluation of the material's suitability. The Engineer will establish the final tip elevations for shaft locations, other than

11C

those for which subsurface exploration borings have been performed, based on the results of the subsurface exploration. Within 15 calendar days after completion of the subsurface exploration borings, the Engineer will notify the contractor of the final tip elevations for shaft locations.

**3.6 Excavations.** The plans indicate the expected depths, the top of shaft elevations, and the estimated bottom of shaft elevations between which the drilled shaft are to be constructed. Drilled shafts may be extended deeper when the Engineer determines that the material encountered while drilling the shaft excavation is unsuitable and/or is not the same as anticipated in the design of the drilled shaft. Drilled shafts may be shortened when the Engineer determines the material encountered is better than that anticipated.

Begin drilled shaft excavation the excavation, excavation inspection, reinforcement placement, and concrete placement can be completed as one continuous operation. Do not construct new shafts within 24 hours adjacent to recently completed shafts if the center-to-center spacing is less than 3 shaft diameters.

Dispose of excavated material removed from the shaft according to the Standard Specifications or the contract documents.

Do not allow workmen to enter the shaft excavation for any reason unless both a suitable casing has been installed and adequate safety equipment and procedures have been provided to the workmen entering the excavation. Recommended Procedures for the Entry of Drilled Shaft Foundation Excavations, prepared by ADSC: The International Association of Foundation Drilling provides guideline recommendations for down-hole entry of drilled excavations.

**3.7 Obstructions.** Remove subsurface obstructions at drilled shaft locations. Such obstructions may include man-made materials such as old concrete foundations or natural materials such as boulders. Blasting is not permitted.

**3.8 Inspections of Excavations.** Provide equipment for checking the dimensions and alignment of each shaft excavation. Determine the dimensions and alignment of the shaft excavation under the observation and direction of the Engineer. Provide equipment necessary to verify shaft cleanliness for the method of inspection selected by the Engineer.

Measure final shaft depths with a weighted tape or other approved methods after final cleaning. Ensure the base of each shaft has less than ½ inch of sediment at the time of concrete placement. For dry excavations, do not allow the depth of water to exceed 3 inches for tremie or pump methods of concrete placement. Verify shaft cleanliness to the Engineer using direct visual inspection or other method the Engineers determines acceptable. Video camera or underwater inspection procedures may be used if specified in the plans. Inspect the side surfaces of rock sockets to ensure they are rough and of such condition to ensure bond between the shaft concrete and the rock. Calipers, bent rods, or other devices may be used to inspect the diameter and roughness of rock sockets. When the Engineer directs, mechanically roughen surfaces found to be smooth.

**3.9 Reinforcing Steel Cage Fabrication and Placement.** Assemble the reinforcing steel cage, consisting of longitudinal bars, ties, spirals, cage stiffener bars, spacers, centering devices, and other necessary appurtenances and place as a prefabricated unit immediately after the shaft excavation is inspected and accepted, and just prior to concrete placement.

Tie the reinforcing steel with 100 percent double-wire ties and provide support so that it will remain within allowable tolerances for position. Locate splices as shown on the plans. Splice no more than 50 percent of the longitudinal reinforcing within 2-lap splice lengths of any location or within 3 feet of the splice location if approved mechanical connectors are used. All splices are to be in accordance with plan details. Use bands, temporary cross ties,

11C

etc. as required to provide a reinforcement cage of sufficient rigidity to prevent racking, permanent deformations, etc. during installation.

Use concrete centering devices or other approved non-corrosive centering devices at sufficient intervals along the length of the reinforcement cage to ensure concentric spacing for the entire cage length. As a minimum, provide a set of non-corrosive centering devices at intervals not exceeding 5 feet throughout the length of the shaft. When the size of the longitudinal reinforcement exceeds one inch in diameter the minimum spacing may be increased to 10 feet. As a minimum, provide a set of centering devices within 2 feet of the top and 2 feet of the bottom of the shaft. In addition provide one set of centering devices 2 feet above and 2 feet below each change in shaft diameter. Provide feet (bottom supports) at the bottom of the shaft on vertical bars. As a minimum, provide non-corrosive centering devices at 60 degree intervals around the circumference of the shaft to maintain the required reinforcement clearances. Ensure the centering devices maintain the specified annular clearance between the outside of the reinforcing cage and the side of the excavated hole or casing.

Concrete centering devices and feet will be constructed of concrete equal in quality and durability to the concrete specified for the shaft. Use epoxy coated centering devices fabricated from reinforcing steel. Use feet (bottom supports) of adequate size and number to assure the rebar cage is the proper distance above the bottom as determined by part 3.11 3) of this Special Note. The feet are not intended to support the weight of the cage. In the event that the shaft has been excavated below the anticipated tip elevation, extend the reinforcing cage at the tip (low) end by lap splices, mechanical connectors, or welded splices conforming to the Standard Specifications. In this instance, splices need not be staggered and 100 percent of the reinforcing bars may be spliced at a given location. The bottom 12 inches of the shaft may not be reinforced when below plan tip elevation.

During concrete placement, support the reinforcing cage at or near the top of shaft such that the concrete feet are positioned approximately one inch above the bottom of shaft excavation. Not sooner than 24 hours after the completion of concrete placement, remove temporary supports. Provide the needed equipment, including extra cranes if necessary, to provide this cage support.

Prior to placing the reinforcement cage, demonstrate to the satisfaction of the Engineer that the fabrication and handling methods to be used will result in a reinforcing cage placed in the proper position, with the proper clearances, and without permanent bending, squashing, or racking of the reinforcement cage. During this demonstration bring the cage to an upright position, lower into a shaft excavation, and support as if for concrete placement.

Check the elevation of the top of the reinforcing cage before and after the concrete is placed. If the reinforcing cage is not maintained within the specified tolerances, correct to the satisfaction of the Engineer. Do not construct additional shafts until the contractor has modified his reinforcing cage support to obtain the required tolerances.

**3.10 Concrete Placement.** Place concrete according to the applicable portions of the Standard Specifications and with the requirements set forth herein. Do not apply the provisions of the Special Note 6U for Structural Mass Concrete.

Place concrete as soon as practical after reinforcing steel placement but no later than 4 hours after completion of the shaft excavation. Place concrete continuously from the bottom to above the top elevation of the shaft. For shafts that extend above ground or water surface, place concrete continuously after the shaft is full until good quality concrete is evident at the top of the shaft. Form any portion of the shaft above ground with a removable form or other approved method to the dimensions shown on the plans.

For shafts constructed in the wet with the top of the shaft below the water surface and below top of casing, place concrete to approximately one shaft diameter but no less than 2 feet above the top of shaft elevation. Remove contaminated concrete and deleterious material, as



11C

determined by the Engineer, accumulated above the top of shaft elevation immediately after completing concrete placement. Deleterious material and contaminated concrete may be airlifted under a head of water or slurry provided that the head is maintained at or near the exterior water surface elevation. Carefully remove any concrete remaining above plan top of shaft after curing and excess casing removal.

Place concrete either by free fall, through a tremie, or concrete pump. Use the free fall placement method in dry holes only. The maximum height of free fall placement is 20 feet. Do not allow concrete placed by free fall to contact either the reinforcing cage or hole sidewall. Drop chutes may be used to direct concrete to the base during free fall placement.

Place concrete in the shaft in one continuous operation. Maintain a minimum slump of 4 inches or more throughout the placement for 4 hours after batching. Adjust approved admixtures in the concrete mix for the conditions encountered on the job so that the concrete remains in a workable plastic state throughout the placement. Perform slump loss tests to demonstrate that the concrete will maintain a 4-inch or greater slump for a period of time equal to the estimated transport plus the 2-hour placement time, but not less than 4 hours.

When the Engineer determines the concrete placement methods and/or equipment during construction of any technique and/or production shafts to be inadequate, make appropriate alterations to eliminate unsatisfactory results.

Drilled shafts not meeting the concrete placement requirements of this Special Note or contract plans are unacceptable. Correct all unacceptable completed shafts to the satisfaction of the Engineer.

**3.10.1 Tremie Placement.** Tremies may be used for concrete placement in either wet or dry holes. Extend the tremie to the shaft base elevation before starting underwater placement. Valves, bottom plates, or plugs may be used only if concrete discharge can begin approximately 2 inches above the excavation bottom. Remove plugs from the excavation unless otherwise approved by the Engineer. Maintain tremie discharge at or near the bottom of excavation as long as practical during concrete placement. Immerse tremie discharge end as deep as practical in the concrete but not less than 10 feet.

If at any time during the concrete pour the tremie line orifice is removed from the fluid concrete column and discharges concrete above the rising concrete surface, the entire drilled shaft is considered defective. In such case, remove the reinforcing cage and concrete, complete any necessary sidewall cleaning or over-reaming as directed by the Engineer, and repour the shaft.

**3.10.2 Pumped Concrete.** Concrete pumps and lines may be used for concrete placement in either wet or dry excavations. Do not begin concrete placement until the pump line discharge orifice is at the shaft base elevation.

For wet excavations, use a plug or similar device to separate the concrete from the fluid in the hole until pumping begins. Remove the plug unless otherwise approved by the engineer.

Ensure the discharge orifice remains at least 10 feet below the surface of the fluid concrete. When lifting the pump line during concrete placement, reduce the line pressure until the orifice has been repositioned at a higher level in the excavation.

If at any time during the concrete pour the pump line orifice is removed from the fluid concrete column and discharges concrete above the rising concrete level, the Department will consider the shaft defective. In such case, remove the reinforcing cage and concrete, complete any necessary sidewall cleaning or over-reaming as the Engineer directs, and repour the shaft.

11C

**3.10.3 Drop Chutes.** Drop chutes may be used to direct placement of free fall concrete in excavations where the maximum depth of water does not exceed one inch. Do not use the free fall method of placement in wet excavations. Concrete may be placed through either a hopper at the top of the tube or side openings as the drop chute is retrieved during concrete placement. Reduce the height of free fall and/or reduce the rate of concrete flow into the excavation if the concrete placement causes the shaft excavation to cave or slough, or if the concrete strikes the reinforcing cage or sidewall. When the Engineer determines free fall placement cannot be accomplished satisfactorily, use either tremie or pumping to accomplish the pour.

**3.11 Construction Tolerances.** The following construction tolerances apply to drilled shafts unless otherwise stated in the contract document:

- 1) Construct drilled shaft within 3 inches of plan position in the horizontal plane at the top of the shaft.
- 2) Do not vary the vertical alignment of a shaft excavation from the plan alignment by more than 1/4 inch per foot of depth or 6 inches total.
- 3) Maintain the top of the reinforcing steel cage no more than 6 inches above and no more than 3 inches below plan position.
- 4) All casing diameters shown on the plans refer to O.D. (outside diameter) dimensions. The casing dimensions are subject to American Pipe Institute tolerances applicable to regular steel pipe. A casing larger in diameter than shown in the plans may be used, at no additional cost, with prior approval by the Department.
- 5) Maintain the top of shaft concrete within  $\pm 3$  inches from the plan top of shaft elevation, measured after excess shaft concrete has been removed.
- 6) Design excavation equipment and methods so that the completed shaft excavation will have a planar bottom. Maintain the cutting edges of excavation equipment normal to the vertical axis of the equipment within a tolerance of  $\pm 3/8$  inch per foot of diameter. The tip elevation of the shaft has a tolerance of  $\pm 6$  inches from final shaft tip elevation unless otherwise specified in the plans.

Drilled shaft excavations and completed shafts not constructed within the required tolerances are unacceptable. Correct all unacceptable shaft excavations and completed shafts to the satisfaction of the Engineer. When a shaft excavation is completed with unacceptable tolerances, present corrective measures designed by a registered Professional Engineer for approval.

#### **4.0 MEASUREMENT.**

**4.1 Drilled Shafts.** The Department will not measure for payment any trial batches required to demonstrate the adequacy of the concrete mix, method, or equipment; concrete required to fill an oversized casing or oversized excavation; obstruction removal; over-reaming or sidewall cleaning; inspection work or inspection equipment; materials or work necessary, including engineering analyses and redesign, to alter unacceptable work methods or to complete corrections for unacceptable work; and will consider them incidental to the Drilled Shaft. Unless noted otherwise in the contract documents, casing is incidental to the drilled shaft.

**4.1.1 Drilled Shaft, Common.** The Department will measure the length, in linear feet, of drilled shaft above the top of rock elevation shown on the plans. The

11C

Department will consider this quantity Drilled Shaft, Common regardless of the character of material actually encountered.

**4.1.2 Drilled Shafts, Solid Rock.** The Department will measure the length, in linear feet, of drilled shaft below the top of rock elevation shown on plans. The Department will consider this quantity Drilled Shafts, Solid Rock regardless of the character of material actually encountered during excavation.

**4.2 Technique Shaft.** The Department will pay for technique shaft at the contract unit price per each as detailed on the plans or as directed by the Engineer. This will constitute full compensation for all costs incurred during installation as described herein for ‘Drilled Shaft’ or in the contract documents. No additional compensation beyond the number of technique shafts allowed for in the plans will be permitted for additional technique shafts required because of failure to demonstrate adequacy of methods.

**4.3 Rock Coring and Rock Sounding.** The Department will measure Rock Sounding and Rock Coring shown on the plans, as specified in part 3.5 of this Special Note, and as the Engineer directs, in linear feet to the nearest 0.1-foot. If soil samples are specified in the contract documents they will be incidental to the unit price bid for Rock Sounding. The Department will not measure or pay for subsurface exploration performed deeper than the elevations indicated on the plans and/or in this Special Note, unless directed by the Engineer, and will consider it incidental to these items of work. Additionally, the Department will consider all mobilization, equipment, labor, incidental items, and operations necessary to complete the boring operations incidental to these items of work.

**5.0 PAYMENT.** The Department will make payment for the completed and accepted quantities under the following:

<u>Code</u>	<u>Pay Item</u>	<u>Pay Unit</u>
----	Drilled Shaft, Diameter*, Common	Linear Foot
----	Drilled Shaft, Diameter*, Solid Rock	Linear Foot
----	Technique Shaft	Each
20745ED	Rock Sounding	Linear Foot
20746ED	Rock Coring	Linear Foot

*\* See Plan Sheets for sizes of shafts.*

The Department will consider payment as full compensation for all work required in this note.

June 15, 2012

**SPECIAL PROVISION FOR EMBANKMENT AT  
BRIDGE END BENT STRUCTURES**

This Special Provision will apply when indicated on the plans or in the proposal. Section references herein are to the Department’s 2012 Standard Specifications for Road and Bridge Construction.

**1.0 DESCRIPTION.** Construct a soil, granular, or rock embankment with granular or cohesive pile core and place structure granular backfill, as the Plans require. Construct the embankment according to the requirements of this Special Provision, the Plans, Standard Drawing RGX 100 and 105, and the 2012 Standard Specifications.

**2.0 MATERIALS.**

**2.1 Granular Embankment.** Conform to Subsection 805.10. When Granular Embankment materials are erodible or unstable according to Subsection 805.03.04, use the Special Construction Methods found in 3.2 of the Special Provision.

**2.2 Rock Embankment.** Provide durable rock from roadway excavation that consists principally of Unweathered Limestone, Durable Shale (SDI equal to or greater than 95 according to KM 64-513), or Durable Sandstone.

**2.3 Granular Pile Core.** Select a gradation of durable rock to facilitate pile driving that conforms to Subsection 805.11. If granular pile core material hinders pile driving operations, take appropriate means necessary to reach the required pile tip elevation, at no expense to the Department.

**2.4 Cohesive Pile Core.** Conform to Section 206 of the Standard Specifications and use soil with at least 50 percent passing a No. 4 sieve having a minimum Plasticity Index (PI) of 10. In addition, keep the cohesive pile core free of boulders, larger than 6 inches in any dimension, or any other obstructions, which would interfere with drilling operations. If cohesive pile core material interferes with drilling operations, take appropriate means necessary to maintain excavation stability, at no expense to the Department.

**2.5 Structure Granular Backfill.** Conform to Subsection 805.11

**2.6 Geotextile Fabric.** Conform to Type I or Type IV in Section 214 and 843 as required in the plans.

**3.0 CONSTRUCTION.**

**3.1 General.** Construct roadway embankments at end bents according to Section 206 and in accordance with the Special Provision, the Plans, and Standard Drawings for the full embankment section. In some instances, granular or rock embankment will be required for embankment construction for stability purposes, but this special provision does not prevent the use of soil when appropriate. Refer to the plans for specific details regarding material requirements for embankment construction.

Place and compact granular or cohesive pile core, soil, granular or rock embankment, and structure granular backfill according to the applicable density requirements for the project. When constructing granular or rock embankments, use granular pile core for driven pile foundations and use cohesive pile core for pre-drilled pile or drilled shaft foundations. Place geotextile fabric, Type IV between cohesive pile core and structure



granular backfill and granular or rock embankment.

When granular or rock embankment is required for embankment construction, conform to the general requirements of Subsection 206.03.02 B). In addition, place the material in no greater than 2-foot lifts and compact with a vibrating smooth wheel roller capable of producing a minimum centrifugal force of 15 tons. Apply these requirements to the full width of the embankment for a distance of half the embankment height or 50 feet, whichever is greater, as shown on Standard Drawing RGX-105.

When using granular pile core, install 8-inch perforated underdrain pipe at or near the elevation of the original ground in the approximate locations depicted on the standard drawing, and as the Engineer directs, to ensure positive drainage of the embankment. Wrap the perforated pipe with a fabric of a type recommended by the pipe manufacturer.

After constructing the embankment, excavate for the end bent cap, drive piling or install shafts, place the mortar bed, construct the end bent, and complete the embankment to finish grade according to the construction sequence shown on the Plans or Standard Drawings and as specified hereinafter.

Certain projects may require widening of existing embankments and the removal of substructures. Construct embankment according to the plans. Substructure removal shall be completed according to the plans and Section 203. Excavation may be required at the existing embankment in order to place the structure granular backfill as shown in the Standard Drawings.

After piles are driven or shafts installed (see design drawings), slope the bottom of the excavation towards the ends of the trench as noted on the plans for drainage. Using a separate pour, place concrete mortar, or any class concrete, to provide a base for forming and placing the cap. Place side forms for the end bent after the mortar has set sufficiently to support workmen and forms without being disturbed.

Install 4-inch perforated pipe in accordance with the plans and Standard Drawings. In the event slope protection extends above the elevation of the perforated pipe, extend the pipe through the slope protection.

After placing the end bent cap and removing adjacent forms, fill the excavation with structure granular backfill material to the level of the berm prior to placing beams for the bridge. For soil embankments, place Type IV geotextile fabric between embankment material and structure granular backfill. After completing the end bent backwall, or after completing the span end wall, place the structure granular backfill to subgrade elevation. If the original excavation is enlarged, fill the entire volume with compacted structure granular backfill at no expense to the Department. Do not place backfill before removing adjacent form work. Place structure granular backfill material in trench ditches at the ends of the excavation. Place Geotextile Fabric, Type IV over the surface of structure granular backfill prior to placing aggregate base course.

Tamp the backfill with hand tampers, pneumatic tampers, or other means the Engineer approves. Thoroughly compact the backfill under the overhanging portions of the structure to ensure that the backfill is in intimate contact with the sides of the structure.

Do not apply seeding, sodding, or other vegetation to the exposed granular embankment.

**3.2 Special Construction Methods.** Erodible or unstable materials may erode even when protected by riprap or channel lining; use the special construction method described below when using these materials.

Use fine aggregates or friable sandstone granular embankment at “dry land” structures only. Do not use them at stream crossings or locations subject to flood waters.

For erodible or unstable materials having 50 percent or more passing the No. 4 sieve, protect with geotextile fabric. Extend the fabric from the original ground to the top of slope over the entire area of the embankment slopes on each side of, and in front of, the

end bent. Cover the fabric with at least 12 inches of non-erodible material.

For erodible or unstable materials having less than 50 percent passing a No. 4 sieve, cover with at least 12 inches of non-erodible material.

Where erodible or unstable granular embankment will be protected by riprap or channel lining, place geotextile fabric between the embankment and the specified slope protection.

#### **4.0 MEASUREMENT.**

**4.1 Granular Embankment.** The Department will measure the quantity in cubic yards using the plan quantity, increased or decreased by authorized adjustments as specified in Section 204. The Department will not measure for payment any Granular Embankment that is not called for in the plans.

The Department will not measure for payment any special construction caused by using erodible or unstable materials and will consider it incidental to the Granular Embankment regardless of whether the erodible or unstable material was specified or permitted.

**4.2 Rock Embankment.** The Department will not measure for payment any rock embankment and will consider it incidental to roadway excavation or embankment in place, as applicable. Rock embankments will be constructed using granular embankment on projects where there is no available rock present within the excavation limits of the project.

**4.3 Granular Pile Core.** The Department will measure the quantity in cubic yards using the plan quantity, increased or decreased by authorized adjustments as specified in Section 204. The Department will not measure for payment furnishing and placing 8-inch perforated underdrain pipe and will consider it incidental to the Granular pile core. The Department will not measure for payment any granular pile core that is necessary because the contractor elects to use granular or rock embankment when it is not specified in the plans.

**4.4 Cohesive Pile Core.** The Department will measure the quantity in cubic yards using the plan quantity, increased or decreased by authorized adjustments as specified in Section 204.

**4.5 Structure Granular Backfill.** The Department will measure the quantity in cubic yards using the plan quantity, increased or decreased by authorized adjustments as specified in Section 204. The Department will not measure any additional material required for backfill outside the limits shown on the Plans and Standard Drawings for payment and will consider it incidental to the work.

The Department will not measure structure excavation at the end bent or an existing embankment for payment and will consider it incidental to Structure Granular Backfill.

The Department will not measure for payment the 4-inch perforated underdrain pipe and will consider it incidental to the Structure Granular Backfill.

**4.6 Geotextile Fabric.** The Department will measure the quantities as specified in Section 214. The Department will not measure the quantity of fabric used for separating granular or rock embankment and cohesive pile core and will consider it incidental to cohesive pile core.

**4.7 End Bent.** The Department will measure the quantities according to the

Contract. The Department will not measure furnishing and placing the 2-inch mortar or concrete bed for payment and will consider it incidental to the end bent construction.

**5.0 PAYMENT.** The Department will make payment for the completed and accepted quantities under the following:

<u>Code</u>	<u>Pay Item</u>	<u>Pay Unit</u>
02223	Granular Embankment	Cubic Yards
20209EP69	Granular Pile Core	Cubic Yards
20210EP69	Cohesive Pile Core	Cubic Yards
02231	Structure Granular Backfill	Cubic Yards
02596, 02599	Geotextile Fabric, Type	See Section 214

The Department will consider payment as full compensation for all work required in this provision.

June 15, 2012

## **PART III**

### **EMPLOYMENT, WAGE AND RECORD REQUIREMENTS**

FHWA-1273 -- Revised May 1, 2012

## REQUIRED CONTRACT PROVISIONS FEDERAL-AID CONSTRUCTION CONTRACTS

- I. General
- II. Nondiscrimination
- III. Nonsegregated Facilities
- IV. Davis-Bacon and Related Act Provisions
- V. Contract Work Hours and Safety Standards Act Provisions
- VI. Subletting or Assigning the Contract
- VII. Safety: Accident Prevention
- VIII. False Statements Concerning Highway Projects
- IX. Implementation of Clean Air Act and Federal Water Pollution Control Act
- X. Compliance with Governmentwide Suspension and Debarment Requirements
- XI. Certification Regarding Use of Contract Funds for Lobbying

### ATTACHMENTS

A. Employment and Materials Preference for Appalachian Development Highway System or Appalachian Local Access Road Contracts (included in Appalachian contracts only)

### I. GENERAL

1. Form FHWA-1273 must be physically incorporated in each construction contract funded under Title 23 (excluding emergency contracts solely intended for debris removal). The contractor (or subcontractor) must insert this form in each subcontract and further require its inclusion in all lower tier subcontracts (excluding purchase orders, rental agreements and other agreements for supplies or services).

The applicable requirements of Form FHWA-1273 are incorporated by reference for work done under any purchase order, rental agreement or agreement for other services. The prime contractor shall be responsible for compliance by any subcontractor, lower-tier subcontractor or service provider.

Form FHWA-1273 must be included in all Federal-aid design-build contracts, in all subcontracts and in lower tier subcontracts (excluding subcontracts for design services, purchase orders, rental agreements and other agreements for supplies or services). The design-builder shall be responsible for compliance by any subcontractor, lower-tier subcontractor or service provider.

Contracting agencies may reference Form FHWA-1273 in bid proposal or request for proposal documents, however, the Form FHWA-1273 must be physically incorporated (not referenced) in all contracts, subcontracts and lower-tier subcontracts (excluding purchase orders, rental agreements and other agreements for supplies or services related to a construction contract).

2. Subject to the applicability criteria noted in the following sections, these contract provisions shall apply to all work performed on the contract by the contractor's own organization and with the assistance of workers under the contractor's immediate superintendence and to all work performed on the contract by piecework, station work, or by subcontract.

3. A breach of any of the stipulations contained in these Required Contract Provisions may be sufficient grounds for withholding of progress payments, withholding of final payment, termination of the contract, suspension / debarment or any other action determined to be appropriate by the contracting agency and FHWA.

4. Selection of Labor: During the performance of this contract, the contractor shall not use convict labor for any purpose within the limits of a construction project on a Federal-aid highway unless it is labor performed by convicts who are on parole, supervised release, or probation. The term Federal-aid highway does not include roadways functionally classified as local roads or rural minor collectors.

### II. NONDISCRIMINATION

The provisions of this section related to 23 CFR Part 230 are applicable to all Federal-aid construction contracts and to all related construction subcontracts of \$10,000 or more. The provisions of 23 CFR Part 230 are not applicable to material supply, engineering, or architectural service contracts.

In addition, the contractor and all subcontractors must comply with the following policies: Executive Order 11246, 41 CFR 60, 29 CFR 1625-1627, Title 23 USC Section 140, the Rehabilitation Act of 1973, as amended (29 USC 794), Title VI of the Civil Rights Act of 1964, as amended, and related regulations including 49 CFR Parts 21, 26 and 27; and 23 CFR Parts 200, 230, and 633.

The contractor and all subcontractors must comply with: the requirements of the Equal Opportunity Clause in 41 CFR 60-1.4(b) and, for all construction contracts exceeding \$10,000, the Standard Federal Equal Employment Opportunity Construction Contract Specifications in 41 CFR 60-4.3.

Note: The U.S. Department of Labor has exclusive authority to determine compliance with Executive Order 11246 and the policies of the Secretary of Labor including 41 CFR 60, and 29 CFR 1625-1627. The contracting agency and the FHWA have the authority and the responsibility to ensure compliance with Title 23 USC Section 140, the Rehabilitation Act of 1973, as amended (29 USC 794), and Title VI of the Civil Rights Act of 1964, as amended, and related regulations including 49 CFR Parts 21, 26 and 27; and 23 CFR Parts 200, 230, and 633.

The following provision is adopted from 23 CFR 230, Appendix A, with appropriate revisions to conform to the U.S. Department of Labor (US DOL) and FHWA requirements.

**1. Equal Employment Opportunity:** Equal employment opportunity (EEO) requirements not to discriminate and to take affirmative action to assure equal opportunity as set forth under laws, executive orders, rules, regulations (28 CFR 35, 29 CFR 1630, 29 CFR 1625-1627, 41 CFR 60 and 49 CFR 27) and orders of the Secretary of Labor as modified by the provisions prescribed herein, and imposed pursuant to 23 U.S.C. 140 shall constitute the EEO and specific affirmative action standards for the contractor's project activities under



this contract. The provisions of the Americans with Disabilities Act of 1990 (42 U.S.C. 12101 et seq.) set forth under 28 CFR 35 and 29 CFR 1630 are incorporated by reference in this contract. In the execution of this contract, the contractor agrees to comply with the following minimum specific requirement activities of EEO:

a. The contractor will work with the contracting agency and the Federal Government to ensure that it has made every good faith effort to provide equal opportunity with respect to all of its terms and conditions of employment and in their review of activities under the contract.

b. The contractor will accept as its operating policy the following statement:

"It is the policy of this Company to assure that applicants are employed, and that employees are treated during employment, without regard to their race, religion, sex, color, national origin, age or disability. Such action shall include: employment, upgrading, demotion, or transfer; recruitment or recruitment advertising; layoff or termination; rates of pay or other forms of compensation; and selection for training, including apprenticeship, pre-apprenticeship, and/or on-the-job training."

**2. EEO Officer:** The contractor will designate and make known to the contracting officers an EEO Officer who will have the responsibility for and must be capable of effectively administering and promoting an active EEO program and who must be assigned adequate authority and responsibility to do so.

**3. Dissemination of Policy:** All members of the contractor's staff who are authorized to hire, supervise, promote, and discharge employees, or who recommend such action, or who are substantially involved in such action, will be made fully cognizant of, and will implement, the contractor's EEO policy and contractual responsibilities to provide EEO in each grade and classification of employment. To ensure that the above agreement will be met, the following actions will be taken as a minimum:

a. Periodic meetings of supervisory and personnel office employees will be conducted before the start of work and then not less often than once every six months, at which time the contractor's EEO policy and its implementation will be reviewed and explained. The meetings will be conducted by the EEO Officer.

b. All new supervisory or personnel office employees will be given a thorough indoctrination by the EEO Officer, covering all major aspects of the contractor's EEO obligations within thirty days following their reporting for duty with the contractor.

c. All personnel who are engaged in direct recruitment for the project will be instructed by the EEO Officer in the contractor's procedures for locating and hiring minorities and women.

d. Notices and posters setting forth the contractor's EEO policy will be placed in areas readily accessible to employees, applicants for employment and potential employees.

e. The contractor's EEO policy and the procedures to implement such policy will be brought to the attention of employees by means of meetings, employee handbooks, or other appropriate means.

**4. Recruitment:** When advertising for employees, the contractor will include in all advertisements for employees the notation: "An Equal Opportunity Employer." All such advertisements will be placed in publications having a large circulation among minorities and women in the area from which the project work force would normally be derived.

a. The contractor will, unless precluded by a valid bargaining agreement, conduct systematic and direct recruitment through public and private employee referral sources likely to yield qualified minorities and women. To meet this requirement, the contractor will identify sources of potential minority group employees, and establish with such identified sources procedures whereby minority and women applicants may be referred to the contractor for employment consideration.

b. In the event the contractor has a valid bargaining agreement providing for exclusive hiring hall referrals, the contractor is expected to observe the provisions of that agreement to the extent that the system meets the contractor's compliance with EEO contract provisions. Where implementation of such an agreement has the effect of discriminating against minorities or women, or obligates the contractor to do the same, such implementation violates Federal nondiscrimination provisions.

c. The contractor will encourage its present employees to refer minorities and women as applicants for employment. Information and procedures with regard to referring such applicants will be discussed with employees.

**5. Personnel Actions:** Wages, working conditions, and employee benefits shall be established and administered, and personnel actions of every type, including hiring, upgrading, promotion, transfer, demotion, layoff, and termination, shall be taken without regard to race, color, religion, sex, national origin, age or disability. The following procedures shall be followed:

a. The contractor will conduct periodic inspections of project sites to insure that working conditions and employee facilities do not indicate discriminatory treatment of project site personnel.

b. The contractor will periodically evaluate the spread of wages paid within each classification to determine any evidence of discriminatory wage practices.

c. The contractor will periodically review selected personnel actions in depth to determine whether there is evidence of discrimination. Where evidence is found, the contractor will promptly take corrective action. If the review indicates that the discrimination may extend beyond the actions reviewed, such corrective action shall include all affected persons.

d. The contractor will promptly investigate all complaints of alleged discrimination made to the contractor in connection with its obligations under this contract, will attempt to resolve such complaints, and will take appropriate corrective action within a reasonable time. If the investigation indicates that the discrimination may affect persons other than the complainant, such corrective action shall include such other persons. Upon completion of each investigation, the contractor will inform every complainant of all of their avenues of appeal.

**6. Training and Promotion:**

a. The contractor will assist in locating, qualifying, and increasing the skills of minorities and women who are

applicants for employment or current employees. Such efforts should be aimed at developing full journey level status employees in the type of trade or job classification involved.

b. Consistent with the contractor's work force requirements and as permissible under Federal and State regulations, the contractor shall make full use of training programs, i.e., apprenticeship, and on-the-job training programs for the geographical area of contract performance. In the event a special provision for training is provided under this contract, this subparagraph will be superseded as indicated in the special provision. The contracting agency may reserve training positions for persons who receive welfare assistance in accordance with 23 U.S.C. 140(a).

c. The contractor will advise employees and applicants for employment of available training programs and entrance requirements for each.

d. The contractor will periodically review the training and promotion potential of employees who are minorities and women and will encourage eligible employees to apply for such training and promotion.

**7. Unions:** If the contractor relies in whole or in part upon unions as a source of employees, the contractor will use good faith efforts to obtain the cooperation of such unions to increase opportunities for minorities and women. Actions by the contractor, either directly or through a contractor's association acting as agent, will include the procedures set forth below:

a. The contractor will use good faith efforts to develop, in cooperation with the unions, joint training programs aimed toward qualifying more minorities and women for membership in the unions and increasing the skills of minorities and women so that they may qualify for higher paying employment.

b. The contractor will use good faith efforts to incorporate an EEO clause into each union agreement to the end that such union will be contractually bound to refer applicants without regard to their race, color, religion, sex, national origin, age or disability.

c. The contractor is to obtain information as to the referral practices and policies of the labor union except that to the extent such information is within the exclusive possession of the labor union and such labor union refuses to furnish such information to the contractor, the contractor shall so certify to the contracting agency and shall set forth what efforts have been made to obtain such information.

d. In the event the union is unable to provide the contractor with a reasonable flow of referrals within the time limit set forth in the collective bargaining agreement, the contractor will, through independent recruitment efforts, fill the employment vacancies without regard to race, color, religion, sex, national origin, age or disability; making full efforts to obtain qualified and/or qualifiable minorities and women. The failure of a union to provide sufficient referrals (even though it is obligated to provide exclusive referrals under the terms of a collective bargaining agreement) does not relieve the contractor from the requirements of this paragraph. In the event the union referral practice prevents the contractor from meeting the obligations pursuant to Executive Order 11246, as amended, and these special provisions, such contractor shall immediately notify the contracting agency.

**8. Reasonable Accommodation for Applicants / Employees with Disabilities:** The contractor must be familiar

with the requirements for and comply with the Americans with Disabilities Act and all rules and regulations established there under. Employers must provide reasonable accommodation in all employment activities unless to do so would cause an undue hardship.

**9. Selection of Subcontractors, Procurement of Materials and Leasing of Equipment:** The contractor shall not discriminate on the grounds of race, color, religion, sex, national origin, age or disability in the selection and retention of subcontractors, including procurement of materials and leases of equipment. The contractor shall take all necessary and reasonable steps to ensure nondiscrimination in the administration of this contract.

a. The contractor shall notify all potential subcontractors and suppliers and lessors of their EEO obligations under this contract.

b. The contractor will use good faith efforts to ensure subcontractor compliance with their EEO obligations.

**10. Assurance Required by 49 CFR 26.13(b):**

a. The requirements of 49 CFR Part 26 and the State DOT's U.S. DOT-approved DBE program are incorporated by reference.

b. The contractor or subcontractor shall not discriminate on the basis of race, color, national origin, or sex in the performance of this contract. The contractor shall carry out applicable requirements of 49 CFR Part 26 in the award and administration of DOT-assisted contracts. Failure by the contractor to carry out these requirements is a material breach of this contract, which may result in the termination of this contract or such other remedy as the contracting agency deems appropriate.

**11. Records and Reports:** The contractor shall keep such records as necessary to document compliance with the EEO requirements. Such records shall be retained for a period of three years following the date of the final payment to the contractor for all contract work and shall be available at reasonable times and places for inspection by authorized representatives of the contracting agency and the FHWA.

a. The records kept by the contractor shall document the following:

(1) The number and work hours of minority and non-minority group members and women employed in each work classification on the project;

(2) The progress and efforts being made in cooperation with unions, when applicable, to increase employment opportunities for minorities and women; and

(3) The progress and efforts being made in locating, hiring, training, qualifying, and upgrading minorities and women;

b. The contractors and subcontractors will submit an annual report to the contracting agency each July for the duration of the project, indicating the number of minority, women, and non-minority group employees currently engaged in each work classification required by the contract work. This information is to be reported on [Form FHWA-1391](#). The staffing data should represent the project work force on board in all or any part of the last payroll period preceding the end of July. If on-the-job training is being required by special provision, the contractor

will be required to collect and report training data. The employment data should reflect the work force on board during all or any part of the last payroll period preceding the end of July.

### III. NONSEGREGATED FACILITIES

This provision is applicable to all Federal-aid construction contracts and to all related construction subcontracts of \$10,000 or more.

The contractor must ensure that facilities provided for employees are provided in such a manner that segregation on the basis of race, color, religion, sex, or national origin cannot result. The contractor may neither require such segregated use by written or oral policies nor tolerate such use by employee custom. The contractor's obligation extends further to ensure that its employees are not assigned to perform their services at any location, under the contractor's control, where the facilities are segregated. The term "facilities" includes waiting rooms, work areas, restaurants and other eating areas, time clocks, restrooms, washrooms, locker rooms, and other storage or dressing areas, parking lots, drinking fountains, recreation or entertainment areas, transportation, and housing provided for employees. The contractor shall provide separate or single-user restrooms and necessary dressing or sleeping areas to assure privacy between sexes.

### IV. DAVIS-BACON AND RELATED ACT PROVISIONS

This section is applicable to all Federal-aid construction projects exceeding \$2,000 and to all related subcontracts and lower-tier subcontracts (regardless of subcontract size). The requirements apply to all projects located within the right-of-way of a roadway that is functionally classified as Federal-aid highway. This excludes roadways functionally classified as local roads or rural minor collectors, which are exempt. Contracting agencies may elect to apply these requirements to other projects.

The following provisions are from the U.S. Department of Labor regulations in 29 CFR 5.5 "Contract provisions and related matters" with minor revisions to conform to the FHWA-1273 format and FHWA program requirements.

#### 1. Minimum wages

a. All laborers and mechanics employed or working upon the site of the work, will be paid unconditionally and not less often than once a week, and without subsequent deduction or rebate on any account (except such payroll deductions as are permitted by regulations issued by the Secretary of Labor under the Copeland Act (29 CFR part 3)), the full amount of wages and bona fide fringe benefits (or cash equivalents thereof) due at time of payment computed at rates not less than those contained in the wage determination of the Secretary of Labor which is attached hereto and made a part hereof, regardless of any contractual relationship which may be alleged to exist between the contractor and such laborers and mechanics.

Contributions made or costs reasonably anticipated for bona fide fringe benefits under section 1(b)(2) of the Davis-Bacon Act on behalf of laborers or mechanics are considered wages paid to such laborers or mechanics, subject to the provisions

of paragraph 1.d. of this section; also, regular contributions made or costs incurred for more than a weekly period (but not less often than quarterly) under plans, funds, or programs which cover the particular weekly period, are deemed to be constructively made or incurred during such weekly period. Such laborers and mechanics shall be paid the appropriate wage rate and fringe benefits on the wage determination for the classification of work actually performed, without regard to skill, except as provided in 29 CFR 5.5(a)(4). Laborers or mechanics performing work in more than one classification may be compensated at the rate specified for each classification for the time actually worked therein: Provided, That the employer's payroll records accurately set forth the time spent in each classification in which work is performed. The wage determination (including any additional classification and wage rates conformed under paragraph 1.b. of this section) and the Davis-Bacon poster (WH-1321) shall be posted at all times by the contractor and its subcontractors at the site of the work in a prominent and accessible place where it can be easily seen by the workers.

b. (1) The contracting officer shall require that any class of laborers or mechanics, including helpers, which is not listed in the wage determination and which is to be employed under the contract shall be classified in conformance with the wage determination. The contracting officer shall approve an additional classification and wage rate and fringe benefits therefore only when the following criteria have been met:

(i) The work to be performed by the classification requested is not performed by a classification in the wage determination; and

(ii) The classification is utilized in the area by the construction industry; and

(iii) The proposed wage rate, including any bona fide fringe benefits, bears a reasonable relationship to the wage rates contained in the wage determination.

(2) If the contractor and the laborers and mechanics to be employed in the classification (if known), or their representatives, and the contracting officer agree on the classification and wage rate (including the amount designated for fringe benefits where appropriate), a report of the action taken shall be sent by the contracting officer to the Administrator of the Wage and Hour Division, Employment Standards Administration, U.S. Department of Labor, Washington, DC 20210. The Administrator, or an authorized representative, will approve, modify, or disapprove every additional classification action within 30 days of receipt and so advise the contracting officer or will notify the contracting officer within the 30-day period that additional time is necessary.

(3) In the event the contractor, the laborers or mechanics to be employed in the classification or their representatives, and the contracting officer do not agree on the proposed classification and wage rate (including the amount designated for fringe benefits, where appropriate), the contracting officer shall refer the questions, including the views of all interested parties and the recommendation of the contracting officer, to the Wage and Hour Administrator for determination. The Wage and Hour Administrator, or an authorized representative, will issue a determination within 30 days of receipt and so advise the contracting officer or

will notify the contracting officer within the 30-day period that additional time is necessary.

(4) The wage rate (including fringe benefits where appropriate) determined pursuant to paragraphs 1.b.(2) or 1.b.(3) of this section, shall be paid to all workers performing work in the classification under this contract from the first day on which work is performed in the classification.

c. Whenever the minimum wage rate prescribed in the contract for a class of laborers or mechanics includes a fringe benefit which is not expressed as an hourly rate, the contractor shall either pay the benefit as stated in the wage determination or shall pay another bona fide fringe benefit or an hourly cash equivalent thereof.

d. If the contractor does not make payments to a trustee or other third person, the contractor may consider as part of the wages of any laborer or mechanic the amount of any costs reasonably anticipated in providing bona fide fringe benefits under a plan or program. Provided, That the Secretary of Labor has found, upon the written request of the contractor, that the applicable standards of the Davis-Bacon Act have been met. The Secretary of Labor may require the contractor to set aside in a separate account assets for the meeting of obligations under the plan or program.

## 2. Withholding

The contracting agency shall upon its own action or upon written request of an authorized representative of the Department of Labor, withhold or cause to be withheld from the contractor under this contract, or any other Federal contract with the same prime contractor, or any other federally-assisted contract subject to Davis-Bacon prevailing wage requirements, which is held by the same prime contractor, so much of the accrued payments or advances as may be considered necessary to pay laborers and mechanics, including apprentices, trainees, and helpers, employed by the contractor or any subcontractor the full amount of wages required by the contract. In the event of failure to pay any laborer or mechanic, including any apprentice, trainee, or helper, employed or working on the site of the work, all or part of the wages required by the contract, the contracting agency may, after written notice to the contractor, take such action as may be necessary to cause the suspension of any further payment, advance, or guarantee of funds until such violations have ceased.

## 3. Payrolls and basic records

a. Payrolls and basic records relating thereto shall be maintained by the contractor during the course of the work and preserved for a period of three years thereafter for all laborers and mechanics working at the site of the work. Such records shall contain the name, address, and social security number of each such worker, his or her correct classification, hourly rates of wages paid (including rates of contributions or costs anticipated for bona fide fringe benefits or cash equivalents thereof of the types described in section 1(b)(2)(B) of the Davis-Bacon Act), daily and weekly number of hours worked, deductions made and actual wages paid. Whenever the Secretary of Labor has found under 29 CFR 5.5(a)(1)(iv) that the wages of any laborer or mechanic include the amount of any costs reasonably anticipated in providing benefits under a plan or program described in section 1(b)(2)(B) of the Davis-

Bacon Act, the contractor shall maintain records which show that the commitment to provide such benefits is enforceable, that the plan or program is financially responsible, and that the plan or program has been communicated in writing to the laborers or mechanics affected, and records which show the costs anticipated or the actual cost incurred in providing such benefits. Contractors employing apprentices or trainees under approved programs shall maintain written evidence of the registration of apprenticeship programs and certification of trainee programs, the registration of the apprentices and trainees, and the ratios and wage rates prescribed in the applicable programs.

b. (1) The contractor shall submit weekly for each week in which any contract work is performed a copy of all payrolls to the contracting agency. The payrolls submitted shall set out accurately and completely all of the information required to be maintained under 29 CFR 5.5(a)(3)(i), except that full social security numbers and home addresses shall not be included on weekly transmittals. Instead the payrolls shall only need to include an individually identifying number for each employee (e.g., the last four digits of the employee's social security number). The required weekly payroll information may be submitted in any form desired. Optional Form WH-347 is available for this purpose from the Wage and Hour Division Web site at <http://www.dol.gov/esa/whd/forms/wh347instr.htm> or its successor site. The prime contractor is responsible for the submission of copies of payrolls by all subcontractors. Contractors and subcontractors shall maintain the full social security number and current address of each covered worker, and shall provide them upon request to the contracting agency for transmission to the State DOT, the FHWA or the Wage and Hour Division of the Department of Labor for purposes of an investigation or audit of compliance with prevailing wage requirements. It is not a violation of this section for a prime contractor to require a subcontractor to provide addresses and social security numbers to the prime contractor for its own records, without weekly submission to the contracting agency..

(2) Each payroll submitted shall be accompanied by a "Statement of Compliance," signed by the contractor or subcontractor or his or her agent who pays or supervises the payment of the persons employed under the contract and shall certify the following:

(i) That the payroll for the payroll period contains the information required to be provided under §5.5 (a)(3)(ii) of Regulations, 29 CFR part 5, the appropriate information is being maintained under §5.5 (a)(3)(i) of Regulations, 29 CFR part 5, and that such information is correct and complete;

(ii) That each laborer or mechanic (including each helper, apprentice, and trainee) employed on the contract during the payroll period has been paid the full weekly wages earned, without rebate, either directly or indirectly, and that no deductions have been made either directly or indirectly from the full wages earned, other than permissible deductions as set forth in Regulations, 29 CFR part 3;

(iii) That each laborer or mechanic has been paid not less than the applicable wage rates and fringe benefits or cash equivalents for the classification of work performed, as specified in the applicable wage determination incorporated into the contract.

(3) The weekly submission of a properly executed certification set forth on the reverse side of Optional Form WH-347 shall satisfy the requirement for submission of the "Statement of Compliance" required by paragraph 3.b.(2) of this section.

(4) The falsification of any of the above certifications may subject the contractor or subcontractor to civil or criminal prosecution under section 1001 of title 18 and section 231 of title 31 of the United States Code.

c. The contractor or subcontractor shall make the records required under paragraph 3.a. of this section available for inspection, copying, or transcription by authorized representatives of the contracting agency, the State DOT, the FHWA, or the Department of Labor, and shall permit such representatives to interview employees during working hours on the job. If the contractor or subcontractor fails to submit the required records or to make them available, the FHWA may, after written notice to the contractor, the contracting agency or the State DOT, take such action as may be necessary to cause the suspension of any further payment, advance, or guarantee of funds. Furthermore, failure to submit the required records upon request or to make such records available may be grounds for debarment action pursuant to 29 CFR 5.12.

4. Apprentices and trainees

a. Apprentices (programs of the USDOL).

Apprentices will be permitted to work at less than the predetermined rate for the work they performed when they are employed pursuant to and individually registered in a bona fide apprenticeship program registered with the U.S. Department of Labor, Employment and Training Administration, Office of Apprenticeship Training, Employer and Labor Services, or with a State Apprenticeship Agency recognized by the Office, or if a person is employed in his or her first 90 days of probationary employment as an apprentice in such an apprenticeship program, who is not individually registered in the program, but who has been certified by the Office of Apprenticeship Training, Employer and Labor Services or a State Apprenticeship Agency (where appropriate) to be eligible for probationary employment as an apprentice.

The allowable ratio of apprentices to journeymen on the job site in any craft classification shall not be greater than the ratio permitted to the contractor as to the entire work force under the registered program. Any worker listed on a payroll at an apprentice wage rate, who is not registered or otherwise employed as stated above, shall be paid not less than the applicable wage rate on the wage determination for the classification of work actually performed. In addition, any apprentice performing work on the job site in excess of the ratio permitted under the registered program shall be paid not less than the applicable wage rate on the wage determination for the work actually performed. Where a contractor is performing construction on a project in a locality other than that in which its program is registered, the ratios and wage rates (expressed in percentages of the journeyman's hourly rate) specified in the contractor's or subcontractor's registered program shall be observed.

Every apprentice must be paid at not less than the rate specified in the registered program for the apprentice's level of progress, expressed as a percentage of the journeymen hourly

rate specified in the applicable wage determination. Apprentices shall be paid fringe benefits in accordance with the provisions of the apprenticeship program. If the apprenticeship program does not specify fringe benefits, apprentices must be paid the full amount of fringe benefits listed on the wage determination for the applicable classification. If the Administrator determines that a different practice prevails for the applicable apprentice classification, fringes shall be paid in accordance with that determination.

In the event the Office of Apprenticeship Training, Employer and Labor Services, or a State Apprenticeship Agency recognized by the Office, withdraws approval of an apprenticeship program, the contractor will no longer be permitted to utilize apprentices at less than the applicable predetermined rate for the work performed until an acceptable program is approved.

b. Trainees (programs of the USDOL).

Except as provided in 29 CFR 5.16, trainees will not be permitted to work at less than the predetermined rate for the work performed unless they are employed pursuant to and individually registered in a program which has received prior approval, evidenced by formal certification by the U.S. Department of Labor, Employment and Training Administration.

The ratio of trainees to journeymen on the job site shall not be greater than permitted under the plan approved by the Employment and Training Administration.

Every trainee must be paid at not less than the rate specified in the approved program for the trainee's level of progress, expressed as a percentage of the journeyman hourly rate specified in the applicable wage determination. Trainees shall be paid fringe benefits in accordance with the provisions of the trainee program. If the trainee program does not mention fringe benefits, trainees shall be paid the full amount of fringe benefits listed on the wage determination unless the Administrator of the Wage and Hour Division determines that there is an apprenticeship program associated with the corresponding journeyman wage rate on the wage determination which provides for less than full fringe benefits for apprentices. Any employee listed on the payroll at a trainee rate who is not registered and participating in a training plan approved by the Employment and Training Administration shall be paid not less than the applicable wage rate on the wage determination for the classification of work actually performed. In addition, any trainee performing work on the job site in excess of the ratio permitted under the registered program shall be paid not less than the applicable wage rate on the wage determination for the work actually performed.

In the event the Employment and Training Administration withdraws approval of a training program, the contractor will no longer be permitted to utilize trainees at less than the applicable predetermined rate for the work performed until an acceptable program is approved.

c. Equal employment opportunity. The utilization of apprentices, trainees and journeymen under this part shall be in conformity with the equal employment opportunity requirements of Executive Order 11246, as amended, and 29 CFR part 30.



d. Apprentices and Trainees (programs of the U.S. DOT).

Apprentices and trainees working under apprenticeship and skill training programs which have been certified by the Secretary of Transportation as promoting EEO in connection with Federal-aid highway construction programs are not subject to the requirements of paragraph 4 of this Section IV. The straight time hourly wage rates for apprentices and trainees under such programs will be established by the particular programs. The ratio of apprentices and trainees to journeymen shall not be greater than permitted by the terms of the particular program.

**5. Compliance with Copeland Act requirements.** The contractor shall comply with the requirements of 29 CFR part 3, which are incorporated by reference in this contract.

**6. Subcontracts.** The contractor or subcontractor shall insert Form FHWA-1273 in any subcontracts and also require the subcontractors to include Form FHWA-1273 in any lower tier subcontracts. The prime contractor shall be responsible for the compliance by any subcontractor or lower tier subcontractor with all the contract clauses in 29 CFR 5.5.

**7. Contract termination: debarment.** A breach of the contract clauses in 29 CFR 5.5 may be grounds for termination of the contract, and for debarment as a contractor and a subcontractor as provided in 29 CFR 5.12.

**8. Compliance with Davis-Bacon and Related Act requirements.** All rulings and interpretations of the Davis-Bacon and Related Acts contained in 29 CFR parts 1, 3, and 5 are herein incorporated by reference in this contract.

**9. Disputes concerning labor standards.** Disputes arising out of the labor standards provisions of this contract shall not be subject to the general disputes clause of this contract. Such disputes shall be resolved in accordance with the procedures of the Department of Labor set forth in 29 CFR parts 5, 6, and 7. Disputes within the meaning of this clause include disputes between the contractor (or any of its subcontractors) and the contracting agency, the U.S. Department of Labor, or the employees or their representatives.

**10. Certification of eligibility.**

- a. By entering into this contract, the contractor certifies that neither it (nor he or she) nor any person or firm who has an interest in the contractor's firm is a person or firm ineligible to be awarded Government contracts by virtue of section 3(a) of the Davis-Bacon Act or 29 CFR 5.12(a)(1).
- b. No part of this contract shall be subcontracted to any person or firm ineligible for award of a Government contract by virtue of section 3(a) of the Davis-Bacon Act or 29 CFR 5.12(a)(1).
- c. The penalty for making false statements is prescribed in the U.S. Criminal Code, 18 U.S.C. 1001.

**V. CONTRACT WORK HOURS AND SAFETY STANDARDS ACT**

The following clauses apply to any Federal-aid construction contract in an amount in excess of \$100,000 and subject to the overtime provisions of the Contract Work Hours and Safety Standards Act. These clauses shall be inserted in addition to the clauses required by 29 CFR 5.5(a) or 29 CFR 4.6. As used in this paragraph, the terms laborers and mechanics include watchmen and guards.

**1. Overtime requirements.** No contractor or subcontractor contracting for any part of the contract work which may require or involve the employment of laborers or mechanics shall require or permit any such laborer or mechanic in any workweek in which he or she is employed on such work to work in excess of forty hours in such workweek unless such laborer or mechanic receives compensation at a rate not less than one and one-half times the basic rate of pay for all hours worked in excess of forty hours in such workweek.

**2. Violation; liability for unpaid wages; liquidated damages.** In the event of any violation of the clause set forth in paragraph (1.) of this section, the contractor and any subcontractor responsible therefor shall be liable for the unpaid wages. In addition, such contractor and subcontractor shall be liable to the United States (in the case of work done under contract for the District of Columbia or a territory, to such District or to such territory), for liquidated damages. Such liquidated damages shall be computed with respect to each individual laborer or mechanic, including watchmen and guards, employed in violation of the clause set forth in paragraph (1.) of this section, in the sum of \$10 for each calendar day on which such individual was required or permitted to work in excess of the standard workweek of forty hours without payment of the overtime wages required by the clause set forth in paragraph (1.) of this section.

**3. Withholding for unpaid wages and liquidated damages.** The FHWA or the contacting agency shall upon its own action or upon written request of an authorized representative of the Department of Labor withhold or cause to be withheld, from any moneys payable on account of work performed by the contractor or subcontractor under any such contract or any other Federal contract with the same prime contractor, or any other federally-assisted contract subject to the Contract Work Hours and Safety Standards Act, which is held by the same prime contractor, such sums as may be determined to be necessary to satisfy any liabilities of such contractor or subcontractor for unpaid wages and liquidated damages as provided in the clause set forth in paragraph (2.) of this section.

**4. Subcontracts.** The contractor or subcontractor shall insert in any subcontracts the clauses set forth in paragraph (1.) through (4.) of this section and also a clause requiring the subcontractors to include these clauses in any lower tier subcontracts. The prime contractor shall be responsible for compliance by any subcontractor or lower tier subcontractor with the clauses set forth in paragraphs (1.) through (4.) of this section.

**VI. SUBLETTING OR ASSIGNING THE CONTRACT**

This provision is applicable to all Federal-aid construction contracts on the National Highway System.

1. The contractor shall perform with its own organization contract work amounting to not less than 30 percent (or a greater percentage if specified elsewhere in the contract) of the total original contract price, excluding any specialty items designated by the contracting agency. Specialty items may be performed by subcontract and the amount of any such specialty items performed may be deducted from the total original contract price before computing the amount of work required to be performed by the contractor's own organization (23 CFR 635.116).

a. The term "perform work with its own organization" refers to workers employed or leased by the prime contractor, and equipment owned or rented by the prime contractor, with or without operators. Such term does not include employees or equipment of a subcontractor or lower tier subcontractor, agents of the prime contractor, or any other assignees. The term may include payments for the costs of hiring leased employees from an employee leasing firm meeting all relevant Federal and State regulatory requirements. Leased employees may only be included in this term if the prime contractor meets all of the following conditions:

- (1) the prime contractor maintains control over the supervision of the day-to-day activities of the leased employees;
- (2) the prime contractor remains responsible for the quality of the work of the leased employees;
- (3) the prime contractor retains all power to accept or exclude individual employees from work on the project; and
- (4) the prime contractor remains ultimately responsible for the payment of predetermined minimum wages, the submission of payrolls, statements of compliance and all other Federal regulatory requirements.

b. "Specialty Items" shall be construed to be limited to work that requires highly specialized knowledge, abilities, or equipment not ordinarily available in the type of contracting organizations qualified and expected to bid or propose on the contract as a whole and in general are to be limited to minor components of the overall contract.

2. The contract amount upon which the requirements set forth in paragraph (1) of Section VI is computed includes the cost of material and manufactured products which are to be purchased or produced by the contractor under the contract provisions.

3. The contractor shall furnish (a) a competent superintendent or supervisor who is employed by the firm, has full authority to direct performance of the work in accordance with the contract requirements, and is in charge of all construction operations (regardless of who performs the work) and (b) such other of its own organizational resources (supervision, management, and engineering services) as the contracting officer determines is necessary to assure the performance of the contract.

4. No portion of the contract shall be sublet, assigned or otherwise disposed of except with the written consent of the contracting officer, or authorized representative, and such consent when given shall not be construed to relieve the contractor of any responsibility for the fulfillment of the contract. Written consent will be given only after the contracting agency has assured that each subcontract is

evidenced in writing and that it contains all pertinent provisions and requirements of the prime contract.

5. The 30% self-performance requirement of paragraph (1) is not applicable to design-build contracts; however, contracting agencies may establish their own self-performance requirements.

**VII. SAFETY: ACCIDENT PREVENTION**

This provision is applicable to all Federal-aid construction contracts and to all related subcontracts.

1. In the performance of this contract the contractor shall comply with all applicable Federal, State, and local laws governing safety, health, and sanitation (23 CFR 635). The contractor shall provide all safeguards, safety devices and protective equipment and take any other needed actions as it determines, or as the contracting officer may determine, to be reasonably necessary to protect the life and health of employees on the job and the safety of the public and to protect property in connection with the performance of the work covered by the contract.

2. It is a condition of this contract, and shall be made a condition of each subcontract, which the contractor enters into pursuant to this contract, that the contractor and any subcontractor shall not permit any employee, in performance of the contract, to work in surroundings or under conditions which are unsanitary, hazardous or dangerous to his/her health or safety, as determined under construction safety and health standards (29 CFR 1926) promulgated by the Secretary of Labor, in accordance with Section 107 of the Contract Work Hours and Safety Standards Act (40 U.S.C. 3704).

3. Pursuant to 29 CFR 1926.3, it is a condition of this contract that the Secretary of Labor or authorized representative thereof, shall have right of entry to any site of contract performance to inspect or investigate the matter of compliance with the construction safety and health standards and to carry out the duties of the Secretary under Section 107 of the Contract Work Hours and Safety Standards Act (40 U.S.C.3704).

**VIII. FALSE STATEMENTS CONCERNING HIGHWAY PROJECTS**

This provision is applicable to all Federal-aid construction contracts and to all related subcontracts.

In order to assure high quality and durable construction in conformity with approved plans and specifications and a high degree of reliability on statements and representations made by engineers, contractors, suppliers, and workers on Federal-aid highway projects, it is essential that all persons concerned with the project perform their functions as carefully, thoroughly, and honestly as possible. Willful falsification, distortion, or misrepresentation with respect to any facts related to the project is a violation of Federal law. To prevent any misunderstanding regarding the seriousness of these and similar acts, Form FHWA-1022 shall be posted on each Federal-aid highway project (23 CFR 635) in one or more places where it is readily available to all persons concerned with the project:

18 U.S.C. 1020 reads as follows:

"Whoever, being an officer, agent, or employee of the United States, or of any State or Territory, or whoever, whether a person, association, firm, or corporation, knowingly makes any false statement, false representation, or false report as to the character, quality, quantity, or cost of the material used or to be used, or the quantity or quality of the work performed or to be performed, or the cost thereof in connection with the submission of plans, maps, specifications, contracts, or costs of construction on any highway or related project submitted for approval to the Secretary of Transportation; or

Whoever knowingly makes any false statement, false representation, false report or false claim with respect to the character, quality, quantity, or cost of any work performed or to be performed, or materials furnished or to be furnished, in connection with the construction of any highway or related project approved by the Secretary of Transportation; or

Whoever knowingly makes any false statement or false representation as to material fact in any statement, certificate, or report submitted pursuant to provisions of the Federal-aid Roads Act approved July 1, 1916, (39 Stat. 355), as amended and supplemented;

Shall be fined under this title or imprisoned not more than 5 years or both."

**IX. IMPLEMENTATION OF CLEAN AIR ACT AND FEDERAL WATER POLLUTION CONTROL ACT**

This provision is applicable to all Federal-aid construction contracts and to all related subcontracts.

By submission of this bid/proposal or the execution of this contract, or subcontract, as appropriate, the bidder, proposer, Federal-aid construction contractor, or subcontractor, as appropriate, will be deemed to have stipulated as follows:

- 1. That any person who is or will be utilized in the performance of this contract is not prohibited from receiving an award due to a violation of Section 508 of the Clean Water Act or Section 306 of the Clean Air Act.
- 2. That the contractor agrees to include or cause to be included the requirements of paragraph (1) of this Section X in every subcontract, and further agrees to take such action as the contracting agency may direct as a means of enforcing such requirements.

**X. CERTIFICATION REGARDING DEBARMENT, SUSPENSION, INELIGIBILITY AND VOLUNTARY EXCLUSION**

This provision is applicable to all Federal-aid construction contracts, design-build contracts, subcontracts, lower-tier subcontracts, purchase orders, lease agreements, consultant contracts or any other covered transaction requiring FHWA approval or that is estimated to cost \$25,000 or more – as defined in 2 CFR Parts 180 and 1200.

**1. Instructions for Certification – First Tier Participants:**

- a. By signing and submitting this proposal, the prospective first tier participant is providing the certification set out below.
- b. The inability of a person to provide the certification set out below will not necessarily result in denial of participation in this

covered transaction. The prospective first tier participant shall submit an explanation of why it cannot provide the certification set out below. The certification or explanation will be considered in connection with the department or agency's determination whether to enter into this transaction. However, failure of the prospective first tier participant to furnish a certification or an explanation shall disqualify such a person from participation in this transaction.

c. The certification in this clause is a material representation of fact upon which reliance was placed when the contracting agency determined to enter into this transaction. If it is later determined that the prospective participant knowingly rendered an erroneous certification, in addition to other remedies available to the Federal Government, the contracting agency may terminate this transaction for cause of default.

d. The prospective first tier participant shall provide immediate written notice to the contracting agency to whom this proposal is submitted if any time the prospective first tier participant learns that its certification was erroneous when submitted or has become erroneous by reason of changed circumstances.

e. The terms "covered transaction," "debarred," "suspended," "ineligible," "participant," "person," "principal," and "voluntarily excluded," as used in this clause, are defined in 2 CFR Parts 180 and 1200. "First Tier Covered Transactions" refers to any covered transaction between a grantee or subgrantee of Federal funds and a participant (such as the prime or general contract). "Lower Tier Covered Transactions" refers to any covered transaction under a First Tier Covered Transaction (such as subcontracts). "First Tier Participant" refers to the participant who has entered into a covered transaction with a grantee or subgrantee of Federal funds (such as the prime or general contractor). "Lower Tier Participant" refers any participant who has entered into a covered transaction with a First Tier Participant or other Lower Tier Participants (such as subcontractors and suppliers).

f. The prospective first tier participant agrees by submitting this proposal that, should the proposed covered transaction be entered into, it shall not knowingly enter into any lower tier covered transaction with a person who is debarred, suspended, declared ineligible, or voluntarily excluded from participation in this covered transaction, unless authorized by the department or agency entering into this transaction.

g. The prospective first tier participant further agrees by submitting this proposal that it will include the clause titled "Certification Regarding Debarment, Suspension, Ineligibility and Voluntary Exclusion-Lower Tier Covered Transactions," provided by the department or contracting agency, entering into this covered transaction, without modification, in all lower tier covered transactions and in all solicitations for lower tier covered transactions exceeding the \$25,000 threshold.

h. A participant in a covered transaction may rely upon a certification of a prospective participant in a lower tier covered transaction that is not debarred, suspended, ineligible, or voluntarily excluded from the covered transaction, unless it knows that the certification is erroneous. A participant is responsible for ensuring that its principals are not suspended, debarred, or otherwise ineligible to participate in covered transactions. To verify the eligibility of its principals, as well as the eligibility of any lower tier prospective participants, each participant may, but is not required to, check the Excluded Parties List System website (<https://www.epls.gov/>), which is compiled by the General Services Administration.

i. Nothing contained in the foregoing shall be construed to require the establishment of a system of records in order to render in good faith the certification required by this clause. The knowledge and information of the prospective participant is not required to exceed that which is normally possessed by a prudent person in the ordinary course of business dealings.

j. Except for transactions authorized under paragraph (f) of these instructions, if a participant in a covered transaction knowingly enters into a lower tier covered transaction with a person who is suspended, debarred, ineligible, or voluntarily excluded from participation in this transaction, in addition to other remedies available to the Federal Government, the department or agency may terminate this transaction for cause or default.

\*\*\*\*\*

**2. Certification Regarding Debarment, Suspension, Ineligibility and Voluntary Exclusion – First Tier Participants:**

a. The prospective first tier participant certifies to the best of its knowledge and belief, that it and its principals:

- (1) Are not presently debarred, suspended, proposed for debarment, declared ineligible, or voluntarily excluded from participating in covered transactions by any Federal department or agency;
  - (2) Have not within a three-year period preceding this proposal been convicted of or had a civil judgment rendered against them for commission of fraud or a criminal offense in connection with obtaining, attempting to obtain, or performing a public (Federal, State or local) transaction or contract under a public transaction; violation of Federal or State antitrust statutes or commission of embezzlement, theft, forgery, bribery, falsification or destruction of records, making false statements, or receiving stolen property;
  - (3) Are not presently indicted for or otherwise criminally or civilly charged by a governmental entity (Federal, State or local) with commission of any of the offenses enumerated in paragraph (a)(2) of this certification; and
  - (4) Have not within a three-year period preceding this application/proposal had one or more public transactions (Federal, State or local) terminated for cause or default.
- b. Where the prospective participant is unable to certify to any of the statements in this certification, such prospective participant shall attach an explanation to this proposal.

**2. Instructions for Certification - Lower Tier Participants:**

(Applicable to all subcontracts, purchase orders and other lower tier transactions requiring prior FHWA approval or estimated to cost \$25,000 or more - 2 CFR Parts 180 and 1200)

a. By signing and submitting this proposal, the prospective lower tier is providing the certification set out below.

b. The certification in this clause is a material representation of fact upon which reliance was placed when this transaction was entered into. If it is later determined that the prospective lower tier participant knowingly rendered an erroneous certification, in addition to other remedies available to the Federal Government, the department, or agency with which

this transaction originated may pursue available remedies, including suspension and/or debarment.

c. The prospective lower tier participant shall provide immediate written notice to the person to which this proposal is submitted if at any time the prospective lower tier participant learns that its certification was erroneous by reason of changed circumstances.

d. The terms "covered transaction," "debarred," "suspended," "ineligible," "participant," "person," "principal," and "voluntarily excluded," as used in this clause, are defined in 2 CFR Parts 180 and 1200. You may contact the person to which this proposal is submitted for assistance in obtaining a copy of those regulations. "First Tier Covered Transactions" refers to any covered transaction between a grantee or subgrantee of Federal funds and a participant (such as the prime or general contract). "Lower Tier Covered Transactions" refers to any covered transaction under a First Tier Covered Transaction (such as subcontracts). "First Tier Participant" refers to the participant who has entered into a covered transaction with a grantee or subgrantee of Federal funds (such as the prime or general contractor). "Lower Tier Participant" refers any participant who has entered into a covered transaction with a First Tier Participant or other Lower Tier Participants (such as subcontractors and suppliers).

e. The prospective lower tier participant agrees by submitting this proposal that, should the proposed covered transaction be entered into, it shall not knowingly enter into any lower tier covered transaction with a person who is debarred, suspended, declared ineligible, or voluntarily excluded from participation in this covered transaction, unless authorized by the department or agency with which this transaction originated.

f. The prospective lower tier participant further agrees by submitting this proposal that it will include this clause titled "Certification Regarding Debarment, Suspension, Ineligibility and Voluntary Exclusion-Lower Tier Covered Transaction," without modification, in all lower tier covered transactions and in all solicitations for lower tier covered transactions exceeding the \$25,000 threshold.

g. A participant in a covered transaction may rely upon a certification of a prospective participant in a lower tier covered transaction that is not debarred, suspended, ineligible, or voluntarily excluded from the covered transaction, unless it knows that the certification is erroneous. A participant is responsible for ensuring that its principals are not suspended, debarred, or otherwise ineligible to participate in covered transactions. To verify the eligibility of its principals, as well as the eligibility of any lower tier prospective participants, each participant may, but is not required to, check the Excluded Parties List System website (<https://www.epls.gov/>), which is compiled by the General Services Administration.

h. Nothing contained in the foregoing shall be construed to require establishment of a system of records in order to render in good faith the certification required by this clause. The knowledge and information of participant is not required to exceed that which is normally possessed by a prudent person in the ordinary course of business dealings.

i. Except for transactions authorized under paragraph e of these instructions, if a participant in a covered transaction knowingly enters into a lower tier covered transaction with a person who is suspended, debarred, ineligible, or voluntarily excluded from participation in this transaction, in addition to other remedies available to the Federal Government, the

department or agency with which this transaction originated may pursue available remedies, including suspension and/or debarment.

\* \* \* \* \*

**Certification Regarding Debarment, Suspension, Ineligibility and Voluntary Exclusion--Lower Tier Participants:**

- 1. The prospective lower tier participant certifies, by submission of this proposal, that neither it nor its principals is presently debarred, suspended, proposed for debarment, declared ineligible, or voluntarily excluded from participating in covered transactions by any Federal department or agency.
- 2. Where the prospective lower tier participant is unable to certify to any of the statements in this certification, such prospective participant shall attach an explanation to this proposal.

\* \* \* \* \*

**XI. CERTIFICATION REGARDING USE OF CONTRACT FUNDS FOR LOBBYING**

This provision is applicable to all Federal-aid construction contracts and to all related subcontracts which exceed \$100,000 (49 CFR 20).

- 1. The prospective participant certifies, by signing and submitting this bid or proposal, to the best of his or her knowledge and belief, that:
  - a. No Federal appropriated funds have been paid or will be paid, by or on behalf of the undersigned, to any person for influencing or attempting to influence an officer or employee of any Federal agency, a Member of Congress, an officer or employee of Congress, or an employee of a Member of Congress in connection with the awarding of any Federal contract, the making of any Federal grant, the making of any Federal loan, the entering into of any cooperative agreement, and the extension, continuation, renewal, amendment, or modification of any Federal contract, grant, loan, or cooperative agreement.
  - b. If any funds other than Federal appropriated funds have been paid or will be paid to any person for influencing or attempting to influence an officer or employee of any Federal agency, a Member of Congress, an officer or employee of Congress, or an employee of a Member of Congress in connection with this Federal contract, grant, loan, or cooperative agreement, the undersigned shall complete and submit Standard Form-LLL, "Disclosure Form to Report Lobbying," in accordance with its instructions.
- 2. This certification is a material representation of fact upon which reliance was placed when this transaction was made or entered into. Submission of this certification is a prerequisite for making or entering into this transaction imposed by 31 U.S.C. 1352. Any person who fails to file the required certification shall be subject to a civil penalty of not less than \$10,000 and not more than \$100,000 for each such failure.
- 3. The prospective participant also agrees by submitting its bid or proposal that the participant shall require that the language of this certification be included in all lower tier subcontracts, which exceed \$100,000 and that all such recipients shall certify and disclose accordingly.



**ATTACHMENT A - EMPLOYMENT AND MATERIALS  
PREFERENCE FOR APPALACHIAN DEVELOPMENT  
HIGHWAY SYSTEM OR APPALACHIAN LOCAL ACCESS  
ROAD CONTRACTS**

This provision is applicable to all Federal-aid projects funded under the Appalachian Regional Development Act of 1965.

1. During the performance of this contract, the contractor undertaking to do work which is, or reasonably may be, done as on-site work, shall give preference to qualified persons who regularly reside in the labor area as designated by the DOL wherein the contract work is situated, or the subregion, or the Appalachian counties of the State wherein the contract work is situated, except:

a. To the extent that qualified persons regularly residing in the area are not available.

b. For the reasonable needs of the contractor to employ supervisory or specially experienced personnel necessary to assure an efficient execution of the contract work.

c. For the obligation of the contractor to offer employment to present or former employees as the result of a lawful collective bargaining contract, provided that the number of nonresident persons employed under this subparagraph (1c) shall not exceed 20 percent of the total number of employees employed by the contractor on the contract work, except as provided in subparagraph (4) below.

2. The contractor shall place a job order with the State Employment Service indicating (a) the classifications of the laborers, mechanics and other employees required to perform the contract work, (b) the number of employees required in each classification, (c) the date on which the participant estimates such employees will be required, and (d) any other pertinent information required by the State Employment Service to complete the job order form. The job order may be placed with the State Employment Service in writing or by telephone. If during the course of the contract work, the information submitted by the contractor in the original job order is substantially modified, the participant shall promptly notify the State Employment Service.

3. The contractor shall give full consideration to all qualified job applicants referred to him by the State Employment Service. The contractor is not required to grant employment to any job applicants who, in his opinion, are not qualified to perform the classification of work required.

4. If, within one week following the placing of a job order by the contractor with the State Employment Service, the State Employment Service is unable to refer any qualified job applicants to the contractor, or less than the number requested, the State Employment Service will forward a certificate to the contractor indicating the unavailability of applicants. Such certificate shall be made a part of the contractor's permanent project records. Upon receipt of this certificate, the contractor may employ persons who do not normally reside in the labor area to fill positions covered by the certificate, notwithstanding the provisions of subparagraph (1c) above.

5. The provisions of 23 CFR 633.207(e) allow the contracting agency to provide a contractual preference for the use of mineral resource materials native to the Appalachian region.

6. The contractor shall include the provisions of Sections 1 through 4 of this Attachment A in every subcontract for work which is, or reasonably may be, done as on-site work.

**KENTUCKY TRANSPORTATION CABINET  
DEPARTMENT OF HIGHWAYS**

**EMPLOYMENT REQUIREMENTS  
RELATING TO  
NONDISCRIMINATION OF EMPLOYEES  
(APPLICABLE TO FEDERAL-AID SYSTEM CONTRACTS)**

**AN ACT OF THE KENTUCKY GENERAL ASSEMBLY  
TO PREVENT DISCRIMINATION IN EMPLOYMENT**

**KRS CHAPTER 344  
EFFECTIVE JUNE 16, 1972**

The contract on this project, in accordance with KRS Chapter 344, provides that during the performance of this contract, the contractor agrees as follows:

1. The contractor shall not fail or refuse to hire, or shall not discharge any individual, or otherwise discriminate against an individual with respect to his compensation, terms, conditions, or privileges of employment, because of such individual's race, color, religion, national origin, sex, disability or age (between forty and seventy); or limit, segregate, or classify his employees in any way which would deprive or tend to deprive an individual of employment opportunities or otherwise adversely affect his status as an employee, because of such individual's race, color, religion, national origin, sex, disability or age (between forty and seventy). The contractor agrees to post in conspicuous places, available to employees and applicants for employment, notices to be provided setting forth the provisions of this nondiscrimination clause.

2. The contractor shall not print or publish or cause to be printed or published a notice or advertisement relating to employment by such an employer or membership in or any classification or referral for employment by the employment agency, indicating any preference, limitation, specification, or discrimination, based on race, color, religion, national origin, sex, disability or age (between forty and seventy), except that such notice or advertisement may indicate a preference, limitation, or specification based on religion, or national origin when religion, or national origin is a bona fide occupational qualification for employment.

3. If the contractor is in control of apprenticeship or other training or retraining, including on-the-job training programs, he shall not discriminate against an individual because of his race, color, religion, national origin, sex, disability or age (between forty and seventy), in admission to, or employment in any program established to

provide apprenticeship or other training.

4. The contractor will send to each labor union or representative of workers with which he has a collective bargaining agreement or other contract or understanding, a notice to be provided advising the said labor union or workers' representative of the contractor's commitments under this section, and shall post copies of the notice in conspicuous places available to employees and applicants for employment. The contractor will take such action with respect to any subcontract or purchase order as the administering agency may direct as a means of enforcing such provisions, including sanctions for non-compliance.

REVISED: 12-3-92

## EXECUTIVE BRANCH CODE OF ETHICS

In the 1992 regular legislative session, the General Assembly passed and Governor Brereton Jones signed Senate Bill 63 (codified as KRS 11A), the Executive Branch Code of Ethics, which states, in part:

KRS 11A.040 (6) provides:

No present or former public servant shall, within six (6) months of following termination of his office or employment, accept employment, compensation or other economic benefit from any person or business that contracts or does business with the state in matters in which he was directly involved during his tenure. This provision shall not prohibit an individual from returning to the same business, firm, occupation, or profession in which he was involved prior to taking office or beginning his term of employment, provided that, for a period of six (6) months, he personally refrains from working on any matter in which he was directly involved in state government. This subsection shall not prohibit the performance of ministerial functions, including, but not limited to, filing tax returns, filing applications for permits or licenses, or filing incorporation papers.

KRS 11A.040 (8) states:

A former public servant shall not represent a person in a matter before a state agency in which the former public servant was directly involved, for a period of one (1) year after the latter of:

- a) The date of leaving office or termination of employment; or
- b) The date the term of office expires to which the public servant was elected.

This law is intended to promote public confidence in the integrity of state government and to declare as public policy the idea that state employees should view their work as a public trust and not as a way to obtain private benefits.

If you have worked for the executive branch of state government within the past six months, you may be subject to the law's prohibitions. The law's applicability may be different if you hold elected office or are contemplating representation of another before a state agency.

Also, if you are affiliated with a firm which does business with the state and which employs former state executive-branch employees, you should be aware that the law may apply to them.

In case of doubt, the law permits you to request an advisory opinion from the Executive Branch Ethics Commission, Room 136, Capitol Building, 700 Capitol Avenue, Frankfort, Kentucky 40601; telephone (502) 564-7954.

KENTUCKY TRANSPORTATION CABINET  
DEPARTMENT OF HIGHWAYS  
**TRAINING SPECIAL PROVISIONS**

This Training Special Provision supersedes subparagraph 7b of the Special Provision entitled "Specific Equal Employment Opportunity Responsibilities," (Attachment 1), and is in implementation of 23 U.S.C. 140(a).

As part of the contractor's equal employment opportunity affirmative action program training shall be provided as follows:

The contractor shall provide on-the-job training aimed at developing full journeymen in the type of trade or job classification involved.

The number of trainees to be trained under these special provisions and in this contract is shown in "Special Notes Applicable to Project" in the bid proposal.

In the event that a contractor subcontracts a portion of the contract work, he shall determine how many, if any, of the trainees are to be trained by the subcontractor, provided, however, that the contractor shall retain the primary responsibility for meeting the training requirements imposed by this special provision. The contractor shall also insure that this training special provision is made applicable to such subcontract. Where feasible, 25 percent of apprentices or trainees in each occupation shall be in their first year of apprenticeship or training.

The number of trainees shall be distributed among the work classifications on the basis of the contractor's needs and the availability of journeymen in the various classifications within a reasonable area of recruitment. Prior to commencing construction the contractor shall submit to the Kentucky Transportation Cabinet, Department of Highways for its approval, an acceptable training program on forms provided by the Cabinet indicating the number of trainees to be trained in each selected classification. Failure to provide the Cabinet with the proper documentation evidencing an acceptable training program prior to commencing construction shall cause the Cabinet to suspend the operations of the contractor with (if applicable) working days being charged as usual against the contract time or (if applicable), no additional contract time being granted for the suspension period. The Cabinet will not be liable for the payment of any work performed during the suspension period due to the failure of the contractor to provide an acceptable training program. Said suspension period shall be terminated when an acceptable training program is received by the Cabinet. Furthermore, the contractor shall specify the starting time for training in each of the classifications. The contractor will be credited for each trainee employed by him on the contract work who is currently enrolled or becomes enrolled in an approved program and will be reimbursed for such trainees as provided hereinafter.

Training and upgrading of minorities and women toward journeymen status is a primary objective of this Training Special Provision. Accordingly, the contractor shall make every effort to enroll minority trainees and women (e.g., by conducting systematic and direct recruitment through public and private sources likely to yield minority and women trainees) to the extent that such persons are available within a reasonable area of recruitment. The contractor will be responsible for demonstrating the steps that he has taken in pursuance thereof, prior to a determination as to whether the contractor is in compliance with this Training Special Provision. This training commitment is not intended, and shall not be used, to discriminate against any applicant for training, whether a member of a minority group or not.

No employee shall be employed as a trainee in any classification in which he has successfully completed a training course leading to journeyman status or in which he has been employed as a journeyman. The contractor should satisfy this requirement by including appropriate questions in the employee application or by other suitable means. Regardless of the method used the contractor's records should document the findings in each case. The minimum length and type of training for each classification will be as established in the training program selected by the contractor and approved by the Kentucky Transportation Cabinet, Department of Highways and the Federal Highway Administration shall approve a program if it is reasonably calculated to meet the equal employment opportunity obligations of the contractor and to qualify the average trainee for journeyman status in the classification concerned by the end of the training period. Furthermore, apprenticeship programs

registered with the U.S. Department of Labor, Bureau of Apprenticeship and Training, or with a State apprenticeship agency recognized by the Bureau and training programs approved but not necessarily sponsored by the U.S. Department of Labor, Manpower Administration, Bureau of Apprenticeship and Training shall also be considered acceptable provided it is being administered in a manner consistent with the equal employment obligations of Federal-aid highway construction contracts. Approval or acceptance of a training program shall be obtained from the State prior to commencing work on the classification covered by the program. It is the intention of these provisions that training is to be provided in the construction crafts rather than clerk-typists or secretarial-type positions. Training is permissible in lower level management positions such as office engineers, estimators, timekeepers, etc., where the training is oriented toward construction applications. Training in the laborer classification may be permitted provided that significant and meaningful training is provided and approved by the division office. Some offsite training is permissible as long as the training is an integral part of an approved training program and does not comprise a significant part of the overall training.

Except as otherwise noted below, the contractor will be reimbursed for each hour of training given an employee on this contract in accordance with an approved training program. As approved by the engineer, reimbursement will be made for training persons in excess of the number specified herein. This reimbursement will be made even though the contractor receives additional training program funds from other sources, provided such other source does not specifically prohibit the contractor from receiving other reimbursement. Reimbursement for offsite training indicated above may only be made to the contractor where he does one or more of the following and the trainees are concurrently employed on a Federal-aid project; contributes to the cost of the training, provides the instruction to the trainee or pays the trainee's wages during the offsite training period.

No payment shall be made to the contractor if either the failure to provide the required training, or the failure to hire the trainee as a journeyman, is caused by the contractor and evidences a lack of good faith on the part of the contractor in meeting the requirements of this Training Special Provision. It is normally expected that a trainee will begin his training on the project as soon as feasible after start of work utilizing the skill involved and remain on the project as long as training opportunities exist in his work classification or until he has completed his training program. It is not required that all trainees be on board for the entire length of the contract. A contractor will have fulfilled his responsibilities under this Training Special Provision if he has provided acceptable training to the number of trainees specified. The number trained shall be determined on the basis of the total number enrolled on the contract for a significant period.

Trainees will be paid at least 60 percent of the appropriate minimum journeyman's rate specified in the contract for the first half of the training period, 75 percent for the third quarter of the training period, and 90 percent for the last quarter of the training period, unless apprentices or trainees in an approved existing program are enrolled as trainees on this project. In that case, the appropriate rates approved by the Departments of Labor or Transportation in connection with the existing program shall apply to all trainees being trained for the same classification who are covered by this Training Special Provision.

The contractor shall furnish the trainee a copy of the program he will follow in providing the training. The contractor shall provide each trainee with a certification showing the type and length of training satisfactorily completed.

The contractor will provide for the maintenance of records and furnish periodic reports documenting his performance under this Training Special Provision.

General Decision Number: KY140123 01/03/2014 KY123

Superseded General Decision Number: KY20130124

State: Kentucky

Construction Type: Highway

Counties: Adair, Barren, Bell, Breathitt, Casey, Clay, Clinton, Cumberland, Estill, Floyd, Garrard, Green, Harlan, Hart, Jackson, Johnson, Knott, Knox, Laurel, Lawrence, Lee, Leslie, Letcher, Lincoln, Magoffin, Martin, McCreary, Menifee, Metcalfe, Monroe, Morgan, Owsley, Perry, Pike, Powell, Pulaski, Rockcastle, Russell, Taylor, Wayne, Whitley and Wolfe Counties in Kentucky.

HIGHWAY CONSTRUCTION PROJECTS

Modification Number	Publication Date
0	01/03/2014

SUKY2013-001 12/06/2013

	Rates	Fringes
BOILERMAKER.....	\$ 24.65	12.94
BRICKLAYER		
Bricklayer.....	\$ 22.90	8.50
Stone Mason.....	\$ 21.50	8.50
CARPENTER		
Carpenter.....	\$ 24.15	13.50
Piledriver.....	\$ 23.80	13.50
ELECTRICIAN		
Equipment Operator.....	\$ 26.90	10.31
Groundsman.....	\$ 17.79	8.51
Lineman.....	\$ 30.09	10.94
When workmen are required to work from bosum chairs, trusses, stacks, tanks, scaffolds, catwalks, radio and T.V. towers, structural steel (open, unprotected, unfloored raw steel), and bridges or similar hazardous locations where workmen are subject to fall, except where using JLG's and bucket trucks up to 75 feet: Add 25% to workman's base rate for 50 to 75 feet, and add 50% to workman's base rate for over 75 feet.		
IRONWORKER.....	\$ 26.34	18.84
LABORER		
Group 1.....	\$ 21.15	11.41
Group 2.....	\$ 21.40	11.41
Group 3.....	\$ 21.45	11.41
Group 4.....	\$ 22.05	11.41
GROUP 1: Aging and Curing of Concrete (Any Mode or Method), Asbestos Abatement Worker, Asphalt Plant Laborers, Asphalt Laborers, Batch Truck Dumpers, Carpenter Tenders, Cement Mason Tenders, Cleaning of Machines, Concrete Laborers, Demolition Laborers, Dredging Laborers, Drill Tender, Environmental		



Laborer - Nuclear, Radiation, Toxic and Hazardous Waste - Level D, Flagmen, Grade Checkers, All Hand Digging and Hand Back Filling, Highway Marker Placers, Landscaping Laborers, Mesh Handlers and Placers, Puddler, Railroad Laborers, Rip-rap and Grouters, Right of Way Laborers, Sign, Guard Rail and Fence Installers (All Types), Signalmen, Sound Barrier Installer, Storm and Sanitary Sewer Laborers, Swampers, Truck Spotters and Dumpers, Wrecking of Concrete Forms, General Cleanup

GROUP 2: Batter Board Men (Sanitary and Storm Sewer), Brickmason Tenders, Mortar Mixer Operator, Scaffold Builders, Burner and Welder, Bushammers, Chain Saw Operator, Concrete Saw Operators, Deckhand Scow Man, Dry Cement Handlers, Environmental Laborers - Nuclear, Radiation, Toxic and Hazardous Waste - Level C, Forklift Operators for Masonry, Form Setters, Green Concrete Cutting, Hand Operated Grouter and Grinder Machine Operator, Jack Hammers, Lead Paint Abatement, Pavement Breakers, Paving Joint Machine, Pipe Layers - Laser Operators (Non-metallic), Plastic Pipe Fusion, Power Driven Georgia Buggy and Wheel Barrow, Power Post Hole Diggers, Precast Manhole Setters, Walk-behind Tampers, Walk-behind Trenchers, Sand Blasters, Concrete Chippers, Surface Grinders, Vibrator Operators, Wagon Drillers

GROUP 3: Air Track Driller (All Types), Asphalt Luteman and Rakers, Gunnite Nozzleman, Gunnite Operators and Mixers, Grout Pump Operator, Powderman and Blaster, Side Rail Setters, Rail Paved Ditches, Screw Operators, Tunnel Laborers (Free Air), Water Blasters

GROUP 4: Caisson Workers (Free Air), Cement Finishers, Environmental Laborer - Nuclear, Radiation, Toxic and Hazardous Waste - Level A and B, miners and Drillers (Free Air), Tunnel Blasters, and Tunnel Mockers (Free Air), Directional and Horizontal Boring, Air Track Drillers (All Types), Powder Man and Blasters, Troxler and Concrete Tester if Llaborer is Utilized

PAINTER		
All Excluding Bridges.....	\$ 19.92	9.57
Bridges.....	\$ 23.92	10.07

PLUMBER.....	\$ 22.52	7.80
--------------	----------	------

POWER EQUIPMENT OPERATOR:		
Group 1.....	\$ 27.35	13.40
Group 2.....	\$ 24.87	13.40
Group 3.....	\$ 25.26	13.40
Group 4.....	\$ 24.60	13.40

GROUP 1: Auto Patrol, Batcher Plant, Bituminous Paver, Cable-Way, Clamshell, Concrete Mixer (21 cu ft or over), Concrete Pump, Crane, Crusher Plant, Derrick, Derrick Boat, Ditching and Trenching Machine, Dragline, Dredge Engineer, Elevating Grader and all types of Loaders, Hoe-type Machine, Hoisting Engine, Locomotive, LeTourneau or Carry-all Scoop, Bulldozer, Mechanic, Orangepeel Bucket, Piledriver, Power Blade, Roller (Bituminous), Roller (Earth), Roller (Rock), Scarifier, Shovel, Tractor Shovel, Truck Crane, Well Point, Winch Truck, Push Dozer, Grout Pump, High Lift, Fork Lift (regardless of

lift height), all types of Boom Cats, Multiple Operator, Core Drill, Tow or Push Boat, A-Frame Winch Truck, Concrete Paver, Grade-All, Hoist, Hyster, Material Pump, Pumpcrete, Ross Carrier, Sheepfoot, Sideboom, Throttle-Valve Man, Rotary Drill, Power Generator, Mucking Machine, Rock Spreader attached to Equipment, Scoopmobile, KeCal Loader, Tower Cranes, Hydrocrane, Tugger, Backfiller Gurries, Self-propelled Compactor, Self-Contained Hydraulic Percussion Drill

GROUP 2: All Air Compressors (200 cu ft/min or greater), Bituminous Mixer, Concrete Mixer (under 212 cu ft), Welding Machine, Form Grader, Tractor (50 hp and over), Bull Float, Finish Machine, Outboard Motor Boat, Brakeman, Mechanic Tender, Whirly Oiler, Tract-air, Road Widening Trencher, Articulating Trucks

GROUP 3: Greaser on Grease Facilities servicing Heavy Equipment

GROUP 4: Bituminous Distributor, Cement Gun, Conveyor, Mud Jack, Paving Joint Machine, Pump, Tamping Machine, Tractor (under 50 hp), Vibrator, Oiler, Air Compressor (under 200 cu ft per minute), Concrete Saw, Burlap and Curing Machine, Hydro Seeder, Power Form Handling Equipment, Deckhand Oiler, Hydraulic Post Driver

SHEET METAL WORKER.....	\$ 20.40	7.80
-------------------------	----------	------

TRUCK DRIVER

Driver (3 Tons and Over),		
Driver (Truck Mounted		
Rotary Drill).....	\$ 22.99	13.50
Driver (3 Tons and Under),		
Tire Changer and Truck		
Mechanic Tender.....	\$ 22.78	13.50
Driver (Semi-Trailer or		
Pole Trailer), Driver		
(Dump Truck, Tandem Axle),		
Driver of Distributor.....	\$ 22.65	13.50
Driver on Mixer Trucks		
(All Types).....	\$ 22.70	13.50
Driver on Pavement Breakers.	\$ 22.80	13.50
Driver, Euclid and Other		
Heavy Earth Moving		
Equipment and Low Boy.....	\$ 23.56	13.50
Driver, Winch Truck and A-		
Frame when used in		
Transporting Materials.....	\$ 22.55	13.50
Greaser on Greasing		
Facilities.....	\$ 23.65	13.50
Truck Mechanic.....	\$ 22.75	13.50
Truck Tender and		
Warehouseman.....	\$ 22.45	13.50

WELDERS - Receive rate prescribed for craft performing operation to which welding is incidental.

=====

Unlisted classifications needed for work not included within the scope of the classifications listed may be added after award only as provided in the labor standards contract clauses (29CFR 5.5 (a) (1) (ii)).

-----

The body of each wage determination lists the classification and wage rates that have been found to be prevailing for the cited type(s) of construction in the area covered by the wage determination. The classifications are listed in alphabetical order of "identifiers" that indicate whether the particular rate is union or non-union.

#### Union Identifiers

An identifier enclosed in dotted lines beginning with characters other than "SU" denotes that the union classification and rate have found to be prevailing for that classification. Example: PLUM0198-005 07/01/2011. The first four letters , PLUM, indicate the international union and the four-digit number, 0198, that follows indicates the local union number or district council number where applicable , i.e., Plumbers Local 0198. The next number, 005 in the example, is an internal number used in processing the wage determination. The date, 07/01/2011, following these characters is the effective date of the most current negotiated rate/collective bargaining agreement which would be July 1, 2011 in the above example.

Union prevailing wage rates will be updated to reflect any changes in the collective bargaining agreements governing the rates.

0000/9999: weighted union wage rates will be published annually each January.

#### Non-Union Identifiers

Classifications listed under an "SU" identifier were derived from survey data by computing average rates and are not union rates; however, the data used in computing these rates may include both union and non-union data. Example: SULA2004-007 5/13/2010. SU indicates the rates are not union majority rates, LA indicates the State of Louisiana; 2004 is the year of the survey; and 007 is an internal number used in producing the wage determination. A 1993 or later date, 5/13/2010, indicates the classifications and rates under that identifier were issued as a General Wage Determination on that date.

Survey wage rates will remain in effect and will not change until a new survey is conducted.

-----  
WAGE DETERMINATION APPEALS PROCESS

1.) Has there been an initial decision in the matter? This can be:

- \* an existing published wage determination
- \* a survey underlying a wage determination
- \* a Wage and Hour Division letter setting forth a position on a wage determination matter
- \* a conformance (additional classification and rate) ruling

On survey related matters, initial contact, including requests for summaries of surveys, should be with the Wage and Hour Regional Office for the area in which the survey was conducted because those Regional Offices have responsibility for the Davis-Bacon survey program. If the response from this initial contact is not satisfactory, then the process described in 2.) and 3.) should be followed.

With regard to any other matter not yet ripe for the formal process described here, initial contact should be with the Branch of Construction Wage Determinations. Write to:

Branch of Construction Wage Determinations  
Wage and Hour Division  
U.S. Department of Labor  
200 Constitution Avenue, N.W.  
Washington, DC 20210

2.) If the answer to the question in 1.) is yes, then an interested party (those affected by the action) can request review and reconsideration from the Wage and Hour Administrator (See 29 CFR Part 1.8 and 29 CFR Part 7). Write to:

Wage and Hour Administrator  
U.S. Department of Labor  
200 Constitution Avenue, N.W.  
Washington, DC 20210

The request should be accompanied by a full statement of the interested party's position and by any information (wage payment data, project description, area practice material, etc.) that the requestor considers relevant to the issue.

3.) If the decision of the Administrator is not favorable, an interested party may appeal directly to the Administrative Review Board (formerly the Wage Appeals Board). Write to:

Administrative Review Board  
U.S. Department of Labor  
200 Constitution Avenue, N.W.  
Washington, DC 20210

4.) All decisions by the Administrative Review Board are final.

=====  
END OF GENERAL DECISION

KENTUCKY LABOR CABINET  
PREVAILING WAGE DETERMINATION  
CURRENT REVISION  
HIGHWAY CONSTRUCTION LOCALITY NO. II

Determination No. CR-14-II-HWY

Project No.  
Highway

Date of Determination: July 14, 2014

This schedule of the prevailing rate of wages for Locality No. II including the counties of ADAIR, BARREN, BELL, BREATHITT, CASEY, CLAY, CLINTON, CUMBERLAND, ESTILL, FLOYD, GARRARD, GREEN, HARLAN, HART, JACKSON, JOHNSON, KNOTT, KNOX, LAUREL, LAWRENCE, LEE, LESLIE, LETCHER, LINCOLN, MCCREARY, MAGOFFIN, MARTIN, MENIFEE, METCALFE, MONROE, MORGAN, OWSLEY, PERRY, PIKE, POWELL, PULASKI, ROCKCASTLE, RUSSELL, TAYLOR, WAYNE, WHITLEY, and WOLFE has been determined in accordance with the provisions of KRS 337.505 to 337.550. This determination shall be referred to as Prevailing Wage Determination No. CR-14-II-HWY.

The following schedule of rates is to be used for highway construction projects advertised or awarded by the Kentucky Transportation Cabinet. This includes any contracts for the relocation of any utilities or other incidental construction projects advertised or awarded by public authorities as a result of the highway construction project.

Apprentices or trainees shall be permitted to work in accordance with Administrative Regulations. Copies of these regulations will be furnished upon request to any interested person.

Overtime is to be computed at not less than one and one-half (1 1/2) times the indicated BASE RATE for all hours worked in excess of eight (8) hours per day, or in excess of forty (40) hours per week. However, KRS 337.540 permits an employee and employer to agree, in writing, that the employee will be compensated at a straight time base rate for hours worked in excess of eight (8) hours in any one calendar day, but not more than ten (10) hours worked in any one calendar day, if such written agreement is prior to the over eight (8) hours in a calendar day actually being worked, or where provided for in a collective bargaining agreement. The fringe benefit rate is to be paid for each hour worked at a straight time rate for all hours worked. Fringe benefit amounts are applicable for all hours worked except when otherwise noted. Welders will receive rate for craft in which welding is incidental.

No laborer, workman or mechanic shall be paid at a rate less than that of the General Laborer except those classified as bona fide apprentices registered with the Kentucky State Apprenticeship Supervisor unless otherwise specified in this schedule of wage rates.

---

Anthony Russell, Commissioner  
Department of Workplace Standards



<b>CLASSIFICATIONS</b>	<b>RATE AND FRINGE BENEFITS</b>
------------------------	---------------------------------

<b>BOILERMAKERS:</b>	<b>BASE RATE</b>	<b>\$24.65</b>
	<b>FRINGE BENEFIT</b>	<b>12.94</b>

---

<b>BRICKLAYERS:</b>	<b>BASE RATE</b>	<b>\$22.90</b>
Bricklayers:	<b>FRINGE BENEFITS</b>	<b>8.50</b>

Stone Mason:	<b>BASE RATE</b>	<b>\$21.50</b>
	<b>FRINGE BENEFITS</b>	<b>8.50</b>

---

<b>CARPENTERS:</b>	<b>BASE RATE</b>	<b>\$24.90</b>
Carpenters:	<b>FRINGE BENEFITS</b>	<b>14.50</b>

Piledrivers:	<b>BASE RATE</b>	<b>\$24.55</b>
	<b>FRINGE BENEFITS</b>	<b>14.50</b>

---

<b>CEMENT MASONS:</b>	<b>BASE RATE</b>	<b>\$21.25</b>
	<b>FRINGE BENEFITS</b>	<b>8.50</b>

---

<b>ELECTRICIANS:</b>	<b>*BASE RATE</b>	<b>\$29.36</b>
	<b>FRINGE BENEFITS</b>	<b>10.55</b>

\*When workmen are required to work from bosum chairs, trusses, stacks, tanks, scaffolds, catwalks, radio and T.V. towers, structural steel (open, unprotected, unfloored raw steel), and bridges or similar hazardous locations where workmen are subject to a direct fall, except where using JLG's and bucket trucks up to 75 feet: Add 25% to workman's base rate for 50 to 75 feet, and add 50% to workman's base rate for over 75 feet.

LINEMAN:	<b>*BASE RATE</b>	<b>\$30.09</b>
	<b>FRINGE BENEFITS</b>	<b>10.94</b>

EQUIPMENT OPERATOR:	<b>*BASE RATE</b>	<b>\$26.90</b>
	<b>FRINGE BENEFITS</b>	<b>10.31</b>

GROUNDSMAN:	<b>*BASE RATE</b>	<b>\$17.79</b>
	<b>FRINGE BENEFITS</b>	<b>8.51</b>

---

<b>IRONWORKERS:</b>	<b>BASE RATE</b>	<b>\$ 26.97</b>
	<b>FRINGE BENEFITS</b>	<b>20.01</b>

---

CLASSIFICATIONS

RATE AND FRINGE BENEFITS

LABORERS:

GROUP 1: Aging and curing of concrete (any mode or method), asbestos abatement worker, asphalt plant laborers, asphalt laborers; batch truck dumpers; carpenter tenders, cement mason tenders, cleaning of machines, concrete laborers, demolition laborers, dredging laborers, drill helper, environmental laborer - nuclear, radiation, toxic and hazardous waste – Level D, flagmen, grade checkers, all hand digging and hand back filling, highway marker placers, landscaping laborers, mesh handlers and placers, puddler, railroad laborers, rip-rap and grouters, right of way laborers, sign, guard rail and fence installers (all types), signalmen, sound barrier installer, storm and sanitary sewer laborers, swamper, truck spotters and dumpers, wrecking of concrete forms, general cleanup:

HEAVY & HIGHWAY	BASE RATE	\$21.80
	FRINGE BENEFITS	12.36

GROUP 2: Batter board men (sanitary and storm sewer), brickmason tenders, mortar mixer operator, scaffold builders, burner and welder, bushammers, chain saw operator, concrete saw operators, deckhand scow man, dry cement handlers, environmental laborers – nuclear, radiation, toxic and hazardous waste – Level C, forklift operators for masonry, form setters, green concrete cutting, hand operated grouter and grinder machine operator, jack hammers, lead paint abatement, pavement breakers, paving joint machine, pipe layers – laser operators (non-metallic), plastic pipe fusion, power driven Georgia buggy and wheel barrow, power post hole diggers, precast manhole setters, walk-behind tampers, walk-behind trenchers, sand blasters, concrete chippers, surface grinders, vibrator operators, wagon drillers:

HEAVY & HIGHWAY	BASE RATE	\$22.05
	FRINGE BENEFITS	12.36

GROUP 3: Air track driller (all types), asphalt luteam and rakersm gunnite nozzleman, gunnite operators and mixers, grout pump operator, powderman and blaster, side rail setters, rail paved ditches, screw operators, tunnel laborers (free air), and water blasters:

HEAVY & HIGHWAY	BASE RATE	\$22.10
	FRINGE BENEFITS	12.36

GROUP 4: Caisson workers (free air), cement finishers, environmental laborer – nuclear, radiation, toxic and hazardous waste – Level A and B, miners and drillers (free air), tunnel blasters, and tunnel mockers (free air), directional and horizontal boring, air track drillers (all types), powder man and blasters, troxler and concrete tester if laborer is utilized:

HEAVY & HIGHWAY	BASE RATE	\$22.70
	FRINGE BENEFITS	12.36

OPERATING ENGINEERS:

Group A-1:  
NCCCO or OECP Certified; Crane, dragline, hoist (1 drum when used for stack or chimney construction or repair), hoisting engineer (2 or more drums), orangepeel, overhead crane, piledriver, truck crane, tower crane, hydraulic crane:

BASE RATE	\$29.95
FRINGE BENEFITS	14.15

CLASSIFICATIONS

RATE AND FRINGE BENEFITS

OPERATING ENGINEERS (CONTINUED):

Group A:  
Auto patrol, batcher plant, bituminous paver, cable-way, clamshell, concrete mixer (21 cu. ft. or over), concrete pump, crane, crusher plant, derrick, derrick boat, ditching and trenching machine, dragline, dredge engineer, elevator (regardless of ownership when used for hoisting any building material), elevating grader and all types of loaders, hoe-type machine, hoisting engine, locomotive, LeTourneau or carry-all scoop, bulldozer, mechanic, orangepeel bucket, piledriver, power blade, roller (bituminous), roller (earth), roller (rock), scarifier, shovel, tractor shovel, truck crane, well points, winch truck, push dozer, grout pump, high lift, fork lift (regardless of lift height), all types of boom cats, multiple operator, core drill, tow or push boat, A-Frame winch truck, concrete paver, gradeall, hoist, hyster, material pump, pumpcrete, ross carrier,sheepfoot, sideboom, throttle-valve man, rotary drill, power generator, mucking machine, rock spreader attached to equipment, scoopmobile, KeCal loader, tower cranes (French, German and other types), hydrocrane, tugger, backfiller gurries, self-propelled compactor, self-contained hydraulic percussion drill:

BASE RATE\$28.85

FRINGE BENEFITS14.15

Group B:  
All air compressors (200 cu. ft. per min. or greater capacity), bituminous mixer, concrete mixer (under 21 cu. ft.), welding machine, form grader, tractor (50 H.P. and over), bull float, finish machine, outboard motor boat, brakeman, mechanic helper, whirly oiler, tractair and road widening trencher, articulating trucks:

BASE RATE\$26.24

FRINGE BENEFITS14.15

Group B2:  
Greaser on grease facilities servicing heavy equipment:

BASE RATE\$26.65

FRINGE BENEFITS14.15

Group C:  
Bituminous distributor, cement gun, conveyor, mud jack, paving joint machine, pump, tamping machine, tractors (under 50 H.P.), vibrator, oiler, air compressors (under 200 cu. ft. per min. capacity), concrete saw, burlap and curing machine, hydro seeder, power form handling equipment, deckhand oiler, hydraulic post driver:

BASE RATE\$25.95

FRINGE BENEFITS14.15

PAINTERS:

All Excluding Bridges:

BASE RATE\$19.92

FRINGE BENEFITS9.57

Bridges:

BASE RATE\$23.92

FRINGE BENEFITS10.07

**CLASSIFICATIONS**

**RATE AND FRINGE BENEFITS**

**PLUMBERS:**

BASE RATE \$22.52  
FRINGE BENEFITS 7.80

**SHEET METAL:**

BASE RATE \$20.40  
FRINGE BENEFITS 7.80

**TRUCK DRIVERS:**

Truck helper and warehouseman:

BASE RATE \$23.20  
FRINGE BENEFITS 14.50

Driver, winch truck and A-Frame when used in transporting materials:

BASE RATE \$23.30  
FRINGE BENEFITS 14.50

Driver, (semi-trailer or pole trailer), driver (dump truck, tandem axle), driver of distributor:

BASE RATE \$23.40  
FRINGE BENEFITS 14.50

Driver on mixer trucks (all types):

BASE RATE \$23.45  
FRINGE BENEFITS 14.50

Truck mechanic:

BASE RATE \$23.50  
FRINGE BENEFITS 14.50

Driver (3 tons and under), tire changer and truck mechanic helper:

BASE RATE \$23.53  
FRINGE BENEFITS 14.50

Driver on pavement breakers:

BASE RATE \$23.55  
FRINGE BENEFITS 14.50

Driver (over 3 tons), driver (truck mounted rotary drill):

BASE RATE \$23.74  
FRINGE BENEFITS 14.50

Driver, Euclid and other heavy earth moving equipment and Low Boy:

BASE RATE \$24.31  
FRINGE BENEFITS 14.50

Greaser on greasing facilities:

BASE RATE \$24.40  
FRINGE BENEFITS 14.50

Fringe benefit amounts are applicable for all hours worked except when otherwise noted.

These rates are listed pursuant to the Kentucky Determination No. CR-14-II- HWY dated July 14, 2014.

**NOTE: Both Kentucky Determination No. CR-14-II-HWY and Federal Decision No. KY140123 apply to this project. Both sets of wage rates are included. If there is a difference in the two wages for the same classification, the Contractor is required to pay the higher of the two listed wages.**

No laborer, workman or mechanic shall be paid at a rate less than that of a Journeyman except those classified as bona fide apprentices.

Apprentices or trainees shall be permitted to work as such subject to Administrative Regulations adopted by the Commissioner of Workplace Standards. Copies of these regulations will be furnished upon request from any interested person.

Before using apprentices on the job the contractor shall present to the Contracting Officer written evidence of registration of such employees in a program of a State apprenticeship and training agency approved and recognized by the U. S. Bureau of Apprenticeship and Training. In the absence of such a State agency, the contractor shall submit evidence of approval and registration by the U. S. Bureau of Apprenticeship and Training.

The contractor shall submit to the Contracting Officer, written evidence of the established apprenticeship-journeyman ratios and wage rates in the project area, which will be the basis for establishing such ratios and rates for the project under the applicable contract provisions.

**TO: EMPLOYERS/EMPLOYEES**

**PREVAILING WAGE SCHEDULE:**

The wages indicated on this wage schedule are the least permitted to be paid for the occupations indicated. When an employee works in more than one classification, the employer must record the number of hours worked in each classification at the prescribed hourly base rate.

**OVERTIME:**

Overtime is to be paid after an employee works eight (8) hours a day or forty (40) hours a week, whichever gives the employee the greater wages. At least time and one-half the base rate is required for all overtime. A laborer, workman or mechanic and an employer may enter into a written agreement or a collective bargaining agreement to work more than eight (8) hours a calendar day but not more than ten (10) hours a calendar day for the straight time hourly rate. Wage violations or questions should be directed to the designated Engineer or the undersigned.

Diana Castle Radcliffe, P.E.  
Director, Division of Construction Procurement  
Frankfort, Kentucky 40622



**NOTICE OF REQUIREMENT FOR AFFIRMATIVE ACTION  
TO ENSURE EQUAL EMPLOYMENT OPPORTUNITY  
(Executive Order 11246)**

1. The Offeror's or Bidder's attention is called to the "Equal Opportunity Clause" and the "Standard Federal Equal Employment Specifications" set forth herein.
2. The goals and timetables for minority and female participation, expressed in percentage terms for the Contractor's aggregate work force in each trade on all construction work in the covered area, are as follows:

<b>GOALS FOR MINORITY PARTICIPATION IN EACH TRADE</b>	<b>GOALS FOR FEMALE PARTICIPATION IN EACH TRADE</b>
7.0%	6.9%

These goals are applicable to all the Contractor's construction work (whether or not it is Federal or federally-assisted) performed in the covered area. If the contractor performs construction work in a geographical area located outside of the covered area, it shall apply the goals established for such geographical area where the work is actually performed. With regard to this second area, the contractor also is subject to the goals for both its federally involved and non-federally involved construction.

The Contractor's compliance with the Executive Order and the regulations in CFR Part 60-4 shall be based on its implementation of the Equal Opportunity Clause, specific affirmative action obligations required by the specifications set forth in 41 CFR 60-4, 3(a), and its efforts to meet the goals. The hours of minority and female employment and training must be substantially uniform throughout the length of the contract, and in each trade, and the contractor shall make a good faith effort to employ minorities and women evenly on each of its projects. The transfer of minority or female employees or trainees from Contractor to Contractor or from project to project for the sole purpose of meeting the Contractor's goals shall be a violation of the contract, the Executive Order and the regulations in 41 CFR Part 60-4. Compliance with the goals will be measured against the total work hours performed.

3. The Contractor shall provide written notification to the Director of the Office of Federal Contract Compliance Programs within ten (10) working days of award of any construction subcontract in excess of \$10,000.00 at any tier for construction work under the contract resulting from this solicitation. The notification shall list the name, address and telephone number of the subcontractor; employer identification number of the subcontractor; estimated dollar amount of the subcontract; estimated starting and completion dates of the subcontract; and the geographical area in which the subcontract is to be performed. The notification shall be mailed to:

**Evelyn Teague, Regional Director  
Office of Federal Contract Compliance Programs  
61 Forsyth Street, SW, Suite 7B75  
Atlanta, Georgia 30303-8609**

4. As used in this Notice, and in the contract resulting from this solicitation, the "**covered area**" is Letcher County.

**PART IV**

**INSURANCE**

## INSURANCE

The Contractor shall procure and maintain the following insurance in addition to the insurance required by law:

- 1) Commercial General Liability-Occurrence form – not less than \$2,000,000 General aggregate, \$2,000,000 Products & Completed Aggregate, \$1,000,000 Personal & Advertising, \$1,000,000 each occurrence.
- 2) Automobile Liability- \$1,000,000 per accident
- 3) Employers Liability:
  - a) \$100,000 Each Accident Bodily Injury
  - b) \$500,000 Policy limit Bodily Injury by Disease
  - c) \$100,000 Each Employee Bodily Injury by Disease
- 4) The insurance required above must be evidenced by a Certificate of Insurance and this Certificate of Insurance must contain one of the following statements:
  - a) "policy contains no deductible clauses."
  - b) "policy contains \_\_\_\_\_ (amount) deductible property damage clause but company will pay claim and collect the deductible from the insured."
- 5) KENTUCKY WORKMEN'S COMPENSATION INSURANCE. The contractor shall furnish evidence of coverage of all his employees or give evidence of self-insurance by submitting a copy of a certificate issued by the Workmen's Compensation Board.

The cost of insurance is incidental to all contract items. All subcontractors must meet the same minimum insurance requirements.

**PART V**

**BID ITEMS**

Report Date 11/20/14

Section: 0001 - PAVING

LINE	BID CODE	ALT	DESCRIPTION	QUANTITY	UNIT	UNIT PRIC	FP	AMOUNT
0010	00003		CRUSHED STONE BASE	1,752.00	TON		\$	
0020	00020		TRAFFIC BOUND BASE	1,343.00	TON		\$	
0030	00100		ASPHALT SEAL AGGREGATE	7.00	TON		\$	
0040	00103		ASPHALT SEAL COAT	1.00	TON		\$	
0050	00212		CL2 ASPH BASE 1.00D PG64-22	1,774.00	TON		\$	
0060	00301		CL2 ASPH SURF 0.38D PG64-22	387.00	TON		\$	

Section: 0002 - ROADWAY

LINE	BID CODE	ALT	DESCRIPTION	QUANTITY	UNIT	UNIT PRIC	FP	AMOUNT
0160	00078		CRUSHED AGGREGATE SIZE NO 2	8.00	TON		\$	
0170	01000		PERFORATED PIPE-4 IN	490.00	LF		\$	
0180	01002		PERFORATED PIPE-8 IN	200.00	LF		\$	
0190	01010		NON-PERFORATED PIPE-4 IN	60.00	LF		\$	
0200	01020		PERF PIPE HEADWALL TY 1-4 IN	4.00	EACH		\$	
0210	01028		PERF PIPE HEADWALL TY 3-4 IN	1.00	EACH		\$	
0220	01032		PERF PIPE HEADWALL TY 4-4 IN	1.00	EACH		\$	
0230	01034		PERF PIPE HEADWALL TY 4-8 IN	2.00	EACH		\$	
0240	01711		FILL AND CAP WELL	1.00	EACH		\$	
0250	01786		FILL AND CAP MANHOLE	1.00	EACH		\$	
0260	01891		ISLAND HEADER CURB TYPE 2	50.00	LF		\$	
0270	01987		DELINEATOR FOR GUARDRAIL BI DIRECTIONAL WHITE	36.00	EACH		\$	
0280	01990		DELINEATOR FOR BARRIER WALL-B/W	30.00	EACH		\$	
0290	02014		BARRICADE-TYPE III	4.00	EACH		\$	
0300	02159		TEMP DITCH	9,678.00	LF		\$	
0310	02200		ROADWAY EXCAVATION	4,621,080.00	CUYD		\$	
0320	02242		WATER	3,000.00	MGAL		\$	
0330	02262		FENCE-WOVEN WIRE TYPE 1	20,010.00	LF		\$	
0340	02351		GUARDRAIL-STEEL W BEAM-S FACE	2,600.00	LF		\$	
0350	02360		GUARDRAIL TERMINAL SECTION NO 1	12.00	EACH		\$	
0360	02363		GUARDRAIL CONNECTOR TO BRIDGE END TY A	4.00	EACH		\$	
0370	02371		GUARDRAIL END TREATMENT TYPE 7	2.00	EACH		\$	
0380	02429		RIGHT-OF-WAY MONUMENT TYPE 1	52.00	EACH		\$	
0390	02431		WITNESS R/W MONUMENT TYPE 2	6.00	EACH		\$	
0400	02432		WITNESS POST	58.00	EACH		\$	
0410	02483		CHANNEL LINING CLASS II	208.00	TON		\$	
0420	02488		CHANNEL LINING CLASS IV	1,048.00	CUYD		\$	
0430	02542		CEMENT	100.00	TON		\$	
0440	02545		CLEARING AND GRUBBING 160 ACRES	1.00	LS		\$	
0450	02562		TEMPORARY SIGNS	144.00	SQFT		\$	
0460	02598		FABRIC-GEOTEXTILE TYPE III	38,016.00	SQYD		\$	
0470	02600		FABRIC GEOTEXTILE TY IV FOR PIPE	1,374.00	SQYD	\$2.00	\$	\$2,748.00
0480	02650		MAINTAIN & CONTROL TRAFFIC	1.00	LS		\$	
0490	02690		SAFELoading	56.00	CUYD		\$	



Report Date 11/20/14

LINE	BID CODE	ALT	DESCRIPTION	QUANTITY	UNIT	UNIT PRIC	FP	AMOUNT
0500	02692		SETTLEMENT PLATFORM	6.00	EACH		\$	
0510	02701		TEMP SILT FENCE	9,678.00	LF		\$	
0520	02703		SILT TRAP TYPE A	107.00	EACH		\$	
0530	02704		SILT TRAP TYPE B	50.00	EACH		\$	
0540	02706		CLEAN SILT TRAP TYPE A	321.00	EACH		\$	
0550	02707		CLEAN SILT TRAP TYPE B	150.00	EACH		\$	
0560	02709		CLEAN TEMP SILT FENCE	29,034.00	LF		\$	
0570	02711		SEDIMENTATION BASIN	2,625.00	CUYD		\$	
0580	02712		CLEAN SEDIMENTATION BASIN	7,875.00	CUYD		\$	
0590	02726		STAKING	1.00	LS		\$	
0600	03340		STEEL PIPE-2 1/2 IN	210.00	LF		\$	
0610	03343		STEEL PIPE-4 IN	210.00	LF		\$	
0620	05950		EROSION CONTROL BLANKET	11,238.00	SQYD		\$	
0630	05952		TEMP MULCH	516,115.00	SQYD		\$	
0640	05953		TEMP SEEDING AND PROTECTION	516,115.00	SQYD		\$	
0650	05963		INITIAL FERTILIZER	27.00	TON		\$	
0660	05964		20-10-10 FERTILIZER	16.00	TON		\$	
0670	05985		SEEDING AND PROTECTION	806,515.00	SQYD		\$	
0680	05992		AGRICULTURAL LIMESTONE	320.00	TON		\$	
0690	06514		PAVE STRIPING-PERM PAINT-4 IN	1,160.00	LF		\$	
0700	06567		PAVE MARKING-THERMO STOP BAR-12IN	12.00	LF		\$	
0710	08100		CONCRETE-CLASS A	2.00	CUYD		\$	
0720	08150		STEEL REINFORCEMENT	150.00	LB		\$	
0730	10020NS		FUEL ADJUSTMENT	706,418.00	DOLL	\$1.00	\$	\$706,418.00
0740	20000ES724		TREE BARE ROOT SEEDLINGS	600.00	EACH		\$	
0750	20209EP69		GRANULAR PILE CORE	4,619.00	CUYD		\$	
0760	20667ED		PNEUMATIC BACKSTOWING	4,500.00	TON		\$	
0770	23131ER701		PIPELINE VIDEO INSPECTION	407.00	LF		\$	
0780	23649EC		DRAIN POND	1.00	LS		\$	

Section: 0003 - DRAINAGE

LINE	BID CODE	ALT	DESCRIPTION	QUANTITY	UNIT	UNIT PRIC	FP	AMOUNT
0790	00440		ENTRANCE PIPE-15 IN	44.00	LF		\$	
0800	00462		CULVERT PIPE-18 IN	165.00	LF		\$	
0810	00464		CULVERT PIPE-24 IN	242.00	LF		\$	
0820	01204		PIPE CULVERT HEADWALL-18 IN	2.00	EACH		\$	
0830	01208		PIPE CULVERT HEADWALL-24 IN	4.00	EACH		\$	
0840	01433		SLOPED BOX OUTLET TYPE 1-18 IN	1.00	EACH		\$	
0850	01496		DROP BOX INLET TYPE 3	1.00	EACH		\$	

Section: 0004 - BRIDGE-25289

LINE	BID CODE	ALT	DESCRIPTION	QUANTITY	UNIT	UNIT PRIC	FP	AMOUNT
0860	02231		STRUCTURE GRANULAR BACKFILL	120.00	CUYD		\$	
0870	02998		MASONRY COATING	190.00	SQYD		\$	
0880	03299		ARMORED EDGE FOR CONCRETE	96.00	LF		\$	

LINE	BID CODE	ALT	DESCRIPTION	QUANTITY	UNIT	UNIT PRIC	FP	AMOUNT
0890	08002		STRUCTURE EXCAV-SOLID ROCK	145.00	CUYD		\$	
0900	08004		STONE MASONRY VENEER	440.00	SQFT		\$	
0910	08019		CYCLOPEAN STONE RIP RAP	359.00	TON		\$	
0920	08033		TEST PILES	56.00	LF		\$	
0930	08046		PILES-STEEL HP12X53	307.00	LF		\$	
0940	08094		PILE POINTS-12 IN	7.00	EACH		\$	
0950	08100		CONCRETE-CLASS A	350.60	CUYD		\$	
0960	08104		CONCRETE-CLASS AA	450.10	CUYD		\$	
0970	08150		STEEL REINFORCEMENT	68,820.00	LB		\$	
0980	08151		STEEL REINFORCEMENT-EPOXY COATED	103,184.00	LB		\$	
0990	08160		STRUCTURAL STEEL 1904 LBS	1.00	LS		\$	
1000	08634		PRECAST PC I BEAM TYPE 4	1,350.00	LF		\$	

Section: 0005 - BRIDGE-25290

LINE	BID CODE	ALT	DESCRIPTION	QUANTITY	UNIT	UNIT PRIC	FP	AMOUNT
1010	02231		STRUCTURE GRANULAR BACKFILL	160.00	CUYD		\$	
1020	02599		FABRIC-GEOTEXTILE TYPE IV	220.00	SQYD		\$	
1030	02998		MASONRY COATING	173.00	SQYD		\$	
1040	03299		ARMORED EDGE FOR CONCRETE	80.00	LF		\$	
1050	08002		STRUCTURE EXCAV-SOLID ROCK	72.00	CUYD		\$	
1060	08003		FOUNDATION PREPARATION	1.00	LS		\$	
1070	08004		STONE MASONRY VENEER	277.00	SQFT		\$	
1080	08019		CYCLOPEAN STONE RIP RAP	217.00	TON		\$	
1090	08033		TEST PILES	62.00	LF		\$	
1100	08046		PILES-STEEL HP12X53	434.00	LF		\$	
1110	08094		PILE POINTS-12 IN	16.00	EACH		\$	
1120	08100		CONCRETE-CLASS A	220.90	CUYD		\$	
1130	08104		CONCRETE-CLASS AA	297.30	CUYD		\$	
1140	08150		STEEL REINFORCEMENT	40,321.00	LB		\$	
1150	08151		STEEL REINFORCEMENT-EPOXY COATED	99,733.00	LB		\$	
1160	08160		STRUCTURAL STEEL 375 LBS	1.00	LS		\$	
1170	08633		PRECAST PC I BEAM TYPE 3	707.00	LF		\$	

Section: 0006 - BRIDGE-25291

LINE	BID CODE	ALT	DESCRIPTION	QUANTITY	UNIT	UNIT PRIC	FP	AMOUNT
1180	02231		STRUCTURE GRANULAR BACKFILL	57.00	CUYD		\$	
1190	02998		MASONRY COATING	200.00	SQYD		\$	
1200	03299		ARMORED EDGE FOR CONCRETE	88.34	LF		\$	
1210	08002		STRUCTURE EXCAV-SOLID ROCK	408.00	CUYD		\$	
1220	08004		STONE MASONRY VENEER	320.00	SQFT		\$	
1230	08019		CYCLOPEAN STONE RIP RAP	349.00	TON		\$	
1240	08033		TEST PILES	32.00	LF		\$	
1250	08046		PILES-STEEL HP12X53	196.00	LF		\$	
1260	08094		PILE POINTS-12 IN	8.00	EACH		\$	

Report Date 11/20/14

LINE	BID CODE	ALT	DESCRIPTION	QUANTITY	UNIT	UNIT PRIC	FP	AMOUNT
1270	08100		CONCRETE-CLASS A	268.00	CUYD		\$	
1280	08104		CONCRETE-CLASS AA	341.80	CUYD		\$	
1290	08150		STEEL REINFORCEMENT	41,576.00	LB		\$	
1300	08151		STEEL REINFORCEMENT-EPOXY COATED	40,870.00	LB		\$	
1310	08160		STRUCTURAL STEEL 480 LBS	1.00	LS		\$	
1320	08633		PRECAST PC I BEAM TYPE 3	732.00	LF		\$	

Section: 0007 - BRIDGE-25292

LINE	BID CODE	ALT	DESCRIPTION	QUANTITY	UNIT	UNIT PRIC	FP	AMOUNT
1330	02231		STRUCTURE GRANULAR BACKFILL	115.00	CUYD		\$	
1340	02998		MASONRY COATING	185.60	SQYD		\$	
1350	03299		ARMORED EDGE FOR CONCRETE	96.00	LF		\$	
1360	08002		STRUCTURE EXCAV-SOLID ROCK	128.00	CUYD		\$	
1370	08004		STONE MASONRY VENEER	443.00	SQFT		\$	
1380	08019		CYCLOPEAN STONE RIP RAP	463.00	TON		\$	
1390	08033		TEST PILES	109.50	LF		\$	
1400	08046		PILES-STEEL HP12X53	639.00	LF		\$	
1410	08094		PILE POINTS-12 IN	14.00	EACH		\$	
1420	08100		CONCRETE-CLASS A	378.90	CUYD		\$	
1430	08104		CONCRETE-CLASS AA	446.10	CUYD		\$	
1440	08150		STEEL REINFORCEMENT	71,779.00	LB		\$	
1450	08151		STEEL REINFORCEMENT-EPOXY COATED	103,974.00	LB		\$	
1460	08160		STRUCTURAL STEEL 1904 LBS	1.00	LS		\$	
1470	08634		PRECAST PC I BEAM TYPE 4	1,350.00	LF		\$	

Section: 0008 - BRIDGE-25294

LINE	BID CODE	ALT	DESCRIPTION	QUANTITY	UNIT	UNIT PRIC	FP	AMOUNT
1480	02231		STRUCTURE GRANULAR BACKFILL	325.00	CUYD		\$	
1490	02599		FABRIC-GEOTEXTILE TYPE IV	315.00	SQYD		\$	
1500	02998		MASONRY COATING	267.00	SQYD		\$	
1510	03299		ARMORED EDGE FOR CONCRETE	109.00	LF		\$	
1520	08003		FOUNDATION PREPARATION	1.00	LS		\$	
1530	08004		STONE MASONRY VENEER	438.00	SQFT		\$	
1540	08019		CYCLOPEAN STONE RIP RAP	835.00	TON		\$	
1550	08033		TEST PILES	99.00	LF		\$	
1560	08046		PILES-STEEL HP12X53	942.00	LF		\$	
1570	08094		PILE POINTS-12 IN	21.00	EACH		\$	
1580	08100		CONCRETE-CLASS A	230.70	CUYD		\$	
1590	08104		CONCRETE-CLASS AA	577.10	CUYD		\$	
1600	08150		STEEL REINFORCEMENT	40,222.00	LB		\$	
1610	08151		STEEL REINFORCEMENT-EPOXY COATED	178,099.00	LB		\$	
1620	08160		STRUCTURAL STEEL 952 LBS	1.00	LS		\$	
1630	08636		PRECAST PC I BEAM TYPE 5	1,403.00	LF		\$	

141078

PROPOSAL BID ITEMS

Page 5 of 5

Report Date 11/20/14

LINE	BID CODE	ALT	DESCRIPTION	QUANTITY	UNIT	UNIT PRIC	FP	AMOUNT
1640	20637ED		DRILLED SHAFT-ROCK 48 IN	48.00	LF		\$	
1650	21777EN		DRILLED SHAFT COMMON-54 IN	154.00	LF		\$	

Section: 0009 - BRIDGE-25358

LINE	BID CODE	ALT	DESCRIPTION	QUANTITY	UNIT	UNIT PRIC	FP	AMOUNT
1660	08003		FOUNDATION PREPARATION	1.00	LS		\$	
1670	08104		CONCRETE-CLASS AA	955.90	CUYD		\$	
1680	08150		STEEL REINFORCEMENT	137,880.00	LB		\$	

Section: 0010 - BRIDGE-25359

LINE	BID CODE	ALT	DESCRIPTION	QUANTITY	UNIT	UNIT PRIC	FP	AMOUNT
0070	08003		FOUNDATION PREPARATION	1.00	LS		\$	
0080	08104		CONCRETE-CLASS AA	215.00	CUYD		\$	
0090	08150		STEEL REINFORCEMENT	25,441.00	LB		\$	

Section: 0011 - TRAINEES

LINE	BID CODE	ALT	DESCRIPTION	QUANTITY	UNIT	UNIT PRIC	FP	AMOUNT
0100	02742		TRAINEE PAYMENT REIMBURSEMENT GROUP 2, 3, OR 4 OPERATOR	1,400.00	HOURL		\$	
0110	02742		TRAINEE PAYMENT REIMBURSEMENT GROUP 2, 3 OR 4 OPERATOR	1,400.00	HOURL		\$	
0120	02742		TRAINEE PAYMENT REIMBURSEMENT GROUP 2, 3 OR 4 OPERATOR	1,400.00	HOURL		\$	
0130	02742		TRAINEE PAYMENT REIMBURSEMENT CARPENTER	1,400.00	HOURL		\$	

Section: 0012 - DEMOBILIZATION &/OR MOBILIZATION

LINE	BID CODE	ALT	DESCRIPTION	QUANTITY	UNIT	UNIT PRIC	FP	AMOUNT
0140	02568		MOBILIZATION	1.00	LS		\$	
0150	02569		DEMOBILIZATION	1.00	LS		\$	