



**CALL NO. 100**

**CONTRACT ID. 121364**

**LETCHER COUNTY**

**FED/STATE PROJECT NUMBER APD 1191 (038)**

**DESCRIPTION HARLAN-WHITESBURG ROAD (US 119)**

**WORK TYPE GRADE & DRAIN WITH INCIDENTAL SURF**

**PRIMARY COMPLETION DATE 12/31/2015**

**LETTING DATE: December 14,2012**

Sealed Bids will be received electronically through the Bid Express bidding service until 10:00 A.M. EASTERN STANDARD TIME December 14,2012. Bids will be publicly announced at 10:00 A.M. EASTERN STANDARD TIME.

**PLANS AVAILABLE FOR THIS PROJECT.**

**DBE CERTIFICATION REQUIRED - 4%**

**REQUIRED BID PROPOSAL GUARANTY:** Not less than 5% of the total bid.

**TABLE OF CONTENTS**

<b>PART I</b>	<b>SCOPE OF WORK</b> <ul style="list-style-type: none"><li>• PROJECT(S), COMPLETION DATE(S), &amp; LIQUIDATED DAMAGES</li><li>• CONTRACT NOTES</li><li>• FEDERAL CONTRACT NOTES</li><li>• FUEL AND ASPHALT PAY ADJUSTMENT</li><li>• COMPACTION OPTION A</li><li>• SPECIAL NOTE(S) APPLICABLE TO PROJECT</li><li>• WASTE AND BORROW SITES</li><li>• RAILROAD NOTES</li><li>• UTILITY CLEARANCE</li><li>• KPDES STORM WATER PERMIT, BMP AND NOI</li><li>• COMMUNICATING ALL PROMISES</li><li>• PERMIT(S)</li></ul>
<b>PART II</b>	<b>SPECIFICATIONS AND STANDARD DRAWINGS</b> <ul style="list-style-type: none"><li>• SPECIFICATIONS REFERENCE</li><li>• SUPPLEMENTAL SPECIFICATION</li><li>• ROCK BLASTING</li><li>• BORING JACKING STEEL PIPE WITHOUT CARRIER PIPE</li><li>• EMBANKMENT AT BRIDGE END BENT STRUCTURES</li></ul>
<b>PART III</b>	<b>EMPLOYMENT, WAGE AND RECORD REQUIREMENTS</b> <ul style="list-style-type: none"><li>• FEDERAL-AID CONSTRUCTION CONTRACTS - FHWA 1273</li><li>• NONDISCRIMINATION OF EMPLOYEES</li><li>• EXECUTIVE BRANCH CODE OF ETHICS</li><li>• PROJECT WAGE RATES LOCALITY 2 / FEDERAL (OVER )</li><li>• NOTICE OF REQUIREMENT FOR AFFIRMATIVE ACTION TO ENSURE EEO LETCHER</li></ul>
<b>PART IV</b>	<b>INSURANCE</b>
<b>PART V</b>	<b>BID ITEMS</b>

**PART I**

**SCOPE OF WORK**

ADMINISTRATIVE DISTRICT - 12

CONTRACT ID - 121364  
APD 1191 (038)  
COUNTY - LETCHER  
PCN - DE06701191264  
APD 1191 (038)

HARLAN-WHITESBURG ROAD (US 119) PINE MOUNTAIN-PARTRIDGE TO OVEN FORK (SECTION 2) US 119  
RELOCATION FROM 1000 FEET WEST OF KY 3404 TO 1.0 MILE SOUTHWEST OF MAGGARD BRANCH ROAD, A  
DISTANCE OF 01.30 MILES.GRADE & DRAIN WITH INCIDENTAL SURF SYP NO. 12-00311.35.  
GEOGRAPHIC COORDINATES LATITUDE 37:00:00.00 LONGITUDE 82:53:00.00

COMPLETION DATE(S):  
COMPLETED BY 12/31/2015      APPLIES TO ENTIRE CONTRACT

---



## **CONTRACT NOTES**

### **PROPOSAL ADDENDA**

All addenda to this proposal must be applied when calculating bid and certified in the bid packet submitted to the Kentucky Department of Highways. Failure to use the correct and most recent addenda may result in the bid being rejected.

### **BID SUBMITTAL**

Bidder must use the Department's Expedite Bidding Program available on the Internet web site of the Department of Highways, Division of Construction Procurement. ([www.transportation.ky.gov/contract](http://www.transportation.ky.gov/contract))

The Bidder must download the bid file located on the Bid Express website ([www.bidx.com](http://www.bidx.com)) to prepare a bid packet for submission to the Department. The bidder must submit electronically using Bid Express.

### **JOINT VENTURE BIDDING**

Joint venture bidding is permissible. All companies in the joint venture must be prequalified in one of the work types in the Qualifications for Bidders for the project. The bidders must get a vendor ID for the joint venture from the Division of Construction Procurement and register the joint venture as a bidder on the project. Also, the joint venture must obtain a digital ID from Bid Express to submit a bid. A joint bid bond of 5% may be submitted for both companies or each company may submit a separate bond of 5%.

### **UNDERGROUND FACILITY DAMAGE PROTECTION**

The contractor is advised that the Underground Facility Damage Protection Act of 1994, became law January 1, 1995. It is the contractor's responsibility to determine the impact of the act regarding this project, and take all steps necessary to be in compliance with the provision of the act.

### **SPECIAL NOTE FOR PIPE INSPECTION**

Contrary to Section 701.03.08 of the 2012 Standard Specifications for Road and Bridge Construction and Kentucky Method 64-114, certification by the Kentucky Transportation Center for prequalified Contractors to perform laser/video inspection is not required on this contract. It will continue to be a requirement for the Contractor performing any laser/video pipe inspection to be prequalified for this specialized item with the Kentucky Transportation Cabinet-Division of Construction Procurement.

### **REGISTRATION WITH THE SECRETARY OF STATE BY A FOREIGN ENTITY**

Pursuant to KRS 176.085(1)(b), an agency, department, office, or political subdivision of the Commonwealth of Kentucky shall not award a state contract to a person that is a foreign entity required by [KRS 14A.9-010](#) to obtain a certificate of authority to transact business in the Commonwealth (“certificate”) from the Secretary of State under [KRS 14A.9-030](#) unless the person produces the certificate within fourteen (14) days of the bid or proposal opening. If the foreign entity is not required to obtain a certificate as provided in [KRS 14A.9-010](#), the foreign entity should identify the applicable exception. Foreign entity is defined within [KRS 14A.1-070](#).

**For all foreign entities required to obtain a certificate of authority to transact business in the Commonwealth, if a copy of the certificate is not received by the contracting agency within the time frame identified above, the foreign entity’s solicitation response shall be deemed non-responsive or the awarded contract shall be cancelled.**

Businesses can register with the Secretary of State at <https://secure.kentucky.gov/sos/ftbr/welcome.aspx>.

### **SPECIAL NOTE FOR PROJECT QUESTIONS DURING ADVERTISEMENT**

Questions about projects during the advertisement should be submitted in writing to the Division of Construction Procurement. This may be done by fax (502) 564-7299 or email to [kytc.projectquestions@ky.gov](mailto:kytc.projectquestions@ky.gov). The Department will attempt to answer all submitted questions. The Department reserves the right not to answer if the question is not pertinent or does not aid in clarifying the project intent.

The deadline for posting answers will be 3:00 pm Eastern Daylight Time, the day preceding the Letting. Questions may be submitted until this deadline with the understanding that the later a question is submitted, the less likely an answer will be able to be provided.

The questions and answers will be posted for each Letting under the heading “Questions & Answers” on the Construction Procurement website ([www.transportation.ky.gov/contract](http://www.transportation.ky.gov/contract)). The answers provided shall be considered part of this Special Note and, in case of a discrepancy, will govern over all other bidding documents.

### **HARDWOOD REMOVAL RESTRICTIONS**

The Kentucky Division of Forestry has imposed a quarantine in Anderson, Boone, Bourbon, Boyd, Boyle, Bracken, Campbell, Carroll, Fayette, Franklin, Gallatin, Garrard,

Grant, Greenup, Hardin, Harrison, Henry, Jefferson, Jessamine, Kenton, Oldham, Owen, Pendleton, Scott, Shelby, Trimble, and Woodford Counties to prevent the spread of an invasive insect, the emerald ash borer. Hardwood cut in conjunction with the project may not be removed from the county of its origin. Chipping or burning on site is the preferred method of disposal.

### **INSTRUCTIONS FOR EXCESS MATERIAL SITES AND BORROW SITES**

Identification of excess material sites and borrow sites shall be the responsibility of the Contractor. The Contractor shall be responsible for compliance with all applicable state and federal laws and may wish to consult with the US Fish and Wildlife Service to seek protection under Section 10 of the Endangered Species Act for these activities.

### **ACCESS TO RECORDS**

The contractor, as defined in KRS 45A.030 (9) agrees that the contracting agency, the Finance and Administration Cabinet, the Auditor of Public Accounts, and the Legislative Research Commission, or their duly authorized representatives, shall have access to any books, documents, papers, records, or other evidence, which are directly pertinent to this contract for the purpose of financial audit or program review. Records and other prequalification information confidentially disclosed as part of the bid process shall not be deemed as directly pertinent to the contract and shall be exempt from disclosure as provided in KRS 61.878(1)(c). The contractor also recognizes that any books, documents, papers, records, or other evidence, received during a financial audit or program review shall be subject to the Kentucky Open Records Act, KRS 61.870 to 61.884.

In the event of a dispute between the contractor and the contracting agency, Attorney General, or the Auditor of Public Accounts over documents that are eligible for production and review, the Finance and Administration Cabinet shall review the dispute and issue a determination, in accordance with Secretary's Order 11-004. (See attachment)

09/26/2012

### **FEDERAL CONTRACT NOTES**

The Kentucky Department of Highways, in accordance with the Regulations of the United States Department of Transportation 23 CFR 635.112 (h), hereby notifies all bidders that failure by a bidder to comply with all applicable sections of the current Kentucky Standard Specifications, including, but not limited to the following, may result in a bid not being considered responsive and thus not eligible to be considered for award:

102.02 Current Capacity Rating 102.10 Delivery of Proposals  
102.08 Irregular Proposals 102.14 Disqualification of Bidders  
102.09 Proposal Guaranty

### **CIVIL RIGHTS ACT OF 1964**

The Kentucky Department of Highways, in accordance with the provisions of Title VI of the Civil Rights Act of 1964 (78 Stat. 252) and the Regulations of the Federal Department of Transportation (49 C.F.R., Part 21), issued pursuant to such Act, hereby notifies all bidders that it will affirmatively insure that the contract entered into pursuant to this advertisement will be awarded to the lowest responsible bidder without discrimination on the ground of race, color, or national origin.

### **NOTICE TO ALL BIDDERS**

To report bid rigging activities call: 1-800-424-9071.

The U.S. Department of Transportation (DOT) operates the above toll-free “hotline” Monday through Friday, 8:00 a.m. to 5:00 p.m. eastern time. Anyone with knowledge of possible bid rigging, bidder collusion, or other fraudulent activities should use the “hotline” to report such activities.

The “hotline” is part of the DOT’s continuing effort to identify and investigate highway construction contract fraud and abuse and is operated under the direction of the DOT Inspector General. All information will be treated confidentially and caller anonymity will be respected.

### **SECOND TIER SUBCONTRACTS**

Second Tier subcontracts on federally assisted projects shall be permitted. However, in the case of DBE’s, second tier subcontracts will only be permitted where the other subcontractor is also a DBE. All second tier subcontracts shall have the consent of both the Contractor and the Engineer.

### **DISADVANTAGED BUSINESS ENTERPRISE PROGRAM**

It is the policy of the Kentucky Transportation Cabinet (“the Cabinet”) that Disadvantaged Business Enterprises (“DBE”) shall have the opportunity to participate in the performance of highway construction projects financed in whole or in part by Federal Funds in order to create a level playing field for all businesses who wish to contract with the Cabinet. To that end, the Cabinet will comply with the regulations found in 49 CFR Part 26, and the definitions and requirements contained therein shall be adopted as if set out verbatim herein.

The Cabinet, contractors, subcontractors, and sub-recipients shall not discriminate on the basis of race, color, national origin, or sex in the performance of work performed pursuant to Cabinet contracts. The contractor shall carry out applicable requirements of 49 CFR 26 in the award and administration of federally assisted highway construction projects. The contractor will include this provision in all its subcontracts and supply agreements pertaining to contracts with the Cabinet.

Failure by the contractor to carry out these requirements is a material breach of its contract with the Cabinet, which may result in the termination of the contract or such other remedy as the Cabinet deems necessary.

### **DBE GOAL**

The Disadvantaged Business Enterprise (DBE) goal established for this contract, as listed on the front page of the proposal, is the percentage of the total value of the contract.

The contractor shall exercise all necessary and reasonable steps to ensure that Disadvantaged Business Enterprises participate in a least the percent of the contract as set forth above as goals for this contract.

### **OBLIGATION OF CONTRACTORS**

Each contractor prequalified to perform work on Cabinet projects shall designate and make known to the Cabinet a liaison officer who is assigned the responsibility of effectively administering and promoting an active program for utilization of DBEs.

If a formal goal has not been designated for the contract, all contractors are encouraged to consider DBEs for subcontract work as well as for the supply of material and services needed to perform this work.

Contractors are encouraged to use the services of banks owned and controlled by minorities and women.

### **CERTIFICATION OF CONTRACT GOAL**

Contractors shall include the following certification in bids for projects for which a DBE goal has been established. BIDS SUBMITTED WHICH DO NOT INCLUDE CERTIFICATION OF DBE PARTICIPATION WILL NOT BE ACCEPTED. These bids will not be considered for award by the Cabinet and they will be returned to the bidder.

“The bidder certifies that it has secured participation by Disadvantaged Business Enterprises (“DBE”) in the amount of \_\_\_\_ percent of the total value of this contract and that the DBE participation is in compliance with the requirements of 49 CFR 26 and the policies of the Kentucky Transportation Cabinet pertaining to the DBE Program.”

**The certification statement is located in the electronic bid file. All contractors must certify their DBE participation on that page. DBEs utilized in achieving the DBE goal must be certified and prequalified for the work items at the time the bid is submitted.**

### **DBE PARTICIPATION PLAN**

Lowest responsive bidders must submit the *DBE Plan/ Subcontractor Request*, form TC 63-35 DBE, within 10 days of the letting. This is necessary before the Awards Committee will review and make a recommendation. **The project will not be considered for award prior to submission and approval of the apparent low bidder’s DBE Plan/Subcontractor Request.**

The DBE Participation Plan shall include the following:

- 1 Name and address of DBE Subcontractor(s) and/or supplier(s) intended to be used in the proposed project;
- 2 Description of the work each is to perform including the work item , unit, quantity, unit price and total amount of the work to be performed by the individual DBE. The Project Code Number (PCN), Category Number, and the Project Line Number can be found in the “material listing” on the Construction Procurement website under the specific letting;
- 3 The dollar value of each proposed DBE subcontract and the percentage of total project contract value this represents. DBE participation may be counted as follows; a) If DBE suppliers and manufactures assume actual and contractual responsibility, the dollar value of materials to be furnished will be counted toward the goal as follows:
  - The entire expenditure paid to a DBE manufacturer;
  - 60 percent of expenditures to DBE suppliers that are not manufacturers provided the supplier is a regular dealer in the product involved. A regular dealer must be engaged in, as its principal business and in its own name, the sale of products to

- the public, maintain an inventory and own and operate distribution equipment;  
and
- The amount of fees or commissions charged by the DBE firms for a bona fide service, such as professional, technical, consultant, or managerial services and assistance in the procurement of essential personnel, facilities, equipment, materials, supplies, delivery of materials and supplies or for furnishing bonds, or insurance, providing such fees or commissions are determined to be reasonable and customary.
- b) The dollar value of services provided by DBEs such as quality control testing, equipment repair and maintenance, engineering, staking, etc.;
- c) The dollar value of joint ventures. DBE credit for joint ventures will be limited to the dollar amount of the work actually performed by the DBE in the joint venture;
- 4 Written and signed documentation of the bidder's commitment to use a DBE contractor whose participation is being utilized to meet the DBE goal; and
- 5 Written and signed confirmation from the DBE that it is participating in the contract as provided in the prime contractor's commitment.

#### **UPON AWARD AND BEFORE A WORK ORDER WILL BE ISSUED**

Contractors must submit the signed subcontract between the contractor and the DBE contractor, the DBE's certificate of insurance, and an affidavit for bidders, offerors, and contractors from the DBE to the Division of Construction Procurement. The affidavit can be found on the Construction Procurement website. If the DBE is a supplier of materials for the project, a signed purchase order and an affidavit for bidders, offerors, and contractors must be submitted to the Division of Construction Procurement.

Changes to DBE Participation Plans must be approved by the Cabinet. The Cabinet may consider extenuating circumstances including, but not limited to, changes in the nature or scope of the project, the inability or unwillingness of a DBE to perform the work in accordance with the bid, and/or other circumstances beyond the control of the prime contractor.

#### **CONSIDERATION OF GOOD FAITH EFFORTS REQUESTS**

If the DBE participation submitted in the bid by the apparent lowest responsive bidder does not meet or exceed the DBE contract goal, the apparent lowest responsive bidder must submit a Good Faith Effort Package to satisfy the Cabinet that sufficient good faith efforts were made to meet the contract goals prior to submission of the bid. Efforts to increase the goal after bid submission will not be considered in justifying the good faith effort, unless the contractor can show that the proposed DBE was solicited prior to the letting date. DBEs utilized in achieving the DBE goal must be certified and prequalified for the work items at the time the bid is submitted. One complete set and nine (9) copies of this information must be received in the

office of the Division of Contract Procurement no later than 12:00 noon of the tenth calendar day after receipt of notification that they are the apparent low bidder.

Where the information submitted includes repetitious solicitation letters it will be acceptable to submit a sample representative letter along with a distribution list of the firms solicited. Documentation of DBE quotations shall be a part of the good faith effort submittal as necessary to demonstrate compliance with the factors listed below which the Cabinet considers in judging good faith efforts. This documentation may include written subcontractors' quotations, telephone log notations of verbal quotations, or other types of quotation documentation.

The Good Faith Effort Package shall include, but may not be limited to information showing evidence of the following:

- 1 Whether the bidder attended any pre-bid meetings that were scheduled by the Cabinet to inform DBEs of subcontracting opportunities;
- 2 Whether the bidder provided solicitations through all reasonable and available means;
- 3 Whether the bidder provided written notice to all DBEs listed in the DBE directory at the time of the letting who are prequalified in the areas of work that the bidder will be subcontracting;
- 4 Whether the bidder followed up initial solicitations of interest by contacting DBEs to determine with certainty whether they were interested. If a reasonable amount of DBEs within the targeted districts do not provide an intent to quote or no DBEs are prequalified in the subcontracted areas, the bidder must notify the DBE Liaison in the Office of Minority Affairs to give notification of the bidder's inability to get DBE quotes;
- 5 Whether the bidder selected portions of the work to be performed by DBEs in order to increase the likelihood of meeting the contract goals. This includes, where appropriate, breaking out contract work items into economically feasible units to facilitate DBE participation, even when the prime contractor might otherwise perform these work items with its own forces;
- 6 Whether the bidder provided interested DBEs with adequate and timely information about the plans, specifications, and requirements of the contract;
- 7 Whether the bidder negotiated in good faith with interested DBEs not rejecting them as unqualified without sound reasons based on a thorough investigation of their capabilities. Any rejection should be so noted in writing with a description as to why an agreement could not be reached;
- 8 Whether quotations were received from interested DBE firms but were rejected as unacceptable without sound reasons why the quotations were considered unacceptable. The fact that the DBE firm's quotation for the work is not the lowest quotation received will not in itself be considered as a sound reason for rejecting the quotation as unacceptable. The fact that the bidder has the ability and/or desire to perform the contract work with its own forces will not be considered a sound reason for rejecting a DBE quote. Nothing in this provision shall be construed to require the bidder to accept unreasonable quotes in order to satisfy DBE goals;
- 9 Whether the bidder specifically negotiated with subcontractors to assume part of the responsibility to meet the contract DBE goal when the work to be subcontracted includes potential DBE participation;
- 10 Whether the bidder made any efforts and/or offered assistance to interested DBEs in obtaining the necessary equipment, supplies, materials, insurance and/or bonding to satisfy the



work requirements of the bid proposal; and

11 Any other evidence that the bidder submits which may show that the bidder has made reasonable good faith efforts to include DBE participation.

### **FAILURE TO MEET GOOD FAITH REQUIREMENT**

Where the apparent lowest responsive bidder fails to submit sufficient participation by DBE firms to meet the contract goal and upon a determination by the Good Faith Committee based upon the information submitted that the apparent lowest responsive bidder failed to make sufficient reasonable efforts to meet the contract goal, the bidder will be offered the opportunity to meet in person for administrative reconsideration. The bidder will be notified of the Committee's decision within 24 hours of its decision. The bidder will have 24 hours to request reconsideration of the Committee's decision. The reconsideration meeting will be held within two days of the receipt of a request by the bidder for reconsideration.

The request for reconsideration will be heard by the Office of the Secretary. The bidder will have the opportunity to present written documentation or argument concerning the issue of whether it met the goal or made an adequate good faith effort. The bidder will receive a written decision on the reconsideration explaining the basis for the finding that the bidder did or did not meet the goal or made adequate Good Faith efforts to do so.

The result of the reconsideration process is not administratively appealable to the Cabinet or to the United States Department of Transportation.

The Cabinet reserves the right to award the contract to the next lowest responsive bidder or to rebid the contract in the event that the contract is not awarded to the low bidder as the result of a failure to meet the good faith requirement.

### **SANCTIONS FOR FAILURE TO MEET DBE REQUIREMENTS OF THE PROJECT**

Failure by the prime contractor to fulfill the DBE requirements of a project under contract or to demonstrate good faith efforts to meet the goal constitutes a breach of contract. When this occurs, the Cabinet will hold the prime contractor accountable, as would be the case with all other contract provisions. Therefore, the contractor's failure to carry out the DBE contract requirements shall constitute a breach of contract and as such the Cabinet reserves the right to exercise all administrative remedies at its disposal including, but not limited to the following:

- Disallow credit toward the DBE goal;
- Withholding progress payments;
- Withholding payment to the prime in an amount equal to the unmet portion of the contract goal; and/or
- Termination of the contract.

### **PROMPT PAYMENT**

The prime contractor will be required to pay the DBE within seven (7) working days after he or she has received payment from the Kentucky Transportation Cabinet for work performed or materials furnished.

### **CONTRACTOR REPORTING**

All contractors must keep detailed records and provide reports to the Cabinet on their progress in meeting the DBE requirement on any highway contract. These records may include, but shall not be limited to payroll, lease agreements, cancelled payroll checks, executed subcontracting agreements, etc. Prime contractors will be required to submit certified reports on monies paid to each DBE subcontractor or supplier utilized to meet a DBE goal.

Payment information that needs to be reported includes date the payment is sent to the DBE, check number, Contract ID, amount of payment and the check date. Before Final Payment is made on this contract, the Prime Contractor will certify that all payments were made to the DBE subcontractor and/or DBE suppliers.

The Prime Contractor should supply the payment information at the time the DBE is compensated for their work. Form to use is located at:

<http://transportation.ky.gov/Construction/Pages/Subcontracts.aspx>

Photocopied payments and completed form to be submitted to: Office of Civil Rights and Small Business Development 6<sup>th</sup> Floor West 200 Mero Street Frankfort, KY 40622

### **DEFAULT OR DECERTIFICATION OF THE DBE**

If the DBE subcontractor or supplier is decertified or defaults in the performance of its work, and the overall goal cannot be credited for the uncompleted work, the prime contractor may utilize a substitute DBE or elect to fulfill the DBE goal with another DBE on a different work item. If after exerting good faith effort in accordance with the Cabinet's Good Faith Effort policies and procedures, the prime contractor is unable to replace the DBE, then the unmet portion of the goal may be waived at the discretion of the Cabinet.

09/14/11

**FUEL AND ASPHALT PAY ADJUSTMENT**

The Department has included the Contract items Asphalt Adjustment and Fuel Adjustment for possible future payments at an established Contract unit price of \$1.00. The Department will calculate actual adjustment quantities after work is completed. If existing Contract amount is insufficient to pay all items on the contract with the adjustments, the Department will establish additional monies with a change order.

**OPTION A**

Be advised that the Department will accept compaction of asphalt mixtures furnished for driving lanes and ramps, at 1 inch (25mm) or greater, on this project according to OPTION A in accordance with Section 402 and Section 403 of the current Standard Specifications. The Department will require joint cores as described in Section 402.03.02 for surface mixtures only. The Department will accept compaction of all other asphalt mixtures according to OPTION B.

**SPECIAL NOTE FOR MANDATORY PRE-BID CONFERENCE**  
**12-311.35 Section 2 Letcher County US 119**

The Department will conduct a Pre-Bid Conference on the subject project on **Monday December 3<sup>rd</sup>, 2012 at 1:00 PM** at;

**Kentucky Department of Highways**  
**Central Office Building Frankfort**  
**200 Mero Street**  
**Frankfort, KY 40622**  
**Conference Room 117**  
*Phone 502-564-3280 (Highway Design Division)*

Any company that is interested in bidding on the subject project or being part of a joint venture must be represented at the conference by at least **one person of sufficient authority to bind the company**. No individual can represent more than one company. At the conference a roster will be taken of the representatives present. **Only companies represented at the conference will be eligible to have their bids opened at the date of letting.**

The purpose of the conference is to familiarize all prospective bidders with the contract requirements of the contract.

Department of Highways officials present at the conference will answer questions concerning the project.

## **SPECIAL NOTE FOR ARCHITECTURAL TREATMENT OF BRIDGE BARRIERS**

This special note applies to the bridges on the project. It is to be used with the contract structure drawings, general notes and the 2012 Edition of *The Standard Specifications for Road and Bridge Construction*.

- 1.0 DESCRIPTION.** Contrary to the bridge drawings and general notes, the concrete barriers on the bridges are to have an architectural treatment and not the stone veneer as shown. All references to the “Stone Masonry Veneer” are to be deleted.
- 2.0 MATERIALS.** The architectural treatment will consist of a form liner finish, #330 “Ashlar Stone” as manufactured by Greenstreak of St. Louis, Missouri, or approved equal. Masonry coating shall comply with SECTION 828 of the Standard Specifications.
- 3.0 CONSTRUCTION.** The minimum dimensions of the of the concrete barrier at the formed mortar joints of the form liner will remain the same as shown in the typical barrier section before the addition of the stone masonry veneer. The form liner will be applied to the inside face of the barrier above the three inch vertical curb to the top of the wall, and to the outside face beginning at the double V groove at the top of the slab to the top of the wall. The horizontal top of the barrier wall will receive a normal float finish without any type of texturing. The barrier wall will be coated with normal masonry coating as required by SECTION 601.03.18B of *The Standard Specifications for Road and Bridge Construction*.
- 4.0 MEASUREMENT AND PAYMENT.** No direct measurements for architectural treatment will be made and all costs associated with this item, labor, materials including the required masonry coating are INCIDENTAL TO THE ITEM, Class AA Concrete.

## **SPECIAL NOTE FOR BLASTING NOTIFICATION**

This special note applies to all rock blasting activities near the Underground Mining operations adjacent to the new road construction. The limits of blasting notification and scheduling are to be established through correspondence with the mining operation, KYTC Section Engineer and Contractor. This special note is to be used with “Special Note for Rock Blasting” 11D and the 2012 Edition of *The Standard Specifications for Road and Bridge Construction* and Mining Regulations and Mine Safety Obligations.

- 1.0 DESCRIPTION.** This work consists of notification of the local coal mining operations before the actual detonation of the explosives to allow for the safe removal of all personnel from the underground operations. The amount of advance notice required will be determined by the coal company and the mine superintendent. The mine superintendent is: **Anthony Estevez**  
**North Fork Coal Corporation, Mine #4**  
**Mine Phone (606) 589-4850**
- 2.0 MATERIALS.** No materials other than those outlined in the “Special Note for Rock Blasting”, 11D is anticipated because of this note.
- 3.0 CONSTRUCTION.** Notify the Section Engineer, the mine superintendent and other parties designated by the Engineer before a blast. The notification will be by whatever means is required by the mine superintendent. The Section Engineer and mine superintendent will determine when the blasting on the project will require notifications. It is anticipated that this special note will apply to all blasting that is within a 500 foot distance from any mine works, either sealed or active, in the coal seam which is being actively mined by North Fork Coal Corporation’s number 4 mine. A mine map has been included into the contract roadway plans for informational purposes. This map is for the purpose of showing the extent of the mining in this area and **IT IS NOT TO BE USED AS A METHOD OF DETERMINING WHEN NOTIFICATION IS TO BE GIVEN TO THE COAL COMPANY.**

The contractor is to supply the mine company representative a copy of the project blasting plan and invite them to all preblast meetings. No blasting agents will be stored or transported across mine property without the knowledge and consent of North Fork Coal Corporation. The contractor is to comply with all applicable laws and regulations as stated in the “Special Note for Rock Blasting” 11D, and no statement within this note is intended to negate any requirement of that special note.

**4.0 MEASUREMENT AND PAYMENT.** The Department will not measure this work for payment and will consider all items contained within this note to be incidental to Roadway Excavation.

It is anticipated that North Fork Coal Corporation will require reimbursement from the contractor for lost production due to the down time in removal of personnel, inspection of the mine and return of underground personnel to active mining. The cost of such down time will be between the coal company and the contractor. The payment to the coal company will be made directly by the contractor to North Fork Coal Corporation. The Department will not consider any claims resulting from any provision of this special note.

## **SPECIAL NOTE FOR DISRUPTION TO MINING OPERATIONS**

There are active mining operations adjacent to the project that have permitted coal haul roads/emergency entrances which cross the project. These haul roads are not to be disturbed or used except as outline in the maintenance of traffic notes and at the locations designated. It is anticipated that a new entrances and haul roads across the new roadway be completed before the access by the existing entrances are removed. The designated locations where the haul roads are to cross the new construction are to be maintained with traffic bound base until a permanent asphalt pavement can be placed as outlined in the maintenance of traffic plan. It is very important that any disruption to the coal haul truck traffic and emergency access be kept to an absolute minimum. Any claims for down time due to the actions by the contractor made by the coal company, Alpha Natural Resources, will be made directly to the contractor and not the Department of Highways. The Department will not consider any additional payments or claims resulting from any action by the contractor which causes delays to the coal company.



## **SPECIAL PROVISION FOR WASTE AND BORROW SITES**

Obtain U.S. Army Corps of Engineer's approval before utilizing a waste or borrow site that involves "Waters of the United States". The Corps of Engineers defines "Waters of the United States" as perennial or intermittent streams, ponds or wetlands. The Corps of Engineers also considers ephemeral streams, typically dry except during rainfall but having a defined drainage channel, to be jurisdictional waters. Direct questions concerning any potential impacts to "Waters of the United States" to the attention of the appropriate District Office for the Corps of Engineers for a determination prior to disturbance. Be responsible for any fees associated with obtaining approval for waste and borrow sites from the U.S. Army Corps of Engineer or other appropriate regulatory agencies.

1-296 Waste & Borrow Sites  
01/02/2012



## SPECIAL NOTES FOR PROTECTION OF RAILROAD INTEREST

---

### CSX TRANSPORTATION, INC.

---

#### I. AUTHORITY OF RAILROAD ENGINEER AND STATE ENGINEER:

- A. *The authorized representative of the Railroad Company, hereinafter referred to as Railroad Engineer, shall have final authority in all matters affecting the safe maintenance of Railroad operations and property.*
- B. *The authorized representative of the State, hereinafter referred to as the Engineer, shall have authority over all other matters as prescribed herein and in the Project Specifications.*

#### II. NOTICE OF STARTING WORK:

- A. *The Contractor shall not commence any work on Railroad rights of way until he has complied with the following conditions:*
  - 1. Given the Railroad written notice, with copy to the Engineer who has been designated to be in charge of the work, **at least ten (10) days in advance** of the date he proposes to begin work on Railroad rights of way. The notice must refer to Railroad Agreement with the State by the date of the Agreement. **If flagging service is required, such notice shall be submitted at least thirty (30) days in advance** of the date scheduled to commence work. The Railroad's Contact information is on the Summary Sheet.
  - 2. Obtain written authorization from the Railroad to begin work on Railroad rights of way, such authorization to include an outline of specific conditions with which he must comply.
  - 3. Obtain written approval from the Railroad of Railroad Protective Insurance Liability coverage as required by paragraph 14 herein.
  - 4. Furnish a schedule for all work within the Railroad rights of way as required by paragraph 7, B, 1.
- B. *The Railroad's written authorization to proceed with the work shall include the names, addresses, and telephone numbers of the Railroad's representatives who are to be notified as hereinafter required. Where more than one representative is designated, the area of responsibility of each representative shall be specified.*

### III. INTERFERENCE WITH RAILROAD OPERATIONS:

- A. *The Contractor shall so arrange and conduct his work that there will be no interference with Railroad operations, including train, signal, telephone and telegraphic services, or damage to the property of the Railroad Company or to poles, wires, and other facilities of tenants on the rights of way of the Railroad Company. The Contractor shall store materials so as to prevent trespassers from causing damage to trains or Railroad property and shall not use Railroad property without written permission from the Railroad. Whenever work is to affect the operations or safety of trains, the method of doing such work shall first be submitted to the Railroad Engineer for approval, but such approval shall not relieve the Contractor from liability. Any work to be performed by the Contractor which requires flagging service or inspection service (watchman) shall be deferred by the Contractor until the flagging protection required by the Railroad is available at the job site.*
- B. *Should conditions arising from, or in connection with the work, require that immediate and unusual provisions be made to protect train operations and property of the Railroad, the Contractor shall make such provisions. If in the judgment of the Railroad Engineer, or his representative, such provisions are insufficient, the Railroad Engineer may require or provide such provisions, as he deems necessary at Contractor's cost and expense. In any event, such unusual provisions shall be at the Contractor's expense and without cost and/or time to the Railroad or the State.*

### IV. TRACK CLEARANCES

- A. *The minimum track clearances to be maintained by the Contractor during construction are shown on the Project Plans. However, before undertaking any work within Railroad rights of way, or before placing any obstruction over any track, the Contractor shall:*
1. Notify the Railroad's representative **at least 72 hours in advance** of the work.
  2. Receive assurance from the Railroad's representative that arrangements have been made for flagging service as necessary.
  3. Receive permission from the Railroad's representative to proceed with the work.
  4. Ascertain that the State Engineer has received copies of notice to the Railroad and of the Railroad's response thereto, and has approved the contractor's methods.

## V. CONSTRUCTION PROCEDURES

### A. General:

1. Construction work on Railroad property shall be:
  - a) Subject to the inspection and approval of the Railroad.
  - b) In accord with the Railroad's written outline of specific conditions.
  - c) In accord with the Railroad's general rules, regulations and requirements including those relating to safety, fall protection and personal protective equipment, which the Contractor shall obtain from the Railroad.
  - d) In accord with all Special Notes, Summaries, and Addendums.
2. The Railroad requires a submission of construction procedure that meets the requirements of these Special Notes and attachments. The Railroad's **submittal review period is thirty (30) days. Resubmissions will be reviewed within (30) days.**
3. All requirements of the *Construction Submission Criteria* shall be met. Requirements in addition to those in the *Construction Submission Criteria* are listed below in this document:

### B. Excavation:

1. The sub grade of an operated track shall be **maintained with edge of berm at least 15'0" from centerline of track and not more than 24 inches below top of rail.** Contractor will not be required to make existing section meet this specification if substandard, in which case the existing section will be maintained.
2. Additionally, the Railroad Engineer may require installation of orange construction fencing for protection of the work area located on Railroad right of way.

### C. Excavation of Structures:

1. The Contractor will be required to take special precaution and care in connection with excavating and shoring pits, and in driving piles, or sheeting for footings adjacent to tracks to provide adequate lateral support for the tracks and the loads which they carry, without disturbance of track alignment and surface, and to avoid obstructing track clearances with working equipment, tools or other material. The procedure for doing such work, including need of and plans for shoring, shall first be submitted, with the stamp of an Engineer in the State of Kentucky, and approved by

the Engineer and the Railroad Engineer, but such approval shall not relieve the Contractor from liability.

2. Additionally, a walkway with handrail protection may be required as noted in Section XI herein.

*D. Demolition, Erection, Hoisting*

1. Railroad tracks and other railroad property must be protected from damage during the procedure. No crane or equipment may be set on the rails or track structure and no material may be dropped on Railroad property.
2. Loads shall not be supported while any trains are passing if that piece of equipment has the capacity to **foul a 50' envelope.**
3. The Railroad may require the Contractor to install filter fabric over the track and ballast to prevent any concrete dust or other construction debris from fouling the ballast. This will be determined during actual construction activities by the Railroad or its representatives. Fabric should extend at least 25 feet beyond the outside edges of the bridge. Fabric will remain in place until all construction activities are complete.
4. Temporary construction clearance: Ensure all falsework, bracing, or forms have a minimum vertical clearance of 23 feet above the top of the highest rail and a minimum horizontal clearance of 12 feet measured perpendicular to the centerline of the nearest track.

*E. Blasting:*

1. The Contractor shall obtain advance written approval of the Railroad Engineer and the Engineer for use of explosive on or adjacent to Railroad property. The request for permission to use explosives shall include a detailed blasting plan. If permission for use of explosives is granted, the Contractor will be required to comply with the following:
  - a) No blasting shall be done without the presence of an authorized representative of the Railroad. **At least 10 days advance notice** to the person designated in the Railroad's notice of authorization to proceed (see Section II.B above) will be required to arrange for the presence of an authorized Railroad representative and such flagging as the Railroad may require.

2. The Railroad representative will:
  - a) Determine the approximate location of trains and advise the Contractor the approximate amount of time available for the blasting operation and clean-up.
  - b) Have the authority to order discontinuance of blasting if, in his opinion, blasting is too hazardous or is not in accord with these Special Notes.

*F. Maintenance of Railroad Facilities:*

1. The Contractor will be required to maintain all ditches and drainage structures free of silt or other obstructions which may result from his operations and provide and maintain any erosion control measures as required. The Contractor shall provide erosion control measures during construction and use methods that accord with applicable state standard specifications for road and bridge construction, including either (1) silt fence; (2) berm or temporary ditches; (3) sediment basin; (4) aggregate checks; and (5) channel lining. The Contractor will promptly repair eroded areas with Railroad rights of way and to repair any other damage to the property of the Railroad or its tenants at the Contractor's expense.
2. All maintenance and repair of damages due to the Contractor's operations shall be done at the Contractor's expense.

*G. Storage of Materials and Equipment:*

1. Materials and equipment shall not be stored where they will interfere with Railroad operations, nor on the rights of way of the Railroad Company without first having obtained permission from the Railroad Engineer, and such permission will be with the understanding that the Railroad Company will not be liable for damage to such material and equipment from any cause and that the Railroad Engineer may move or require the Contractor to move, at the Contractor's expense, such material and equipment.
2. All grading or construction machinery that is left parked near the track unattended by a watchman shall be effectively immobilized so that it cannot be moved by unauthorized persons. The Contractor shall protect, defend, indemnify and save Railroad, and any associated, controlled or affiliated corporation, harmless from and against all losses, costs, expenses, claim or liability for loss or damage to property or the loss of life or personal injury, arising out of or incident to the Contractor's failure to immobilize grading or construction machinery.

*H. Cleanup:*

1. Upon completion of the work, the Contractor shall remove from within the limits of the Railroad rights of way, all machinery, equipment, surplus materials, falsework, rubbish or temporary buildings of the Contractor, and leave said rights of way in a neat condition satisfactory to the Railroad Engineer or his authorized representative.

**VI. DAMAGES:**

- A. *The Contractor shall assume all liability for any and all damages to his/her work, employees, equipment and materials caused by Railroad traffic.*
- B. *Any cost incurred by the Railroad for repairing damages to its property or to property of its tenants, caused by or resulting from the operations of the Contractor, shall be paid directly to the Railroad by the Contractor.*

**VII. FLAGGING SERVICES:**

*A. When Required:*

1. Flagging services will not be provided until the contractor's insurance has been reviewed & approved by the Railroad.
2. Under the terms of the agreement between the Department and the Railroad, the **Railroad has sole authority to determine the need for flagging** required to protect its operations. In general, the requirements of such services will be whenever the Contractor's personnel or equipment are likely to be, working on the Railroad's rights of way, or across, over, adjacent to, or under a track, or when such work has disturbed or is likely to disturb a railroad structure or the railroad roadbed or surface and alignment of any track to such extent that the movement of trains must be controlled by flagging. If any element (workers, equipment, tools, scaffolding, etc.) may exist or fall within 50 -feet of the edge of track, a flagman is necessary.
3. Normally, the Railroad will assign one flagman to a project; but in some cases, more than one may be necessary, such as yard limits where three-(3) flagmen may be required. However, if the Contractor works within distances that violate instructions given by the Railroad's authorized representative or performs work that has not been scheduled with the Railroad's authorized representative, a flagman or flagmen may be required until the project has been completed.

*B. Scheduling and Notification:*

1. Not later than the time that approval is initially requested to begin work on Railroad rights of way, Contractor shall furnish to the Railroad and the Department a schedule for all work required to complete the portion of the project within Railroad rights of way and arrange for a job site meeting between the Contractor, the Department, and the Railroad's authorized representative. Flagman or Flagmen may not be provided until the job site meeting has been conducted and the Contractor's work scheduled.
2. The Contractor will be required to give the Railroad representative **at least 10 working days of advance written notice** of intent to begin work within Railroad rights of way. If it is necessary for the Railroad to advertise a flagging job for bid, it **may take up to 30-days to obtain service**. Once begun, when work is suspended at any time for any reason, the Contractor will be required to give the Railroad representative **at least 72 hours in advance** before resuming work on Railroad rights of way. Such notice shall include sufficient details of the proposed work to enable the Railroad representative to determine if flagging will be required. If such notice is in writing, the Contractor shall furnish the Engineer a copy; if notice is given verbally it shall be confirmed in writing with copy to the Engineer. If flagging is required, no work shall be undertaken until the flagman, or flagmen is present at the job site. It **may take up to 30 days to obtain flagging initially** from the Railroad. When flagging begins the flagman is usually assigned by the Railroad to work at the project site on a continual basis until no longer needed and may be unable to be called for on a spot basis. If flagging becomes unnecessary and is suspended, it **may take up to 30 days to again obtain flagging services** from the Railroad. Due to labor agreements, it is necessary to give **5 working days notice before flagging service may be discontinued** and responsibility for payment stopped.
3. If, after the flagman is assigned to the project site, emergencies arise which require the flagman's presence elsewhere, and then the Contractor shall delay work on Railroad rights of way until such time as the flagman is again available. Any additional costs resulting from such delay shall be borne by the Contractor and not the Department or Railroad.
4. When demobilizing, the Contractor shall contact the flagman to avoid unnecessary flagging charges. This communication shall be documented.



C. *Payment:*

1. **The Cabinet will be responsible for paying the Railroad directly for any and all costs of flagging,** which may be required to accomplish the construction.
2. The estimated cost of flagging is listed on the Summary Sheet. The charge to the Cabinet by the Railroad will be the actual cost based on the rate of pay for the Railroad's employees who are available for flagging service at the time the service is required.
3. Work by a flagman (M/W) in excess of 8 hours per day or 40 hours per week or on rest days, but not more than 16 hours a day will result in overtime pay at 1 ½ times the appropriate rate. Work by a flagman (M/W) in excess of 16 hours per day will result in overtime pay at 2 times the appropriate rate. Flagman (M/W) working in excess of 16 hours must receive a minimum of 5 hours of rest between shifts or their next shift of work is paid at the overtime rate of 2 times the appropriate rate. If work is performed on a holiday, the flagging rate is 2 ½ times the normal rate.  
  
Work by a flagman (T&E) in excess of 8 hours per day or 40 hours per week, but not more than 12 hours a day will result in overtime pay at 1 ½ times the appropriate rate. After a 12 hour work day the flagman (T&E) must be provided with 12 hours of rest. Flagman (T&E) who work six days consecutive days must receive two days off.  
  
Flagman's work day begins and ends at his reporting location.
4. Railroad work involved in preparing and handling bills will also be charged to the Contractor. Charges to the Department by the Railroad shall be in accordance with applicable provisions of Subchapter B, Part 140, Subpart I and Subchapter G, Part 646, Subpart B of the Federal-Aid Policy Guide issued by the Federal Highway Administration on December 9, 1991, including all current amendments. Flagging costs are subject to change. The above estimates of flagging cost are provided for information only and are not binding in any way.

*D. Verification:*

1. The Contractor and Project Engineer will review and sign the Railroad flagman's time sheet, attesting that the flagman was present during the time recorded. Flagman may be removed by Railroad if form is not signed. If flagman is removed, the Contractor will not be allowed to re-enter the Railroad rights of way until the issue is resolved. Any complaints concerning flagman or flagmen must be resolved in a timely manner. If need for flagman or flagmen is questioned, please contact the Railroad's Representative listed on the Project Summary Sheet. All verbal complaints must be confirmed in writing by the Contractor within 5 working days with copy to the Highway Engineer. All written correspondence should be addressed to the Railroad's Representative listed on the Project Summary Sheet.
2. The Railroad flagman assigned to the project will be responsible for notifying the Project Engineer upon arrival at the job site on the first day (or as soon thereafter as possible) that flagging services begin and on the last day that he performs such services for each separate period that services are provided. The Project Engineer will document such notification in the project records. When requested, the Project Engineer will also sign the flagman's diary showing daily time spent and activity at the project site.

**VIII. HAUL ACROSS RAILROAD:**

- A. Where the plans show or imply that materials of any nature must be hauled across a Railroad, unless the plans clearly show that the State has included arrangements for such haul in its agreement with the Railroad, the Contractor will be required to make all necessary arrangements with the Railroad regarding means of transporting such materials across the Railroad. The Contractor will be required to bear all costs incidental, including flagging, to such crossings whether services are performed by his own forces or by Railroad personnel.*
- B. No crossing may be established for use of the Contractor for transporting materials or equipment across the tracks of the Railroad Company unless a license agreement or right of entry is granted and executed for its installation, maintenance, necessary watching and flagging thereof and removal, all at the expense of the Contractor. **The approval process for an agreement normally takes 90-days.***

**IX. WORK FOR THE BENEFIT OF THE CONTRACTOR:**

- A. *All temporary or permanent changes in wire lines on the Railroad or other facilities which are considered necessary to the project are shown on the plans; included in the force account agreement between the State and the Railroad or will be covered by appropriate revisions to same which will be initiated and approved by the State and/or the Railroad.*
- B. *Should the Contractor desire any changes in addition to the above, then he shall make separate arrangements with the Railroad for same to be accomplished at the Contractor's expense.*

**X. COOPERATION AND DELAYS:**

- A. *It shall be the Contractor's responsibility to arrange a schedule with the Railroad for accomplishing stage construction involving work by the Railroad or tenants of the Railroad. In arranging his schedule he shall ascertain, from the Railroad, the lead time required for assembling crews and materials and shall make due allowance therefore.*
- B. *Train schedules cannot be provided to the Contractor. It is the Contractor's responsibility to contact the Railroad in order to arrange "Track Time." This "Track Time" will be an agreed upon prearranged time period (duration) that the Railroad will, without undue burden, schedule no train traffic to facilitate the Contractor's work on or near Railroad right-of-way. This track time must be arranged during the submission review process.*
- C. *No charge or claims of the Contractor against either the Department or the Railroad will be allowed for hindrance or delay on account of railroad traffic; any work done by the Railroad or other delay incident to or necessary for safe maintenance of Railroad traffic or for any delays due to compliance with these Special Notes.*
- D. *The Contractor shall cooperate with others participating in the construction of the Project to the end that all work may be carried on to the best advantage.*
- E. *The Railroad does not assume any responsibility for work performed by others in connection with the Project. No claims of the Contractor against the Railroad for any inconvenience, delay, or additional cost incurred by the Contractor on account of operations by others shall be filed.*

## **XI. TRAINMAN'S WALKWAYS:**

- A. *Along the outer side of each exterior track of multiple operated track, and on each side of single operated track, an unobstructed continuous space suitable for trainman's use in walking along trains, extending to a line not less than ~~12-10~~ feet from centerline of track, shall be maintained. Any temporary impediments to walkways and track drainage encroachments or obstructions allowed during work hours while Railroad's protective service is provided shall be removed before the close of each day. If there is any excavation near the walkway, a handrail, with 12'-0" minimum clearance from centerline of track, shall be placed.*

## **XII. GUIDELINES FOR PERSONNEL ON RAILROAD RIGHTS OF WAY:**

- A. *All persons shall wear hard hats and reflective vest. Appropriate eye and hearing protection must be used. Working in shorts is prohibited. Shirts must cover shoulders, back and abdomen. Working in tennis or jogging shoes, sandals, boots with high heels, cowboy and other slip on type boots is prohibited. High top (6-inch or more) safety-toe shoes with laces, oil-resistant soles, and a distinct separation between heel and sole are required.*
- B. *No one is allowed within 25' of the centerline of the track without specific authorization from the flagman.*
- C. *All persons working near track when train is passing are to look out for dragging bands, chains and protruding or shifting cargo.*
- D. *No one is allowed to cross tracks without specific authorization from the flagman.*
- E. *All work within 25' of track must stop when train is passing.*
- F. *No steel tape or chain will be allowed to cross or touch rails without permission.*

## **XIII. GUIDELINES FOR EQUIPMENT ON RAILROAD RIGHTS OF WAY:**

- A. *No crane or boom equipment will be allowed to set up to work or park within boom distance plus 15' of centerline of track without specific permission from Railroad Engineer.*
- B. *No crane or boom equipment will be allowed to foul track or lift a load over the track without flag protection and track time.*
- C. *All employees will stay with their machines when crane or boom equipment is pointed toward track.*
- D. *All cranes and boom equipment under load will stop work while a train is passing (including pile driving).*

- E. Swinging loads must be secured to prevent movement while train is passing.*
- F. No loads will be suspended above a moving train.*
- G. No equipment will be allowed within 50' of centerline of track without specific authorization of the flagman.*
- H. Trucks, tractors or any equipment will not touch ballast line without specific permission from railroad official and flagman.*
- I. No equipment or load movement within 50' or above a standing train or other equipment without specific authorization of the flagman.*
- J. All operating equipment within 50' of track must halt operations when a train is passing. All other operating equipment may be halted by the flagman if the flagman views the operation to be dangerous to the passing train.*
- K. All equipment, loads and cables are prohibited from touching rails.*
- L. While clearing and grubbing, no vegetation will be removed from railroad embankment with heavy equipment without specific permission from the Railroad Engineer and flagman.*
- M. No equipment or materials will be parked or stored on Railroad's property unless specific permission is granted from the Railroad Engineer.*
- N. All unattended equipment that is left parked on Railroad property shall be effectively immobilized so that it cannot be moved by unauthorized persons.*
- O. All cranes and boom equipment will be turned away from track after each work day or whenever unattended by an operator.*

#### **XIV. INSURANCE:**

- A. In addition to any other forms of insurance or bonds required under the terms of the contract and specifications, the Contractor will be required to carry insurance of the following kinds:*
  - 1. Commercial General Liability coverage at their sole cost and expense with limits of not less than **\$5,000,000** in combined single limits for bodily injury and/or property damage per occurrence, and such policies shall name the Railroad as an additional insured.*
  - 2. Statutory Worker's Compensation and Employers Liability Insurance with limits of not less than **\$1,000,000**, which insurance must contain a waiver of subrogation against the Railroad and its affiliates.*

3. Commercial automobile liability insurance with limits of not less than **\$1,000,000** combined single limit for bodily injury and/or property damage per occurrence, and such policies shall name the Railroad as an additional insured.
4. Railroad protective liability insurance with limits of not less than **\$5,000,000** combined single limit for bodily injury and/or property damage per occurrence and an aggregate annual limit of **\$10,000,000**, which insurance shall satisfy the following additional requirements:
  - a. The Railroad Protective Insurance Policy must be on the ISO/RIMA Form of Railroad Protective Insurance – Insurance Services Office (ISO) Form CG 00 35.
  - b. The Railroad must be the named insured on the Railroad Protective Insurance Policy
  - c. Name and Address of the Contractor must be shown on the Declarations page.
  - d. Description of operations must appear on the Declarations page and must match the Project description, including project or contract identification numbers.
  - e. Authorized endorsements must include the Pollution Exclusion Amendment – CG 28 31, unless using form CG 00 35 version 96 and later.
  - f. Authorized endorsements may include:
    - (i). Broad form Nuclear Exclusion – IL 00 21
    - (ii). 30-day Advance Notices of Non-renewal or cancellation
    - (iii). Required State Cancellation Endorsement
    - (iv). Quick Reference or Index – CL/IL 240
  - g. Authorized endorsements may not include:
    - (i). A Pollution Exclusion Endorsement except CG 28 31
    - (ii). A Punitive or Exemplary Damages Exclusion
    - (iii). A “Common Policy Conditions” Endorsement
    - (iv). And endorsement that is not named in Section 4 (e) or (f) above.
    - (v). Policies that contain any type of deductible
5. All insurance companies must be A. M. Best rated A- and Class VII or better.

6. Such additional or different insurance as the Railroad may require.

*B. Additional Terms:*

1. Contractor must submit the original Railroad Protective Liability policy, Certificates of Insurance, and all notices and correspondence regarding the insurance policy to the contact listed on the Project Summary Sheet.
2. The Contractor may not begin work on the Project until it has received the Railroad's written approval or the required insurance.

*C. Insurance policies shall follow the requirements of Subchapter G, Part 646, Subpart A of the Federal-Aid Policy Guide issued by the Federal Highway Administration on December 9, 1991, including all current amendments.*

*D. Evidence of insurance as required above shall be furnished to the address shown on the attached Summary Sheet for review by the Department and transmittal to the Railroad.*

*E. If any part of the work is sublet, similar insurance and evidence thereof in the same amounts as required of the Prime Contractor shall be provided by or in behalf of the subcontractor to cover his operations. Endorsements to the Prime Contractor's policies specifically naming subcontractors and describing their operations will be acceptable for this purpose.*

*F. All insurance herein before specified shall be carried until all work required to be performed under the terms of the contract has been satisfactorily completed within the limits of the rights of way of the Railroad as evidenced by the formal acceptance by the Department. Insuring Companies may cancel insurance by permission of the Department and Railroad or on thirty (30) days written notice to the Department and Railroad Insurance Contacts as listed on the Project Summary Sheet.*

**XV. FAILURE TO COMPLY:**

*A. These Special Notes are supplemental and amendatory to the current version of the Kentucky Department of Highways' Standard Specifications for Road and Bridge Construction and amendments thereof, and where in conflict therewith, these Special Notes shall govern.*

*B. In the event the Contractor violates or fails to comply with any of the requirements of these Special Notes:*

1. The Railroad Engineer may require that the Contractor vacate Railroad property.
2. The Engineer may withhold any and all monies due the Contractor on pay estimates.

3. Any such orders shall remain in effect until the Contractor has remedied the situation to the satisfaction of the Railroad Engineer and the Engineer.

**XVI. PAYMENT FOR COST OF COMPLIANCE:**

- A. *No separate payment will be made for any extra cost incurred on account of compliance with these Special Notes. All such cost shall be included in prices bid for other items of the work as specified in the payment items.*





Kentucky Transportation Cabinet  
Division of Right of Way & Utilities

TC 69-008  
08/2010  
Page 1 of 2

SUMMARY FOR KYTC PROJECTS THAT INVOLVE A RAILROAD

Date: 10/16/2012 (enter using M/d/yyyy format)

This project actively involves the below listed railroad company. This Project Summary provides an abbreviated listing of project specific railroad data. The detailed needs of the specified railroad company are included in the Special Notes for Protection of Railroad Interest in the proposal package. By submitting a bid, the contractor attests that they have dutifully considered and accepted the provisions as defined in both documents.

GENERAL ROAD PROJECT INFORMATION (This section must be provided by KYTC)

County: Letcher  
Federal Number: \_\_\_\_\_  
State Number: FD52 076 48288 01U  
Route: US 119  
Project Description: Partridge to Oven Fork Section 2; US 119 Relocation  
Item Number: 12-311.35 Highway Milepost: \_\_\_\_\_

GENERAL RAIL INFORMATION (The below sections must be provided by Railroad Company)

Rail Company Name: CSX Transportation, Inc.  
AAR-DOT# (if applicable): new Railroad Milepost: OWD-269.75  
Train Count (6am to 6pm): 0 Train Count (6pm to 6am): 0 Train Count (24 hr total): 0  
Maximum Train Speed: 30 mph

(This information is necessary to acquire the necessary insurances when working with Railroad Right of Way)

INSURANCE REQUIREMENTS

The named insured, description of the work and designation of the job site to be shown on the Policy are as follows:

- (a) Named Insured: CSX Transportation, Inc.
- (b) The project description should be as indicated in the General Road Project Information section.
- (c) The designation of the jobsite is the route, Milepost, and AAR-DOT# listed above.

FLAGGING INFORMATION

Flagging Estimate:

Contractor is responsible for paying the RR for any nescessary flagging. The below daily rate is based on a contractor's 12 hour work day and includes extra time for flagger to travel and set up and additives.

Hourly Rate:

\$885.00 per day based on a 12 hour day effective as of the date of this document.

Work by a flagman in excess of 8 hours per day or 40 hours per week, but not more than 12 hours a day will result in overtime pay at 1 ½ times the appropriate rate. Work by a flagman in excess of 12 hours per day will result in overtime pay at 2 times the appropriate rate. If work is performed on a holiday, the flagging rate is 2 ½ times the normal rate.

Forecasted Rate Increases:

Rates will increase to \$0.00 per hour based on a 0 hour day effective \_\_\_\_\_ (enter using M/d/yyyy format).

## **RAILROAD CONTACTS**

*(to be provided by Railroad Company)*

### **General Railroad Contact:**

Amanda J. DeCesare  
CSX Transportation, Inc.  
Public Projects Group  
1717 Dixie Highway, Suite 400  
Fort Wright, Kentucky 41011  
**(Phone)** 859-426-6924  
**(Email)** amanda\_decesare@csx.com

### **Regional Representative (Roadmaster):**

James Evans  
CSX Transportation, Inc.  
Roadmaster at Loyall, KY  
  
Loyall, Kentucky  
**(Phone)** 865-617-3317  
**(Email)** \_\_\_\_\_

### **Insurance contact:**

Jonathan MacArthur, MBA  
CSX Corporation  
Insurance Department  
500 Water Street - C907  
Jacksonville, Florida 32202  
**(Phone)** 904-359-3394  
**(Email)** jonathan\_macarthur@csx.com

### **Railroad Designer Contact:**

Contractor or In-House Employee? Consultant

Larry J. Shaw, P.E.  
URS Corporation  
One Indiana Square  
Suite 2100  
Indianapolis, Indiana 46204  
**(Phone)** 317-532-5481  
**(Email)** larry.shaw@urs.com

### **Railroad Construction Contact:**

Contractor or In-House Employee? Consultant

Wayne Bolen, P.E.  
URS Corporation  
525 Vine Street  
Suite 1800  
Cincinnati, Ohio 45202  
**(Phone)** 513-419-3488  
**(Email)** wayne.bolen@urs.com

## **KENTUCKY TRANSPORTATION CABINET CONTACTS**

*(to be provided by KYTC)*

### **KYTC Railroad Coordinator:**

Allen Rust, EIT  
Div. of Right of Way & Utilities  
Kentucky Transportation Cabinet  
200 Mero Street, 5<sup>th</sup> Floor East  
Frankfort, Kentucky 40622  
**(Phone)** 502-564-3210  
**(Email)** allen.rust@ky.gov

### **KYTC Construction Procurement Director:**

Ryan Griffith, Director  
Div. of Construction Procurement  
Kentucky Transportation Cabinet  
200 Mero Street, 3<sup>rd</sup> Floor West  
Frankfort, Kentucky 40622  
**(Phone)** 502-564-3500  
**(Email)** ryan.griffith@ky.gov

### **KYTC Construction Director:**

Steve Criswell, Director  
Div. of Construction  
Kentucky Transportation Cabinet  
200 Mero Street, 3<sup>rd</sup> Floor West  
Frankfort, Kentucky 40622  
**(Phone)** 502-564-4780  
**(Email)** steve.criswell@ky.gov



The project specific information provided herein is valid as of the date indicated. However, the specific information may be subject to change due to the normal business operations of all parties. The terms and conditions defined here, and in the bid proposal in its entirety, are inclusive and constant.

**CSX TRANSPORTATION**  
**CONSTRUCTION SUBMISSION CRITERIA**

*TABLE OF CONTENTS*

	<b>Page Number</b>
<b>INTRODUCTION</b>	<b>1</b>
<b>SECTION I:     Definitions</b>	<b>1</b>
<b>SECTION II:    Demolition Procedure</b>	<b>2</b>
<b>SECTION III:   Erection Procedure</b>	<b>5</b>
<b>SECTION IV:    Excavation and Shoring</b>	<b>7</b>
<b>SECTION V:     Track Monitoring</b>	<b>10</b>

# CONSTRUCTION SUBMISSION CRITERIA

## INTRODUCTION

The information in this document is intended to improve communication and clarify the CSXT criteria related to construction submissions that may involve CSXT property. All work must be performed in a manner as to not adversely impact existing CSXT operations. Please note that there are other standards associated with construction that must be adhered to including but not limited to the CSXT Special Provisions, CSXT Insurance Requirements as well as governing local, county, state and federal requirements. This document and other CSXT standards are subject to change without notice, and future revisions will be available at the CSXT website [www.csx.com](http://www.csx.com).

## I. DEFINITIONS

*Agency* – The project sponsor.

*AREMA* – American Railway Engineering and Maintenance Association – the North American railroad industry standards group.

*Construction Submission* – The Agency or its representative shall submit six (6) sets of plans, supporting calculations, and detailed means and methods procedures for the specific proposed activity. All plans and supporting calculations shall be signed/sealed by a Professional Engineer as defined below.

*Controlled Demolition* – Removal of the existing structure or subcomponents in a manner that prevents any portions from falling onto CSXT employees, equipment or property. The proposed procedures shall be detailed in the means and methods submission for CSXT review and acceptance.

*Contractor* – The Agency's or CSXT's representative retained to perform the project work.

*Engineer* – CSXT Engineering Representative or a GEC authorized to act on the behalf of CSXT.

*GEC* – General Engineering Consultant who has been authorized to act on the behalf of CSXT.

*Professional Engineer* – An engineer who is licensed in State or Commonwealth (if required by the Agency) in which the project is to occur. The drawings and calculations shall be prepared by the Professional Engineer and shall bear his seal and signature.

*Submission Review Period* - **a minimum of 30 days in advance of start of work.** Up to 30 days will be required for the initial review response. Up to an additional 30 days may be required to review any/all subsequent submissions or resubmission.

## CONSTRUCTION SUBMISSION CRITERIA

*Theoretical Railroad Live Load Influence Zone – A 1½ Horizontal to 1 Vertical theoretical slope line starting 1'-6" below top of rail elevation and 12'-0" from the centerline of the nearest track.*

### **II. DEMOLITION PROCEDURE:**

**The Agency or its contractor shall submit as defined above, a detailed procedure for demolition of the structure over Railroad Tracks.**

- A. The Agency or its Contractor shall submit the detailed procedure for demolition of existing structures over or adjacent to CSXT's tracks or right-of-way. This procedure shall include a plan showing the locations of cranes, horizontally and vertically, operating radii, with loading or disposal locations shown, with all dimensions referenced from the center line of the near track, including beam placement on ground or truck loading staging plan. The plan shall also include the location, with relevant dimensions, of all tracks, other railroad facilities; wires, poles, adjacent structures, or buried utilities that could be affected, showing that the proposed lifts are clear of these obstructions should be shown. No crane or equipment may be set on the CSXT rails or track structure and no material may be dropped on CSXT property.
- B. Also included with this submittal the following information:
  - 1. Computations showing weight of picks must be submitted. Computations shall be made from field verified plans of the existing structure beams being removed and those plans or sections thereof shall also be included in the submittal; the weight shall include the weight of concrete or other materials including lifting rigging.
  - 2. If the sponsor can prove to CSXT that plans do not exist and weights must be calculated from field measurements, the field measurements are to be made under the supervision of the Professional Engineer submitting the procedure and shall include sketches and estimated weight calculations with the procedure. If possible, field measurements shall be taken with a CSXT representative present.
  - 3. Crane rating sheets showing cranes to be adequate for 150% of the actual weight of the pick. A complete set of crane charts, including crane, counterweight, maximum boom angle, and boom nomenclature is to be submitted. Safety factors that may have

## CONSTRUCTION SUBMISSION CRITERIA

been “built in” to the crane charts are not to be considered when determining the 150% Factor of Safety.

4. A data sheet shall be prepared listing the type, size and arrangements of slings, shackles, or other connecting equipment. Include copies of a catalog or information sheets for specialized equipment. All specific components proposed for use shall be clearly identified and highlighted in the submitted documents. The safe working load capacity of the connecting equipment shall be 150% above the calculated weight of the pick.
5. A complete written procedure is to be included that describes the sequence of events, indicating the order of lifts and any repositioning or rehitching of the crane or cranes.
6. A time schedule for each of the various stages must be shown as well as a schedule for the entire lifting procedure. The proposed time frames for all critical subtasks (i.e., torch/saw cutting various portions of the superstructure or substructure, dismantling splices, installing temporary bracing, etc.) shall be furnished so that the potential impact(s) to CSXT operations may be assessed and eliminated or minimized.
7. The names and experience of the key Contractor personnel involved in the operation shall be included in the Contractor’s means and methods submission.
8. Design and supporting calculations prepared by the Professional Engineer for items including the temporary support of components or intermediate stages shall be submitted for review. A guardrail will be required to be installed in a track where a temporary bent is located within twelve (12) feet from the centerline of that track. The guardrail will be installed by CSXT forces at the expense of the Agency or its contractor.
9. Existing, obsolete, bridge piers shall be removed to a minimum of 3’-0” below the finished grade, final ditch line invert, or as directed by the Engineer.
10. A minimum quantity of 25 Tons of CSXT approved track ballast may be required to be furnished and stockpiled on site by the Contractor, or as directed by the Engineer.

## CONSTRUCTION SUBMISSION CRITERIA

11. CSXT's tracks, signals, structures, and other facilities shall be protected from damage during demolition of existing structure or replacement of deck slab.

**NOTE: On-track or ground level debris shields such as crane mats are prohibited for use by CSXT.**

- C. Overhead Demolition Debris Shield - Shall be installed prior to the demolition of the bridge deck or other relevant portions of the superstructure.

1. The demolition debris shield shall be erected from the underside of the bridge over the track area to catch all falling debris.
2. The Contractor shall include the demolition debris shield installation/removal means and methods as part of the proposed Controlled Demolition procedure submission.
3. The demolition debris shield shall provide 23'-0" minimum vertical clearance or maintain the existing vertical clearance if the existing clearance is less than 23'-0" as approved by CSXT. Horizontal clearance to the centerline of the track should not be reduced unless approved by the Engineer.
4. The vertical clearance ATR (above top of rail) is measured from the top of rail to the lowest point on the overhead shielding system measured within a distance of 6'-0" out from each side of the track centerline.
5. The demolition debris shield design and supporting calculations all signed/sealed by a Professional Engineer, shall be submitted for review and acceptance.
6. The demolition debris shield shall have a **minimum** design load of 50 pounds per square foot **plus** the weight of the equipment, debris, personnel, and other loads to be carried.
7. The Contractor shall include the proposed bridge deck removal procedure in its demolition means and methods and shall verify that the size and quantity of the demolition debris generated by the procedure does not exceed the shield design loads.
8. The contractor shall clean the demolition debris shield daily or more frequently as dictated either by the approved design parameters or as directed by the Engineer.

- D. Vertical Demolition Debris Shield – This type of shield may be required for substructure removals in close proximity to CSXT track and other facilities, as determined by the Engineer.

## CONSTRUCTION SUBMISSION CRITERIA

1. Prior to commencing the demolition activity, the Contractor shall install a ballast protection system consisting of geotextile to keep the railroad ballast from becoming fouled with construction or demolition debris and fines. The geotextile ballast protection system shall be installed and maintained by the Contractor for the project duration in accordance with the attached plan, or with additional measures as directed by the Engineer.
  2. The Agency, or its Contractor, shall submit detailed plans, with detailed calculations, prepared and submitted by a Professional Engineer of the protection shield and ballast protection systems for approval prior to the start of demolition.
  3. Blasting will not be permitted to demolish a structure over or within CSXT's right-of-way.
- E. The Controlled Demolition procedure must be approved by the **Engineer** prior to undertaking work on the project.
- F. The Contractor shall provide timely communication to the Engineer when scheduling the demolition related work so that the Engineer may be present during the entire demolition procedure.
- G. At any time during demolition activities, the Engineer may require revisions to the previously approved procedures to address weather, site conditions or other circumstances which may create a potential hazard to rail operations or CSXT facilities. Such revisions may require immediate interruption or termination of ongoing activities until such time the issue is resolved to the Engineer's satisfaction. CSXT and its GEC shall not be responsible for any additional costs or time claims associated with such revisions.

### III. **ERECTION PROCEDURE:**

**The Agency or its Contractor shall submit a detailed procedure for performing erection on/about CSXT property, as defined above.**

- A. The Agency or its Contractor shall submit six (6) copies of the detailed procedure for erection of the proposed structures over or adjacent to CSXT's tracks or right-of-way. This procedure shall include a plan showing the locations of cranes, horizontally and vertically, operating radii, with staging locations shown, including beam placement on ground or truck unloading staging plan. Plan should also include the location of all tracks, other railroad facilities; wires, poles, adjacent structures, or



## CONSTRUCTION SUBMISSION CRITERIA

buried utilities that could be affected, showing that the proposed lifts are clear of these obstructions should be shown. No crane or equipment may be set on the CSXT rails or track structure.

B. Also included with this submittal the following information:

1. As-Built Bridge Seat Elevations - All as-built bridge seats and top of rail elevations shall be furnished to the Engineer for review and verification at least 30 days in advance of construction or erection, to ensure that minimum vertical clearances as approved in the plans will be achieved.
2. Computations showing weight of picks must be submitted. Computations shall be made from plans of the structure beams being erected and those plans or sections thereof shall also be included in the submittal; the weight shall include the weight of concrete or other materials including lifting rigging.
3. Crane rating sheets showing cranes to be adequate for 150% of the actual weight of the pick. A complete set of crane charts, including crane, counterweight, maximum boom angle, and boom nomenclature is to be submitted. Safety factors that may have been "built in" to the crane charts are not to be considered when determining the 150% Factor of Safety.
4. A data sheet shall be prepared listing the type, size and arrangements of slings, shackles, or other connecting equipment. Include copies of a catalog or information sheets for specialized equipment. All specific components proposed for use shall be clearly identified and highlighted in the submitted documents. The safe working load capacity of the connecting equipment shall be 150% above the calculated weight of the pick.
5. A complete written procedure is to be included that describes the sequence of events, indicating the order of lifts and any repositioning or rehitcking of the crane or cranes.
6. A time schedule for each of the various stages must be shown as well as a schedule for the entire lifting procedure. The proposed time frames for all critical sub tasks (i.e., performing aerial splices, installing temporary bracing, etc.) shall be furnished so that the potential impact(s) to CSXT operations may be assessed and eliminated or minimized.

## CONSTRUCTION SUBMISSION CRITERIA

7. The names and experience of the key Contractor personnel involved in the operation shall be included in the Contractor's means and methods submission.
  8. Design and supporting calculations prepared by the Professional Engineer for items including the temporary support of components or intermediate stages shall be submitted for review. A guardrail will be required to be installed in a track where a temporary bent is located within twelve (12) feet from the centerline of that track.
- C. The proposed Erection procedure must be approved by the Engineer prior to undertaking work on the project.
- D. The Contractor shall provide timely communication to the Engineer when scheduling the erection related work so that the Engineer may be present during the entire erection procedure.
- E. At any time during construction activities, the Engineer may require revisions to the previously approved procedures to address weather, site conditions or other circumstances which may create a potential hazard to rail operations or CSXT facilities. Such revisions may require immediate interruption or termination of ongoing activities until such time the issue is resolved to the Engineer's satisfaction. CSXT and its GEC shall not be responsible for any additional costs or time claims associated with such revisions.

### **IV. EXCAVATION AND SHORING:**

**The Agency or its contractor shall submit as defined above, a detailed procedure for the installing sheeting/shoring adjacent to Railroad Tracks.**

- A. Shoring protection shall be provided when excavating adjacent to an active track or railroad facility or as determined by CSXT. Shoring will be provided in accordance with AREMA *Manual for Railway Engineering* Chapter 8, part 28; except as noted below.
- B. Shoring may not be required if all of the following conditions are satisfied:
1. Excavation does not encroach upon a 1½ horizontal: 1 vertical theoretical slope line starting 1'-6" below top of rail and at 12'-0" minimum from centerline of the track (live load influence zone).
  2. Track is on level ground or in a cut section and on stable soil.

## CONSTRUCTION SUBMISSION CRITERIA

3. Excavation does not adversely impact the stability of a CSXT facility (i.e. signal bungalow, drainage facility, undergrade bridge, building, etc.).
  4. Shoring is not required by any governing construction code.
- C. When the track is on an embankment, excavating the toe of the embankment without shoring may affect the stability of the embankment. Therefore, excavation of the embankment toe without shoring will not be permitted.
- D. Trench Boxes are prohibited for use on CSXT within the Theoretical Railroad Live Load Influence Zone.
- E. The required protection is the cofferdam type that completely encloses the excavation. Where dictated by conditions, partial cofferdams with open sides away from the track may be used. Cofferdams shall be constructed using steel sheet piling, or when approved by the Engineer, steel soldier piles with timber lagging. Wales and struts shall be provided and designed as needed. The following shall be considered when designing cofferdams:
1. Shoring shall be designed to resist a vertical live load surcharge of 1,880 lbs. per square foot, in addition to active earth pressure. The surcharge shall be assumed to act on a continuous strip, 8'-6" wide. Lateral pressures due to surcharge shall be computed using the strip load formula shown in *AREMA Manual for Railway Engineering*, Chapter 8, Part 20.
  2. Allowable stresses in materials shall be in accordance with *AREMA Manual for Railway Engineering*, Chapter 7, 8, and 15.
  3. A construction procedure for temporary shoring shall be shown on the drawing.
  4. All shoring systems on or adjacent to CSXT right-of-way shall be equipped with railings or other approved fall protection.
  5. A minimum horizontal clearance of 10'-0" from centerline of the track to face of nearest point of shoring shall be maintained provided a 12'-0" roadbed is maintained with a temporary walkway and handrail system.

## CONSTRUCTION SUBMISSION CRITERIA

- F. The contractor shall submit the following drawings and calculations (all shall be signed/sealed by a Professional Engineer) for CSXT's review and approval.
1. Six (6) sets of detailed drawings of the shoring systems showing sizes of all structural members, details of connections, and distances from centerline of track to face of shoring. Drawing shall show a section showing height of shoring and track elevation in relation to bottom of excavation.
  2. Six (6) sets of calculations of the shoring design.  
  
The drawings and calculations shall be prepared by a Licensed Professional Engineer in the State (if required by the Agency) where the shoring is to be constructed and shall bear his seal and signature. Shoring plans shall be approved by CSXT's construction engineering and inspection representative.
  3. For sheeting and shoring within 18'-0" of the centerline of the track, the live load influence zone, and in slopes, the contractor shall use interlocked steel sheeting (sheet pile).
  4. Sheet pile installed in slopes or within 18'-0" of the centerline of track shall not be removed.
  5. Sheet piles shall be cut off a minimum of 3'-0" below the finished grade, ditch line invert, or as directed by the **Engineer**. The ground shall be backfilled and compacted immediately after sheet pile is cut off.
  6. A procedure for cutting off the sheet pile and restoring the embankment shall be submitted to the Engineer for review and acceptance.
- G. Blasting is not permitted on or adjacent to CSXT right-of-way without prior written approval from the **Engineer**. Mechanical and Chemical means of rock removal must be explored before blasting is considered. If written permission for the use of explosives is granted, the Agency or Contractor must comply with all of the following:
1. Blasting shall be done with light charges under the direct supervision of a responsible officer or employee of the Agency or Contractor.

## CONSTRUCTION SUBMISSION CRITERIA

2. Electronic detonating fuses shall not be used because of the possibility of premature explosions resulting from operation of two-way train radios.
3. No blasting shall be done without the presence of an authorized representative of CSXT. Advance notice to the Engineer as required by the CSXT Special Provisions is required to arrange for the presence of an authorized CSXT representative and any flagging that CSXT may require.
4. Agency or Contractor must have at the project site adequate equipment, labor and materials, and allow sufficient time, to clean up debris resulting from the blasting and correct any misalignment of tracks or other damage to CSXT property resulting from the blasting. Any corrective measures required must be performed as directed by the Engineer at the Agency's or Contractor's expense without any delay to trains. If Agency's or Contractor's actions result in the delay of any trains including passenger trains, the Agency or Contractor shall bear the entire cost thereof.
5. The Agency or Contractor may not store explosives on CSXT property.
6. At any time during blasting activities, the Engineer may require revisions to the previously approved procedures to address weather, site conditions or other circumstances which may create a potential hazard to rail operations or CSXT facilities. Such revisions may require immediate interruption or termination of ongoing activities until such time the issue is resolved to the Engineer's satisfaction. CSXT and its GEC shall not be responsible for any additional costs or time claims associated with such revisions.

### V. TRACK MONITORING

**The Agency or its Contractor shall submit for CSXT review and approval, a detailed track monitoring program to detect both horizontal and vertical movement of the CSXT track and roadbed, a minimum of 30 days in advance of start of work.**

- A. For the installation of temporary or permanent shoring systems, including but not limited to soldier piles and lagging, and interlocked steel sheeting on or adjacent to CSXT's right-of-way, the contractor may be required to

## CONSTRUCTION SUBMISSION CRITERIA

submit a detailed track monitoring program for CSXT's approval prior to performing any work near CSXT's right-of-way.

- B. The program shall specify the survey locations, the distance between the location points, and frequency of monitoring before, during, and after construction. CSXT reserves to the right to modify the survey locations and monitoring frequency as necessary during the project.
- C. The survey data shall be collected in accordance with the approved frequency and immediately furnished to the Engineer for analysis.
- D. If any movement has occurred as determined by the Engineer, CSXT will be immediately notified. CSXT, at its sole discretion, shall have the right to immediately require all contractor operations to be ceased, have the excavated area immediately backfilled and/or determine what corrective action is required. Any corrective action required by CSXT or performed by CSXT including the monitoring of corrective action of the contractor will be at project expense.

SPECIAL NOTES FOR UTILITY CLEARANCE

IMPACT ON CONSTRUCTION

LETCHER COUNTY, APD 1191 (033)  
FD52 067 48288 01U  
CUMBERLAND – WHITESBURG ROAD (US 119)  
ITEM NO. – 12-311.35

GENERAL PROJECT NOTE ON UTILITY PROTECTION
N/A

NOTE: DO NOT DISTURB THE FOLLOWING UTILITIES LOCATED WITHIN THE PROJECT DISTURB LIMITS
Inter-Mountain Cable has buried cable at approximate Rt & Lt station 44+250. Cable is buried between bridge piers 2 and 3. Contact Roy Harlow (606) 479-6222. Cumberland Valley RECC has buried electric lines at approximate RT & LT station 44+250. Contact Mark Abner – (606)-528-2677. ALLTEL Communications has buried telephone cable along existing Colliers Creek Road Contact – Russell Lambert – (606)-878-3258.
*The Contractor is fully responsible for protection of all utilities listed above*

THE FOLLOWING COMPANIES ARE RELOCATING/ADJUSTING THEIR UTILITIES WITHIN THE PROJECT LIMITS AND WILL BE COMPLETE PRIOR TO CONSTRUCTION

THE FOLLOWING COMPANIES HAVE FACILITIES TO BE RELOCATED/ADJUSTED BY THE COMPANY OR THE COMPANY'S SUBCONTRACTOR AND IS TO BE COORDINATED WITH THE ROAD CONTRACT
East Kentucky COOP (EKPC) has electric transmission lines located in two areas of the project. First site is location of the transmission line which crosses waste area #1. Contractor should abide by the following note: - "Regarding the transmission line in waste area #1 – the final elevation of the waste area is to be 1805, the proposed transmission line is based on this elevation. The KYTC Contractor will be responsible for reimbursing EKPC for relocating the transmission lines if a raise in elevation is requested by the KYTC contractor. If the final elevation is changed due to a plan change by the KYTC the KYTC would be responsible for reimbursement to EKPC. The contractor would be required to meet with EKPC to discuss elevation changes near the transmission lines. Due to Federal Aviation Administration and KY Airport Zoning Commission regulations an increase in line elevation may not be possible. The KYTC contractor is not to have any equipment within 31 feet of these lines at any time during the construction of the waste area". The second site is located at approximate right of station 45+600. Contractor should abide by the following note: "Contractor should use extreme care when working near the EKPC transmission lines within the project limits. In the cut area between EKPC structures EA-38 and EA 39 (refer to EKPC plans located in plan proposal). In this area, the KYTC contractor will not be allowed to have any equipment (including but not limited to drills, trucks, antennas, etc.) higher than 13.5 feet working under the existing transmission lines at the apex of the cut. As the cut is deepened and moved away from the transmission lines the KYTC contractor will be permitted to increase the size of the equipment in relation to the distance from the line." EKPC will have a representative at the pre-construction bid meeting to explain all rules and regulations governing any work around the lines. The KYTC contractor will be required to call EKPC (Nick Adams – (859) – 745-9605) to arrange a meeting prior to beginning work near the transmission lines, EKPC will need one week notice prior to the meeting. No work shall begin in the

SPECIAL NOTES FOR UTILITY CLEARANCE

IMPACT ON CONSTRUCTION

LETCHER COUNTY, APD 1191 (033)  
FD52 067 48288 01U  
CUMBERLAND – WHITESBURG ROAD (US 119)  
ITEM NO. – 12-311.35

cut area until after the line is raised.” EKPC expects to begin their relocation in July 2013 with completion by December 2013.

The Department will consider submission of a bid as the Contractor’s agreement to not make any claims for additional compensation due to delays or other conditions created by the operations of East Kentucky COOP’s. Working days will not be charged for those days on which work on East Kentucky COOP’s facilities is delayed, as provided in the current edition of the KY Standard Specifications for Road and Bridge Construction. Should a difference of opinion arise as to the rights of the Contractor and others working within the limits of, or adjacent to the project, the KYTC Resident Engineer will decide as to the respective rights of the various parties involved in order to assure the completion of the Department’s work in general harmony and in a satisfactory manner, and his decision shall be final and binding upon the Contractor. .

THE FOLLOWING COMPANIES HAVE FACILITIES TO BE RELOCATED/ADJUSTED BY THE ROAD CONTRACTOR AS INCLUDED IN THIS CONTRACT
N/A



## SPECIAL NOTES FOR UTILITY CLEARANCE

### IMPACT ON CONSTRUCTION

LETCHER COUNTY, APD 1191 (033) FD52 067 48288 01U CUMBERLAND – WHITESBURG ROAD (US 119) ITEM NO. – 12-311.35
---

### **SPECIAL CAUTION NOTE – PROTECTION OF UTILITIES**

The contractor will be responsible for contacting all utility facility owners on the subject project to coordinate his activities. The contractor will coordinate his activities to minimize and, where possible, avoid conflicts with utility facilities. Due to the nature of the work proposed, it is unlikely to conflict with the existing utilities beyond minor facility adjustments. Where conflicts with utility facilities are unavoidable, the contractor will coordinate any necessary relocation work with the facility owner and Resident Engineer. The Kentucky Transportation Cabinet maintains the right to remove or alter portions of this contract if a utility conflict occurs.

The utility facilities as noted in the previous section(s) have been determined using data garnered by varied means and with varying degrees of accuracy: from the facility owners, a result of S.U.E., field inspections, and/or reviews of record drawings. The facilities defined may not be inclusive of all utilities in the project scope and are not Level A quality, unless specified as such. It is the contractor's responsibility to verify all utilities and their respective locations before excavating.

### **BEFORE YOU DIG**

The contractor is instructed to call 1-800-752-6007 to reach KY 811, the one-call system for information on the location of existing underground utilities. The call is to be placed a minimum of two (2) and no more than ten (10) business days prior to excavation. The contractor should be aware that owners of underground facilities are not required to be members of the KY 811 one-call Before-U-Dig (BUD) service. The contractor must coordinate excavation with the utility owners, including those whom do not subscribe to KY 811. It may be necessary for the contractor to contact the County Court Clerk to determine what utility companies have facilities in the area.

SPECIAL NOTES FOR UTILITY CLEARANCE  
IMPACT ON CONSTRUCTION

LETCHER COUNTY, APD 1191 (033)  
FD52 067 48288 01U  
CUMBERLAND – WHITESBURG ROAD (US 119)  
ITEM NO. – 12-311.35

Please Note: The information presented in this Utility Note is informational in nature and the information contained herein is not guaranteed.

AREA UTILITIES CONTACT LIST

<u>Utility Company/Agency</u>	<u>Contact Name</u>	<u>Contact Information</u>
Cumberland Valley RECC	Mark Abner	606-528-2677
Inter-Mountain Cable	Roy Harlow	606-479-6222
Alltel Communications	Russell Lambert	606-878-3258
East KY Power COOP	Nicholas Adams	859-745-9605
CSX Railroad	Wayne Bolen	513-419-3488

KyTC BMP Plan for Project PCN ## - #####



**Kentucky Transportation Cabinet**

**Highway District 12**

**And**

\_\_\_\_\_ **(2), Construction**

**Kentucky Pollutant Discharge Elimination System**

**Permit KYR10**

**Best Management Practices (BMP) plan**

**Groundwater protection plan**

**For Highway Construction Activities**

**For**

**[Project Description] Harlan-Whitesburg; Pine  
Mountain; Partridge to Oven Fork Section 2.**

**Project: PCN ## - #####**

**SYP Item Number: 12-311.35**

## KyTC BMP Plan for Project PCN ## - ####

### Project information

Note – (1) = Design (2) = Construction (3) = Contractor

1. Owner – Kentucky Transportation Cabinet, District 12
2. Resident Engineer: (2)
3. Contractor name: (2)  
Address: (2)  
  
Phone number: (2)  
Contact: (2)  
Contractors agent responsible for compliance with the KPDES permit requirements (3):
4. Project Control Number (2)
5. Route (Address) US 119 from 1000 west of Junction KY 3404 to 1.0 mile southwest of Maggard Branch Road
6. Latitude/Longitude (project mid-point) 37.018218, -82.875797
7. County (project mid-point) Letcher
8. Project start date (date work will begin): (2)
9. Projected completion date: (2)

## KyTC BMP Plan for Project PCN ## - #####

### A. Site description:

1. Nature of Construction Activity (from letting project description) Harlan-Whitesburg; Pine Mountain; Partridge to Oven Fork Section 2; US-119 Relocation from 1000 Feet West JCT. KY-3404 to 1.0 Mile Southwest Maggard Branch Road.
2. Order of major soil disturbing activities (2) and (3)
3. Projected volume of material to be moved 3,337,699 cubic yards
4. Estimate of total project area (acres) 103 acres
5. Estimate of area to be disturbed (acres) 103 acres
6. Post construction runoff coefficient will be included in the project drainage folder. Persons needing information pertaining to the runoff coefficient will contact the resident engineer to request this information. No additional data.
7. Data describing existing soil condition No additional data.
8. Data describing existing discharge water quality (if any) No additional data
9. Receiving water name Poor Fork of Cumberland River
10. TMDLs and Pollutants of Concern in Receiving Waters: (1 DEA)
11. Site map – Project layout sheet plus the erosion control sheets in the project plans that depict Disturbed Drainage Areas (DDAs) and related information. These sheets depict the existing project conditions with areas delineated by DDA (drainage area bounded by watershed breaks and right of way limits), the storm water discharge locations (either as a point discharge or as overland flow) and the areas that drain to each discharge point. These plans define the limits of areas to be disturbed and the location of control measures. Controls will be either site specific as designated by the designer or will be annotated by the contractor and resident engineer before disturbance commences. The project layout sheet shows the surface waters and wetlands.
12. Potential sources of pollutants:

## KyTC BMP Plan for Project PCN ## - #####

The primary source of pollutants is solids that are mobilized during storm events. Other sources of pollutants include oil/fuel/grease from servicing and operating construction equipment, concrete washout water, sanitary wastes and trash/debris. (3)

### **B. Sediment and Erosion Control Measures:**

1. Plans for highway construction projects will include erosion control sheets that depict Disturbed Drainage Areas (DDAs) and related information. These plan sheets will show the existing project conditions with areas delineated by DDA within the right of way limits, the discharge points and the areas that drain to each discharge point. Project managers and designers will analyze the DDAs and identify Best Management Practices (BMPs) that are site specific. The balance of the BMPs for the project will be listed in the bid documents for selection and use by the contractor on the project with approval by the resident engineer.

Projects that do not have DDAs annotated on the erosion control sheets will employ the same concepts for development and managing BMP plans.

2. Following award of the contract, the contractor and resident engineer will annotate the erosion control sheets showing location and type of BMPs for each of the DDAs that will be disturbed at the outset of the project. This annotation will be accompanied by an order of work that reflects the order or sequence of major soil moving activities. The remaining DDAs are to be designated as "Do Not Disturb" until the contractor and resident engineer prepare the plan for BMPs to be employed. The initial BMP's shall be for the first phase (generally Clearing and Grubbing) and shall be modified as needed as the project changes phases. The BMP Plan will be modified to reflect disturbance in additional DDA's as the work progresses. All DDA's will have adequate BMP's in place before being disturbed.
3. As DDAs are prepared for construction, the following will be addressed for the project as a whole or for each DDA as appropriate:
  - Construction Access – This is the first land-disturbing activity. As soon as construction begins, bare areas will be stabilized with gravel and temporary mulch and/or vegetation.
  - At the beginning of the project, all DDAs for the project will be inspected for areas that are a source of storm water pollutants. Areas that are a source of pollutants will receive appropriate cover

## KyTC BMP Plan for Project PCN ## - #####

or BMPs to arrest the introduction of pollutants into storm water. Areas that have not been opened by the contractor will be inspected periodically (once per month) to determine if there is a need to employ BMPs to keep pollutants from entering storm water.

- Clearing and Grubbing – The following BMP's will be considered and used where appropriate.
  - Leaving areas undisturbed when possible.
  - Silt basins to provide silt volume for large areas.
  - Silt Traps Type A for small areas.
  - Silt Traps Type C in front of existing and drop inlets which are to be saved
  - Diversion ditches to catch sheet runoff and carry it to basins or traps or to divert it around areas to be disturbed.
  - Brush and/or other barriers to slow and/or divert runoff.
  - Silt fences to catch sheet runoff on short slopes. For longer slopes, multiple rows of silt fence may be considered.
  - Temporary Mulch for areas which are not feasible for the fore mentioned types of protections.
  - Non-standard or innovative methods.
- Cut & Fill and placement of drainage structures - The BMP Plan will be modified to show additional BMP's such as:
  - Silt Traps Type B in ditches and/or drainways as they are completed
  - Silt Traps Type C in front of pipes after they are placed
  - Channel Lining
  - Erosion Control Blanket
  - Temporary mulch and/or seeding for areas where construction activities will be ceased for 21 days or more.
  - Non-standard or innovative methods
- Profile and X-Section in place – The BMP Plan will be modified to show elimination of BMP's which had to be removed and the addition of new BMP's as the roadway was shaped. Probably changes include:
  - Silt Trap Type A, Brush and/or other barriers, Temporary Mulch, and any other BMP which had to be removed for final grading to take place.
  - Additional Silt Traps Type B and Type C to be placed as final drainage patterns are put in place.
  - Additional Channel Lining and/or Erosion Control Blanket.
  - Temporary Mulch for areas where Permanent Seeding and Protection cannot be done within 21 days.
  - Special BMP's such as Karst Policy
- Finish Work (Paving, Seeding, Protect, etc.) – A final BMP Plan will result from modifications during this phase of construction. Probably changes include:

## KyTC BMP Plan for Project PCN ## - #####

- Removal of Silt Traps Type B from ditches and drainways if they are protected with other BMP's which are sufficient to control erosion, i.e. Erosion Control Blanket or Permanent Seeding and Protection on moderate grades.
  - Permanent Seeding and Protection
  - Placing Sod
  - Planting trees and/or shrubs where they are included in the project
- BMP's including Storm Water Management Devices such as velocity dissipation devices and Karst policy BMP's to be installed during construction to control the pollutants in storm water discharges that will occur after construction has been completed are : None

## C. Other Control Measures

1. No solid materials, including building materials, shall be discharged to waters of the commonwealth, except as authorized by a Section 404 permit.

### 2. Waste Materials

All waste materials that may leach pollutants (paint and paint containers, caulk tubes, oil/grease containers, liquids of any kind, soluble materials, etc.) will be collected and stored in appropriate covered waste containers. Waste containers shall be removed from the project site on a sufficiently frequent basis as to not allow wastes to become a source of pollution. All personnel will be instructed regarding the correct procedure for waste disposal. Wastes will be disposed in accordance with appropriate regulations. Notices stating these practices will be posted in the office.

### 3. Hazardous Waste

All hazardous waste materials will be managed and disposed of in the manner specified by local or state regulation. The contractor shall notify the Resident Engineer if there any hazardous wastes being generated at the project site and how these wastes are being managed. Site personnel will be instructed with regard to proper storage and handling of hazardous wastes when required. The Transportation Cabinet will file for generator, registration when appropriate, with the Division of Waste Management and advise the contractor regarding waste management requirements.

### 4. Spill Prevention



## KyTC BMP Plan for Project PCN ## - #####

The following material management practices will be used to reduce the risk of spills or other exposure of materials and substances to the weather and/or runoff.

### ➤ **Good Housekeeping:**

The following good housekeeping practices will be followed onsite during the construction project.

- An effort will be made to store only enough product required to do the job
- All materials stored onsite will be stored in a neat, orderly manner in their appropriate containers and, if possible, under a roof or other enclosure
- Products will be kept in their original containers with the original manufacturer's label
- Substances will not be mixed with one another unless recommended by the manufacturer
- Whenever possible, all of the product will be used up before disposing of the container
- Manufacturers' recommendations for proper use and disposal will be followed
- The site contractor will inspect daily to ensure proper use and disposal of materials onsite

### ➤ **Hazardous Products:**

These practices will be used to reduce the risks associated with any and all hazardous materials.

- Products will be kept in original containers unless they are not resealable
- Original labels and material safety data sheets (MSDS) will be reviewed and retained
- Contractor will follow procedures recommended by the manufacturer when handling hazardous materials
- If surplus product must be disposed of, manufacturers' or state/local recommended methods for proper disposal will be followed

**The following product-specific practices will be followed onsite:**

### ➤ **Petroleum Products:**

Vehicles and equipment that are fueled and maintained on site will be monitored for leaks, and receive regular preventative maintenance to reduce the chance of leakage. Petroleum products onsite will be stored in tightly sealed containers, which are clearly labeled and will be protected from exposure to weather.

## KyTC BMP Plan for Project PCN ## - ####

The contractor shall prepare an Oil Pollution Spill Prevention Control and Countermeasure plan when the project that involves the storage of petroleum products in 55 gallon or larger containers with a total combined storage capacity of 1,320 gallons. This is a requirement of 40 CFR 112.

This project (will / will not) (3) have over 1,320 gallons of petroleum products with a total capacity, sum of all containers 55 gallon capacity and larger.

### ➤ **Fertilizers:**

Fertilizers will be applied at rates prescribed by the contract, standard specifications or as directed by the resident engineer. Once applied, fertilizer will be covered with mulch or blankets or worked into the soil to limit exposure to storm water. Storage will be in a covered shed. The contents of any partially used bags of fertilizer will be transferred to a sealable plastic bin to avoid spills.

### ➤ **Paints:**

All containers will be tightly sealed and stored indoors or under roof when not being used. Excess paint or paint wash water will not be discharged to the drainage or storm sewer system but will be properly disposed of according to manufacturers' instructions or state and local regulations.

### ➤ **Concrete Truck Washout:**

Concrete truck mixers and chutes will not be washed on pavement, near storm drain inlets, or within 75 feet of any ditch, stream, wetland, lake, or sinkhole. Where possible, excess concrete and wash water will be discharged to areas prepared for pouring new concrete, flat areas to be paved that are away from ditches or drainage system features, or other locations that will not drain off site. Where this approach is not possible, a shallow earthen wash basin will be excavated away from ditches to receive the wash water

### ➤ **Spill Control Practices**

In addition to the good housekeeping and material management practices discussed in the previous sections of this plan, the following practices will be followed for spill prevention and cleanup:

- Manufacturers' recommended methods for spill cleanup will be clearly posted. All personnel will be made aware of procedures and the location of the information and cleanup supplies.
- Materials and equipment necessary for spill cleanup will be kept in the material storage area. Equipment and materials will include as

## KyTC BMP Plan for Project PCN ## - #####

- appropriate, brooms, dust pans, mops, rags, gloves, oil absorbents, sand, sawdust, and plastic and metal trash containers.
- All spills will be cleaned up immediately after discovery.
  - The spill area will be kept well ventilated and personnel will wear appropriate protective clothing to prevent injury from contact with a hazardous substance.
  - Spills of toxic or hazardous material will be reported to the appropriate state/local agency as required by KRS 224 and applicable federal law.
  - The spill prevention plan will be adjusted as needed to prevent spills from reoccurring and improve spill response and cleanup.
  - Spills of products will be cleaned up promptly. Wastes from spill clean up will be disposed in accordance with appropriate regulations.

### D. Other State and Local Plans

This BMP plan shall include any requirements specified in sediment and erosion control plans, storm water management plans or permits that have been approved by other state or local officials. Upon submittal of the NOI, other requirements for surface water protection are incorporated by reference into and are enforceable under this permit (even if they are not specifically included in this BMP plan). This provision does not apply to master or comprehensive plans, non-enforceable guidelines or technical guidance documents that are not identified in a specific plan or permit issued for the construction site by state or local officials. **None**

### E. Maintenance

1. The BMP plan shall include a clear description of the maintenance procedures necessary to keep the control measures in good and effective operating condition.
- Maintenance of BMPs during construction shall be a result of weekly and post rain event inspections with action being taken by the contractor to correct deficiencies.
  - Post Construction maintenance will be a function of normal highway maintenance operations. Following final project acceptance by the cabinet, district highway crews will be responsible for identification and correction of deficiencies regarding ground cover and cleaning of storm water BMPs. The project manager shall identify any BMPs that will be for the purpose of post construction storm water management with specific guidance for any non-routine maintenance. **None**

## KyTC BMP Plan for Project PCN ## - ####

### **F. Inspections**

Inspection and maintenance practices that will be used to maintain erosion and sediment controls:

- All erosion prevention and sediment control measures will be inspected at least once each week and following any rain of one-half inch or more.
- Inspections will be conducted by individuals that have received KyTC Grade Level II training or other qualification as prescribed by the cabinet that includes instruction concerning sediment and erosion control.
- Inspection reports will be written, signed, dated, and kept on file.
- Areas at final grade will be seeded and mulched within 14 days.
- Areas that are not at final grade where construction has ceased for a period of 21 days or longer and soil stock piles shall receive temporary mulch no later than 14 days from the last construction activity in that area.
- All measures will be maintained in good working order; if a repair is necessary, it will be initiated within 24 hours of being reported.
- Built-up sediment will be removed from behind the silt fence before it has reached halfway up the height of the fence.
- Silt fences will be inspected for bypassing, overtopping, undercutting, depth of sediment, tears, and to ensure attachment to secure posts.
- Sediment basins will be inspected for depth of sediment, and built-up sediment will be removed when it reaches 70 percent of the design capacity and at the end of the job.
- Diversion dikes and berms will be inspected and any breaches promptly repaired. Areas that are eroding or scouring will be repaired and re-seeded / mulched as needed.
- Temporary and permanent seeding and mulching will be inspected for bare spots, washouts, and healthy growth. Bare or eroded areas will be repaired as needed.
- All material storage and equipment servicing areas that involve the management of bulk liquids, fuels, and bulk solids will be inspected weekly for conditions that represent a release or possible release of pollutants to the environment.

### **G. Non – Storm Water discharges**

It is expected that non-storm water discharges may occur from the site during the construction period. Examples of non-storm water discharges include:

## KyTC BMP Plan for Project PCN ## - #####

- Water from water line flushings.
- Water from cleaning concrete trucks and equipment.
- Pavement wash waters (where no spills or leaks of toxic or hazardous materials have occurred).
- Uncontaminated groundwater and rain water (from dewatering during excavation).

All non-storm water discharges will be directed to the sediment basin or to a filter fence enclosure in a flat vegetated infiltration area or be filtered via another approved commercial product.

## H. Groundwater Protection Plan (3)

This plan serves as the groundwater protection plan as required by 401 KAR 5:037.

- Contractors statement: (3)

The following activities, as enumerated by 401 KAR 5:037 Section 2 that require the preparation and implementation of a groundwater protection plan, will or may be may be conducted as part of this construction project:

\_\_\_\_\_ 2. (e) land treatment or land disposal of a pollutant;

\_\_\_\_\_ 2. (f) Storing, ..., or related handling of hazardous waste, solid waste or special waste, ..., in tanks, drums, or other containers, or in piles, (This does not include wastes managed in a container placed for collection and removal of municipal solid waste for disposal off site);

\_\_\_\_\_ 2. (g) .... Handling of materials in bulk quantities (equal or greater than 55 gallons or 100 pounds net dry weight transported held in an individual container) that, if released to the environment, would be a pollutant;

\_\_\_\_\_ 2. (j) Storing or related handling of road oils, dust suppressants, ...., at a central location;

\_\_\_\_\_ 2. (k) Application or related handling of road oils, dust suppressants or deicing materials, (does not include use of chloride-based deicing materials applied to roads or parking lots);

\_\_\_\_\_ 2. (m) Installation, construction, operation, or abandonment of wells, bore holes, or core holes, (this does not include bore holes for the purpose of explosive demolition);

## KyTC BMP Plan for Project PCN ## - #####

Or, check the following only if there are no qualifying activities

\_\_\_\_\_ There are no activities for this project as listed in 401 KAR 5:037 Section 2 that require the preparation and implementation of a groundwater protection plan.

The contractor is responsible for the preparation of a plan that addresses the

401 KAR 5:037 Section 3. (3) Elements of site specific groundwater protection plan:

- (a) General information about this project is covered in the Project information;
- (b) Activities that require a groundwater protection plan have been identified above;
- (c) Practices that will protect groundwater from pollution are addressed in section C. Other control measures.
- (d) Implementation schedule – all practices required to prevent pollution of groundwater are to be in place prior to conducting the activity;
- (e) Training is required as a part of the ground water protection plan. All employees of the contractor, sub-contractor and resident engineer personnel will be trained to understand the nature and requirements of this plan as they pertain to their job function(s). Training will be accomplished within one week of employment and annually thereafter. A record of training will be maintained by the contractor with a copy provide to the resident engineer.
- (f) Areas of the project and groundwater plan activities will be inspected as part of the weekly sediment and erosion control inspections
- (g) Certification (see signature page.)

KyTC BMP Plan for Project PCN ## - #####

Contractor and Resident Engineer Plan certification

The contractor that is responsible for implementing this BMP plan is identified in the Project Information section of this plan.

The following certification applies to all parties that are signatory to this BMP plan:

I certify under penalty of law that this document and all attachments were prepared under my direction or supervision in accordance with a system designed to assure that qualified personnel properly gathered and evaluated the information submitted. Based on my inquiry of the person or persons who manage the system, or those persons directly responsible for gathering the information, the information submitted is, to the best of my knowledge and belief, true, accurate, and complete. I am aware that there are significant penalties for submitting false information, including the possibility of fine and imprisonment for knowing violations. Further, this plan complies with the requirements of 401 KAR 5:037. By this certification, the undersigned state that the individuals signing the plan have reviewed the terms of the plan and will implement its provisions as they pertain to ground water protection.

Resident Engineer and Contractor Certification:

(2) Resident Engineer signature

Signed \_\_\_\_\_title\_\_\_\_\_, \_\_\_\_\_  
Typed or printed name<sup>2</sup>signature

(3) Signed \_\_\_\_\_title\_\_\_\_\_, \_\_\_\_\_  
Typed or printed name<sup>1</sup>signature

1. Contractors Note: to be signed by a person who is the owner, a responsible corporate officer, a general partner or the proprietor or a person designated to have the authority to sign reports by such a person in accordance with 401 KAR 5:060 Section 9. This delegation shall be in writing to: Manager, KPDES Branch, Division of Water, 14 Reilly Road, Frankfort Kentucky 40601. Reference the Project Control Number (PCN) and KPDES number when one has been issued.
2. KyTC note: to be signed by the Chief District Engineer or a person designated to have the authority to sign reports by such a person (usually the resident engineer) in accordance with 401 KAR 5:060 Section 9. This delegation shall be in writing to: Manager, KPDES Branch, Division of Water, 14 Reilly Road, Frankfort Kentucky 40601 Reference the Project Control Number (PCN) and KPDES number when one has been issued.

## Sub-Contractor Certification

KPDES BMP Plan Page 14 of 14



FORM NOI-SWCA

KENTUCKY POLLUTION DISCHARGE  
ELIMINATION SYSTEM (KPDES)

Notice of Intent (NOI) for coverage of Storm Water  
Discharges Associated with Construction Activities Under  
the KPDES Storm Water General Permit KYR100000

This is an application for:

- ☒ New construction activity.
- ☐ Modification of coverage for additional area in same watershed.
- ☐ Modification of coverage for additional area in different watershed.

If Modification is checked, state reason for Modification:

For Agency Use	Permit No. (Leave Blank)	K	Y	R	1	0				
For Agency Use	AI ID (Leave Blank)									

SECTION I – FACILITY OPERATOR INFORMATION

Operator Name(s)*:KYTC District 12		Phone:* 606-433-7791	
Mailing Address:* 109 Loraine Street		Status of Owner/Operator: <div><input type="checkbox"/>Private <input checked="" type="checkbox"/>State <input type="checkbox"/>Federal <input type="checkbox"/>Public(other than state or federal)</div>	
City*: Pikeville	State:* KY		Zip Code:*41501

SECTION II – FACILITY/SITE LOCATION INFORMATION

Name of Project:* PCN ##-#### , SYP Item Number: 12-311.35	Physical Address:* US 119	City:* Partridge
State:* KY	Zip Code:* 40862	County:* Letcher
Latitude (decimal degrees):*37.018218	Longitude (decimal degrees):*-82.875797	SIC Code:* 1611

SECTION III – SITE ACTIVITY INFORMATION

For single projects provide the following information

Total Number of acres in project:* 103	Total Number of acres to be disturbed:* 103	Start date:	Completion date:
--	---	-------------	------------------

For common plans of development projects provide the following information

Total Number of acres in project:*	Number of individual lots in development:	Number of lots to be developed:
Total acreage intended to be disturbed:*	Number of acres intended to be disturbed at any one time:	
Start date:	Completion date:	List Contractors:

SECTION IV – DISCHARGE TO A WATER BODY

Name of Receiving Water:* Poor Fork of the Cumberland River		Anticipated number of discharge points: 3	
Location of anticipated discharge points:		Latitude (decimal degrees):*	Longitude (decimal degrees):*
Receiving Water Body Stream Use Designation	<input type="checkbox"/> Cold Water Aquatic Habitat <input type="checkbox"/> Domestic Water Supply <input type="checkbox"/> Outstanding State Resource Water <input checked="" type="checkbox"/> Secondary Contact Recreation <input checked="" type="checkbox"/> Primary Contact Recreation <input checked="" type="checkbox"/> Warm Water Aquatic Habitat		
Antidegradation Categorization	<input type="checkbox"/> Outstanding National Resource Water <input type="checkbox"/> Exceptional Water <input checked="" type="checkbox"/> High Quality Water <input type="checkbox"/> Impaired Water		
Name of Receiving Water:*		Anticipated number of discharge points:	
Location of anticipated discharge points:		Latitude (decimal degrees):*	Longitude (decimal degrees):*
Receiving Water Body Stream Use Designation	<input type="checkbox"/> Cold Water Aquatic Habitat <input type="checkbox"/> Domestic Water Supply <input type="checkbox"/> Outstanding State Resource Water <input type="checkbox"/> Secondary Contact Recreation <input type="checkbox"/> Primary Contact Recreation <input type="checkbox"/> Warm Water Aquatic Habitat		
Antidegradation Categorization	<input type="checkbox"/> Outstanding National Resource Water <input type="checkbox"/> Exceptional Water <input type="checkbox"/> High Quality Water <input type="checkbox"/> Impaired Water		

FORM NOI-SWCA

SECTION V – DISCHARGE TO AN MS4			
Name of MS4:		Date of application /notification to the MS4 for construction site coverage:	
Number of discharge points:	Location of each discharge point: Latitude (decimal degrees):* Longitude (decimal degrees):*		
SECTION VI – CONSTRUCTION ACTIVITIES IN OR ALONG A WATER BODY			
Will the project require construction activities in a water body or the riparian zone: <input checked="" type="checkbox"/> Yes <input type="checkbox"/> No			
If yes, describe scope of activity: Reconstruction of US 119 which includes impacts from new bridge construction and a waste area.			
Is a Clean Water Act 404 permit required: <input checked="" type="checkbox"/> Yes <input type="checkbox"/> No		Is a Clean Water Act 401 Water Quality Certification required: <input checked="" type="checkbox"/> Yes <input type="checkbox"/> No	
SECTION VII – NOI PREPARER INFORMATION			
First Name:*	Last Name:*	Phone :*	eMail Address:*
Mailing Address:*	City:*	State:*	Zip Code:*
SECTION VIII – ATTACHMENTS			
Attach a full size color USGS 7½-minute quadrangle map with the facility site clearly marked. USGS maps may be obtained from the University of Kentucky, Mines and Minerals Bldg. Room 106, Lexington, Kentucky 40506. Phone number (859) 257-3896.			
SECTION IX – CERTIFICATION			
I certify under penalty of law that this document and all attachments were prepared under my direction or supervision in accordance with a system designed to assure that qualified personnel properly gather and evaluate the information submitted. Based on my inquiry of the person or persons who manage the system, or those persons directly responsible for gathering the information submitted is, to the best of my knowledge and belief, true, accurate, and complete. I am aware that there are significant penalties for submitting false information, including the possibility of fine and imprisonment for knowing violations.			
Signature:*		First Name:* Mary	Last Name:* Holbrook
Phone:* 606-433-7791	eMail Address:MaryW.Holbrook@ky.gov		Date:*

This completed application form and attachments should be sent to: SWP Branch, Division of Water, 200 Fair Oaks, Frankfort, Kentucky 40601. Questions should be directed to: SWP Branch, Operational Permits Section at (502) 564-3410.

## KENTUCKY POLLUTANT DISCHARGE ELIMINATION SYSTEM FORM NOI-SWCA – INSTRUCTIONS

### WHO MUST FILE A NOTICE OF INTENT (NOI) FORM

Federal law at 40 CFR Part 122 prohibits point source discharges of stormwater associated with industrial activity to a water body of the Commonwealth of Kentucky without a Kentucky Pollutant Discharge Elimination System (KPDES) permit. The operator of an industrial activity that has such a storm water discharge must submit a NOI to obtain coverage under the KPDES Storm Water General Permit. If you have questions about whether you need a permit under the KPDES Storm Water program, or if you need information as to whether a particular program is administered by the state agency, call the **Storm Water Contact, Operational Permits Section, Kentucky Division of Water at (502) 564-3410**.

### WHERE TO FILE NOI FORM

NOIs must be sent to the following address or submitted in on-line at <https://dep.gateway.ky.gov/eForms/Default.aspx?FormID=3>:

Operational Permits Section  
SWP Branch, Division of Water  
200 Fair Oaks Lane  
Frankfort, KY 40601

**Electronic NOI-SWCAs are to be submitted a minimum of seven (7) working days prior to commencement of construction related activities. Paper NOI-SWCAs are to be submitted a minimum of thirty (30) working days prior to commencement of construction related activities.**

### COMPLETING THE FORM

Enter information in the appropriate areas only. (\*) denotes a required field. Enter N/A (Not Applicable) for fields that are required but do not apply to your submission. If you have any questions regarding the completion of this form call the **Storm Water Contact, Operational Permits Section, at (502) 564-3410**.

### SECTION I – FACILITY OPERATOR INFORMATION

**Operator Name(s):** Enter the name or names of all operators applying for coverage under KYR10 using this NOI.

**Mailing Address, City, State, and Zip Code:** Provide the mailing address of the primary operator

**Phone No.:** Provide the telephone numbers of the person who is responsible for the operation.

**Status of Owner/Operator:** Select the appropriate legal status of the operator of the facility from the dropdown list.

Federal  
Public (other than federal or state)  
State  
Private

### SECTION II – FACILITY/SITE LOCATION INFORMATION

**Name of Project:** Provide the name of the project.

**Physical Address, City, State, Zip Code and County:** Provide the physical address of the project.

**Latitude/Longitude:** Provide the general site latitude and longitude of the operation.

**SIC Code:** Enter the Standard Industrial Code for the project

### SECTION III – SITE ACTIVITY INFORMATION

**For single projects provide the following information:**

**Total number of acres in project:** Indicate the total acreage of the project including both disturbed and undisturbed areas.

**Total number of acres to be disturbed:** Indicate the total number of acres of the project to be disturbed.

**Anticipated start date:** Indicate the approximate date of when construction activities will begin.

**Anticipated completion date:** Indicated the approximate date of when final stabilization will be achieved.

**For common plans of development provide the following information:**

**Total number of acres in project:** Indicate the total acreage of the project including both disturbed and undisturbed areas.

**Number of individual lots in development, if applicable:** Indicate the number of individual lots or unit in the common plan of development

**Number of lots to be developed:** Indicate the number of lots that you intend to develop.

**Total acreage of lots intended to develop:** Indicate the total acreage of the lots you intend to develop

**Total acreage intended to disturb:** Indicate the total acreage of the lots you intend to disturb

**Number of acres intended to disturb at any one time:** Indicate the maximum number of acres to be disturbed at any one time.

**Anticipated start date:** Indicate the approximate date of when construction activities will begin.

**Anticipated completion date:** Indicated the approximate date of when final stabilization will be achieved.

**List of contractors:** Provide the names of all known contractors that will be working on site.

KENTUCKY POLLUTANT DISCHARGE ELIMINATION SYSTEM  
FORM NOI-SWCA – INSTRUCTIONS

SECTION IV – IF THE PERMITTED SITE DISCHARGES TO A WATER BODY THE FOLLOWING INFORMATION IS REQUIRED

**Name of Receiving Water:** Provide the names of the each water body receiving discharges from the site. Provide only official USGS names do not provide local names  
**Anticipated number of discharge points:** Indicate the number of discharge points to each receiving water body.  
**Location of anticipated discharge points:** Provide the latitude and longitude of each discharge point. Add points as necessary.  
**Receiving Water Body Stream Use Designation:** Check all appropriate boxes  
**Antidegradation Categorization:** Select from the drop down box one of the following:

- Outstanding National Resource Water
- Exceptional Water
- High Quality Water
- Impaired Water

SECTION V – IF THE PERMITTED SITE DISCHARGES TO A MS4 THE FOLLOWING INFORMATION IS REQUIRED

**Name of MS4:** Provide the name of the MS4 to which the activity will discharge  
**Number of discharge points to the MS4:** Indicate the number of discharge points  
**Location of each discharge point:** Provide the latitude and longitude of each discharge point. Add points as necessary  
**Date of application/notification to the MS4 for construction site permit coverage:** Indicate the date the MS4 has or will be notified.

SECTION VI – CONSTRUCTION ACTIVITIES IN OR ALONG A WATER BODY

**Will the project require construction activities in a water body or the riparian zone:** Select Yes or No from the drop down box.  
**If Yes, describe scope of activity:** Provide a brief description of the activity (ies) that will take place in the water body or the riparian zone.  
**Is a Clean Water Act 404 permit required:** Select Yes or No from the drop down box.  
**Is a Clean Water Act 401 Water Quality Certification required:** Select Yes or No from the drop down box.

SECTION VII – NOI PREPARER INFORMATION

Provide the name, mailing address, telephone number and eMail address of the person preparing the NOI.

SECTION VIII –Attachments

Attach a USGS topographic map indicating the location of the activity and the proposed discharge points.

SECTION IX – CERTIFICATION

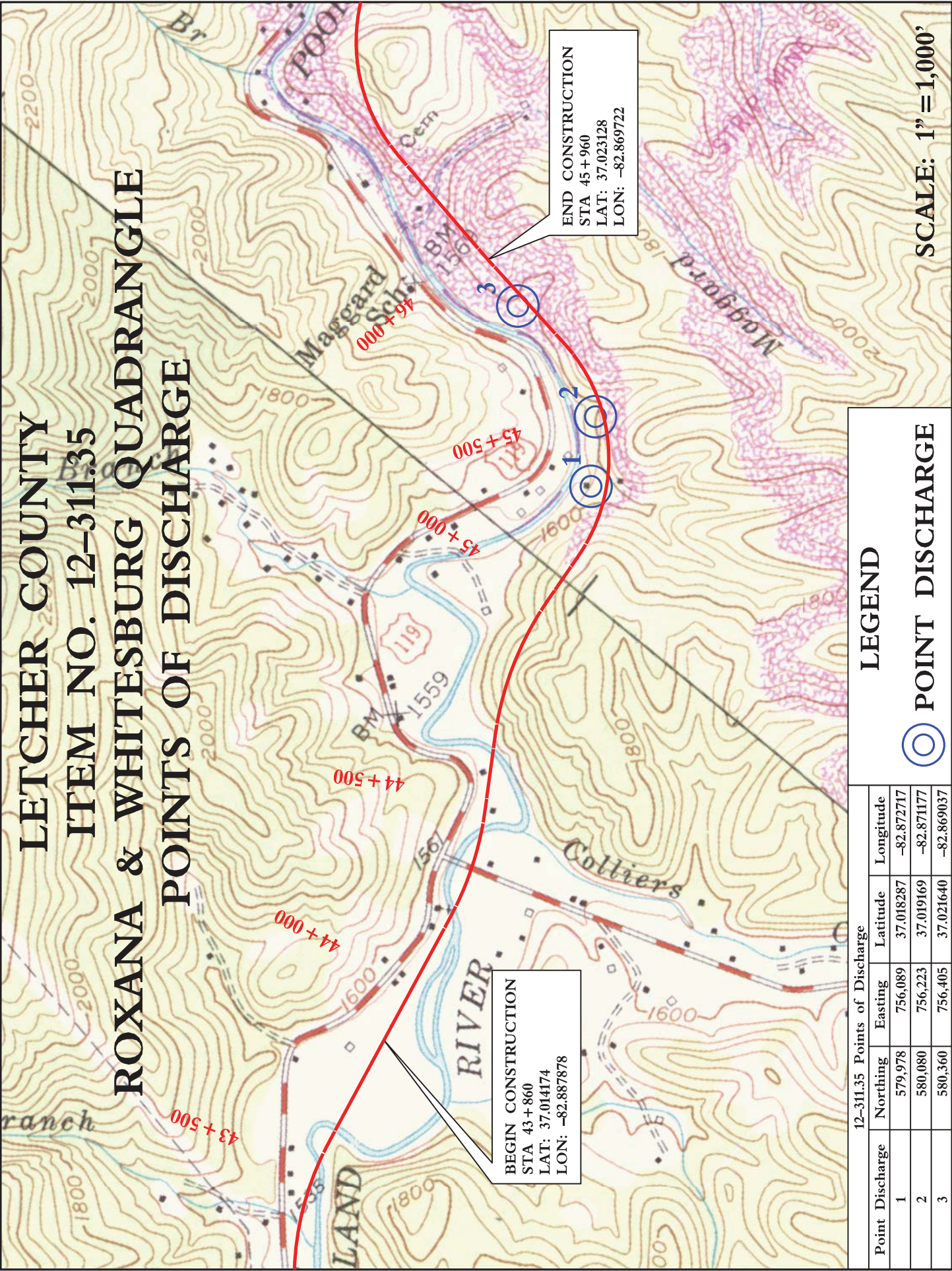
Provide the name, mailing address, telephone number and eMail address of the person who is responsible for the activity

**Signature:** Provide full name of the responsibility party. This will constitute a signature.

The NOI must be signed as follows:

**Corporation:** by a principal executive officer of at least the level of vice president  
**Partnership or sole proprietorship:** by a general partner or the proprietor respectively





Item No.	12 - 311.35	Project Mgr.	kytc\samuel.hale
		County	LETCHER
		Route	US-119
CAP #	Date of Promise	Promise made to:	Location of Promise
1		Alpha Natural Resources	
CAP Description			
SEE SPECIAL NOTE "DISRUPTION TO MINING OPERATIONS"			
2		Alpha Natural Resources	
CAP Description			
SEE SPECIAL NOTE "BLASTING NOTIFICATION"			
3		Project Manager	
CAP Description			
SEE SPECIAL NOTE FOR "ARCHITECTURAL TREATMENT OF BRIDGE BARRIERS"			



# *N O T I C E*

---

**DEPARTMENT OF THE ARMY  
CORPS OF ENGINEERS**

**LETTER OF PERMISSION (LOP)**

**LOP #200700705**

---

**PROJECT:** Letcher County (US-119), No. 12-0311.35  
Relocation

---

The Section 404 activities for this project have been permitted under the authority of the Department of the Army Letter of Permission Permit. In order for this authorization to be valid, the attached conditions must be followed. The contractor shall post a copy of this LOP Permit in a conspicuous location at the project site for the duration of construction and comply with the general conditions as required.

To more readily expedite construction, the contractor may elect to alter the design or perform the work in a manner different from what was originally proposed and specified. Prior to commencing such alternative work, the contractor shall obtain **written** permission from the Division of Construction and the Corps of Engineers. A copy of any request to the Corps of Engineers to alter this proposal and subsequent responses shall be forwarded to the Division of Environmental Analysis, DA Permit Coordinator, for office records and for informational purposes.



**DEPARTMENT OF THE ARMY**  
NASHVILLE DISTRICT, CORPS OF ENGINEERS  
3701 Bell Road  
NASHVILLE, TENNESSEE 37214

February 25, 2010

REPLY TO  
ATTENTION OF:

Regulatory Branch

SUBJECT: File No. 200700705, Kentucky Transportation Cabinet (KTC); Proposed U.S. Highway 119 Realignment between Maggard and Oven Fork in Letcher County, Kentucky

Mr. David Waldner  
Kentucky Transportation Cabinet  
200 Mero Street, 6th Floor  
Frankfort, Kentucky 40622

Dear Mr. Waldner:

Enclosed is the signed Department of the Army (DA) permit. Work must be performed in accordance with the plans and the information submitted in support of the permit application. A "Certification of Completed Work and Mitigation" is enclosed. The certification should be signed and then returned upon completion of the authorized work and mitigation.

As stated in the permit, five (5) sites (Sites 2, 6, 7, 9, and 16) are specifically authorized by this individual Department of the Army (DA) permit (IP). KTC would perform work at eleven (11) additional sites within the scope of work authorized under the DA's Nationwide Permits (NWP) 14 and 33. Copies of NWPs 14 and 33 and the NWP special conditions are attached for your convenience. Construction of a single span bridge at Site 4 would be performed without any discharge fills material into waters and would not require a DA permit.

Revised plans should be submitted if changes in the impact to waters of the U.S. are necessary. Deviations to the approved activities should not be made without first obtaining approval from this office.

Please contact me at (615) 369-7514 if you have any questions.

Sincerely,

A handwritten signature in black ink, appearing to read "Marty G. Tyree", is written over a horizontal line.

Marty G. Tyree  
Project Manager  
Operations Division



- 2 -

Enclosures

Copies Furnished:

Ms. Barbara Scott  
Kentucky Division of Water  
200 Fair Oaks  
Frankfort, KY 40601

Mr. Mike Hardin  
KDFWR  
#1 Sportsman's Lane  
Frankfort, KY 40601

OP-F/E

## DEPARTMENT OF THE ARMY PERMIT

**PERMITTEE:** Kentucky Transportation Cabinet (KTC)  
200 Mero Street, 6th Floor  
Frankfort, Kentucky 40622

**PERMIT NUMBER:** 200700946

**ISSUING OFFICE:** Nashville District Corps of Engineers

NOTE: The term you and its derivatives, as used in this permit, means the permittee or any future transferee. The term "this office" refers to the appropriate district or division office of the Corps of Engineers having jurisdiction over the permitted activity under the authority of the commanding officer.

You are authorized to perform work in accordance with the terms and conditions specified below.

**PROJECT DESCRIPTION:** The discharges of fill material into waters of the U.S. are associated with realignment of a 4.8-mile segment of U.S. Highway 119 identified by KTC Items 12-311.35, 12-311.36, and a portion of 12-311.77. The overall project purpose is to improve travel and safety through the area by widening driving lanes, establishing pull-off shoulders, and reduction of sharp curves. Discharges of fill material into waters of the U.S. would facilitate the construction of the highway improvements and the deposition of excess material generated from the construction.

Seventeen (17) stream locations have been identified along the 4.8-mile segment of U.S. Highway 119 between the communities of Maggard and Oven Fork in Letcher County, Kentucky. Waterways impacted include Poor Fork Cumberland River, Joe Day Branch, Roberts Branch, Maggard Branch and unnamed tributaries. Fourteen (14) wetland areas totaling 4.660 acres would also be impacted.

Five (5) sites (Sites 2, 6, 7, 9, and 16) are specifically authorized by this individual Department of the Army (DA) permit (IP). KTC would perform work at eleven (11) additional sites within the scope of work authorized under the DA's Nationwide Permits (NWP) 14 and 33. Copies of NWPs 14 and 33 and the NWP special conditions are attached. Construction of a single span bridge at Site 4 would be performed without any discharge fills material into waters and would not require a DA permit. A summary of the authorized impacts is attached to the permit.

**MITIGATION SUMMARY:** A \$5,253,220.65 payment to the Kentucky Department of Fish and Wildlife Resources In-Lieu-Fee (ILF) program is proposed as compensatory mitigation.

FEB 24 2010

**LOCATION:** The discharges of fill material into waters of the U.S. would occur along a 4.8-mile segment of U.S. Highway 119 between the communities of Maggard and Oven Fork in Letcher County, Kentucky. The project is on the Whitesburg and Roxana quadrangle maps near Latitude 37°-01'-04", Longitude 82°-52'-21".

### **PERMIT CONDITIONS**

#### **GENERAL CONDITIONS:**

1. The time limit for completing the work authorized ends on **February 10, 2015**. If you find that you need more time to complete the authorized activity, submit your request for a time extension to this office for consideration at least one month before the above date is reached.
2. You must maintain the activity authorized by this permit in good condition and in conformance with the terms and conditions of this permit. You are not relieved of this requirement if you abandon the permitted activity, although you must make a good faith transfer to a third party in compliance with General Condition 4 below. Should you wish to cease to maintain the authorized activity, or should you desire to abandon it without a good faith transfer, you may obtain a modification of this permit from this office, which may require restoration of the area.
3. If you discover any previously unknown historic or archaeological remains while accomplishing the activity authorized by this permit, you must immediately notify this office of what you have found. We will initiate the Federal and state coordination required to determine if the remains warrant a recovery effort or if the site is eligible for listing in the National Register of Historic Places.
4. If you sell the property associated with this permit, you must obtain the signature of the new owner in the space provided and forward a copy of the permit to this office to validate the transfer of this authorization.
5. If a conditioned water quality certification has been issued for your project, you must comply with the conditions specified in the certification as special conditions to this permit.
6. You must allow representatives from this office to inspect the authorized activity at any time deemed necessary to ensure that it is being or has been accomplished in accordance with the terms and conditions of your permit.
7. The permittee understands and agrees that, if future operations by the United States require the removal, relocation, or other alteration, of the structure or work herein authorized, or if, in the opinion of the Secretary of the Army or his authorized representative, said structure or work shall cause unreasonable obstruction to the free navigation of the navigable waters, the permittee will be required, upon due notice from the Corps of Engineers, to remove, relocate, or alter the structural work or obstructions caused thereby, without expense to the United States. No claim shall be made against the United States on account of any such removal or alteration.

**SPECIAL CONDITIONS:** (SEE CONTINUATION SHEET 1, SPECIAL CONDITIONS)



**FURTHER INFORMATION:**

1. Congressional Authorities: You have been authorized to undertake the activity described above pursuant to:

( ) Section 10 of the Rivers and Harbors Act of 1899 (33 U.S.C. 403).

(X) Section 404 of the Clean Water Act (33 U.S.C. 1344)

( ) Section 103 of the Marine Protection, Research, and Sanctuaries Act of 1972 (33 U.S.C. 1413)

2. Limits of this authorization.

a. This permit does not obviate the need to obtain other Federal, state or local authorizations required by law.

b. This permit does not grant any property rights or exclusive privileges.

c. This permit does not authorize any injury to the property or rights of others.

d. This permit does not authorize interference with any existing or proposed Federal project.

3. Limits of Federal Liability. In issuing this permit, the Federal Government does not assume any liability for the following:

a. Damages to the permitted project or uses thereof as a result of other permitted or unpermitted activities or from natural causes.

b. Damages to the permitted project or uses thereof as a result of current or future activities undertaken by or on behalf of the United States in the public interest.

c. Damages to persons, property, or to other permitted or unpermitted activities or structures caused by the activity authorized by this permit.

d. Design or construction deficiencies associated with the permitted work.

e. Damage claims associated with any future modification, suspension, or revocation of this permit.

4. Reliance on Applicant's Data: The determination of this office that issuance of this permit is not contrary to the public interest was made in reliance on the information you provided.

5. Reevaluation of Permit Decision. This office may reevaluate its decision on this permit at any time the circumstances warrant. Circumstances that could require a reevaluation include, but are not limited to, the following:

a. You fail to comply with the terms and conditions of this permit.

b. The information provided by you in support of your permit application proves to have been false, incomplete, or inaccurate (see 4 above).

c. Significant new information surfaces which this office did not consider in reaching the original public interest decision.

Such a reevaluation may result in a determination that it is appropriate to use the suspension, modification, and revocation procedures contained in 33 CFR 325.7 or enforcement procedures such as those contained in 33 CFR 326.4 and 326.5. The referenced enforcement procedures provide for the issuance of an administrative order requiring you to comply with the terms and conditions of your permit and for the initiation of legal action where appropriate. You will be required to pay for any corrective measures ordered by this office, and if you fail to comply with such directive, this office may in certain situations (such as this specified in 33 CFR 209.170) accomplish the corrective measures by contract or otherwise and bill you for the cost.

6. Extensions. General condition 1 establishes a time limit for the completion of the activity authorized by this permit. Unless there are circumstances requiring either a prompt completion of the authorized activity or a reevaluation of the public interest decision, the Corps will normally give favorable consideration to a request for an extension of this time limit.

Your signature below, as permittee, indicates that you accept and agree to comply with the terms and conditions of this permit.

David M. Waldner  
(PERMITTEE)

2/19/10  
(DATE)

This permit becomes effective when the Federal official, designated to act for the Secretary of the Army, has signed below.

Anthony P. Mitchell, LTC, Corps of Engineers  
(DISTRICT ENGINEER)

2/25/10  
(DATE)

By: Marty G. Tyree  
Marty G. Tyree,  
Project Manager  
Operations Division

When the structures or work authorized by this permit are still in existence at the time the property is transferred, the terms and conditions of this permit will continue to be binding on the new owner(s) of the property. To validate the transfer of this permit and the associated liabilities associated with compliance with its terms and conditions, have the transferee sign and date below.

\_\_\_\_\_  
(TRANSFEREE)

\_\_\_\_\_  
(DATE)



## CONTINUATION SHEET 1, SPECIAL CONDITIONS

1. A copy of the permit must be available at the site and all contractors must abide by the permit conditions.
2. The work must be in accordance with the site plans and mitigation plans attached to this permit and the information submitted in support of the permit application. Upon completion of the project, the applicant must certify that the work authorized under the permit and the required mitigation was done in accordance with the DA authorization, including any general or special conditions.
3. The discharge will consist of suitable material free from toxic pollutants in toxic amounts.
4. A strict erosion and sediment control program must be instituted and maintained for the life of the project. Disturbance to riparian vegetation, particularly woody species, must be kept to a minimum during construction. Adequate erosion and sediment controls measure including entrenched silt fencing, temporary seeding and mulching, and staked straw or hay bales shall be installed and maintained around all disturbed earthen areas until those areas are stabilized and revegetated. Disturbed areas must be properly seeded, ripped, or otherwise stabilized as soon as practicable to prevent material from eroding into any waters or wetlands.
5. Temporary fills that may be required in waters of the U.S. shall consist of non-erodible materials. Temporary fills must be completely removed from the waterway upon completion of the work and preconstruction contour must be reestablished.
6. Work in and along streams shall be accomplished during low flow periods to minimize stream impacts. Appropriate measures shall be taken to maintain near normal downstream flow throughout the construction phase.
7. Unless authorized by this or other DA permit, excess materials associated with the project or mitigation shall be disposed of in an upland area. No material shall be disposed of in waters of the U.S. including wetlands except for the filling authorized by the permit.
8. Crossings shall be designed and constructed to accommodate high flow conditions.
9. Culvert inverts must be placed level with or below the existing substrate to avoid restrictions to low flows and to prevent restriction to aquatic organism movement within the stream channel.
10. A plug shall remain intact to separate the new and existing channels during the construction of the new channel. Water shall not be released through the new channel until it has been completed and stabilized.
11. The stream and wetland impacts shall be mitigated by payments totaling \$5,253,220.65 into the Kentucky Department for Fish and Wildlife Resources (KDFWR) In-Lieu-Fee (ILF) program. A portion of the ILF payment may be substituted with preservation credits available at the Sinking Creek parcel in Laurel County, Kentucky once the credits are documented and approved by the KDOW and USACE. A copy of the receipts for the ILF payments must be provided to this

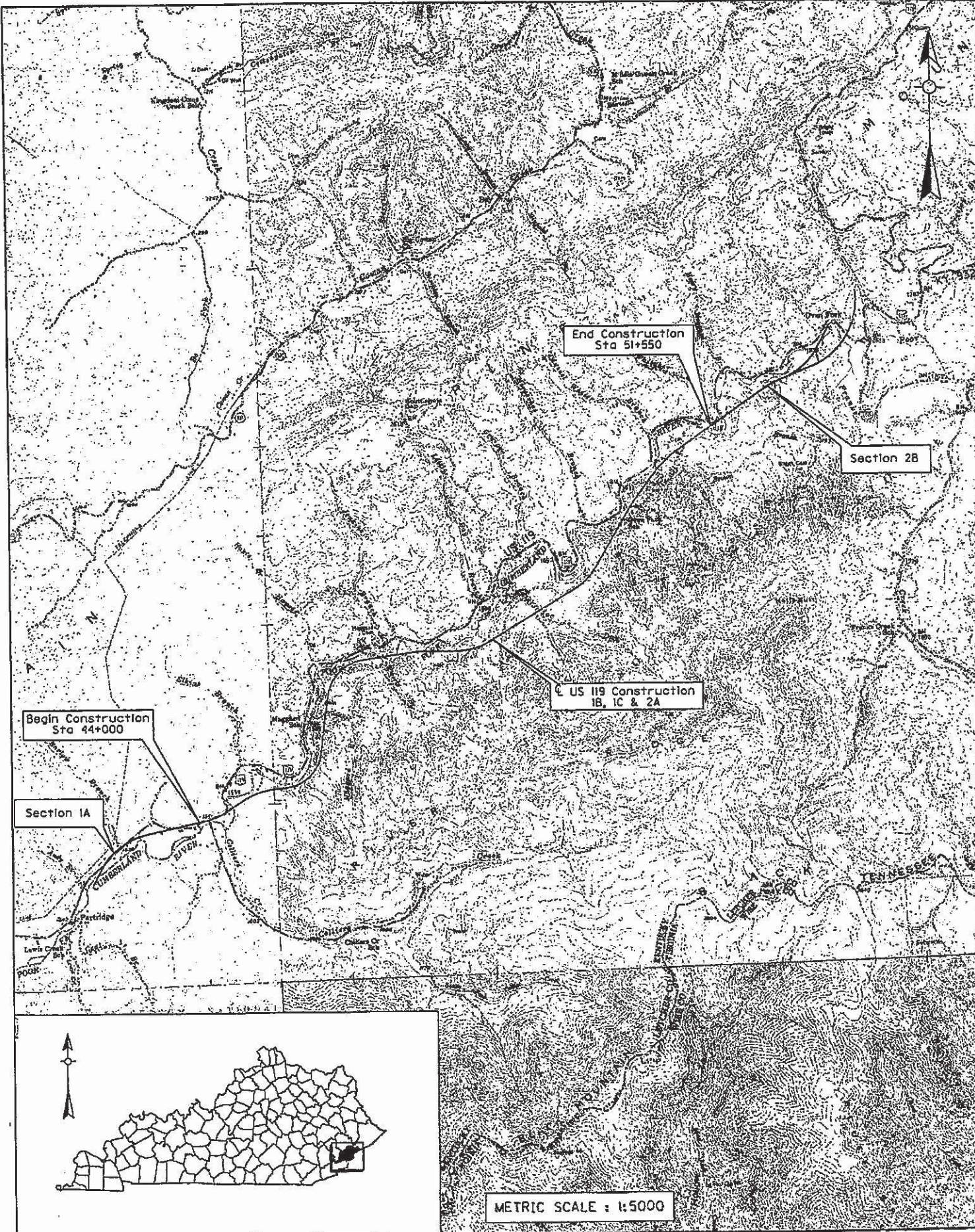
office when the payment(s) has been made. Payment(s) can be paid incrementally in conjunction with the construction sections outlined by in the attached ILF table. A status letter shall be submitted to this office by December 31 of each year identifying the extent of the permitted work that has commenced and verification of the corresponding ILF payment(s). The payment(s) must be made in a timely manner, prior or concurrent with commencement of the permitted activities.

12. This permit does not authorize you to take any endangered species. In order to legally take a listed species, you must have separate authorization under the Endangered Species Act (ESA) (e.g., an ESA Section 10 permit, or a Biological Opinion (BO) under ESA Section 7, with "incidental take" provisions with which you must comply). The enclosed BO contains mandatory terms and conditions to implement the reasonable and prudent measures that are associated with "incidental take" specified in the BO. Your authorization under this permit is conditional upon your compliance with all of the mandatory terms and conditions associated with incidental take of the BO, which terms and conditions are incorporated by reference in this permit. Failure to comply with the terms and conditions associated with incidental take of the BO, where a take of the listed species occurs, would constitute an unauthorized take, and it would also constitute non-compliance with the NWP. The USFWS is the appropriate authority to determine compliance with the terms and conditions of its BO, and with the ESA.

13. You must allow representatives from this office to inspect the authorized activity at any time deemed necessary to ensure that it is being or has been accomplished in accordance with the terms and conditions of your permit.

14. Excess materials associated with the project shall be disposed of in an upland area. No material shall be disposed of in waters of the U.S. except for the filling authorized by the permit.





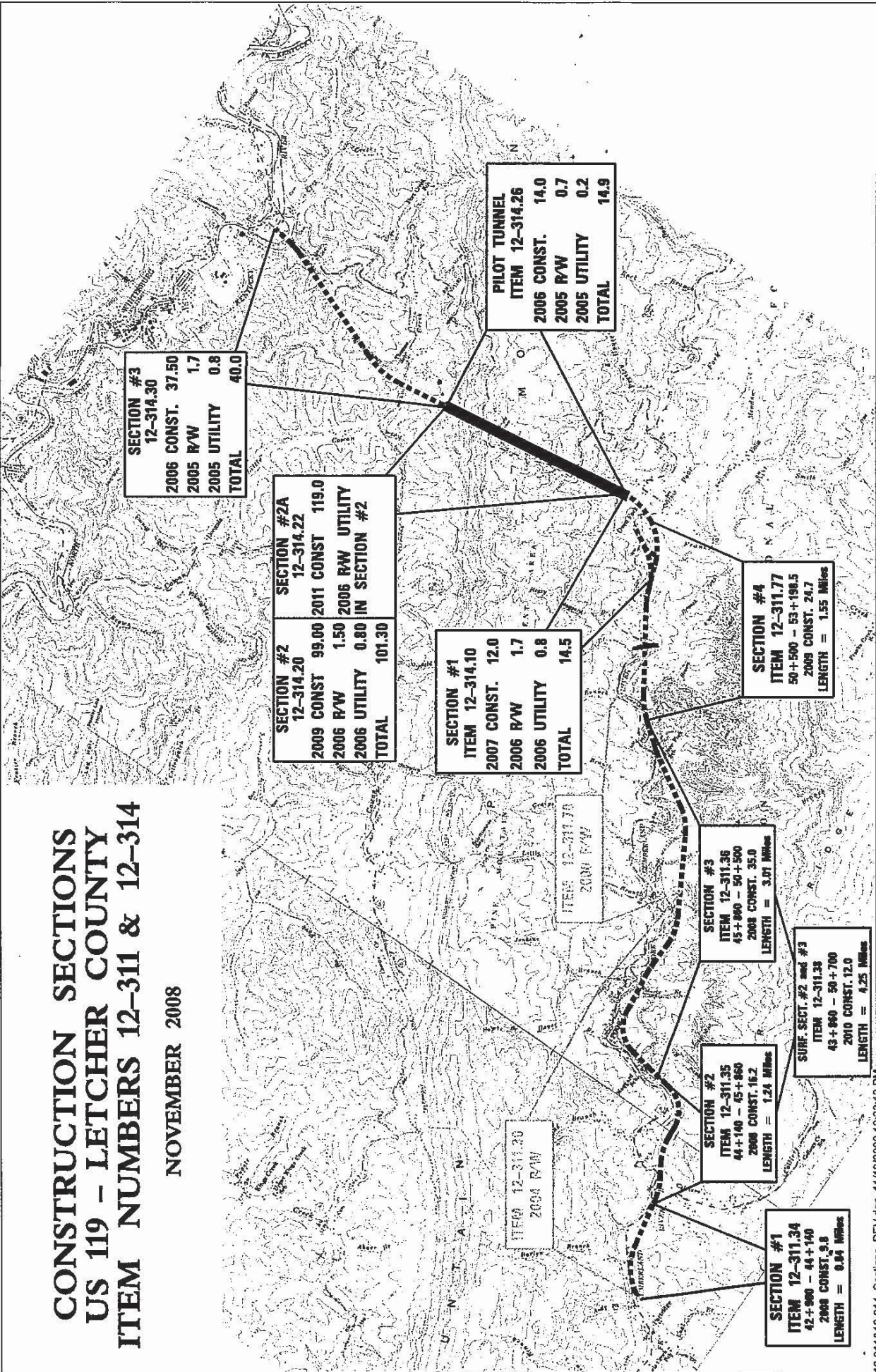
Kentucky Transportation	PROJECT: US 119 Reconstruction (Sections 1B, 1C, 2A)			STREAM: Pear Park Cumberland River	
	COUNTY: LETCHER	STATE: KENTUCKY	NEAR: Over Fork	[TEM: 12-311.35, .36, .73]	

FEB 03 2010

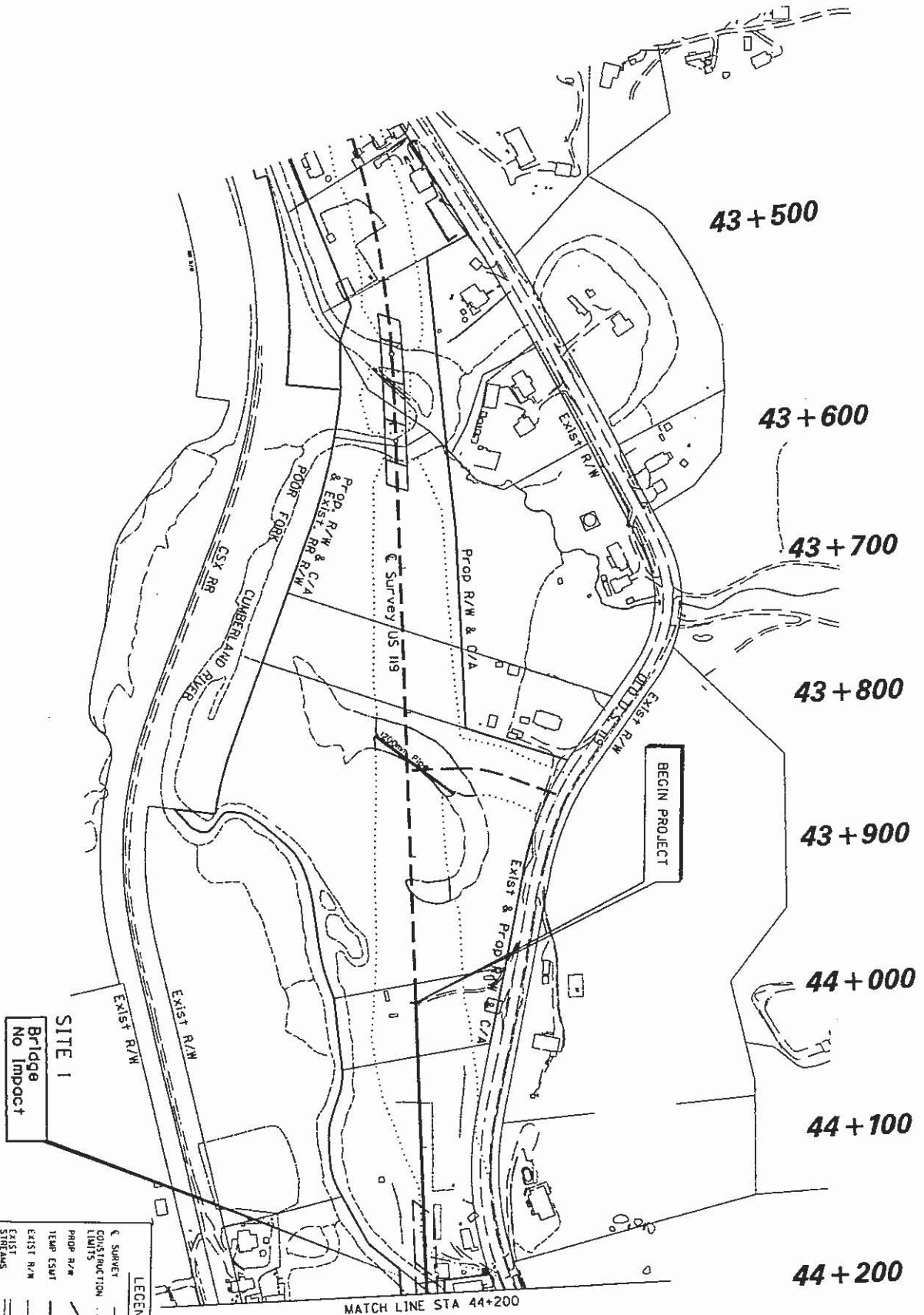


CONSTRUCTION SECTIONS  
US 119 - LETCHER COUNTY  
ITEM NUMBERS 12-311 & 12-314

NOVEMBER 2008



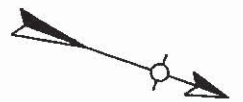
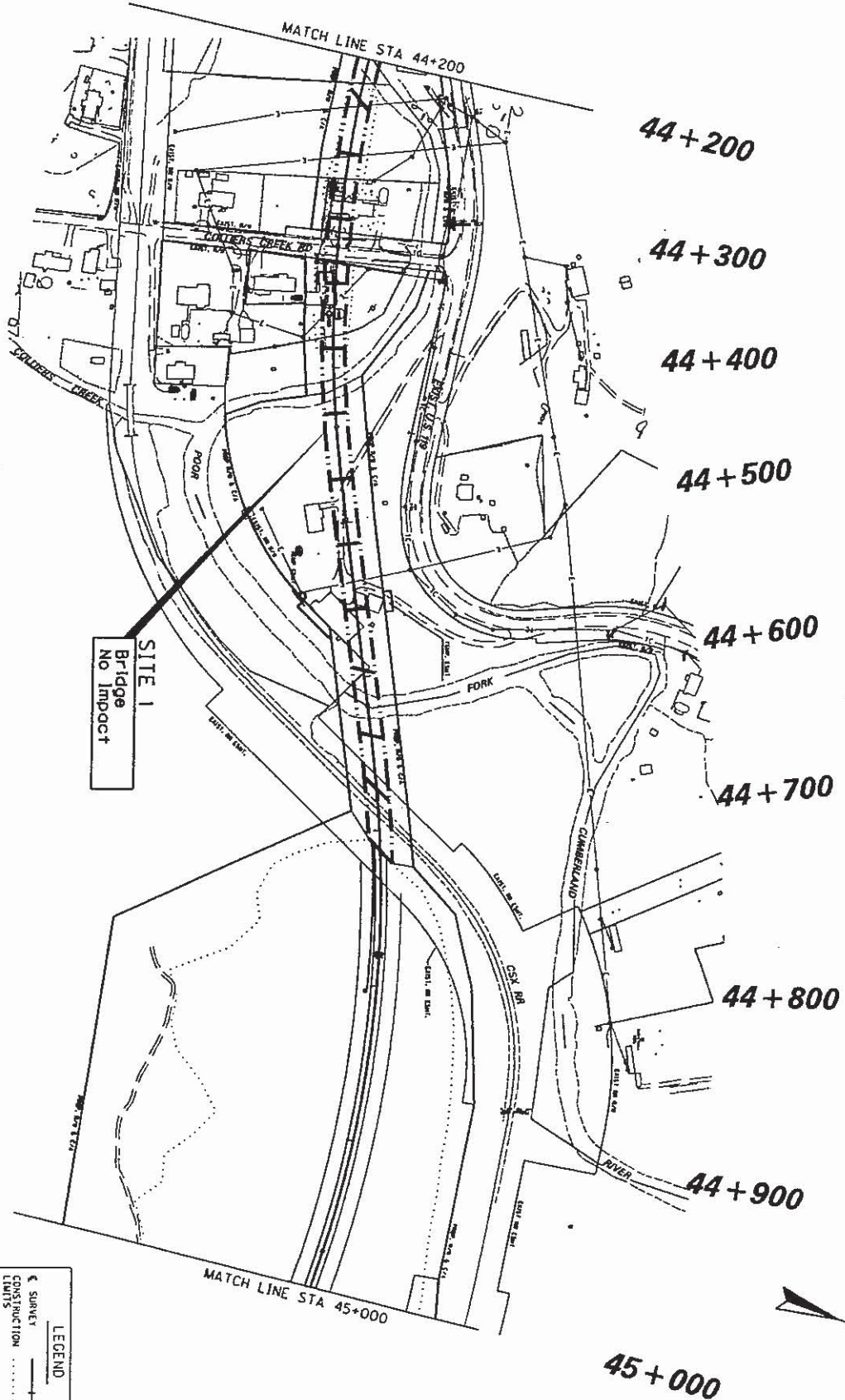




**SITE 1**  
Bridge  
No Impact

LEGEND
— SURVEY LIMITS
— PROPOSED R/W
— EXISTING R/W
— EXISTING C/A
— EXISTING R/W
— EXISTING C/A
— EXISTING STREAM
— EXISTING IMPACT
— TREES/SHRUBS
— DRAINAGE DITCH
— WETLAND

METRIC SCALE  
1:4000

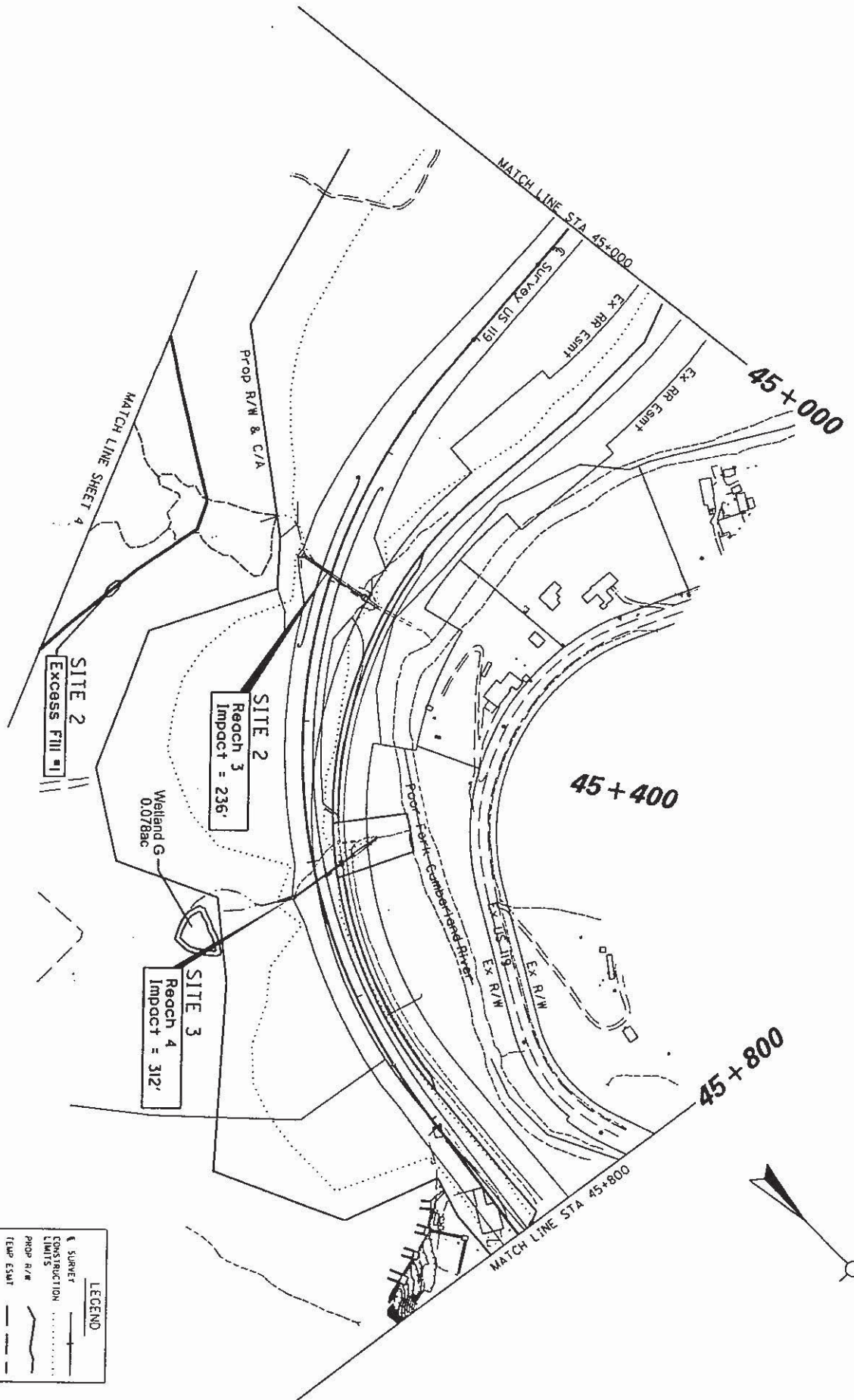


LEGEND

- SURVEY
- CONSTRUCTION
- LIMITS
- PROP. R/W
- TEMP. ESWT
- EXIST. R/W
- EXIST. STREAMS
- STREAM IMPACT
- TREES/SHRUBS
- DRAINAGE DITCH
- WETLAND

METRIC SCALE  
1:4000

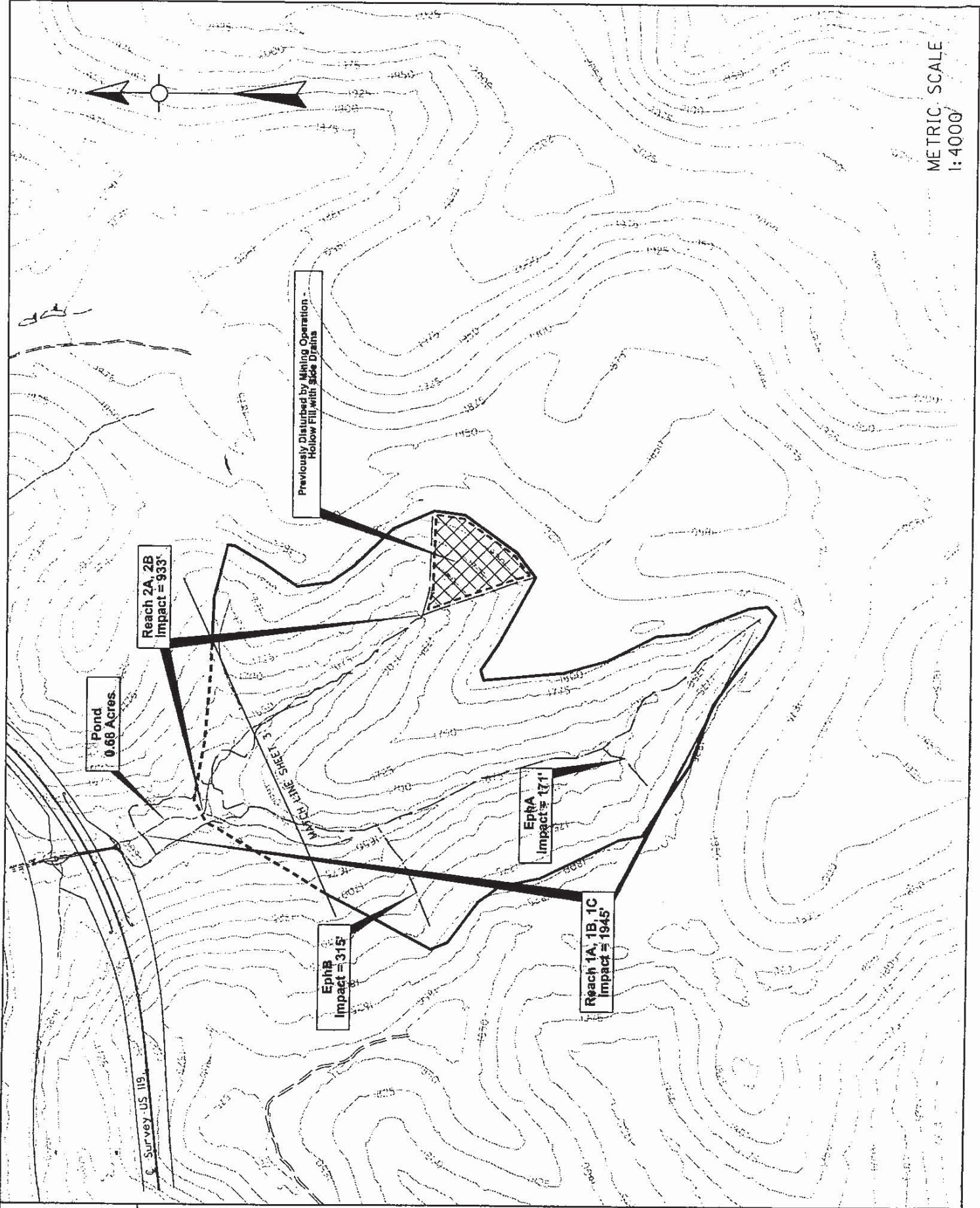




LEGEND

- EX SURVEY LIMITS
- CONSTRUCTION LIMITS
- PROP R/W
- TEMP ESMIT
- EXIST R/W
- EXIST
- STREAM
- STREAM IMPACT
- TREES/SHRUBS
- DRAINAGE DITCH
- WETLAND

METRIC SCALE  
1:4000

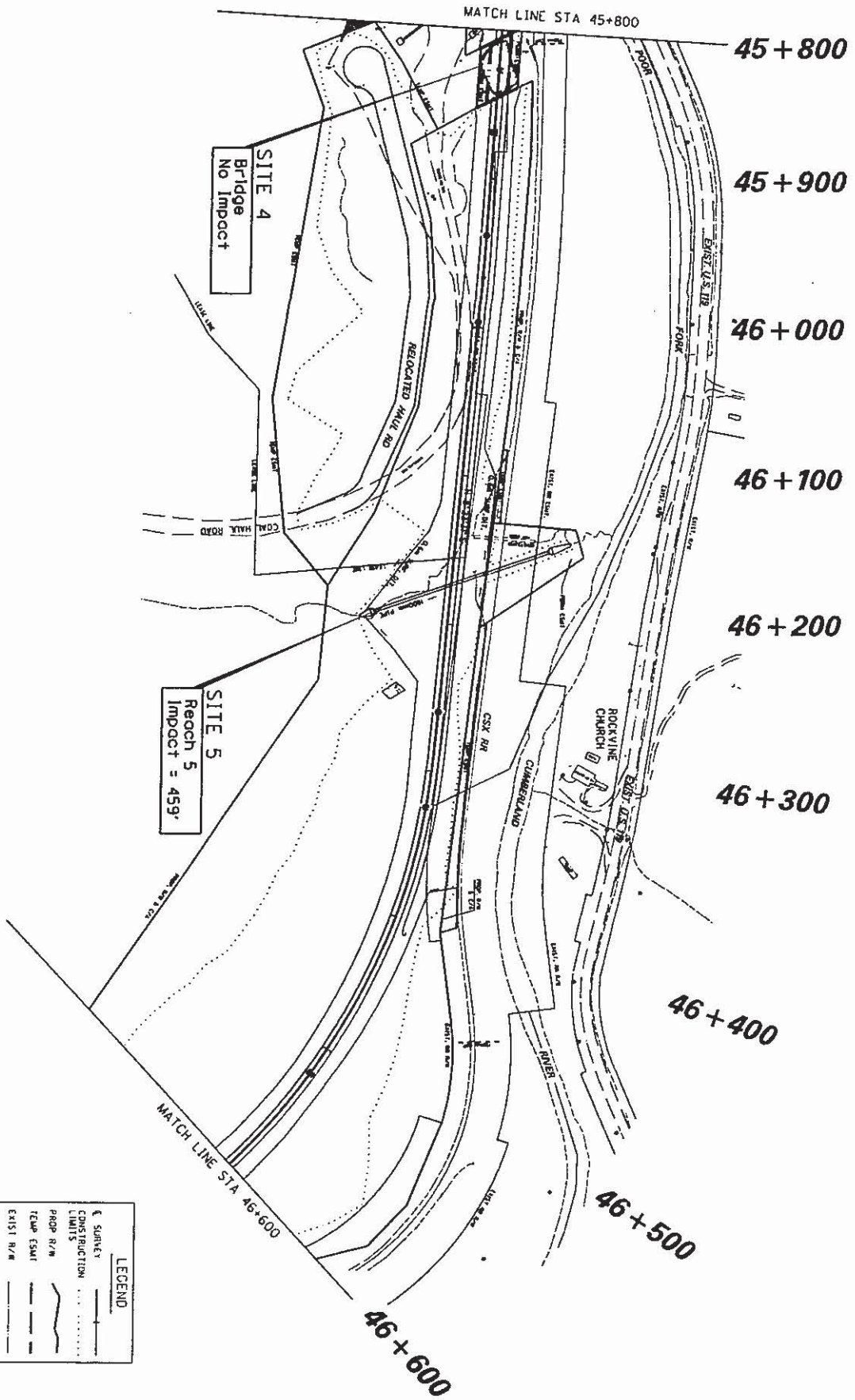


METRIC SCALE  
1:4000

Kentucky Transportation	PROJECT: US 119 RIGHT STA 45+295.6		STREAM: UT to Poor Fork Cumberland River	
	COUNTY: LETCHER	STATE: KENTUCKY	IMPACT SITE 2 (Excess Fill Site #1)	ITEM: 12-311.35, .36, .73    PLAN SHEET 4



STREAM: Poor Fork & Maggard Branch



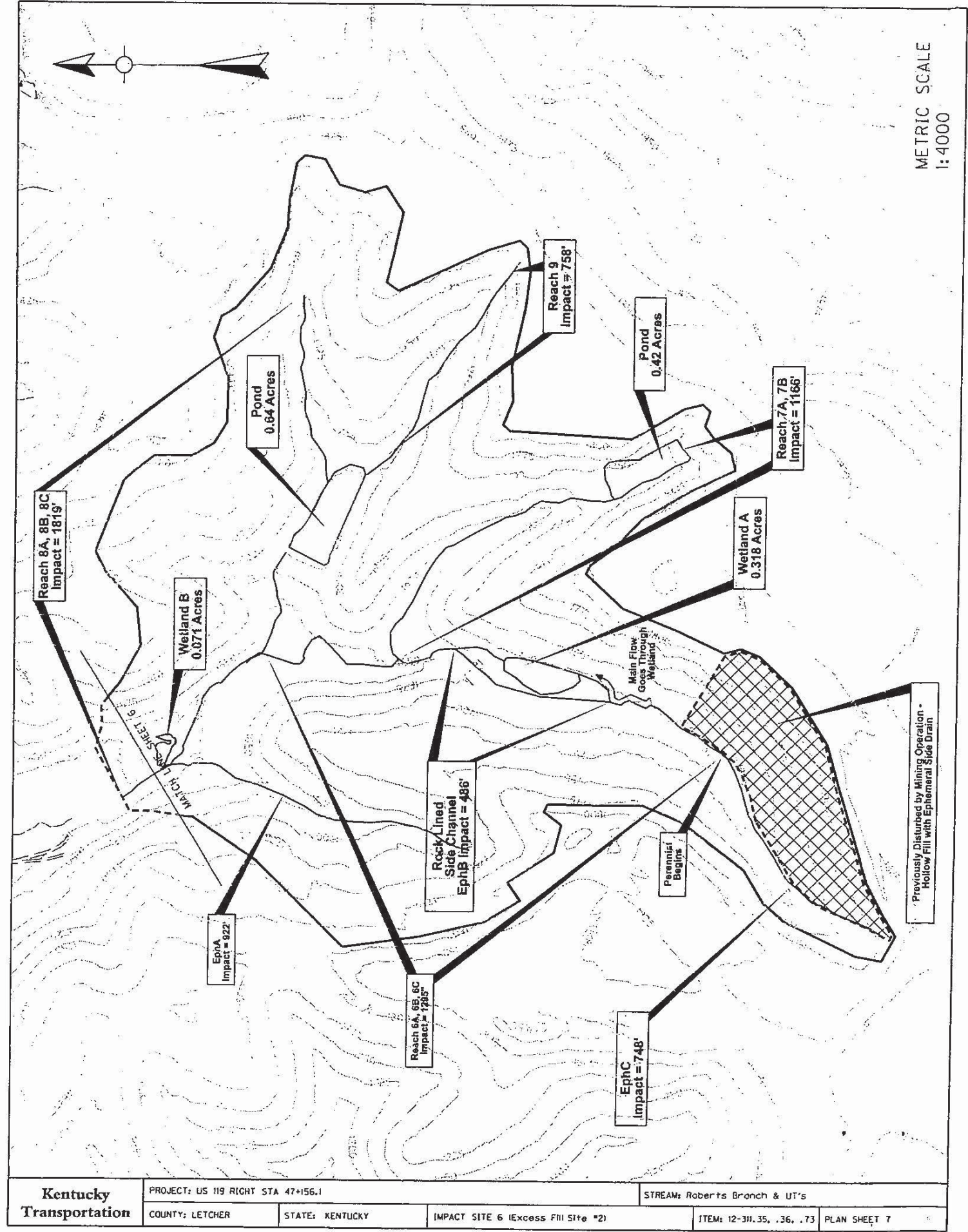
LEGEND

EXIST. ROAD	---
NEW ROAD	---
PROPOSED R/W	---
TEMP. ESWT	---
EXIST. R/W	---
EXIST. STREAM	---
NEW STREAM	---
STREAM IMPACT	---
TREES/SHRUBS	---
DRAINAGE DITCH	---
WETLAND	---

METRIC SCALE  
1:4000





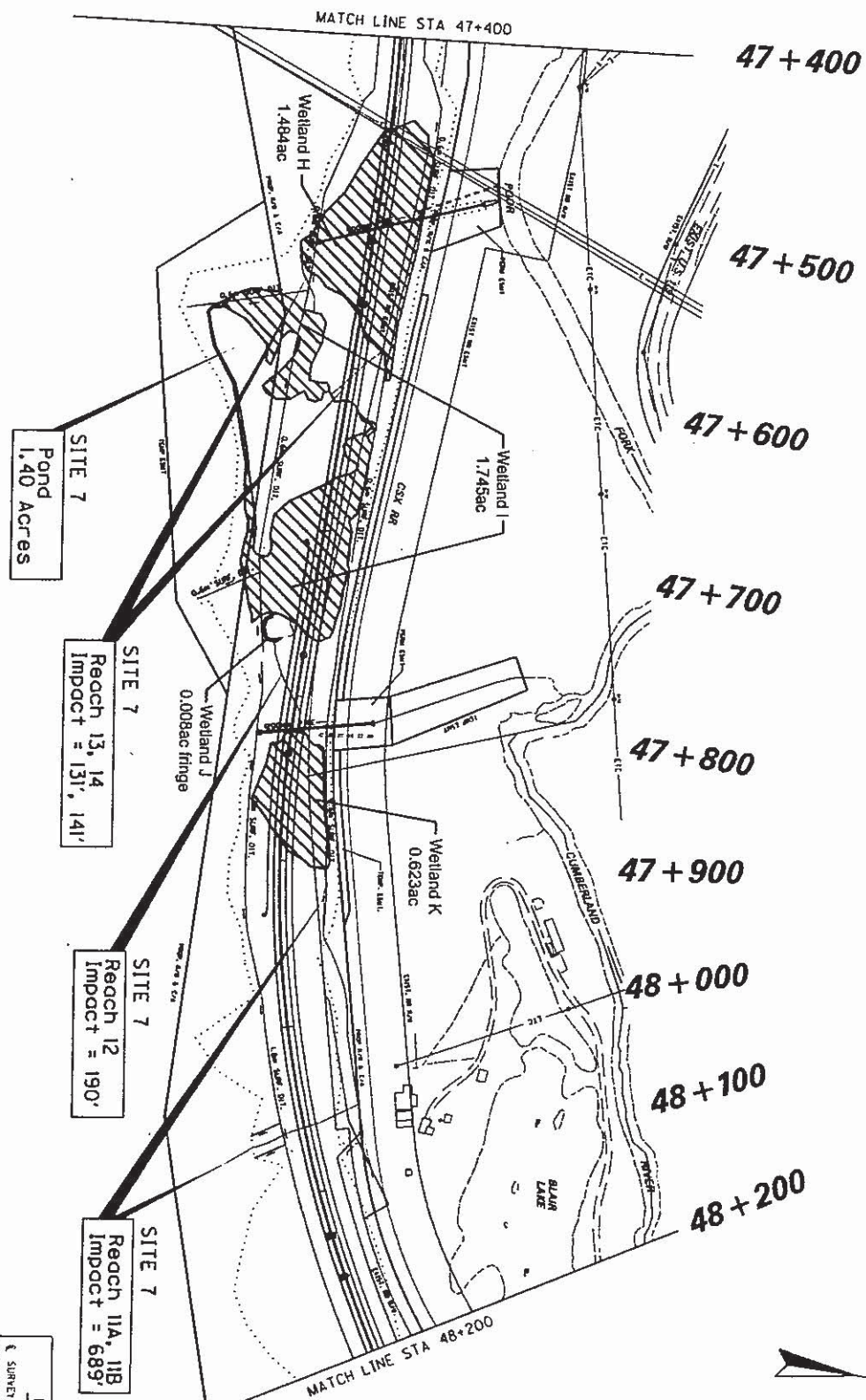


Kentucky Transportation	PROJECT: US 119 RIGHT STA 47+156.1			STREAM: Roberts Branch & UT's		
	COUNTY: LETCHER	STATE: KENTUCKY	IMPACT SITE 6 (Excess Fill Site #2)	ITEM: 12-311.35, .36, .73	PLAN SHEET 7	



PROJECT: US 119 STA 47+400 TO 48+200

STREAM: Poor Fork Cumberland River



**LEGEND**

- SURVEY
- CONSTRUCTION
- LIMITS
- PROP. R/W
- TEMP. ES&UT
- EXIST. R/W
- EXIST. STREAMS
- STREAM IMPACT
- TREES/SHRUBS
- DRAINAGE DITCH
- WETLAND

**METRIC SCALE**  
1:4000

COUNTY: LETCHER

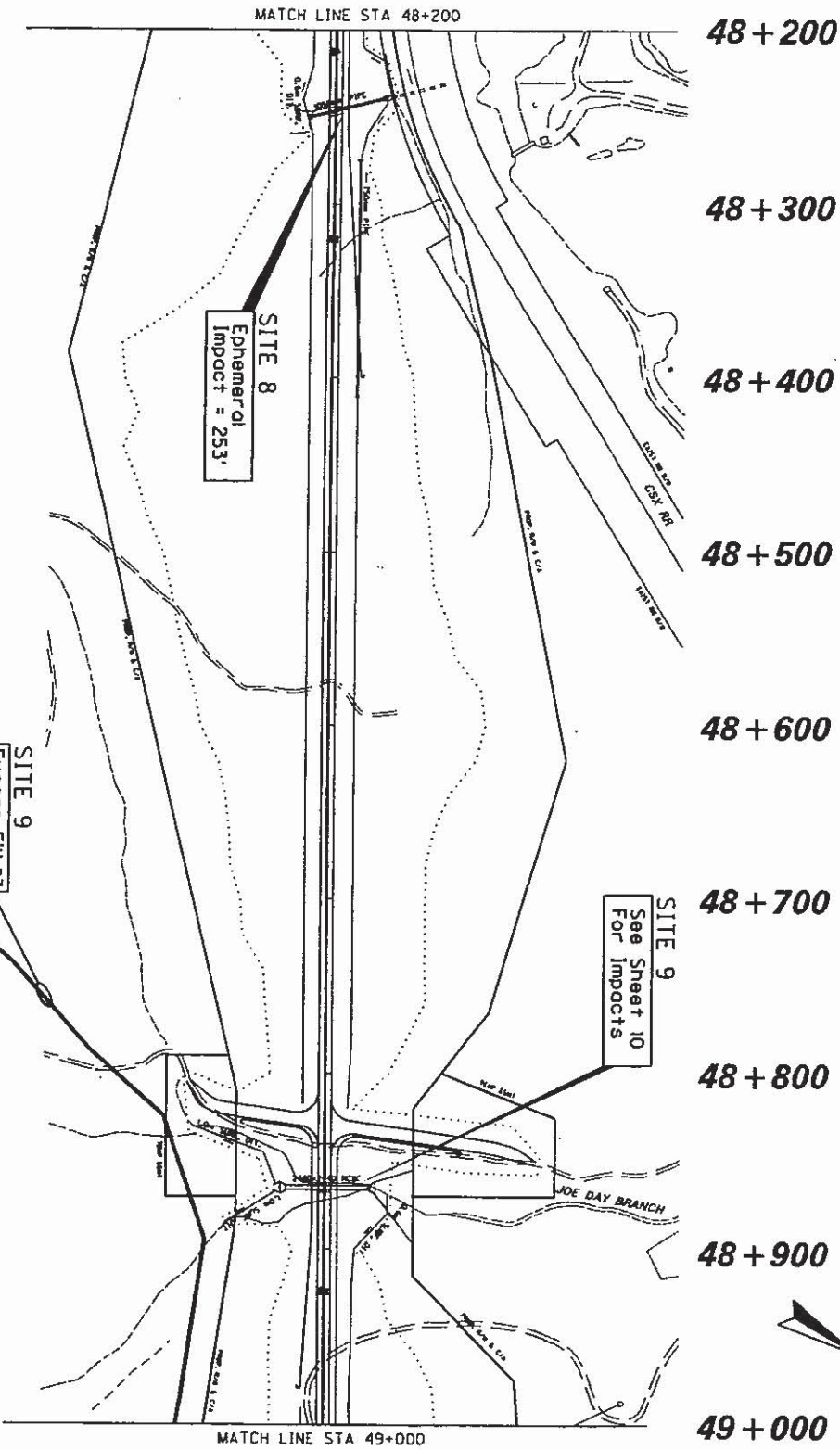
STATE: KENTUCKY

IMPACT SITES 8 & 9

ITEM: 12-311, 35, .36, .73

STREAM: Poor Fork & Joe Day Branch

APD 1191 (038)

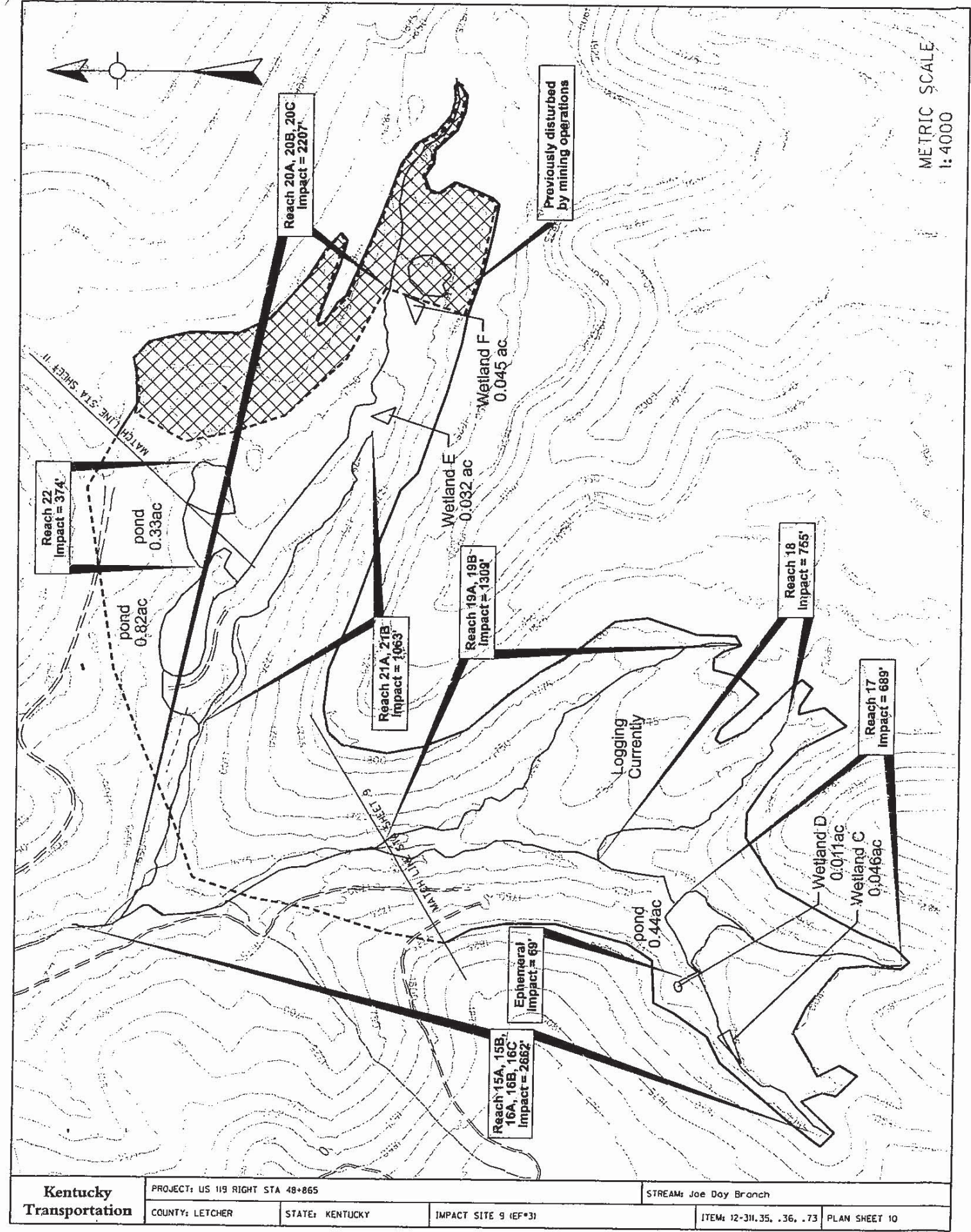


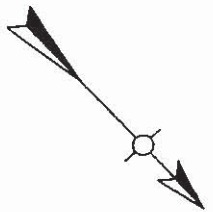
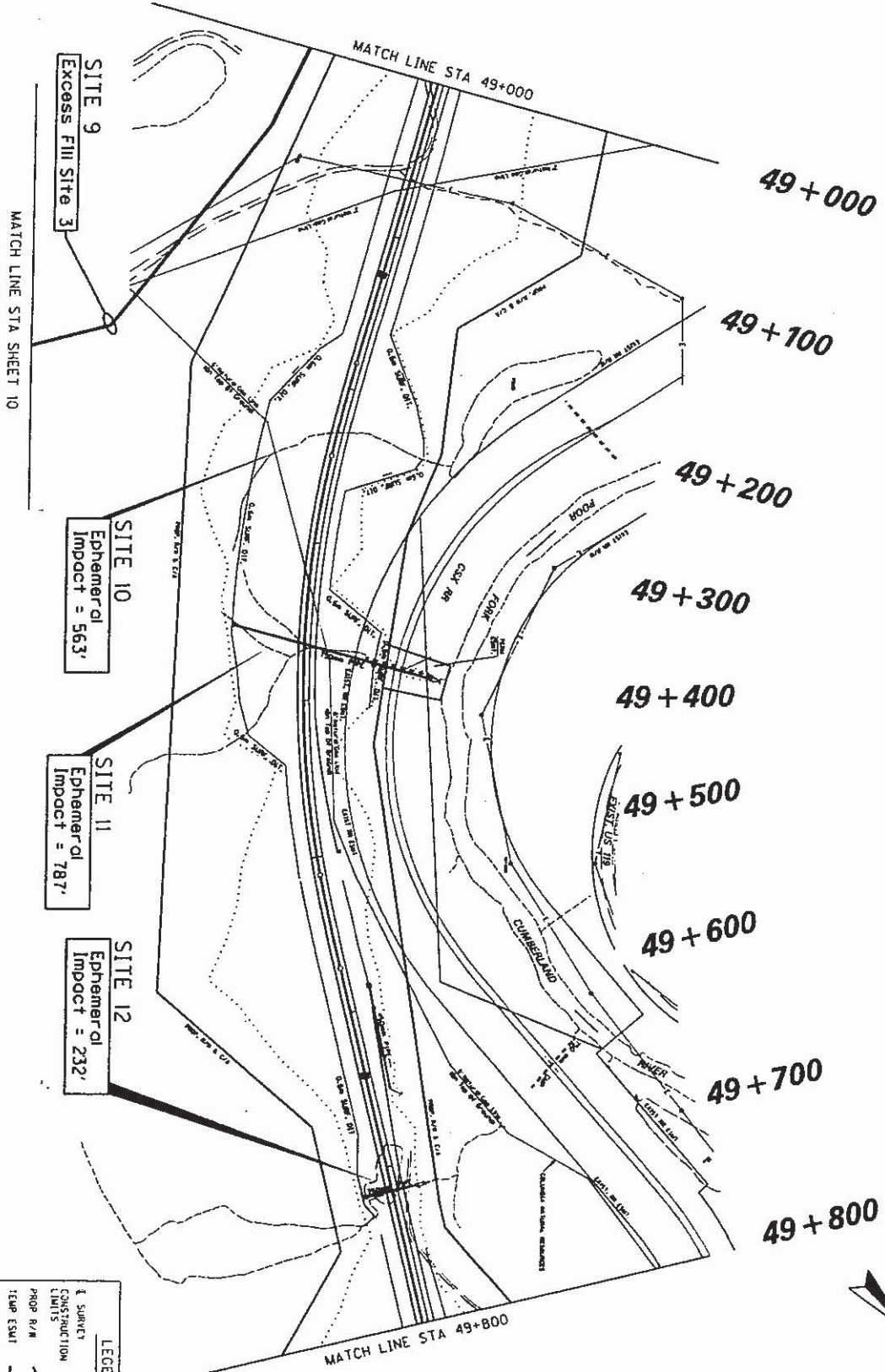
MATCH LINE STA SHEET 10

LEGEND	
§ SURVEY LIMITS	---
CONSTRUCTION	---
PROP. R/W	---
TEMP. ESM	---
EXIST. R/W	---
EXIST. STREAMS	---
STREAM IMPACT	---
TREES/SHRUBS	---
DRAINAGE DITCH	---
WETLAND	---

METRIC SCALE  
1:4000





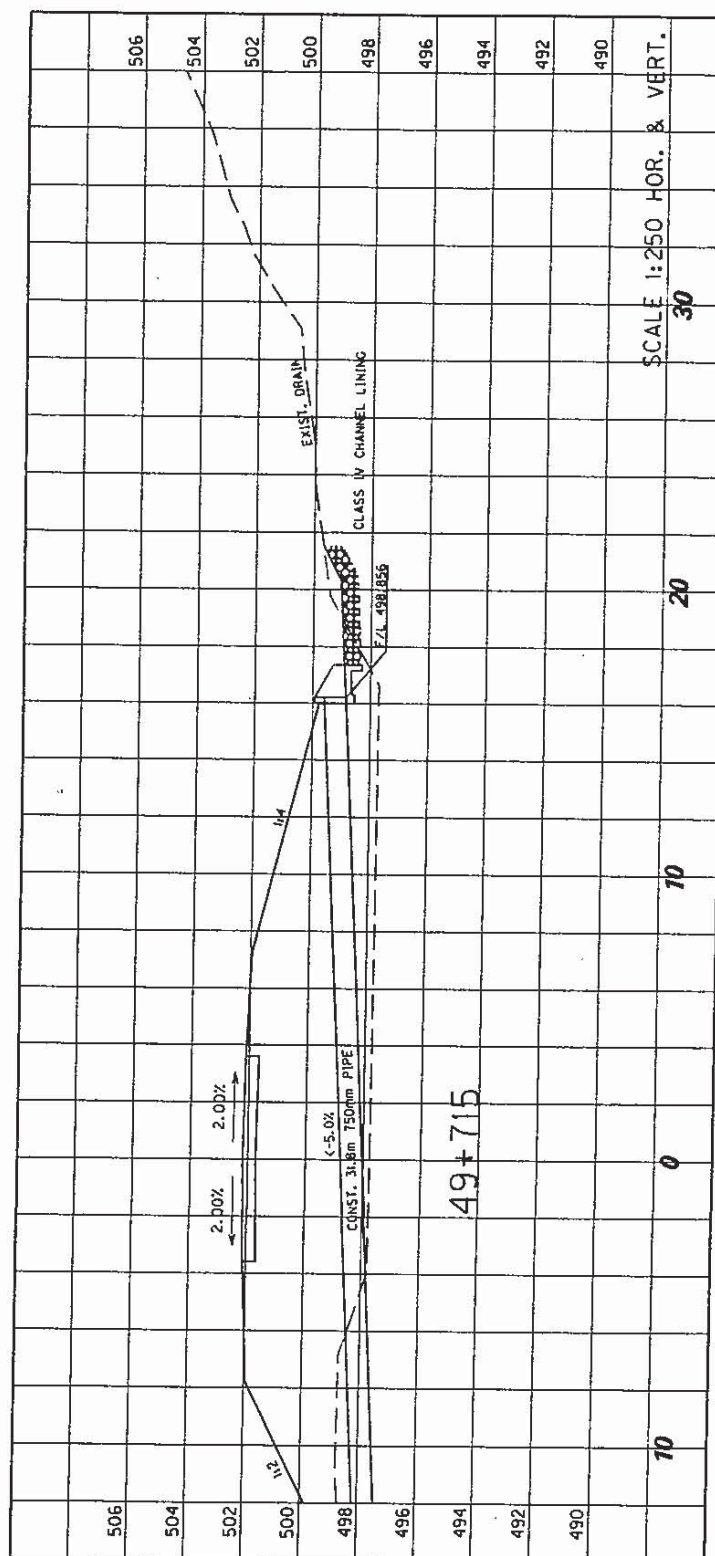



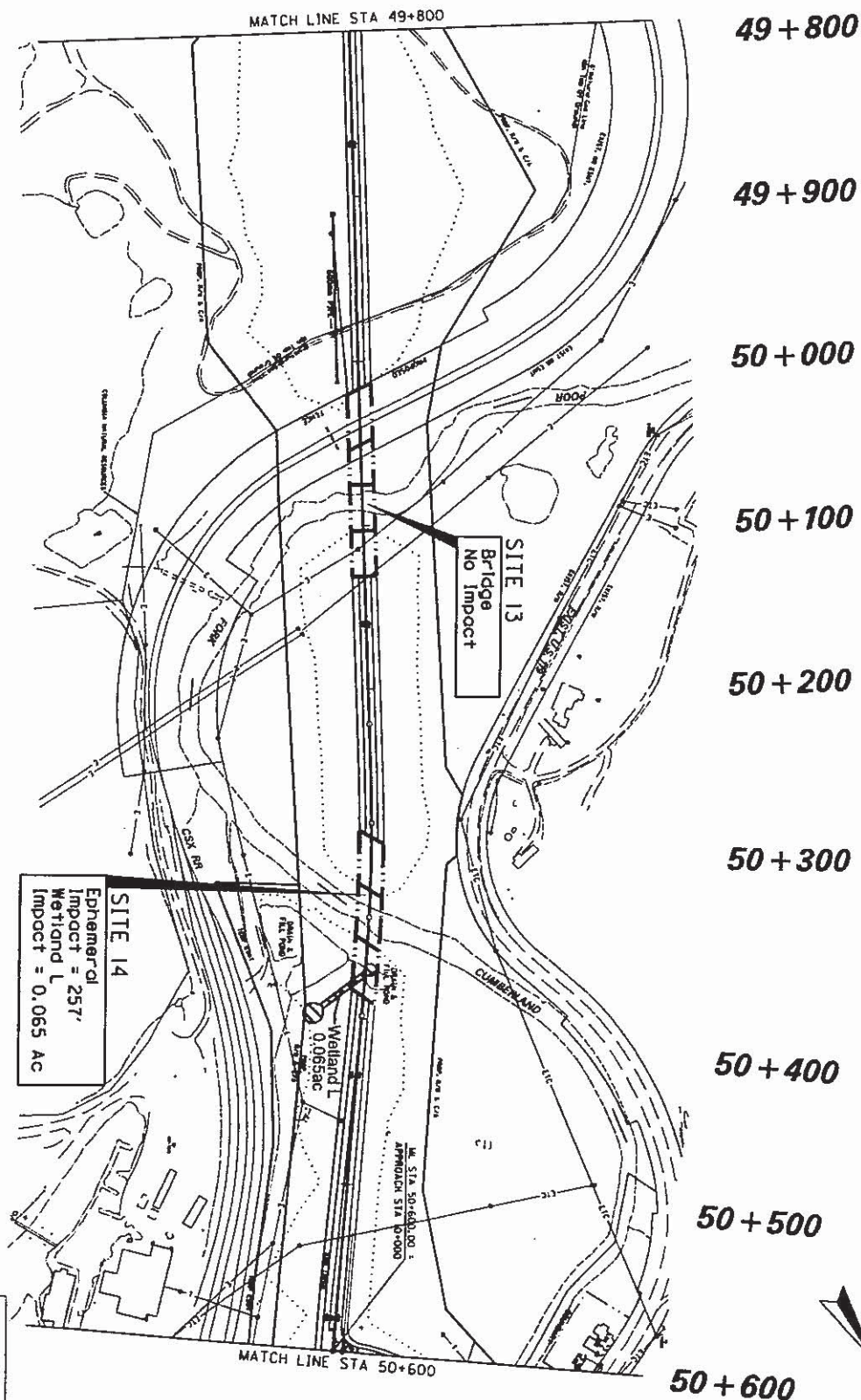
LEGEND

- SURVEY
- CONSTRUCTION
- LIMITS
- PROP. R/W
- TEMP. ESM
- EXIST. R/W
- EXIST. STREAMS
- STREAM IMPACT
- TREES/SYMBIOS
- DRAINAGE DITCH
- MET. AND

METRIC SCALE  
1:4000







Kentucky  
Transportation

PROJECT: US 119 STA 50+600 TO 51+400

STREAM: Poor Fork & Brown Branch

COUNTY: LETCHER

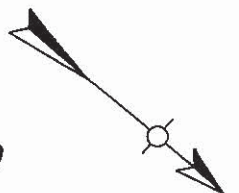
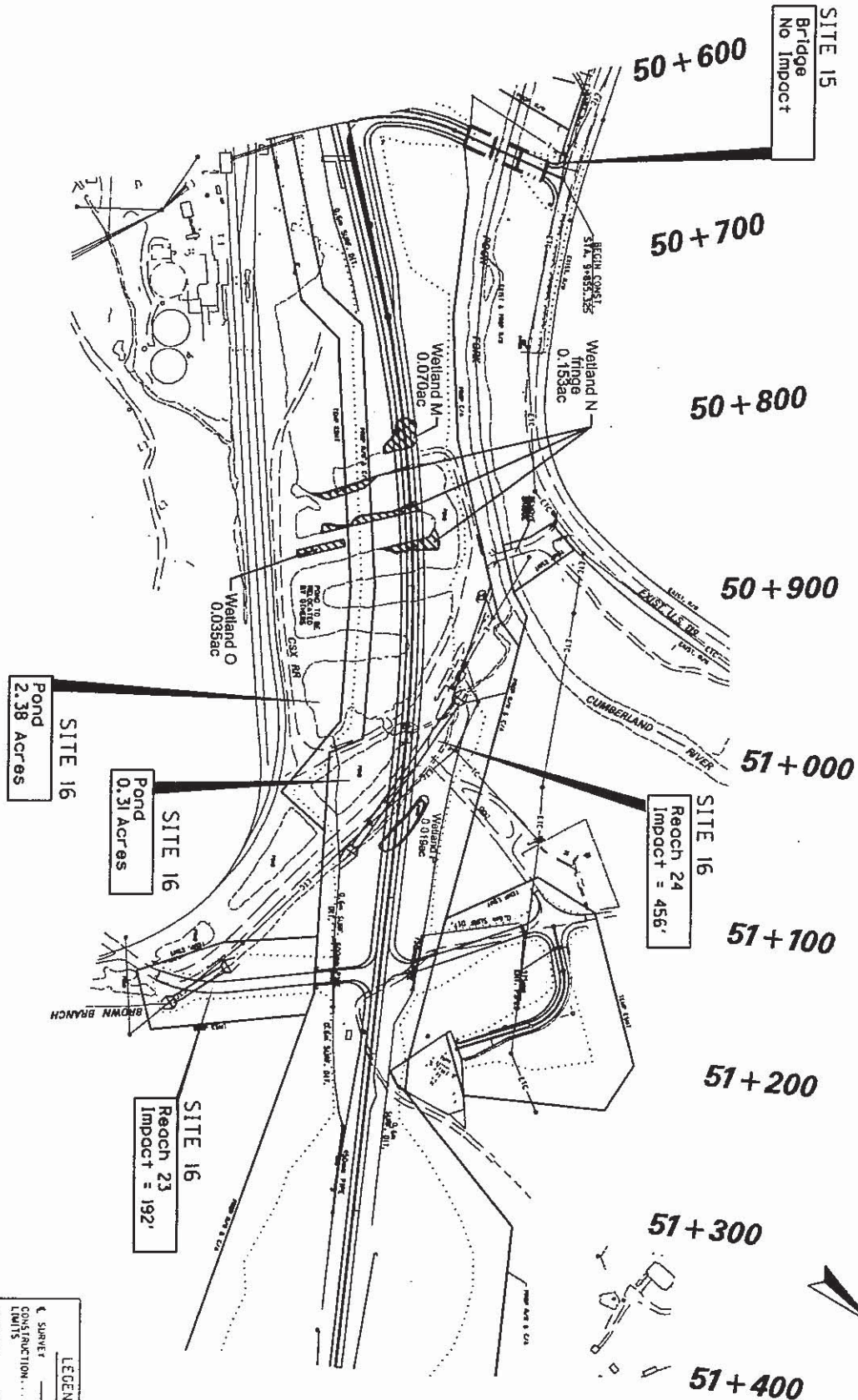
STATE: KENTUCKY

IMPACT SITES 15 & 16

ITEM: 12-311.35, .36, .73

PLAN SHEET (88)

LETCHER COUNTY



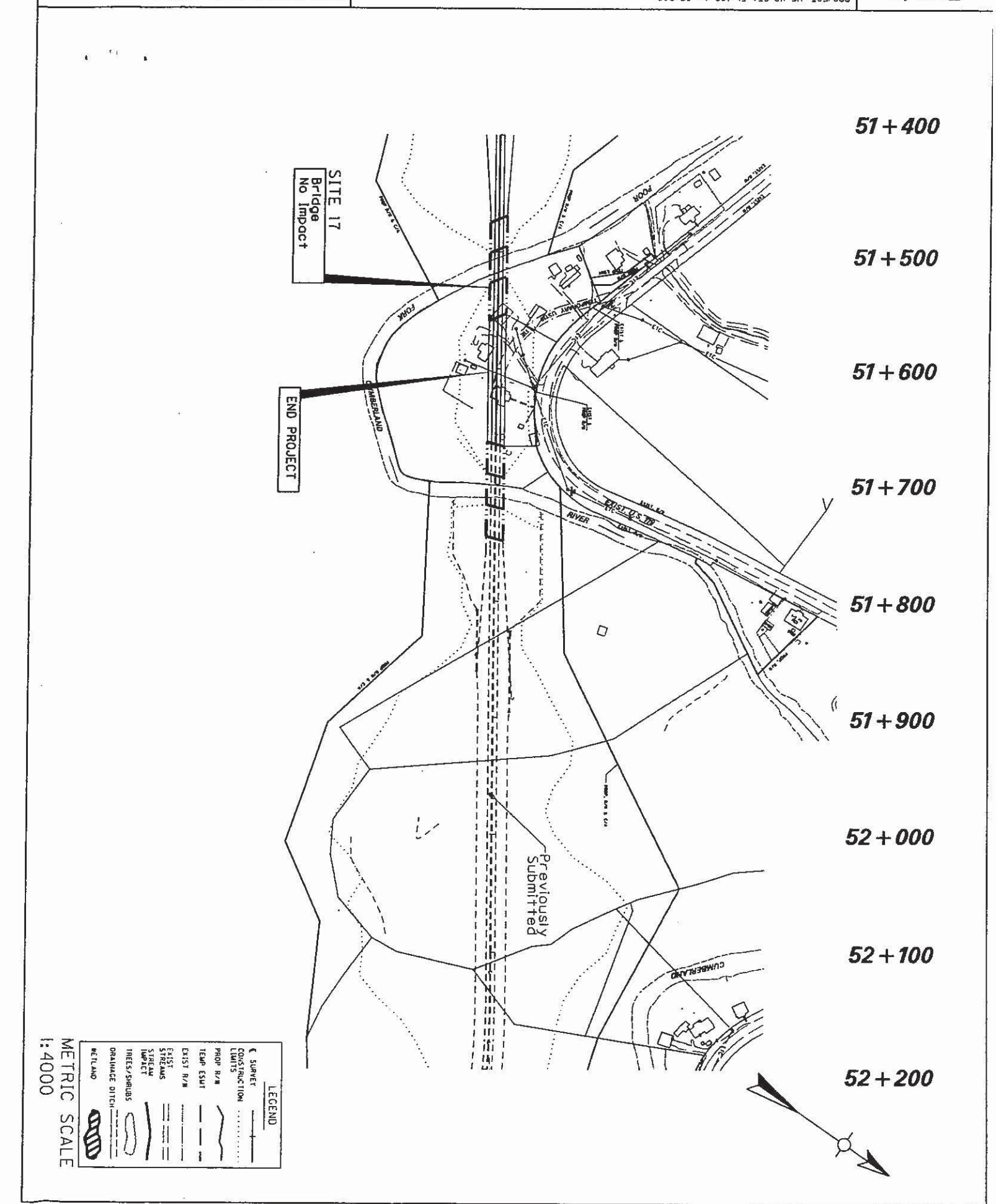
LEGEND

- CONSTRUCTION LIMITS
- PROP. R/W
- TEMP. ESMIT
- EXIST. R/W
- EXIST. STREAMS
- STREAM IMPACT
- TREES/SHRUBS
- DRAINAGE DITCH
- WETLAND

METRIC SCALE

1:4000







## SUMMARY OF IMPACTS

Item No. 12-311.35/.36/.77

1. Sta. 44+426.5 – Construct a 14-span bridge (1900' in length), over Poor Fork; a **perennial** stream. **No permanent impact to the waters is expected.** A temporary low-water crossing may be utilized during construction (a typical drawing is enclosed). The crossing and pipe openings will be configured to pass a 2-year storm without overtopping, checked for a 5-year to assure that no increase in the water surface will damage adjoining property, and the disturbed area will be returned to pre-construction contours. The drainage area affected is **44.7 sq.miles.** The site is located at N37-00-54, W82-52-53. (Nationwide Permit No. 33)
2. Sta. 45+295.6 and Excess Fill Site #1 (EF#1) – Develop Excess Fill Site #1 upstream of a mainline box culvert, on a **perennial** tributary to Poor Fork. EF#1 requires the draining of a **0.68 acre sediment pond** and filling of two **perennial** streams of **1945'** (Reach 1A, 1B, 1C, and 321' assumed thru pond) and **933'** (Reach 2A, 2B, and 103' thru pond). Additionally, fill **486'** of **ephemeral** tributaries (Eph.A and B) and two existing hollow-fill rock drains. Downstream of the pond construct 160' of 5'X 4' box culvert (Sta. 45+295.6), with 16' of inlet and 36' of outlet channel improvements; replacing **236'** of **perennial** stream (Reach 3). The impact to waters is **0.248 acres** of **perennial** and **0.033 acres** of **ephemeral** channel. The drainage area affected is **148 acres.** The site is located at N37-01-04, W82-52-21. (Individual Permit)
3. Sta. 45+513.9 – Construct 155' of pipe culvert, with 44' of inlet and 49' of outlet channel improvement; on an **intermittent** tributary (Reach 4) to Poor Fork. This is below an active sediment pond with wetlands (Wetland G) that will not be impacted. This replaces **312'** of existing channel. The impact to waters is **0.007 acres.** The drainage area affected is **25 acres.** The site is located at N37-01-09, W82-52-15. (Nationwide Permit No. 14)
4. Sta. 45+830 – Construct a single span bridge (133' in length) over a sediment pond. **No impact to waters is expected** and a low-water crossing should not be required. This is listed for clarification purposes. (Non-jurisdictional)
5. Sta. 46+173.7 – Construct 396' of pipe culvert, with 26' of inlet and 39' of outlet channel improvement; on Maggard Branch, a **perennial** tributary (Reach 5) to Poor Fork. This replaces **459'** of existing channel and 144' of existing culvert to be abandoned in place. The impact to waters is **0.032 acres.** The drainage area affected is **166 acres.** The site is located at N37-01-28, W82-52-11. (Nationwide Permit No. 14, Individual WQC)

FEB 03 2010



6. Sta. 47+156.1 and Excess Fill Site #2 (EF#2) – Develop Excess Fill Site #2 upstream of a mainline box culvert; on Roberts Branch, a **perennial** tributary to Poor Fork. EF#2 requires the draining of **two ponds (0.42 and 0.64 acres in size)** and filling of **two wetlands of 0.318 acres (Wetland A) and 0.071 acres (Wetland B)**. Additionally, fill **three perennial streams of 1295' (Reach 6A, 6B and 6C), 1166' (Reach 7A, 7B and 273' assumed thru pond), and 1819' (Reach 8A, 8B, 8C and 315' assumed thru pond)**. Also, fill **758' of intermittent tributary (Reach 9), and 2156' of ephemeral tributaries (Eph.A, B and C)**. Downstream of the fill site (approximately 1055') on Roberts Branch, construct 220' of 8'X 6' box culvert extension (Sta. 47+156.1), with 33' of inlet channel improvement; replacing **261' of existing perennial channel (Reach 10)**. The impact to waters is **0.401 acres of perennial, 0.017 acres of intermittent, 0.087 acres of ephemeral, and 0.389 acres of wetlands**. The drainage area affected is **407 acres**. The site is located at N37-01-47, W82-51-40. (Individual Permit, WQC)
  
7. Sta. 47+400 to 48+060 – Upstream to downstream: construct 786' of roadside drainage channel to a 213' pipe culvert at Sta. 47+821 (which has 252' of outlet channel improvement to Poor Fork), then continuing with 952' of roadside drainage channel to a 321' pipe culvert at Sta. 47+516, with 23' of outlet channel; on a **perennial** tributary to Poor Fork. This replaces **689' of perennial stream (Reach 11A, 11B)** that flows along a railroad to a **0.623 wetland (Wetland K)** to be filled. This is connected by **190' of perennial channel (Reach 12) to a 0.02 acre pond (49' of assumed length)** with **0.008 acres of wetland (Wetland J)**, all to be drained and filled. Immediately downstream is another pond, with **1.40 acres of open waters (472' of assumed length)** and **1.745 acres of wetland (Wetland I)**, to be drained and filled. This continues downstream via **two perennial streams of 131' and 141' (Reach 13 and 14)** to a **1.484 acre wetland (Wetland H)** to be filled. The total impact to waters is **0.074 acres of perennial stream and 3.860 acres of wetlands**. The drainage area affected is **176 acres**. The site is located (midpoint) at N37-01-47, W82-51-21. (Individual Permit, WQC).
  
8. Sta. 48+247 – Construct 142' of pipe culvert, with 8' of inlet and 19' of outlet channel improvement; on an **ephemeral** tributary to a pond along the Poor Fork. This replaces **253' of existing channel**. The impact to waters is **0.018 acres**. The drainage area affected is **27 acres**. The site is located at N37-01-50, W82-50-59. (Nationwide Permit No. 14)
  
9. Sta. 48+865 and Excess Fill Site #3 (EF#3) – Develop Excess Fill Site #3 upstream of a mainline box culvert, on Joe Day Branch, a **perennial** tributary to Poor Fork. EF#3 and the culvert (Sta. 48+865) require the draining of **three ponds (0.44, 0.82 and 0.33 acres in size)** and filling of **four wetlands of 0.046 acres (Wetland C), 0.011 acres (Wetland D), 0.032 acres (Wetland E) and 0.045 acres (Wetland F)**. Additionally, fill **five perennial streams of 2662' (Reach 15A, 15B, 16A, 16B, 16C and 149' assumed thru pond), 689' (Reach 17 and 223' assumed thru pond), 755' (Reach 18), 1309' (Reach 19A, 19B), and 2207' (Reach 20A, 20B, 20C, and 364' assumed thru pond)**. Also, fill **1437' of intermittent (Reach 21A, 21B, 22 and 157' assumed thru**



- pond), and **69'** of **ephemeral** tributaries. The impact to waters is **0.939 acres** of **perennial**, **0.090 acres** of **intermittent**, **0.008 acres** of **ephemeral**, and **0.134 acres** of **wetlands**. The drainage area affected is **816 acres**. The site is located at N37-01-59, W82-50-35. (Individual Permit, WQC).
10. Sta. 49+230 – Fill **563'** of an **ephemeral** tributary to a pond. The impact to waters is **0.047 acres**. The drainage area affected is **17 acres**. The site is located at N37-02-06, W82-50-25. (Nationwide Permit No. 14)
  11. Sta. 49+364.5 – Construct 415' of pipe culvert, with 223' of inlet and 26' of outlet channel improvement; on an **ephemeral** tributary to Poor Fork. This replaces **410'** of main channel and **45'** of existing culvert, and two additional **ephemeral** tributaries totaling **377'**. The impact to waters is **0.037 acres**. The drainage area affected is **28 acres**. The site is located at N37-02-08, W82-50-19. (Nationwide Permit No. 14)
  12. Sta. 49+715 – Drain a **0.02 acre pond**, and construct 104' of pipe culvert, with 95' of inlet and 23' of outlet channel; on an **ephemeral** tributary to Poor Fork. This replaces **232'** of existing channel (124' is assumed thru the pond). The impact to waters is **0.015 acres** of **ephemeral**. The drainage area affected is **19 acres**. The site is located at N37-02-16, W82-50-11. (Nationwide Permit No. 14)
  13. Sta. 50+074 – Construct a 4-span bridge (374' in length) over Poor Fork; a **perennial** stream. **No permanent impact to the waters is expected**. A temporary low-water crossing may be utilized during construction (a typical drawing is enclosed). The crossing and pipe openings will be configured to pass a 2-year storm without overtopping, checked for a 5-year to assure that no increase in the water surface will damage adjoining property, and the disturbed area will be returned to pre-construction contours. The drainage area affected is **31.7 sq.miles**. The site is located at N37-02-27, W82-50-03. (Nationwide Permit No. 33)
  14. Sta. 50+340 –Construct a 3-span bridge (280' in length) over Poor Fork, a **perennial** stream. This requires the draining and filling of **two ponds (0.40 and 0.04 acres** in size) connected by **58'** of **ephemeral** channel. There will also be **0.065 acres** of **wetlands** (Wetland L), located between the ponds, that will be filled. This replaces **257'** of **ephemeral** channel (199' assumed thru ponds). **No permanent impact to Poor Fork is expected**. A temporary low-water crossing may be utilized during construction (a typical drawing is enclosed). The crossing and pipe openings will be configured to pass a 2-year storm without overtopping, checked for a 5-year to assure that no increase in the water surface will damage adjoining property, and the disturbed area will be returned to pre-construction contours. The impact to waters is **0.014 acres** of **ephemeral** channel and **0.065 acres** of **wetlands**. The drainage area affected is **31.5 sq.miles**. The site is located at N37-02-34, W82-49-57. (Nationwide Permit No. 14 and 33)
  15. Left Sta. 50+600 (Approach Rd. Sta. 9+985.2) – Construct a 3-span bridge (177' in length) over Poor Fork, a **perennial** stream. **No permanent impact to the waters is**

- expected.** A temporary low-water crossing may be utilized during construction (a typical drawing is enclosed). The crossing and pipe openings will be configured to pass a 2-year storm without overtopping, checked for a 5-year to assure that no increase in the water surface will damage adjoining property, and the disturbed area will be returned to pre-construction contours. The drainage area affected is **31.2 sq.miles**. The site is located at N37-02-43, W82-49-52. (Nationwide Permit No. 33)
16. Sta. 50+760 to Right Sta. 51+170 – Drain and fill **four ponds**, three with **wetlands**, and construct two culverts on Brown Branch, a **perennial stream**. On Brown Branch (Reach 23 and 24), construct a 119' box culvert (Sta. 51+170) upstream of a 368' box culvert (Sta. 51+024). This replaces **192'** and **456'** respectively, of channel. South of the stream, drain a **0.070 acre pond/wetland** (Wetland M) that is connected to a **2.38 acre pond**, with **0.153 acres of wetlands** (Wetland N), to be drained. This is connected to a **0.31 acre pond** to be drained; which is connected to Brown Branch via a 70' pipe culvert. Another **0.035 acres of wetlands** (Wetland O) will also be filled. This replaces **1235'** of **assumed perennial** stream length. North of the stream, drain a **0.09 acre pond**, including **0.019 acres of wetland** (Wetland P). The total impact to waters is **0.336 acres of perennial** channel and **0.277 acres of wetlands**. The drainage area affected is **882 acres**. The site is located at N37-02-50, W82-49-39. (Individual Permit, WQC)
17. Sta. 51+515.5 – Construct a 3-span bridge (266' in length) over Poor Fork, a **perennial stream**. **No permanent impact to the waters is expected.** A temporary low-water crossing may be utilized during construction (a typical drawing is enclosed). The crossing and pipe openings will be configured to pass a 2-year storm without overtopping, checked for a 5-year to assure that no increase in the water surface will damage adjoining property, and the disturbed area will be returned to pre-construction contours. The drainage area affected is **27.8 sq.miles**. The site is located at N37-02-59, W82-49-22. (Nationwide Permit No. 33)

NOTE: Because of the length of impacts, some streams were assessed more than once. This is indicated by a "A, B, C, etc." suffix.



Section 2 ILF Stations 44+140 to 45+860	Item No. 12-0311.35	
	Roadway Impacts	\$ 66,848.40
	Excess Material Site - Poor Fork	\$ 747,704.70
	Total	\$ 814,553.10
Section 3 ILF Stations 45+860 to 50+500	Item No. 12-0311.36	
	Roadway Impacts	\$ 855,320.85
	Excess Material Site - Roberts Branch	\$ 1,065,017.25
	Excess Material Site - Joe Day Branch	\$ 2,116,479.45
	Total	\$ 4,036,817.55
Section 4 ILF Stations 50+500 to 53+198.5	Item No. 12-0311.77	
	Roadway Impacts	\$ 401,850.00
	Excess Material Site - Brown Branch	\$ 0.00
	Total	\$ 401,850.00
	Total ILF Payment	\$ 5,253,220.65

ILF TABLE BREAKOUT



# *N O T I C E*

---

## DIVISION OF WATER

### WATER QUALITY CERTIFICATION

**WQC#2010-074-Rev**

---

**PROJECT:** Letcher County (US-119), Item No. 12-0311.35  
Relocation

---

The Division of Water has approved the Section 401 activities for this project by issuance of a Water Quality Certification. In order for this authorization to be valid, the attached conditions must be followed. The contractor shall post a copy of this Water Quality Certification in a conspicuous location at the project site for the duration of construction and comply with the general conditions as required.

To more readily expedite construction, the contractor may elect to alter the design or perform the work in a manner different from what was originally proposed and specified. Prior to commencing such alternative work, the contractor shall obtain **written** permission from the Division of Construction and the appropriate permit agency. A copy of any request to alter this proposal and subsequent responses shall be forwarded to the Division of Environmental Analysis, DA Permit Coordinator, for office records and for informational purposes.



STEVEN L. BESHEAR  
GOVERNOR

LEONARD K. PETERS  
SECRETARY

**ENERGY AND ENVIRONMENT CABINET**

DEPARTMENT FOR ENVIRONMENTAL PROTECTION

DIVISION OF WATER

200 FAIR OAKS LANE, 4TH FLOOR

FRANKFORT, KENTUCKY 40601

[www.kentucky.gov](http://www.kentucky.gov)

April 28, 2011

David Waldner, Director  
Kentucky Transportation Cabinet (KYTC)  
200 Mero Street  
Frankfort, KY 40622

Re: WQC 2010-074-REVISION,  
Replaces 2008-0038-1  
US 119 - Letcher Co  
USACE Public Notice No.: 07-36  
AI No.: 34833  
Activity ID: APE20100001  
Letcher County, Kentucky

Dear Mr. Waldner:

Pursuant to Section 401 of the Clean Water Act (CWA), the Commonwealth of Kentucky certifies it has reasonable assurances that applicable water quality standards under Kentucky Administrative Regulations Title 401, Chapter 10, established pursuant to Sections 301, 302, 303, 304, 306, and 307 of the CWA, will not be violated by the above referenced project provided that the U.S. Army Corps of Engineers authorizes the activity under 33 CFR part 330, and the attached conditions are met.

All future correspondence on this project must reference **AI No. 34833**. **The attached document is your official Water Quality Certification; please read it carefully.** If you should have any questions concerning the conditions of this water quality certification, please contact Mr. Adam Jackson of my staff by calling (502) 564-3410.

Sincerely,

A handwritten signature in black ink, appearing to read "Clark Dorman".

**Clark Dorman, Water Quality Branch Manager**  
Water Quality Certification Section  
Kentucky Division of Water

AG:AJ:aj  
Attachment

cc: Ruben Hernandez, USACE: Nashville  
Lee Andrews, USFWS: Frankfort  
Ronald Rigney II, KYTC DEA



KTC Water Quality Certification

US 119 - Letcher Co  
Facility Requirements  
Permit Number:WQC#2010-074-Rev  
Activity ID No.: APE20100001

AAZZ0000000001 (US 119 Relocation) KYTC 12-0311.35, .36, .73 Letcher County, KY :

Submittal/Action Requirements:

Condition No.	Condition
S-1	<p>The Kentucky Transportation Cabinet must submit a monitoring report: Due semiannually, by the 15th of January and July to the Water Quality Certification Section of the Kentucky Division of Water. This monitoring report must be titled "In lieu fee status report". The following should be included:</p> <ul style="list-style-type: none"><li>- A description of what in lieu fee payments have been made for "Impacts along the roadway", "Excess Fill Site #1", "Excess Fill Site #2", and "Excess Fill Site #3" (required submittals are described in detail below) by the date of the monitoring report submittal. This monitoring report should include a description of all in lieu fee payments made, not just those made after the previous semiannual monitoring report submittal;</li><li>- A description of wetland mitigation credits that have been debited from the Wayne County Wetland Mitigation Site for "Impacts along the roadway", "Excess Fill Site #2", and "Excess Fill Site #3" (required submittals are described in detail below). This monitoring report should include a description of all wetland mitigation site debits, not just those made after the previous semiannual monitoring report submittal;</li><li>- A description of any permitted impacts requiring mitigation for which an in lieu fee payment, stream mitigation site debit, or wetland mitigation site debit has not yet been made;</li><li>- Monitoring reports will be required semiannually until all in lieu fee payment receipts and wetland mitigation debit receipts have been received;</li><li>- The final monitoring report should confirm payment of all in lieu fees or stream mitigation site debits, as well as confirm all wetland mitigation bank debits. It should be clearly identified as the final report. [Clean Water Act]</li></ul>
S-2	<p>The Kentucky Transportation Cabinet must submit notification: Due prior to construction commencement to the Water Quality Certification Section of the Kentucky Division of Water. This notification shall consist of verification of payment of the in-lieu fee amount of no less than 964,256.85 dollars to the Kentucky Department of Fish and Wildlife Resources Stream Restoration Fund. A portion of the required in-lieu-fee payment may be substituted by debiting the appropriate amount of stream credits from the Sinking Creek mitigation site in Laurel County, Kentucky. This payment or debit is required for "Impacts along the roadway" which includes:</p> <p>Reach 3, Reach 5, Reach 10, Reach 11A, Reach 11B, Reach 12, Reach 13, Reach 14, Reach 15A, Reach 23, Reach 24. See Conditions T-1, T-2 and T-3 under the Narrative Requirements of this certification for impact details of each stream location. [Clean Water Act]</p>
S-3	<p>The Kentucky Transportation Cabinet must submit notification: Due prior to construction commencement to the Water Quality Certification Section of the Kentucky Division of Water. This notification shall verify the debit of no less than 8,404 wetland mitigation credits from the Wayne County Wetland Mitigation Bank Site. This debit is required for "impacts along the roadway" which includes:</p> <p>Wetland H, Wetland I, Wetland J, Wetland K, Wetland M, Wetland N, Wetland O, Wetland P, Wetland L. See Conditions T-1, T-2 and T-3 under the Narrative Requirements of this certification for impact details of each wetland location. [Clean Water Act]</p>

KTC Water Quality Certification

US 119 - Letcher Co  
Facility Requirements  
Permit Number:WQC#2010-074-Rev  
Activity ID No.: APE20100001

AAZZ0000000001 (continued):

Submittal/Action Requirements:

Condition No.	Condition
S-4	<p>The Kentucky Transportation Cabinet must submit notification: Due prior to any construction activity within "Excess Fill Site #1". This notification must be submitted to the Water Quality Certification Section of the Kentucky Division of Water. This notification shall consist of verification of payment of the in-lieu fee amount of no less than 792,164.7 dollars to the Kentucky Department of Fish and Wildlife Resources Stream Restoration Fund. A portion of the required in-lieu-fee payment may be substituted by debiting the appropriate amount of stream credits from the Sinking Creek mitigation site in Laurel County, Kentucky. The payment or debit is required for impacts to "Excess Fill Site #1", which includes: Reach 1A, Reach 1B, Reach 1C, Reach 2A, Reach 2B, Reach 4. See Conditions T-1, T-2 and T-3 under the Narrative Requirements of this certification for more details. [Clean Water Act]</p>
S-5	<p>The Kentucky Transportation Cabinet must submit notification: Due prior to any construction activity within "Excess Fill Site #2". This notification must be submitted to the Water Quality Certification Section of the Kentucky Division of Water. This notification shall consist of verification of payment of the in-lieu fee amount of no less than 1,037,009.25 dollars to the Kentucky Department of Fish and Wildlife Resources Stream Restoration Fund. A portion of the required in-lieu-fee payment may be substituted by debiting the appropriate amount of stream credits from the Sinking Creek mitigation site in Laurel County, Kentucky. The payment or debit is required for impacts to "Excess Fill Site #2", which includes: Reach 6A, Reach 6B, Reach 6C, Reach 7A, Reach 7B, Reach 8A, Reach 8B, Reach 8C, Reach 9. See Conditions T-1, T-2 and T-3 under the Narrative Requirements of this certification for more details. [Clean Water Act]</p>
S-6	<p>The Kentucky Transportation Cabinet must submit notification: Due prior to any construction activity within "Excess Fill Site #2". This notification must be submitted to the Water Quality Certification Section of the Kentucky Division of Water. This notification shall verify the debit of no less than 0.778 wetland mitigation credits from the Wayne County Wetland Mitigation Bank Site. This debit is required for impacts to "Excess Fill Site 2" which includes: Wetland A, Wetland B. See Conditions T-1, T-2 and T-3 under the Narrative Requirements of this certification for impact details of each wetland location. [Clean Water Act]</p>
S-7	<p>The Kentucky Transportation Cabinet must submit notification: Due prior to any construction activity within "Excess Fill Site #3". This notification must be submitted to the Water Quality Certification Section of the Kentucky Division of Water. This notification shall consist of verification of payment of the in-lieu fee amount of no less than 2,106,831.45 dollars to the Kentucky Department of Fish and Wildlife Resources Stream Restoration Fund. A portion of the required in-lieu-fee payment may be substituted by debiting the appropriate amount of stream credits from the Sinking Creek mitigation site in Laurel County, Kentucky. The payment or debit is required for impacts to "Excess Fill Site #3", which includes: Reach 15B, Reach 16A, Reach 16B, Reach 16C, Reach 17, Reach 18, Reach 19A, Reach 19B, Reach 20A, Reach 20B, Reach 20C, Reach 21A, Reach 21B, Reach 22. See Conditions T-1, T-2 and T-3 under the Narrative Requirements of this certification for more details. [Clean Water Act]</p>

KTC Water Quality Certification

US 119 - Letcher Co  
Facility Requirements  
Permit Number:WQC#2010-074-Rev  
Activity ID No.: APE20100001

Page 3 of 5

AAZZ0000000001 (continued):

Submittal/Action Requirements:

Condition No.	Condition
S-8	The Kentucky Transportation Cabinet must submit notification: Due prior to any construction activity within "Excess Fill Site #3". This notification must be submitted to the Water Quality Certification Section of the Kentucky Division of Water. This notification shall verify the debit of no less than 0.268 wetland mitigation credits from the Wayne County Wetland Mitigation Bank Site. This debit is required for impacts to "Excess Fill Site 3" which includes: Wetland C, Wetland D, Wetland E, Wetland F. See Conditions T-1, T-2 and T-3 under the Narrative Requirements of this certification for impact details of each wetland location. [Clean Water Act]

Narrative Requirements:

Condition No.	Condition
T-1	<p>The work approved by this certification shall be limited to the following stream and wetland impacts within the 05130101010190 14-digit hydrologic unit code. Impacts begin at latitude/longitude 37.018/82.873 and end at latitude/longitude 37.030/82.856.</p> <p>The total 10,856 feet of stream impacts include:</p> <p>236 feet of perennial stream (Reach 3); 459 feet of perennial stream (Reach 5); 261 feet of perennial stream (Reach 10); 217 feet of perennial stream (Reach 11A); 472 feet of perennial stream (Reach 11B); 239 feet of perennial stream (Reach 12); 131 feet of perennial stream (Reach 13); 613 feet of perennial stream (Reach 14); 693 feet of perennial stream (Reach 1A); 590 feet of perennial stream (Reach 1B); 662 feet of perennial stream (Reach 1C); 478 feet of perennial stream (Reach 2A); 455 feet of perennial stream (Reach 2B); 312 feet of intermittent stream (Reach 4); 562 feet of perennial stream (Reach 6A); 211 feet of perennial stream (Reach 6B); 522 feet of perennial stream (Reach 6C); 447 feet of perennial stream (Reach 7A); 719 feet of perennial stream (Reach 7B); 486 feet of perennial stream (Reach 8A); 781 feet of perennial stream (Reach 8B); 552 feet of perennial stream (Reach 8C); 758 feet of perennial stream (Reach 9);</p> <p>The total 4.25 acres of wetland impacts include:</p> <p>1.484 acres (Wetland H); 1.745 acres (Wetland I); 0.008 acres (Wetland J); 0.623 acres (Wetland K); 0.318 acres (Wetland A); 0.071 acres (Wetland B). [Clean Water Act]</p>

KTC Water Quality Certification

US 119 - Letcher Co  
Facility Requirements  
Permit Number:WQC#2010-074-Rev  
Activity ID No.: APE20100001

Page 4 of 5

AAZZ0000000001 (continued):

Narrative Requirements:

Condition No.	Condition
T-2	<p>The work approved by this certification shall be limited to the following stream and wetland impacts within the 05130101010180 14-digit hydrologic unit code. Impacts are found within the vicinity of latitude/longitude 37.033/82.843.</p> <p>The total 9,059 feet of stream impacts include: 169 feet of perennial stream (Reach 15A); 785 feet of perennial stream (Reach 15B); 660 feet of perennial stream (Reach 16A); 282 feet of perennial stream (Reach 16B); 766 feet of perennial stream (Reach 16C); 689 feet of perennial stream (Reach 17); 755 feet of perennial stream (Reach 18); 655 feet of perennial stream (Reach 19A); 654 feet of perennial stream (Reach 19B); 637 feet of perennial stream (Reach 20A); 213 feet of perennial stream (Reach 20B); 1357 feet of perennial stream (Reach 20C); 450 feet of intermittent stream (Reach 21A); 613 feet of intermittent stream (Reach 21B); 374 feet of perennial stream (Reach 22);</p> <p>The total 0.13 acres of wetland impacts include: 0.046 acres (Wetland C); 0.011 acres (Wetland D); 0.032 acres (Wetland E); 0.045 acres (Wetland F); [Clean Water Act]</p> <p>The work approved by this certification shall also be limited to impacts within the 05130101010170 14-digit hydrologic unit code. Impacts begin at the latitude/longitude 37.043/82.833 and end at the latitude/longitude 37.047/82.828.</p> <p>The total 1,883 feet of stream impacts include: 192 feet of perennial stream (Reach 23); 1691 feet of perennial stream (Reach 24);</p> <p>The total .342 acres of wetland impacts include: 0.07 acres (Wetland M); 0.153 acres (Wetland N); 0.035 acres (Wetland O); 0.019 acres (Wetland P); 0.065 acres (Wetland L); [Clean Water Act]</p>
T-3	<p>All work performed under this certification shall adhere to the design and specifications set forth in the Application for Water Quality Certification dated June 4th, 2007 and received June 6th, 2007, as well as the 404 special conditions document received by the Kentucky Division of Water on March 12, 2010. [Clean Water Act]</p>
T-4	<p>The applicant is responsible for preventing degradation of waters of the Commonwealth from soil erosion. An erosion and sedimentation control plan must be designed, implemented, and maintained in effective operating condition at all times during construction. [Clean Water Act]</p>
T-5	<p>The Division of Water reserves the right to modify or revoke this certification should it be determined that the activity is in noncompliance with any condition set forth in this certification. [Clean Water Act]</p>
T-6	

KTC Water Quality Certification

US 119 - Letcher Co  
Facility Requirements  
Permit Number:WQC#2010-074-Rev  
Activity ID No.: APE20100001

AAZZ0000000001 (continued):

Narrative Requirements:

Condition No.	Condition
T-7	If construction does not commence within two years of the date of this letter, this certification will become void. A letter requesting a renewal should be submitted. [Clean Water Act]
T-8	Other permits may be required from the Division of Water for this project. If this project takes place within the floodplain, a permit may be required from the Water Resources Branch. The contact person is Todd Powers. If this project will disturb one acre or more of land, or is part of a larger common plan of development or sale that will ultimately disturb one acre or more of land, a KPDES stormwater permit shall be required from the KPDES Branch. The contact person is Allen Ingram II. Both can be reached at 502-564-3410. [Clean Water Act]



STEPHEN L.  
BESHEAR  
GOVERNOR

ENERGY AND ENVIRONMENT CABINET  
DEPARTMENT FOR ENVIRONMENTAL PROTECTION  
DIVISION OF WATER  
200 FAIR OAKS LANE  
FRANKFORT, KENTUCKY 40601  
[www.kentucky.gov](http://www.kentucky.gov)

LEONARD K. PETERS  
SECRETARY

## **ATTENTION APPLICANT**

**If your project involves one or more of the following activities, you may need more than one permit from the Kentucky Division of Water.**

- \*building in a floodplain**
- \*road culvert in a stream**
- \*streambank stabilization**
- \*stream cleanout**
- \*utility line crossing a stream**
- \*construction sites an acre or more**

- **If the project will disturb one acre or more of land, or is part of a larger common plan of development or sale that will ultimately disturb one acre or more of land, a Kentucky Pollution Discharge Elimination System (KPDES) stormwater permit shall be required from the Operational Permits Section. This permit requires the creation of an erosion control plan.**

**Contact Allen Ingram.**

- **Projects that involve filling in the floodplain will require a stream construction permit from the Floodplain Management Section.**

**Contact Barry Elmore.**

- **Projects that involve work IN a stream, such as bank stabilization, road culverts, utility line crossings, and stream alteration will require a stream construction permit and a Water Quality Certification from the Water Quality Certification Section.**

**Contact Alan Grant.**

**All three contacts listed above can be reached at 502/564-3410. A complete listing of environmental programs administered by the Kentucky Department for Environmental Protection is available from Pete Goodman by calling 502/564-3410.**



## **GENERAL CONDITIONS FOR WATER QUALITY CERTIFICATION**

1. Measures shall be taken to prevent or control spills of fuels, lubricants, or other toxic materials used in construction from entering the watercourse.
2. All dredged material shall be removed to an upland location and/or graded on adjacent areas (so long as such areas are not regulated wetlands), to obtain original streamside elevations, i.e. overbank flooding shall not be artificially obstructed.
3. In areas not riprapped or other wise stabilized, revegetation of stream banks and riparian zones shall occur concurrently with project progression. At a minimum, revegetation will approximate pre-disturbance conditions.
4. To the maximum extent practicable, all instream work under this certification shall be performed during low flow.
5. Heavy equipment, e.g. bulldozers, backhoes, draglines, etc., if required for this project, should not be used or operated within the stream channel. In those instances where such instream work is unavoidable, then it shall be performed in such a manner and duration as to minimize resuspension of sediments and disturbance to substrates and bank or riparian vegetation.
6. Any fill or riprap including refuse fill, shall be of such composition that it will not adversely affect the biological, chemical, or physical properties of the receiving waters and/or cause violations of water quality standards. If riprap is utilized, it is to be of such weight and size that bank stress or slump conditions will not be created because of its placement.
7. If there are water supply intakes located downstream that may be affected by increased turbidity and suspended solids, the permittee shall notify the operator when work will be done.
8. Removal of existing riparian vegetation should be restricted to the minimum necessary for project construction.
9. Should evidence of stream pollution or jurisdictional wetland impairment and/or violations of water quality standards occur as a result of this activity (either from a spill or other forms of water pollution), the Kentucky Division of Water shall be notified immediately by calling 800/564-2380.

**PART II**

**SPECIFICATIONS AND STANDARD DRAWINGS**

### **SPECIFICATIONS REFERENCE**

Any reference in the plans or proposal to previous editions of the *Standard Specifications for Road and Bridge Construction* and *Standard Drawings* are superseded by *Standard Specifications for Road and Bridge Construction, Edition of 2012* and *Standard Drawings, Edition of 2012 with the 2012 Revision*.

**Supplemental Specifications to the  
Standard Specifications for Road and Bridge Construction, 2012 Edition  
Effective with the December 14, 2012 Letting**

<b>Subsection:</b>	206.04.01 Embankment-in-Place.
<b>Revision:</b>	Replace the fourth paragraph with the following: The Department will not measure <b>suitable</b> excavation included in the original plans that is disposed of for payment and will consider it incidental to Embankment-in-Place.
<b>Subsection:</b>	213.03.02 Progress Requirements.
<b>Revision:</b>	Replace the last sentence of the third paragraph with the following: Additionally, the Department will apply a penalty equal to the liquated damages when all aspects of the work are not coordinated in an acceptable manner within 7 calendar days after written notification.
<b>Subsection:</b>	402.03.02 Contractor Quality Control and Department Acceptance.
<b>Part:</b>	D) Testing Responsibilities.
<b>Number:</b>	4) Density.
<b>Revision:</b>	Replace the second sentence of the Option A paragraph with the following: Perform coring by the end of the following work day.
<b>Subsection:</b>	403.02.10 Material Transfer Vehicle (MTV).
<b>Revision:</b>	Replace the first sentence with the following: In addition to the equipment specified above, provide a MTV with the following minimum characteristics:
<b>Subsection:</b>	412.02.09 Material Transfer Vehicle (MTV).
<b>Revision:</b>	Replace the paragraph with the following: Provide and utilize a MTV with the minimum characteristics outlined in section 403.02.10.
<b>Subsection:</b>	412.03.07 Placement and Compaction.
<b>Revision:</b>	Replace the first paragraph with the following: Use a MTV when placing SMA mixture in the driving lanes. The MTV is not required on ramps and/or shoulders unless specified in the contract. When the Engineer determines the use of the MTV is not practical for a portion of the project, the Engineer may waive its requirement for that portion of pavement by a letter documenting the waiver.
<b>Subsection:</b>	412.04 MEASUREMENT.
<b>Revision:</b>	Add the following subsection: 412.04.03. Material Transfer Vehicle (MTV). The Department will not measure the MTV for payment and will consider its use incidental to the asphalt mixture.
<b>Subsection:</b>	606.03.17 Special Requirements for Latex Concrete Overlays.
<b>Part:</b>	A) Existing Bridges and New Structures.
<b>Number:</b>	1) Prewetting and Grout-Bond Coat.
<b>Revision:</b>	Add the following sentence to the last paragraph: Do not apply a grout-bond coat on bridge decks prepared by hydrodemolition.

**Supplemental Specifications to the  
Standard Specifications for Road and Bridge Construction, 2012 Edition  
Effective with the December 14, 2012 Letting**

<b>Subsection:</b>	609.03 Construction.
<b>Revision:</b>	Replace Subsection 609.03.01 with the following: 609.03.01 A) Swinging the Spans. Before placing concrete slabs on steel spans or precast concrete release the temporary erection supports under the bridge and swing the span free on its supports. 609.03.01 B) Lift Loops. Cut all lift loops flush with the top of the precast beam once the beam is placed in the final location and prior to placing steel reinforcement. At locations where lift loops are cut, paint the top of the beam with galvanized or epoxy paint.
<b>Subsection:</b>	613.03.01 Design.
<b>Number:</b>	2)
<b>Revision:</b>	Replace "AASHTO Standard Specifications for Highway Bridges" with "AASHTO LRFD Bridge Design Specifications"
<b>Subsection:</b>	615.06.02
<b>Revision:</b>	Add the following sentence to the end of the subsection. The ends of units shall be normal to walls and centerline except exposed edges shall be beveled $\frac{3}{4}$ inch.
<b>Subsection:</b>	615.06.03 Placement of Reinforcement in Precast 3-Sided Units.
<b>Revision:</b>	Replace the reference of 6.6 in the section to 615.06.06.
<b>Subsection:</b>	615.06.04 Placement of Reinforcement for Precast Endwalls.
<b>Revision:</b>	Replace the reference of 6.7 in the section to 615.06.07.
<b>Subsection:</b>	615.06.06 Laps, Welds, and Spacing for Precast 3-Sided Units.
<b>Revision:</b>	Replace the subsection with the following: Tension splices in the circumferential reinforcement shall be made by lapping. Laps may not be tack welded together for assembly purposes. For smooth welded wire fabric, the overlap shall meet the requirements of AASHTO 2012 Bridge Design Guide Section 5.11.2.5.2 and AASHTO 2012 Bridge Design Guide Section 5.11.6.3. For deformed welded wire fabric, the overlap shall meet the requirements of AASHTO 2012 Bridge Design Guide Section 5.11.2.5.1 and AASHTO 2012 Bridge Design Guide Section 5.11.6.2. The overlap of welded wire fabric shall be measured between the outer most longitudinal wires of each fabric sheet. For deformed billet-steel bars, the overlap shall meet the requirements of AASHTO 2012 Bridge Design Guide Section 5.11.2.1. For splices other than tension splices, the overlap shall be a minimum of 12" for welded wire fabric or deformed billet-steel bars. The spacing center to center of the circumferential wires in a wire fabric sheet shall be no less than 2 inches and no more than 4 inches. The spacing center to center of the longitudinal wires shall not be more than 8 inches. The spacing center to center of the longitudinal distribution steel for either line of reinforcing in the top slab shall be not more than 16 inches.



**Supplemental Specifications to the  
Standard Specifications for Road and Bridge Construction, 2012 Edition  
Effective with the December 14, 2012 Letting**

<b>Subsection:</b>	615.06.07 Laps, Welds, and Spacing for Precast Endwalls.
<b>Revision:</b>	Replace the subsection with the following: Splices in the reinforcement shall be made by lapping. Laps may not be tack welded together for assembly purposes. For smooth welded wire fabric, the overlap shall meet the requirements of AASHTO 2012 Bridge Design Guide Section 5.11.2.5.2 and AASHTO 2012 Bridge Design Guide Section 5.11.6.3. For deformed welded wire fabric, the overlap shall meet the requirements of AASHTO 2012 Bridge Design Guide Section 5.11.2.5.1 and AASHTO 2012 Bridge Design Guide Section 5.11.6.2. For deformed billet-steel bars, the overlap shall meet the requirements of AASHTO 2012 Bridge Design Guide Section 5.11.2.1. The spacing center-to-center of the wire fabric sheet shall not be less than 2 inches or more than 8 inches.
<b>Subsection:</b>	615.08.01 Type of Test Specimen.
<b>Revision:</b>	Replace the subsection with the following: Start-up slump, air content, unit weight, and temperature tests will be performed each day on the first batch of concrete. Acceptable start-up results are required for production of the first unit. After the first unit has been established, random acceptance testing is performed daily for each 50 yd <sup>3</sup> (or fraction thereof). In addition to the slump, air content, unit weight, and temperature tests, a minimum of one set of cylinders shall be required each time plastic property testing is performed.
<b>Subsection:</b>	615.08.02 Compression Testing.
<b>Revision:</b>	Delete the second sentence.
<b>Subsection:</b>	615.08.04 Acceptability of Core Tests.
<b>Revision:</b>	Delete the entire subsection.
<b>Subsection:</b>	615.12 Inspection.
<b>Revision:</b>	Add the following sentences to the end of the subsection: Units will arrive at jobsite with the "Kentucky Oval" stamped on the unit which is an indication of acceptable inspection at the production facility. Units shall be inspected upon arrival for any evidence of damage resulting from transport to the jobsite.

## **SPECIAL NOTE FOR ROCK BLASTING**

This Special Note will apply when indicated on the plans or in the proposal. Section references herein are to the Department's 2012 Standard Specifications for Road and Bridge Construction.

**1.0 DESCRIPTION.** This work consists of fracturing rock and constructing stable final rock cut faces using presplit blasting and production blasting techniques.

**2.0 MATERIALS.** Deliver, store, and use explosives according to the manufacturer's recommendations and applicable laws. Do not use explosives outside their recommended use date. Verify date of manufacture and provide copies of the technical data sheets (TDS) and material safety data sheets (MSDS) to the Engineer. Explosives and initiating devices include, but are not necessarily limited to, dynamite and other high explosives, slurries, water gels, emulsions, blasting agents, initiating explosives, detonators, blasting caps, and detonating cord.

**3.0 CONSTRUCTION.** Furnish copies or other proof of all-applicable permits and licenses. Comply with Federal, State, and local regulations on the purchase, transportation, storage, and use of explosive material. Regulations include but are not limited to the following:

- 1) KRS 351.310 through 351.9901.
- 2) 805 KAR 4:005 through 4:165
- 3) Applicable rules and regulations issued by the Office of Mine Safety and Licensing.
- 4) Safety and health. OSHA, 29 CFR Part 1926, Subpart U.
- 5) Storage, security, and accountability. Bureau of Alcohol, Tobacco, and Firearms (BATF), 27 CFR Part 181.
- 6) Shipment. DOT, 49 CFR Parts 171-179, 390-397.

**3.1 Blaster-in-Charge.** Designate in writing a blaster-in-charge and any proposed alternates for the position. Submit documentation showing the blaster-in-charge, and alternates, have a valid Kentucky blaster's license. Ensure the blaster-in-charge or approved alternate is present at all times during blasting operations.

**3.2 Blasting Plans.** Blasting plans and reports are for quality control and record keeping purposes. Blasting reports are to be signed by the blaster-in-charge or the alternate blaster-in-charge. The general review and acceptance of blasting plans does not relieve the Contractor of the responsibility whatsoever for conformance to regulations or for obtaining the required results. All blasting plans shall be submitted to the Engineer. The Engineer will be responsible for submitting the plan to the Central Office Division of Construction and the Division of Mine Reclamation and Enforcement, Explosives and Blasting Branch at the following address: 2 Hudson Hollow, Frankfort, Kentucky, 40601.

- A) General Blasting Plan.** Submit a general blasting plan for acceptance at least 15 working days before drilling operations begin. Include, as a minimum, the following safety and procedural details:

11D

- 1) Working procedures and safety precautions for storing, transporting, handling, detonating explosives. Include direction on pre and post blast audible procedures, methods of addressing misfires, and methods of addressing inclement weather, including lightning.
- 2) Proposed product selection for both dry and wet holes. Furnish Manufacturer's TDS and MSDS for all explosives, primers, initiators, and other blasting devices.
- 3) Proposed initiation and delay methods.
- 4) Proposed format for providing all the required information for the site specific blasting shot reports.

**B) Preblast Meeting.** Prior to drilling operations, conduct a preblast meeting to discuss safety and traffic control issues and any site specific conditions that will need to be addressed. Ensure, at a minimum, that the Engineer or lead inspector, Superintendent, blaster-in-charge, and all personnel involved in the blasting operation are present. Site specific conditions include blast techniques; communication procedures; contingency plans and equipment for dealing with errant blast material. The conditions of the General Blasting plan will be discussed at this meeting. Record all revisions and additions made to the blasting plan and obtain written concurrence by the blaster-in-charge. Provide a copy of the signed blast plan to the Engineer along with the sign in sheet from the preblast meeting.

**3.3 Preblast Condition Survey and Vibration Monitoring and Control.** Before blasting, arrange for a preblast condition survey of nearby buildings, structures, or utilities, within 500 feet of the blast or that could be at risk from blasting damage. Provide the Engineer a listing of all properties surveyed and any owners denying entry or failing to respond. Notify the Engineer and occupants of buildings at risk at least 24 hours before blasting.

Limit ground vibrations and airblast to levels that will not exceed limits of 805 KAR 4:005 through 4:165. More restrictive levels may be specified in the Contract.

Size all blast designs based on vibration, distance to nearest building or utility, blast site geometry, atmospheric conditions and other factors. Ground vibrations are to be controlled according to the blasting standards and scaled distance formulas in 805 KAR 4:020 or by the use of seismographs as allowed in 805 KAR 4:030. The Department will require seismographs at the nearest allowable location to the protected site when blasting occurs within 500 feet of buildings, structures, or utilities.

**3.4 Blasting.** Drill and blast at the designated slope lines according to the blasting plan. Perform presplitting to obtain smooth faces in the rock and shale formations. Perform the presplitting before blasting and excavating the interior portion of the specified cross section at any location. The Department may allow blasting for fall benches and haul roads prior to presplitting when blasting is a sufficient distance from the final slope and results are satisfactory to the Engineer. Use the types of explosives and blasting accessories necessary to obtain the required results.

Free blast holes of obstructions for their entire depth. Place charges without caving the blast hole walls. Stem the upper portion of all blast holes with dry sand or other granular material passing the 3/8-inch sieve. Dry drill cuttings are acceptable for stemming when blasts are more than 800 feet from the nearest dwelling.

11D

Stop traffic during blasting operations when blasting near any road and ensure traffic does not pass through the Danger Zone. The blaster-in-charge will define the Danger Zone prior to each blast. Ensure traffic is stopped outside the Danger Zone, and in no case within 800 feet of the blast location.

Following a blast, stop work in the entire blast area, and check for misfires before allowing worker to return to excavate the rock.

Remove or stabilize all cut face rock that is loose, hanging, or potentially dangerous. Leave minor irregularities or surface variations in place if they do not create a hazard. Drill the next lift only after the cleanup work and stabilization work is complete.

When blasting operations cause fracturing of the final rock face, repair or stabilize it in an approved manner at no cost to the Department.

Halt blasting operations in areas where any of the following occur:

- 1) Slopes are unstable;
- 2) Slopes exceed tolerances or overhangs are created;
- 3) Backslope damage occurs;
- 4) Safety of the public is jeopardized;
- 5) Property or natural features are endangered;
- 6) Fly rock is generated; or
- 7) Excessive ground or airblast vibrations occur in an area where damage to buildings, structures, or utilities is possible.
- 8) The Engineer determines that materials have become unsuitable for blasting

Blasting operations may continue at a reasonable distance from the problem area or in areas where the problems do not exist. Make the necessary modifications to the blasting operations and perform a test blast to demonstrate resolution of the problem.

**A) Drill Logs.** Maintain a layout drawing designating hole numbers with corresponding drill logs and provide a copy of this information to the blaster prior to loading the hole. Ensure the individual hole logs completed by the driller(s) show their name; date drilled; total depth drilled; and depths and descriptions of significant conditions encountered during drilling that may affect loading such as water, voids, changes in rock type.

**B) Presplitting.** Conduct presplitting operations in conformance with Subsection 204.03.04 of the Standard Specifications for Road and Bridge Construction.

**3.5 Shot Report.** Maintain all shot reports on site for review by the Department. Within one day after a blast, complete a shot report according to the record keeping requirements of 805 KAR 4:050. Include all results from airblast and seismograph monitoring.

**3.6 Unacceptable Blasting.** When unacceptable blasting occurs, the Department will halt all blasting operations. Blasting will not resume until the Department completes its investigation and all concerns are addressed. A blast is unacceptable when it results in fragmentation beyond the final rock face, fly rock, excessive vibration or airblast, overbreak, damage to the final rock face or overhang. Assume the cost for all resulting damages to private and public property and hold the Department harmless.

11D

When an errant blast or fly rock causes damage to or blocks a road or conveyance adjacent to the roadway, remove all debris from the roadway as quickly as practicable and perform any necessary repairs. Additionally, when specified in the Contract, the Department will apply a penalty.

Report all blasting accidents to the Division of Mine Reclamation and Enforcement, Explosives and Blasting Branch at 502-564-2340.

**4.0 MEASUREMENT AND PAYMENT.** The Department will not measure this work for payment and will consider all items contained in this note to be incidental to either Roadway Excavation or Embankment-in-Place, as applicable. However, if the Engineer directs in writing slope changes, then the Department will pay for the second presplitting operation as Extra Work.

The Department will measure for payment material lying outside the typical section due to seams, broken formations, or earth pockets, including any earth overburden removed with this material, only when the work is performed under authorized adjustments.

The Department will not measure for payment any extra material excavated because of the drill holes being offset outside the designated slope lines.

The Department will not measure for payment any material necessary to be removed due to the inefficient or faulty blasting practices.

June 15, 2012



11E

**SPECIAL NOTE FOR BORING JACKING STEEL PIPE  
WITHOUT CARRIER PIPE**

This Special Note will apply where indicated on the plans or in the proposal. Section references herein are to the Department’s 2012 Standard Specifications for Road and Bridge Construction.

**1.0 DESCRIPTION.** Bore and jack steel pipe. Use this note when no carrier pipe will be encased.

**2.0 MATERIALS.**

**2.1 Pipe.** Provide plain end steel pipe with a specific minimum yield strength, SMYS, of at least 35,000 psi and tensile strength of 60,000 psi per API-5L grade B material. The steel pipe supplied shall be manufactured by the seamless, electric-weld, submerged-arc weld or gas metal-arc well process as specified in API –5L. Certification of 35,000 psi SMYS shall be furnished by the supplier through the Contractor to the Engineer to retain 3 copies.

MINIMUM WALL THICKNESS FOR STEEL PIPE	
Nominal Diameter (Inches)	Wall Thickness (Inches)
18 or less	0.375
24	0.500
30	0.500
36	0.532
42	0.625

**2.2 Grout.** Conform to Subsection 601.03.03.

**2.3 High Grade Bentonite.** Conform to the following:

API 13A Section 4		
Requirement	Specification	Result
Viscometer Dial Reading at 600 rpm	30, minimum	40
Yield Point/Plastic Viscosity Ratio	3, maximum	3.00 maximum
Filtrate Volume	15 cm3, maximum	14.50 maximum
Residue greater than 75 micrometers	4.0 wt percent maximum	1.0-1.5 %
Moisture	10.0 wt percent maximum	9.0-9.5%

**3.0 CONSTRUCTION.** Perform the following:

- 1. Locate a suitable pit and obtain the Engineer’s approval.
- 2. Excavate the pit or trenches for the BORE AND JACK operation and for placing the end joints of pipe, when required. Securely sheet and brace the pits or trenches to prevent caving, where necessary.

11E

3. When installing pipe under railroads, highways, streets, or other facilities by Bore and Jack, perform construction without interfering with the facility operation or weakening the roadbed or structure.
4. Place excavated material near the top of the working pit and dispose of it as required. Use water or other fluids with the boring operation to lubricate the cuttings. Do not perform jetting.
5. In unconsolidated soil formations, use a gel-forming colloidal drilling fluid with at least 10 percent of high grade bentonite to consolidate excavated material, seal the walls of the hole, and lubricate subsequent removal of material and immediate pipe installation.
6. Ensure that the diameter of the excavation conforms to the outside diameter of the pipe as closely as possible.
7. Pressure grout voids that develop during the installation operation and that the Engineer determines are detrimental to the Work.
8. To force the pipe through the roadbed into the bored space, use a jack with a head constructed to apply uniform pressure around the ring of the pipe, which shall be square cut.
9. Set the pipe to be jacked on guides, braced together to properly support the pipe section and to direct it to the proper line and grade.
10. When the installation is made by concurrent boring and jacking, solidly weld all joints. Ensure the weld is strong enough to withstand the forces exerted from the boring and jacking operations as well as the vertical loading imposed on the pipe after installation and that it provides a smooth, non-obstructing joint in the interior of the pipe.
11. When the pipe is installed in open trench, bed and backfill according to Section 701.
12. The line and grade from the pipe's final position, as shown on plans, may vary no more than 2 percent in lateral alignment and one percent in vertical grade. Ensure that the final grade of the flow line is in the direction indicated on the Plans.
13. Use a cutting edge around the head end. Extend it a short distance beyond the pipe end with inside angles or lugs to keep the cutting edge from slipping back into the pipe.
14. Once the pipe installation begins, proceed with the operation without interruption to prevent the pipe from becoming firmly set in the embankment.
15. Remove and replace pipe damaged in jacking operations.
16. After completing the installation, backfill the excavated pits and trenches with flowable fill according to Section 601.03.03 B) 5 a) if the pit is in median area where it will have pavement over it.

**4.0 MEASUREMENT.** The Department will measure the completed length of Bore and Jacked pipe through the flowline from end to end in linear feet. The Department will not measure pressure grouting voids or removal and replacement of pipe damaged in jacking operations for payment and will consider it incidental to Bore and Jack. When abandoning a bore hole due to mechanical malfunction, improper alignment, or other problems due to construction operations, the Department will not measure the backfill and relocation for payment and will consider it incidental to this item of work. When abandoning a bore hole due to an unforeseen physical obstruction or situation, the Department will measure the work according to a negotiated supplemental agreement.

**5.0 PAYMENT.** The Department will make payment for the completed and accepted quantities under the following:

11E

<u>Code</u>	<u>Pay Item</u>	<u>Pay Unit</u>
----	Bore and Jack, Size Pipe	Linear Foot

The Department will consider payment as full compensation for all materials, earthwork, shoring, pipe and work required under this section.

June 15, 2012

## **SPECIAL PROVISION FOR EMBANKMENT AT BRIDGE END BENT STRUCTURES**

This Special Provision will apply when indicated on the plans or in the proposal. Section references herein are to the Department's 2012 Standard Specifications for Road and Bridge Construction.

**1.0 DESCRIPTION.** Construct a soil, granular, or rock embankment with granular or cohesive pile core and place structure granular backfill, as the Plans require. Construct the embankment according to the requirements of this Special Provision, the Plans, Standard Drawing RGX 100 and 105, and the 2012 Standard Specifications.

### **2.0 MATERIALS.**

**2.1 Granular Embankment.** Conform to Subsection 805.10. When Granular Embankment materials are erodible or unstable according to Subsection 805.03.04, use the Special Construction Methods found in 3.2 of the Special Provision.

**2.2 Rock Embankment.** Provide durable rock from roadway excavation that consists principally of Unweathered Limestone, Durable Shale (SDI equal to or greater than 95 according to KM 64-513), or Durable Sandstone.

**2.3 Granular Pile Core.** Select a gradation of durable rock to facilitate pile driving that conforms to Subsection 805.11. If granular pile core material hinders pile driving operations, take appropriate means necessary to reach the required pile tip elevation, at no expense to the Department.

**2.4 Cohesive Pile Core.** Conform to Section 206 of the Standard Specifications and use soil with at least 50 percent passing a No. 4 sieve having a minimum Plasticity Index (PI) of 10. In addition, keep the cohesive pile core free of boulders, larger than 6 inches in any dimension, or any other obstructions, which would interfere with drilling operations. If cohesive pile core material interferes with drilling operations, take appropriate means necessary to maintain excavation stability, at no expense to the Department.

**2.5 Structure Granular Backfill.** Conform to Subsection 805.11

**2.6 Geotextile Fabric.** Conform to Type I or Type IV in Section 214 and 843 as required in the plans.

### **3.0 CONSTRUCTION.**

**3.1 General.** Construct roadway embankments at end bents according to Section 206 and in accordance with the Special Provision, the Plans, and Standard Drawings for the full embankment section. In some instances, granular or rock embankment will be required for embankment construction for stability purposes, but this special provision does not prevent the use of soil when appropriate. Refer to the plans for specific details regarding material requirements for embankment construction.

Place and compact granular or cohesive pile core, soil, granular or rock embankment, and structure granular backfill according to the applicable density requirements for the project. When constructing granular or rock embankments, use granular pile core for driven pile foundations and use cohesive pile core for pre-drilled pile or drilled shaft foundations. Place geotextile fabric, Type IV between cohesive pile core and structure

granular backfill and granular or rock embankment.

When granular or rock embankment is required for embankment construction, conform to the general requirements of Subsection 206.03.02 B). In addition, place the material in no greater than 2-foot lifts and compact with a vibrating smooth wheel roller capable of producing a minimum centrifugal force of 15 tons. Apply these requirements to the full width of the embankment for a distance of half the embankment height or 50 feet, whichever is greater, as shown on Standard Drawing RGX-105.

When using granular pile core, install 8-inch perforated underdrain pipe at or near the elevation of the original ground in the approximate locations depicted on the standard drawing, and as the Engineer directs, to ensure positive drainage of the embankment. Wrap the perforated pipe with a fabric of a type recommended by the pipe manufacturer.

After constructing the embankment, excavate for the end bent cap, drive piling or install shafts, place the mortar bed, construct the end bent, and complete the embankment to finish grade according to the construction sequence shown on the Plans or Standard Drawings and as specified hereinafter.

Certain projects may require widening of existing embankments and the removal of substructures. Construct embankment according to the plans. Substructure removal shall be completed according to the plans and Section 203. Excavation may be required at the existing embankment in order to place the structure granular backfill as shown in the Standard Drawings.

After piles are driven or shafts installed (see design drawings), slope the bottom of the excavation towards the ends of the trench as noted on the plans for drainage. Using a separate pour, place concrete mortar, or any class concrete, to provide a base for forming and placing the cap. Place side forms for the end bent after the mortar has set sufficiently to support workmen and forms without being disturbed.

Install 4-inch perforated pipe in accordance with the plans and Standard Drawings. In the event slope protection extends above the elevation of the perforated pipe, extend the pipe through the slope protection.

After placing the end bent cap and removing adjacent forms, fill the excavation with structure granular backfill material to the level of the berm prior to placing beams for the bridge. For soil embankments, place Type IV geotextile fabric between embankment material and structure granular backfill. After completing the end bent backwall, or after completing the span end wall, place the structure granular backfill to subgrade elevation. If the original excavation is enlarged, fill the entire volume with compacted structure granular backfill at no expense to the Department. Do not place backfill before removing adjacent form work. Place structure granular backfill material in trench ditches at the ends of the excavation. Place Geotextile Fabric, Type IV over the surface of structure granular backfill prior to placing aggregate base course.

Tamp the backfill with hand tampers, pneumatic tampers, or other means the Engineer approves. Thoroughly compact the backfill under the overhanging portions of the structure to ensure that the backfill is in intimate contact with the sides of the structure.

Do not apply seeding, sodding, or other vegetation to the exposed granular embankment.

**3.2 Special Construction Methods.** Erodible or unstable materials may erode even when protected by riprap or channel lining; use the special construction method described below when using these materials.

Use fine aggregates or friable sandstone granular embankment at "dry land" structures only. Do not use them at stream crossings or locations subject to flood waters.

For erodible or unstable materials having 50 percent or more passing the No. 4 sieve, protect with geotextile fabric. Extend the fabric from the original ground to the top of slope over the entire area of the embankment slopes on each side of, and in front of, the

end bent. Cover the fabric with at least 12 inches of non-erodible material.

For erodible or unstable materials having less than 50 percent passing a No. 4 sieve, cover with at least 12 inches of non-erodible material.

Where erodible or unstable granular embankment will be protected by riprap or channel lining, place geotextile fabric between the embankment and the specified slope protection.

#### **4.0 MEASUREMENT.**

**4.1 Granular Embankment.** The Department will measure the quantity in cubic yards using the plan quantity, increased or decreased by authorized adjustments as specified in Section 204. The Department will not measure for payment any Granular Embankment that is not called for in the plans.

The Department will not measure for payment any special construction caused by using erodible or unstable materials and will consider it incidental to the Granular Embankment regardless of whether the erodible or unstable material was specified or permitted.

**4.2 Rock Embankment.** The Department will not measure for payment any rock embankment and will consider it incidental to roadway excavation or embankment in place, as applicable. Rock embankments will be constructed using granular embankment on projects where there is no available rock present within the excavation limits of the project.

**4.3 Granular Pile Core.** The Department will measure the quantity in cubic yards using the plan quantity, increased or decreased by authorized adjustments as specified in Section 204. The Department will not measure for payment furnishing and placing 8-inch perforated underdrain pipe and will consider it incidental to the Granular pile core. The Department will not measure for payment any granular pile core that is necessary because the contractor elects to use granular or rock embankment when it is not specified in the plans.

**4.4 Cohesive Pile Core.** The Department will measure the quantity in cubic yards using the plan quantity, increased or decreased by authorized adjustments as specified in Section 204.

**4.5 Structure Granular Backfill.** The Department will measure the quantity in cubic yards using the plan quantity, increased or decreased by authorized adjustments as specified in Section 204. The Department will not measure any additional material required for backfill outside the limits shown on the Plans and Standard Drawings for payment and will consider it incidental to the work.

The Department will not measure structure excavation at the end bent or an existing embankment for payment and will consider it incidental to Structure Granular Backfill.

The Department will not measure for payment the 4-inch perforated underdrain pipe and will consider it incidental to the Structure Granular Backfill.

**4.6 Geotextile Fabric.** The Department will measure the quantities as specified in Section 214. The Department will not measure the quantity of fabric used for separating granular or rock embankment and cohesive pile core and will consider it incidental to cohesive pile core.

**4.7 End Bent.** The Department will measure the quantities according to the



Contract. The Department will not measure furnishing and placing the 2-inch mortar or concrete bed for payment and will consider it incidental to the end bent construction.

**5.0 PAYMENT.** The Department will make payment for the completed and accepted quantities under the following:

<u>Code</u>	<u>Pay Item</u>	<u>Pay Unit</u>
02223	Granular Embankment	Cubic Yards
20209EP69	Granular Pile Core	Cubic Yards
20210EP69	Cohesive Pile Core	Cubic Yards
02231	Structure Granular Backfill	Cubic Yards
02596, 02599	Geotextile Fabric, Type	See Section 214

The Department will consider payment as full compensation for all work required in this provision.

June 15, 2012

## **PART III**

### **EMPLOYMENT, WAGE AND RECORD REQUIREMENTS**

REQUIRED CONTRACT PROVISIONS  
FEDERAL-AID CONSTRUCTION CONTRACTS

- I. General
- II. Nondiscrimination
- III. Nonsegregated Facilities
- IV. Davis-Bacon and Related Act Provisions
- V. Contract Work Hours and Safety Standards Act Provisions
- VI. Subletting or Assigning the Contract
- VII. Safety: Accident Prevention
- VIII. False Statements Concerning Highway Projects
- IX. Implementation of Clean Air Act and Federal Water Pollution Control Act
- X. Compliance with Governmentwide Suspension and Debarment Requirements
- XI. Certification Regarding Use of Contract Funds for Lobbying

ATTACHMENTS

A. Employment and Materials Preference for Appalachian Development Highway System or Appalachian Local Access Road Contracts (included in Appalachian contracts only)

I. GENERAL

1. Form FHWA-1273 must be physically incorporated in each construction contract funded under Title 23 (excluding emergency contracts solely intended for debris removal). The contractor (or subcontractor) must insert this form in each subcontract and further require its inclusion in all lower tier subcontracts (excluding purchase orders, rental agreements and other agreements for supplies or services).

The applicable requirements of Form FHWA-1273 are incorporated by reference for work done under any purchase order, rental agreement or agreement for other services. The prime contractor shall be responsible for compliance by any subcontractor, lower-tier subcontractor or service provider.

Form FHWA-1273 must be included in all Federal-aid design-build contracts, in all subcontracts and in lower tier subcontracts (excluding subcontracts for design services, purchase orders, rental agreements and other agreements for supplies or services). The design-builder shall be responsible for compliance by any subcontractor, lower-tier subcontractor or service provider.

Contracting agencies may reference Form FHWA-1273 in bid proposal or request for proposal documents, however, the Form FHWA-1273 must be physically incorporated (not referenced) in all contracts, subcontracts and lower-tier subcontracts (excluding purchase orders, rental agreements and other agreements for supplies or services related to a construction contract).

2. Subject to the applicability criteria noted in the following sections, these contract provisions shall apply to all work performed on the contract by the contractor's own organization and with the assistance of workers under the contractor's immediate superintendence and to all work performed on the contract by piecework, station work, or by subcontract.

3. A breach of any of the stipulations contained in these Required Contract Provisions may be sufficient grounds for withholding of progress payments, withholding of final payment, termination of the contract, suspension / debarment or any other action determined to be appropriate by the contracting agency and FHWA.

4. Selection of Labor: During the performance of this contract, the contractor shall not use convict labor for any purpose within the limits of a construction project on a Federal-aid highway unless it is labor performed by convicts who are on parole, supervised release, or probation. The term Federal-aid highway does not include roadways functionally classified as local roads or rural minor collectors.

II. NONDISCRIMINATION

The provisions of this section related to 23 CFR Part 230 are applicable to all Federal-aid construction contracts and to all related construction subcontracts of \$10,000 or more. The provisions of 23 CFR Part 230 are not applicable to material supply, engineering, or architectural service contracts.

In addition, the contractor and all subcontractors must comply with the following policies: Executive Order 11246, 41 CFR 60, 29 CFR 1625-1627, Title 23 USC Section 140, the Rehabilitation Act of 1973, as amended (29 USC 794), Title VI of the Civil Rights Act of 1964, as amended, and related regulations including 49 CFR Parts 21, 26 and 27; and 23 CFR Parts 200, 230, and 633.

The contractor and all subcontractors must comply with: the requirements of the Equal Opportunity Clause in 41 CFR 60-1.4(b) and, for all construction contracts exceeding \$10,000, the Standard Federal Equal Employment Opportunity Construction Contract Specifications in 41 CFR 60-4.3.

Note: The U.S. Department of Labor has exclusive authority to determine compliance with Executive Order 11246 and the policies of the Secretary of Labor including 41 CFR 60, and 29 CFR 1625-1627. The contracting agency and the FHWA have the authority and the responsibility to ensure compliance with Title 23 USC Section 140, the Rehabilitation Act of 1973, as amended (29 USC 794), and Title VI of the Civil Rights Act of 1964, as amended, and related regulations including 49 CFR Parts 21, 26 and 27; and 23 CFR Parts 200, 230, and 633.

The following provision is adopted from 23 CFR 230, Appendix A, with appropriate revisions to conform to the U.S. Department of Labor (US DOL) and FHWA requirements.

**1. Equal Employment Opportunity:** Equal employment opportunity (EEO) requirements not to discriminate and to take affirmative action to assure equal opportunity as set forth under laws, executive orders, rules, regulations (28 CFR 35, 29 CFR 1630, 29 CFR 1625-1627, 41 CFR 60 and 49 CFR 27) and orders of the Secretary of Labor as modified by the provisions prescribed herein, and imposed pursuant to 23 U.S.C. 140 shall constitute the EEO and specific affirmative action standards for the contractor's project activities under

this contract. The provisions of the Americans with Disabilities Act of 1990 (42 U.S.C. 12101 et seq.) set forth under 28 CFR 35 and 29 CFR 1630 are incorporated by reference in this contract. In the execution of this contract, the contractor agrees to comply with the following minimum specific requirement activities of EEO:

a. The contractor will work with the contracting agency and the Federal Government to ensure that it has made every good faith effort to provide equal opportunity with respect to all of its terms and conditions of employment and in their review of activities under the contract.

b. The contractor will accept as its operating policy the following statement:

"It is the policy of this Company to assure that applicants are employed, and that employees are treated during employment, without regard to their race, religion, sex, color, national origin, age or disability. Such action shall include: employment, upgrading, demotion, or transfer; recruitment or recruitment advertising; layoff or termination; rates of pay or other forms of compensation; and selection for training, including apprenticeship, pre-apprenticeship, and/or on-the-job training."

**2. EEO Officer:** The contractor will designate and make known to the contracting officers an EEO Officer who will have the responsibility for and must be capable of effectively administering and promoting an active EEO program and who must be assigned adequate authority and responsibility to do so.

**3. Dissemination of Policy:** All members of the contractor's staff who are authorized to hire, supervise, promote, and discharge employees, or who recommend such action, or who are substantially involved in such action, will be made fully cognizant of, and will implement, the contractor's EEO policy and contractual responsibilities to provide EEO in each grade and classification of employment. To ensure that the above agreement will be met, the following actions will be taken as a minimum:

a. Periodic meetings of supervisory and personnel office employees will be conducted before the start of work and then not less often than once every six months, at which time the contractor's EEO policy and its implementation will be reviewed and explained. The meetings will be conducted by the EEO Officer.

b. All new supervisory or personnel office employees will be given a thorough indoctrination by the EEO Officer, covering all major aspects of the contractor's EEO obligations within thirty days following their reporting for duty with the contractor.

c. All personnel who are engaged in direct recruitment for the project will be instructed by the EEO Officer in the contractor's procedures for locating and hiring minorities and women.

d. Notices and posters setting forth the contractor's EEO policy will be placed in areas readily accessible to employees, applicants for employment and potential employees.

e. The contractor's EEO policy and the procedures to implement such policy will be brought to the attention of employees by means of meetings, employee handbooks, or other appropriate means.

**4. Recruitment:** When advertising for employees, the contractor will include in all advertisements for employees the notation: "An Equal Opportunity Employer." All such advertisements will be placed in publications having a large circulation among minorities and women in the area from which the project work force would normally be derived.

a. The contractor will, unless precluded by a valid bargaining agreement, conduct systematic and direct recruitment through public and private employee referral sources likely to yield qualified minorities and women. To meet this requirement, the contractor will identify sources of potential minority group employees, and establish with such identified sources procedures whereby minority and women applicants may be referred to the contractor for employment consideration.

b. In the event the contractor has a valid bargaining agreement providing for exclusive hiring hall referrals, the contractor is expected to observe the provisions of that agreement to the extent that the system meets the contractor's compliance with EEO contract provisions. Where implementation of such an agreement has the effect of discriminating against minorities or women, or obligates the contractor to do the same, such implementation violates Federal nondiscrimination provisions.

c. The contractor will encourage its present employees to refer minorities and women as applicants for employment. Information and procedures with regard to referring such applicants will be discussed with employees.

**5. Personnel Actions:** Wages, working conditions, and employee benefits shall be established and administered, and personnel actions of every type, including hiring, upgrading, promotion, transfer, demotion, layoff, and termination, shall be taken without regard to race, color, religion, sex, national origin, age or disability. The following procedures shall be followed:

a. The contractor will conduct periodic inspections of project sites to insure that working conditions and employee facilities do not indicate discriminatory treatment of project site personnel.

b. The contractor will periodically evaluate the spread of wages paid within each classification to determine any evidence of discriminatory wage practices.

c. The contractor will periodically review selected personnel actions in depth to determine whether there is evidence of discrimination. Where evidence is found, the contractor will promptly take corrective action. If the review indicates that the discrimination may extend beyond the actions reviewed, such corrective action shall include all affected persons.

d. The contractor will promptly investigate all complaints of alleged discrimination made to the contractor in connection with its obligations under this contract, will attempt to resolve such complaints, and will take appropriate corrective action within a reasonable time. If the investigation indicates that the discrimination may affect persons other than the complainant, such corrective action shall include such other persons. Upon completion of each investigation, the contractor will inform every complainant of all of their avenues of appeal.

**6. Training and Promotion:**

a. The contractor will assist in locating, qualifying, and increasing the skills of minorities and women who are

applicants for employment or current employees. Such efforts should be aimed at developing full journey level status employees in the type of trade or job classification involved.

b. Consistent with the contractor's work force requirements and as permissible under Federal and State regulations, the contractor shall make full use of training programs, i.e., apprenticeship, and on-the-job training programs for the geographical area of contract performance. In the event a special provision for training is provided under this contract, this subparagraph will be superseded as indicated in the special provision. The contracting agency may reserve training positions for persons who receive welfare assistance in accordance with 23 U.S.C. 140(a).

c. The contractor will advise employees and applicants for employment of available training programs and entrance requirements for each.

d. The contractor will periodically review the training and promotion potential of employees who are minorities and women and will encourage eligible employees to apply for such training and promotion.

**7. Unions:** If the contractor relies in whole or in part upon unions as a source of employees, the contractor will use good faith efforts to obtain the cooperation of such unions to increase opportunities for minorities and women. Actions by the contractor, either directly or through a contractor's association acting as agent, will include the procedures set forth below:

a. The contractor will use good faith efforts to develop, in cooperation with the unions, joint training programs aimed toward qualifying more minorities and women for membership in the unions and increasing the skills of minorities and women so that they may qualify for higher paying employment.

b. The contractor will use good faith efforts to incorporate an EEO clause into each union agreement to the end that such union will be contractually bound to refer applicants without regard to their race, color, religion, sex, national origin, age or disability.

c. The contractor is to obtain information as to the referral practices and policies of the labor union except that to the extent such information is within the exclusive possession of the labor union and such labor union refuses to furnish such information to the contractor, the contractor shall so certify to the contracting agency and shall set forth what efforts have been made to obtain such information.

d. In the event the union is unable to provide the contractor with a reasonable flow of referrals within the time limit set forth in the collective bargaining agreement, the contractor will, through independent recruitment efforts, fill the employment vacancies without regard to race, color, religion, sex, national origin, age or disability; making full efforts to obtain qualified and/or qualifiable minorities and women. The failure of a union to provide sufficient referrals (even though it is obligated to provide exclusive referrals under the terms of a collective bargaining agreement) does not relieve the contractor from the requirements of this paragraph. In the event the union referral practice prevents the contractor from meeting the obligations pursuant to Executive Order 11246, as amended, and these special provisions, such contractor shall immediately notify the contracting agency.

**8. Reasonable Accommodation for Applicants / Employees with Disabilities:** The contractor must be familiar

with the requirements for and comply with the Americans with Disabilities Act and all rules and regulations established there under. Employers must provide reasonable accommodation in all employment activities unless to do so would cause an undue hardship.

**9. Selection of Subcontractors, Procurement of Materials and Leasing of Equipment:** The contractor shall not discriminate on the grounds of race, color, religion, sex, national origin, age or disability in the selection and retention of subcontractors, including procurement of materials and leases of equipment. The contractor shall take all necessary and reasonable steps to ensure nondiscrimination in the administration of this contract.

a. The contractor shall notify all potential subcontractors and suppliers and lessors of their EEO obligations under this contract.

b. The contractor will use good faith efforts to ensure subcontractor compliance with their EEO obligations.

**10. Assurance Required by 49 CFR 26.13(b):**

a. The requirements of 49 CFR Part 26 and the State DOT's U.S. DOT-approved DBE program are incorporated by reference.

b. The contractor or subcontractor shall not discriminate on the basis of race, color, national origin, or sex in the performance of this contract. The contractor shall carry out applicable requirements of 49 CFR Part 26 in the award and administration of DOT-assisted contracts. Failure by the contractor to carry out these requirements is a material breach of this contract, which may result in the termination of this contract or such other remedy as the contracting agency deems appropriate.

**11. Records and Reports:** The contractor shall keep such records as necessary to document compliance with the EEO requirements. Such records shall be retained for a period of three years following the date of the final payment to the contractor for all contract work and shall be available at reasonable times and places for inspection by authorized representatives of the contracting agency and the FHWA.

a. The records kept by the contractor shall document the following:

(1) The number and work hours of minority and non-minority group members and women employed in each work classification on the project;

(2) The progress and efforts being made in cooperation with unions, when applicable, to increase employment opportunities for minorities and women; and

(3) The progress and efforts being made in locating, hiring, training, qualifying, and upgrading minorities and women;

b. The contractors and subcontractors will submit an annual report to the contracting agency each July for the duration of the project, indicating the number of minority, women, and non-minority group employees currently engaged in each work classification required by the contract work. This information is to be reported on [Form FHWA-1391](#). The staffing data should represent the project work force on board in all or any part of the last payroll period preceding the end of July. If on-the-job training is being required by special provision, the contractor

will be required to collect and report training data. The employment data should reflect the work force on board during all or any part of the last payroll period preceding the end of July.

### III. NONSEGREGATED FACILITIES

This provision is applicable to all Federal-aid construction contracts and to all related construction subcontracts of \$10,000 or more.

The contractor must ensure that facilities provided for employees are provided in such a manner that segregation on the basis of race, color, religion, sex, or national origin cannot result. The contractor may neither require such segregated use by written or oral policies nor tolerate such use by employee custom. The contractor's obligation extends further to ensure that its employees are not assigned to perform their services at any location, under the contractor's control, where the facilities are segregated. The term "facilities" includes waiting rooms, work areas, restaurants and other eating areas, time clocks, restrooms, washrooms, locker rooms, and other storage or dressing areas, parking lots, drinking fountains, recreation or entertainment areas, transportation, and housing provided for employees. The contractor shall provide separate or single-user restrooms and necessary dressing or sleeping areas to assure privacy between sexes.

### IV. DAVIS-BACON AND RELATED ACT PROVISIONS

This section is applicable to all Federal-aid construction projects exceeding \$2,000 and to all related subcontracts and lower-tier subcontracts (regardless of subcontract size). The requirements apply to all projects located within the right-of-way of a roadway that is functionally classified as Federal-aid highway. This excludes roadways functionally classified as local roads or rural minor collectors, which are exempt. Contracting agencies may elect to apply these requirements to other projects.

The following provisions are from the U.S. Department of Labor regulations in 29 CFR 5.5 "Contract provisions and related matters" with minor revisions to conform to the FHWA-1273 format and FHWA program requirements.

#### 1. Minimum wages

a. All laborers and mechanics employed or working upon the site of the work, will be paid unconditionally and not less often than once a week, and without subsequent deduction or rebate on any account (except such payroll deductions as are permitted by regulations issued by the Secretary of Labor under the Copeland Act (29 CFR part 3)), the full amount of wages and bona fide fringe benefits (or cash equivalents thereof) due at time of payment computed at rates not less than those contained in the wage determination of the Secretary of Labor which is attached hereto and made a part hereof, regardless of any contractual relationship which may be alleged to exist between the contractor and such laborers and mechanics.

Contributions made or costs reasonably anticipated for bona fide fringe benefits under section 1(b)(2) of the Davis-Bacon Act on behalf of laborers or mechanics are considered wages paid to such laborers or mechanics, subject to the provisions

of paragraph 1.d. of this section; also, regular contributions made or costs incurred for more than a weekly period (but not less often than quarterly) under plans, funds, or programs which cover the particular weekly period, are deemed to be constructively made or incurred during such weekly period. Such laborers and mechanics shall be paid the appropriate wage rate and fringe benefits on the wage determination for the classification of work actually performed, without regard to skill, except as provided in 29 CFR 5.5(a)(4). Laborers or mechanics performing work in more than one classification may be compensated at the rate specified for each classification for the time actually worked therein: Provided, That the employer's payroll records accurately set forth the time spent in each classification in which work is performed. The wage determination (including any additional classification and wage rates conformed under paragraph 1.b. of this section) and the Davis-Bacon poster (WH-1321) shall be posted at all times by the contractor and its subcontractors at the site of the work in a prominent and accessible place where it can be easily seen by the workers.

b. (1) The contracting officer shall require that any class of laborers or mechanics, including helpers, which is not listed in the wage determination and which is to be employed under the contract shall be classified in conformance with the wage determination. The contracting officer shall approve an additional classification and wage rate and fringe benefits therefore only when the following criteria have been met:

(i) The work to be performed by the classification requested is not performed by a classification in the wage determination; and

(ii) The classification is utilized in the area by the construction industry; and

(iii) The proposed wage rate, including any bona fide fringe benefits, bears a reasonable relationship to the wage rates contained in the wage determination.

(2) If the contractor and the laborers and mechanics to be employed in the classification (if known), or their representatives, and the contracting officer agree on the classification and wage rate (including the amount designated for fringe benefits where appropriate), a report of the action taken shall be sent by the contracting officer to the Administrator of the Wage and Hour Division, Employment Standards Administration, U.S. Department of Labor, Washington, DC 20210. The Administrator, or an authorized representative, will approve, modify, or disapprove every additional classification action within 30 days of receipt and so advise the contracting officer or will notify the contracting officer within the 30-day period that additional time is necessary.

(3) In the event the contractor, the laborers or mechanics to be employed in the classification or their representatives, and the contracting officer do not agree on the proposed classification and wage rate (including the amount designated for fringe benefits, where appropriate), the contracting officer shall refer the questions, including the views of all interested parties and the recommendation of the contracting officer, to the Wage and Hour Administrator for determination. The Wage and Hour Administrator, or an authorized representative, will issue a determination within 30 days of receipt and so advise the contracting officer or



will notify the contracting officer within the 30-day period that additional time is necessary.

(4) The wage rate (including fringe benefits where appropriate) determined pursuant to paragraphs 1.b.(2) or 1.b.(3) of this section, shall be paid to all workers performing work in the classification under this contract from the first day on which work is performed in the classification.

c. Whenever the minimum wage rate prescribed in the contract for a class of laborers or mechanics includes a fringe benefit which is not expressed as an hourly rate, the contractor shall either pay the benefit as stated in the wage determination or shall pay another bona fide fringe benefit or an hourly cash equivalent thereof.

d. If the contractor does not make payments to a trustee or other third person, the contractor may consider as part of the wages of any laborer or mechanic the amount of any costs reasonably anticipated in providing bona fide fringe benefits under a plan or program. Provided, That the Secretary of Labor has found, upon the written request of the contractor, that the applicable standards of the Davis-Bacon Act have been met. The Secretary of Labor may require the contractor to set aside in a separate account assets for the meeting of obligations under the plan or program.

## 2. Withholding

The contracting agency shall upon its own action or upon written request of an authorized representative of the Department of Labor, withhold or cause to be withheld from the contractor under this contract, or any other Federal contract with the same prime contractor, or any other federally-assisted contract subject to Davis-Bacon prevailing wage requirements, which is held by the same prime contractor, so much of the accrued payments or advances as may be considered necessary to pay laborers and mechanics, including apprentices, trainees, and helpers, employed by the contractor or any subcontractor the full amount of wages required by the contract. In the event of failure to pay any laborer or mechanic, including any apprentice, trainee, or helper, employed or working on the site of the work, all or part of the wages required by the contract, the contracting agency may, after written notice to the contractor, take such action as may be necessary to cause the suspension of any further payment, advance, or guarantee of funds until such violations have ceased.

## 3. Payrolls and basic records

a. Payrolls and basic records relating thereto shall be maintained by the contractor during the course of the work and preserved for a period of three years thereafter for all laborers and mechanics working at the site of the work. Such records shall contain the name, address, and social security number of each such worker, his or her correct classification, hourly rates of wages paid (including rates of contributions or costs anticipated for bona fide fringe benefits or cash equivalents thereof of the types described in section 1(b)(2)(B) of the Davis-Bacon Act), daily and weekly number of hours worked, deductions made and actual wages paid. Whenever the Secretary of Labor has found under 29 CFR 5.5(a)(1)(iv) that the wages of any laborer or mechanic include the amount of any costs reasonably anticipated in providing benefits under a plan or program described in section 1(b)(2)(B) of the Davis-

Bacon Act, the contractor shall maintain records which show that the commitment to provide such benefits is enforceable, that the plan or program is financially responsible, and that the plan or program has been communicated in writing to the laborers or mechanics affected, and records which show the costs anticipated or the actual cost incurred in providing such benefits. Contractors employing apprentices or trainees under approved programs shall maintain written evidence of the registration of apprenticeship programs and certification of trainee programs, the registration of the apprentices and trainees, and the ratios and wage rates prescribed in the applicable programs.

b. (1) The contractor shall submit weekly for each week in which any contract work is performed a copy of all payrolls to the contracting agency. The payrolls submitted shall set out accurately and completely all of the information required to be maintained under 29 CFR 5.5(a)(3)(i), except that full social security numbers and home addresses shall not be included on weekly transmittals. Instead the payrolls shall only need to include an individually identifying number for each employee (e.g., the last four digits of the employee's social security number). The required weekly payroll information may be submitted in any form desired. Optional Form WH-347 is available for this purpose from the Wage and Hour Division Web site at <http://www.dol.gov/esa/whd/forms/wh347instr.htm> or its successor site. The prime contractor is responsible for the submission of copies of payrolls by all subcontractors. Contractors and subcontractors shall maintain the full social security number and current address of each covered worker, and shall provide them upon request to the contracting agency for transmission to the State DOT, the FHWA or the Wage and Hour Division of the Department of Labor for purposes of an investigation or audit of compliance with prevailing wage requirements. It is not a violation of this section for a prime contractor to require a subcontractor to provide addresses and social security numbers to the prime contractor for its own records, without weekly submission to the contracting agency..

(2) Each payroll submitted shall be accompanied by a "Statement of Compliance," signed by the contractor or subcontractor or his or her agent who pays or supervises the payment of the persons employed under the contract and shall certify the following:

(i) That the payroll for the payroll period contains the information required to be provided under §5.5 (a)(3)(ii) of Regulations, 29 CFR part 5, the appropriate information is being maintained under §5.5 (a)(3)(i) of Regulations, 29 CFR part 5, and that such information is correct and complete;

(ii) That each laborer or mechanic (including each helper, apprentice, and trainee) employed on the contract during the payroll period has been paid the full weekly wages earned, without rebate, either directly or indirectly, and that no deductions have been made either directly or indirectly from the full wages earned, other than permissible deductions as set forth in Regulations, 29 CFR part 3;

(iii) That each laborer or mechanic has been paid not less than the applicable wage rates and fringe benefits or cash equivalents for the classification of work performed, as specified in the applicable wage determination incorporated into the contract.

(3) The weekly submission of a properly executed certification set forth on the reverse side of Optional Form WH-347 shall satisfy the requirement for submission of the "Statement of Compliance" required by paragraph 3.b.(2) of this section.

(4) The falsification of any of the above certifications may subject the contractor or subcontractor to civil or criminal prosecution under section 1001 of title 18 and section 231 of title 31 of the United States Code.

c. The contractor or subcontractor shall make the records required under paragraph 3.a. of this section available for inspection, copying, or transcription by authorized representatives of the contracting agency, the State DOT, the FHWA, or the Department of Labor, and shall permit such representatives to interview employees during working hours on the job. If the contractor or subcontractor fails to submit the required records or to make them available, the FHWA may, after written notice to the contractor, the contracting agency or the State DOT, take such action as may be necessary to cause the suspension of any further payment, advance, or guarantee of funds. Furthermore, failure to submit the required records upon request or to make such records available may be grounds for debarment action pursuant to 29 CFR 5.12.

#### **4. Apprentices and trainees**

##### **a. Apprentices (programs of the USDOL).**

Apprentices will be permitted to work at less than the predetermined rate for the work they performed when they are employed pursuant to and individually registered in a bona fide apprenticeship program registered with the U.S. Department of Labor, Employment and Training Administration, Office of Apprenticeship Training, Employer and Labor Services, or with a State Apprenticeship Agency recognized by the Office, or if a person is employed in his or her first 90 days of probationary employment as an apprentice in such an apprenticeship program, who is not individually registered in the program, but who has been certified by the Office of Apprenticeship Training, Employer and Labor Services or a State Apprenticeship Agency (where appropriate) to be eligible for probationary employment as an apprentice.

The allowable ratio of apprentices to journeymen on the job site in any craft classification shall not be greater than the ratio permitted to the contractor as to the entire work force under the registered program. Any worker listed on a payroll at an apprentice wage rate, who is not registered or otherwise employed as stated above, shall be paid not less than the applicable wage rate on the wage determination for the classification of work actually performed. In addition, any apprentice performing work on the job site in excess of the ratio permitted under the registered program shall be paid not less than the applicable wage rate on the wage determination for the work actually performed. Where a contractor is performing construction on a project in a locality other than that in which its program is registered, the ratios and wage rates (expressed in percentages of the journeyman's hourly rate) specified in the contractor's or subcontractor's registered program shall be observed.

Every apprentice must be paid at not less than the rate specified in the registered program for the apprentice's level of progress, expressed as a percentage of the journeymen hourly

rate specified in the applicable wage determination. Apprentices shall be paid fringe benefits in accordance with the provisions of the apprenticeship program. If the apprenticeship program does not specify fringe benefits, apprentices must be paid the full amount of fringe benefits listed on the wage determination for the applicable classification. If the Administrator determines that a different practice prevails for the applicable apprentice classification, fringes shall be paid in accordance with that determination.

In the event the Office of Apprenticeship Training, Employer and Labor Services, or a State Apprenticeship Agency recognized by the Office, withdraws approval of an apprenticeship program, the contractor will no longer be permitted to utilize apprentices at less than the applicable predetermined rate for the work performed until an acceptable program is approved.

##### **b. Trainees (programs of the USDOL).**

Except as provided in 29 CFR 5.16, trainees will not be permitted to work at less than the predetermined rate for the work performed unless they are employed pursuant to and individually registered in a program which has received prior approval, evidenced by formal certification by the U.S. Department of Labor, Employment and Training Administration.

The ratio of trainees to journeymen on the job site shall not be greater than permitted under the plan approved by the Employment and Training Administration.

Every trainee must be paid at not less than the rate specified in the approved program for the trainee's level of progress, expressed as a percentage of the journeyman hourly rate specified in the applicable wage determination. Trainees shall be paid fringe benefits in accordance with the provisions of the trainee program. If the trainee program does not mention fringe benefits, trainees shall be paid the full amount of fringe benefits listed on the wage determination unless the Administrator of the Wage and Hour Division determines that there is an apprenticeship program associated with the corresponding journeyman wage rate on the wage determination which provides for less than full fringe benefits for apprentices. Any employee listed on the payroll at a trainee rate who is not registered and participating in a training plan approved by the Employment and Training Administration shall be paid not less than the applicable wage rate on the wage determination for the classification of work actually performed. In addition, any trainee performing work on the job site in excess of the ratio permitted under the registered program shall be paid not less than the applicable wage rate on the wage determination for the work actually performed.

In the event the Employment and Training Administration withdraws approval of a training program, the contractor will no longer be permitted to utilize trainees at less than the applicable predetermined rate for the work performed until an acceptable program is approved.

c. Equal employment opportunity. The utilization of apprentices, trainees and journeymen under this part shall be in conformity with the equal employment opportunity requirements of Executive Order 11246, as amended, and 29 CFR part 30.

d. Apprentices and Trainees (programs of the U.S. DOT).

Apprentices and trainees working under apprenticeship and skill training programs which have been certified by the Secretary of Transportation as promoting EEO in connection with Federal-aid highway construction programs are not subject to the requirements of paragraph 4 of this Section IV. The straight time hourly wage rates for apprentices and trainees under such programs will be established by the particular programs. The ratio of apprentices and trainees to journeymen shall not be greater than permitted by the terms of the particular program.

**5. Compliance with Copeland Act requirements.** The contractor shall comply with the requirements of 29 CFR part 3, which are incorporated by reference in this contract.

**6. Subcontracts.** The contractor or subcontractor shall insert Form FHWA-1273 in any subcontracts and also require the subcontractors to include Form FHWA-1273 in any lower tier subcontracts. The prime contractor shall be responsible for the compliance by any subcontractor or lower tier subcontractor with all the contract clauses in 29 CFR 5.5.

**7. Contract termination: debarment.** A breach of the contract clauses in 29 CFR 5.5 may be grounds for termination of the contract, and for debarment as a contractor and a subcontractor as provided in 29 CFR 5.12.

**8. Compliance with Davis-Bacon and Related Act requirements.** All rulings and interpretations of the Davis-Bacon and Related Acts contained in 29 CFR parts 1, 3, and 5 are herein incorporated by reference in this contract.

**9. Disputes concerning labor standards.** Disputes arising out of the labor standards provisions of this contract shall not be subject to the general disputes clause of this contract. Such disputes shall be resolved in accordance with the procedures of the Department of Labor set forth in 29 CFR parts 5, 6, and 7. Disputes within the meaning of this clause include disputes between the contractor (or any of its subcontractors) and the contracting agency, the U.S. Department of Labor, or the employees or their representatives.

**10. Certification of eligibility.**

a. By entering into this contract, the contractor certifies that neither it (nor he or she) nor any person or firm who has an interest in the contractor's firm is a person or firm ineligible to be awarded Government contracts by virtue of section 3(a) of the Davis-Bacon Act or 29 CFR 5.12(a)(1).

b. No part of this contract shall be subcontracted to any person or firm ineligible for award of a Government contract by virtue of section 3(a) of the Davis-Bacon Act or 29 CFR 5.12(a)(1).

c. The penalty for making false statements is prescribed in the U.S. Criminal Code, 18 U.S.C. 1001.

**V. CONTRACT WORK HOURS AND SAFETY STANDARDS ACT**

The following clauses apply to any Federal-aid construction contract in an amount in excess of \$100,000 and subject to the overtime provisions of the Contract Work Hours and Safety Standards Act. These clauses shall be inserted in addition to the clauses required by 29 CFR 5.5(a) or 29 CFR 4.6. As used in this paragraph, the terms laborers and mechanics include watchmen and guards.

**1. Overtime requirements.** No contractor or subcontractor contracting for any part of the contract work which may require or involve the employment of laborers or mechanics shall require or permit any such laborer or mechanic in any workweek in which he or she is employed on such work to work in excess of forty hours in such workweek unless such laborer or mechanic receives compensation at a rate not less than one and one-half times the basic rate of pay for all hours worked in excess of forty hours in such workweek.

**2. Violation; liability for unpaid wages; liquidated damages.** In the event of any violation of the clause set forth in paragraph (1.) of this section, the contractor and any subcontractor responsible therefor shall be liable for the unpaid wages. In addition, such contractor and subcontractor shall be liable to the United States (in the case of work done under contract for the District of Columbia or a territory, to such District or to such territory), for liquidated damages. Such liquidated damages shall be computed with respect to each individual laborer or mechanic, including watchmen and guards, employed in violation of the clause set forth in paragraph (1.) of this section, in the sum of \$10 for each calendar day on which such individual was required or permitted to work in excess of the standard workweek of forty hours without payment of the overtime wages required by the clause set forth in paragraph (1.) of this section.

**3. Withholding for unpaid wages and liquidated damages.** The FHWA or the contracting agency shall upon its own action or upon written request of an authorized representative of the Department of Labor withhold or cause to be withheld, from any moneys payable on account of work performed by the contractor or subcontractor under any such contract or any other Federal contract with the same prime contractor, or any other federally-assisted contract subject to the Contract Work Hours and Safety Standards Act, which is held by the same prime contractor, such sums as may be determined to be necessary to satisfy any liabilities of such contractor or subcontractor for unpaid wages and liquidated damages as provided in the clause set forth in paragraph (2.) of this section.

**4. Subcontracts.** The contractor or subcontractor shall insert in any subcontracts the clauses set forth in paragraph (1.) through (4.) of this section and also a clause requiring the subcontractors to include these clauses in any lower tier subcontracts. The prime contractor shall be responsible for compliance by any subcontractor or lower tier subcontractor with the clauses set forth in paragraphs (1.) through (4.) of this section.

**VI. SUBLETTING OR ASSIGNING THE CONTRACT**

This provision is applicable to all Federal-aid construction contracts on the National Highway System.

1. The contractor shall perform with its own organization contract work amounting to not less than 30 percent (or a greater percentage if specified elsewhere in the contract) of the total original contract price, excluding any specialty items designated by the contracting agency. Specialty items may be performed by subcontract and the amount of any such specialty items performed may be deducted from the total original contract price before computing the amount of work required to be performed by the contractor's own organization (23 CFR 635.116).

a. The term "perform work with its own organization" refers to workers employed or leased by the prime contractor, and equipment owned or rented by the prime contractor, with or without operators. Such term does not include employees or equipment of a subcontractor or lower tier subcontractor, agents of the prime contractor, or any other assignees. The term may include payments for the costs of hiring leased employees from an employee leasing firm meeting all relevant Federal and State regulatory requirements. Leased employees may only be included in this term if the prime contractor meets all of the following conditions:

- (1) the prime contractor maintains control over the supervision of the day-to-day activities of the leased employees;
- (2) the prime contractor remains responsible for the quality of the work of the leased employees;
- (3) the prime contractor retains all power to accept or exclude individual employees from work on the project; and
- (4) the prime contractor remains ultimately responsible for the payment of predetermined minimum wages, the submission of payrolls, statements of compliance and all other Federal regulatory requirements.

b. "Specialty Items" shall be construed to be limited to work that requires highly specialized knowledge, abilities, or equipment not ordinarily available in the type of contracting organizations qualified and expected to bid or propose on the contract as a whole and in general are to be limited to minor components of the overall contract.

2. The contract amount upon which the requirements set forth in paragraph (1) of Section VI is computed includes the cost of material and manufactured products which are to be purchased or produced by the contractor under the contract provisions.

3. The contractor shall furnish (a) a competent superintendent or supervisor who is employed by the firm, has full authority to direct performance of the work in accordance with the contract requirements, and is in charge of all construction operations (regardless of who performs the work) and (b) such other of its own organizational resources (supervision, management, and engineering services) as the contracting officer determines is necessary to assure the performance of the contract.

4. No portion of the contract shall be sublet, assigned or otherwise disposed of except with the written consent of the contracting officer, or authorized representative, and such consent when given shall not be construed to relieve the contractor of any responsibility for the fulfillment of the contract. Written consent will be given only after the contracting agency has assured that each subcontract is

evidenced in writing and that it contains all pertinent provisions and requirements of the prime contract.

5. The 30% self-performance requirement of paragraph (1) is not applicable to design-build contracts; however, contracting agencies may establish their own self-performance requirements.

**VII. SAFETY: ACCIDENT PREVENTION**

This provision is applicable to all Federal-aid construction contracts and to all related subcontracts.

1. In the performance of this contract the contractor shall comply with all applicable Federal, State, and local laws governing safety, health, and sanitation (23 CFR 635). The contractor shall provide all safeguards, safety devices and protective equipment and take any other needed actions as it determines, or as the contracting officer may determine, to be reasonably necessary to protect the life and health of employees on the job and the safety of the public and to protect property in connection with the performance of the work covered by the contract.

2. It is a condition of this contract, and shall be made a condition of each subcontract, which the contractor enters into pursuant to this contract, that the contractor and any subcontractor shall not permit any employee, in performance of the contract, to work in surroundings or under conditions which are unsanitary, hazardous or dangerous to his/her health or safety, as determined under construction safety and health standards (29 CFR 1926) promulgated by the Secretary of Labor, in accordance with Section 107 of the Contract Work Hours and Safety Standards Act (40 U.S.C. 3704).

3. Pursuant to 29 CFR 1926.3, it is a condition of this contract that the Secretary of Labor or authorized representative thereof, shall have right of entry to any site of contract performance to inspect or investigate the matter of compliance with the construction safety and health standards and to carry out the duties of the Secretary under Section 107 of the Contract Work Hours and Safety Standards Act (40 U.S.C.3704).

**VIII. FALSE STATEMENTS CONCERNING HIGHWAY PROJECTS**

This provision is applicable to all Federal-aid construction contracts and to all related subcontracts.

In order to assure high quality and durable construction in conformity with approved plans and specifications and a high degree of reliability on statements and representations made by engineers, contractors, suppliers, and workers on Federal-aid highway projects, it is essential that all persons concerned with the project perform their functions as carefully, thoroughly, and honestly as possible. Willful falsification, distortion, or misrepresentation with respect to any facts related to the project is a violation of Federal law. To prevent any misunderstanding regarding the seriousness of these and similar acts, Form FHWA-1022 shall be posted on each Federal-aid highway project (23 CFR 635) in one or more places where it is readily available to all persons concerned with the project:

18 U.S.C. 1020 reads as follows:

"Whoever, being an officer, agent, or employee of the United States, or of any State or Territory, or whoever, whether a person, association, firm, or corporation, knowingly makes any false statement, false representation, or false report as to the character, quality, quantity, or cost of the material used or to be used, or the quantity or quality of the work performed or to be performed, or the cost thereof in connection with the submission of plans, maps, specifications, contracts, or costs of construction on any highway or related project submitted for approval to the Secretary of Transportation; or

Whoever knowingly makes any false statement, false representation, false report or false claim with respect to the character, quality, quantity, or cost of any work performed or to be performed, or materials furnished or to be furnished, in connection with the construction of any highway or related project approved by the Secretary of Transportation; or

Whoever knowingly makes any false statement or false representation as to material fact in any statement, certificate, or report submitted pursuant to provisions of the Federal-aid Roads Act approved July 1, 1916, (39 Stat. 355), as amended and supplemented;

Shall be fined under this title or imprisoned not more than 5 years or both."

**IX. IMPLEMENTATION OF CLEAN AIR ACT AND FEDERAL WATER POLLUTION CONTROL ACT**

This provision is applicable to all Federal-aid construction contracts and to all related subcontracts.

By submission of this bid/proposal or the execution of this contract, or subcontract, as appropriate, the bidder, proposer, Federal-aid construction contractor, or subcontractor, as appropriate, will be deemed to have stipulated as follows:

- 1. That any person who is or will be utilized in the performance of this contract is not prohibited from receiving an award due to a violation of Section 508 of the Clean Water Act or Section 306 of the Clean Air Act.
- 2. That the contractor agrees to include or cause to be included the requirements of paragraph (1) of this Section X in every subcontract, and further agrees to take such action as the contracting agency may direct as a means of enforcing such requirements.

**X. CERTIFICATION REGARDING DEBARMENT, SUSPENSION, INELIGIBILITY AND VOLUNTARY EXCLUSION**

This provision is applicable to all Federal-aid construction contracts, design-build contracts, subcontracts, lower-tier subcontracts, purchase orders, lease agreements, consultant contracts or any other covered transaction requiring FHWA approval or that is estimated to cost \$25,000 or more – as defined in 2 CFR Parts 180 and 1200.

- 1. **Instructions for Certification – First Tier Participants:**
  - a. By signing and submitting this proposal, the prospective first tier participant is providing the certification set out below.
  - b. The inability of a person to provide the certification set out below will not necessarily result in denial of participation in this

covered transaction. The prospective first tier participant shall submit an explanation of why it cannot provide the certification set out below. The certification or explanation will be considered in connection with the department or agency's determination whether to enter into this transaction. However, failure of the prospective first tier participant to furnish a certification or an explanation shall disqualify such a person from participation in this transaction.

c. The certification in this clause is a material representation of fact upon which reliance was placed when the contracting agency determined to enter into this transaction. If it is later determined that the prospective participant knowingly rendered an erroneous certification, in addition to other remedies available to the Federal Government, the contracting agency may terminate this transaction for cause of default.

d. The prospective first tier participant shall provide immediate written notice to the contracting agency to whom this proposal is submitted if any time the prospective first tier participant learns that its certification was erroneous when submitted or has become erroneous by reason of changed circumstances.

e. The terms "covered transaction," "debarred," "suspended," "ineligible," "participant," "person," "principal," and "voluntarily excluded," as used in this clause, are defined in 2 CFR Parts 180 and 1200. "First Tier Covered Transactions" refers to any covered transaction between a grantee or subgrantee of Federal funds and a participant (such as the prime or general contract). "Lower Tier Covered Transactions" refers to any covered transaction under a First Tier Covered Transaction (such as subcontracts). "First Tier Participant" refers to the participant who has entered into a covered transaction with a grantee or subgrantee of Federal funds (such as the prime or general contractor). "Lower Tier Participant" refers any participant who has entered into a covered transaction with a First Tier Participant or other Lower Tier Participants (such as subcontractors and suppliers).

f. The prospective first tier participant agrees by submitting this proposal that, should the proposed covered transaction be entered into, it shall not knowingly enter into any lower tier covered transaction with a person who is debarred, suspended, declared ineligible, or voluntarily excluded from participation in this covered transaction, unless authorized by the department or agency entering into this transaction.

g. The prospective first tier participant further agrees by submitting this proposal that it will include the clause titled "Certification Regarding Debarment, Suspension, Ineligibility and Voluntary Exclusion-Lower Tier Covered Transactions," provided by the department or contracting agency, entering into this covered transaction, without modification, in all lower tier covered transactions and in all solicitations for lower tier covered transactions exceeding the \$25,000 threshold.

h. A participant in a covered transaction may rely upon a certification of a prospective participant in a lower tier covered transaction that is not debarred, suspended, ineligible, or voluntarily excluded from the covered transaction, unless it knows that the certification is erroneous. A participant is responsible for ensuring that its principals are not suspended, debarred, or otherwise ineligible to participate in covered transactions. To verify the eligibility of its principals, as well as the eligibility of any lower tier prospective participants, each participant may, but is not required to, check the Excluded Parties List System website (<https://www.epls.gov/>), which is compiled by the General Services Administration.

i. Nothing contained in the foregoing shall be construed to require the establishment of a system of records in order to render in good faith the certification required by this clause. The knowledge and information of the prospective participant is not required to exceed that which is normally possessed by a prudent person in the ordinary course of business dealings.

j. Except for transactions authorized under paragraph (f) of these instructions, if a participant in a covered transaction knowingly enters into a lower tier covered transaction with a person who is suspended, debarred, ineligible, or voluntarily excluded from participation in this transaction, in addition to other remedies available to the Federal Government, the department or agency may terminate this transaction for cause or default.

\*\*\*\*\*

**2. Certification Regarding Debarment, Suspension, Ineligibility and Voluntary Exclusion – First Tier Participants:**

a. The prospective first tier participant certifies to the best of its knowledge and belief, that it and its principals:

- (1) Are not presently debarred, suspended, proposed for debarment, declared ineligible, or voluntarily excluded from participating in covered transactions by any Federal department or agency;
- (2) Have not within a three-year period preceding this proposal been convicted of or had a civil judgment rendered against them for commission of fraud or a criminal offense in connection with obtaining, attempting to obtain, or performing a public (Federal, State or local) transaction or contract under a public transaction; violation of Federal or State antitrust statutes or commission of embezzlement, theft, forgery, bribery, falsification or destruction of records, making false statements, or receiving stolen property;
- (3) Are not presently indicted for or otherwise criminally or civilly charged by a governmental entity (Federal, State or local) with commission of any of the offenses enumerated in paragraph (a)(2) of this certification; and
- (4) Have not within a three-year period preceding this application/proposal had one or more public transactions (Federal, State or local) terminated for cause or default.

b. Where the prospective participant is unable to certify to any of the statements in this certification, such prospective participant shall attach an explanation to this proposal.

**2. Instructions for Certification - Lower Tier Participants:**

(Applicable to all subcontracts, purchase orders and other lower tier transactions requiring prior FHWA approval or estimated to cost \$25,000 or more - 2 CFR Parts 180 and 1200)

- a. By signing and submitting this proposal, the prospective lower tier is providing the certification set out below.
- b. The certification in this clause is a material representation of fact upon which reliance was placed when this transaction was entered into. If it is later determined that the prospective lower tier participant knowingly rendered an erroneous certification, in addition to other remedies available to the Federal Government, the department, or agency with which

this transaction originated may pursue available remedies, including suspension and/or debarment.

c. The prospective lower tier participant shall provide immediate written notice to the person to which this proposal is submitted if at any time the prospective lower tier participant learns that its certification was erroneous by reason of changed circumstances.

d. The terms "covered transaction," "debarred," "suspended," "ineligible," "participant," "person," "principal," and "voluntarily excluded," as used in this clause, are defined in 2 CFR Parts 180 and 1200. You may contact the person to which this proposal is submitted for assistance in obtaining a copy of those regulations. "First Tier Covered Transactions" refers to any covered transaction between a grantee or subgrantee of Federal funds and a participant (such as the prime or general contract). "Lower Tier Covered Transactions" refers to any covered transaction under a First Tier Covered Transaction (such as subcontracts). "First Tier Participant" refers to the participant who has entered into a covered transaction with a grantee or subgrantee of Federal funds (such as the prime or general contractor). "Lower Tier Participant" refers any participant who has entered into a covered transaction with a First Tier Participant or other Lower Tier Participants (such as subcontractors and suppliers).

e. The prospective lower tier participant agrees by submitting this proposal that, should the proposed covered transaction be entered into, it shall not knowingly enter into any lower tier covered transaction with a person who is debarred, suspended, declared ineligible, or voluntarily excluded from participation in this covered transaction, unless authorized by the department or agency with which this transaction originated.

f. The prospective lower tier participant further agrees by submitting this proposal that it will include this clause titled "Certification Regarding Debarment, Suspension, Ineligibility and Voluntary Exclusion-Lower Tier Covered Transaction," without modification, in all lower tier covered transactions and in all solicitations for lower tier covered transactions exceeding the \$25,000 threshold.

g. A participant in a covered transaction may rely upon a certification of a prospective participant in a lower tier covered transaction that is not debarred, suspended, ineligible, or voluntarily excluded from the covered transaction, unless it knows that the certification is erroneous. A participant is responsible for ensuring that its principals are not suspended, debarred, or otherwise ineligible to participate in covered transactions. To verify the eligibility of its principals, as well as the eligibility of any lower tier prospective participants, each participant may, but is not required to, check the Excluded Parties List System website (<https://www.epls.gov/>), which is compiled by the General Services Administration.

h. Nothing contained in the foregoing shall be construed to require establishment of a system of records in order to render in good faith the certification required by this clause. The knowledge and information of participant is not required to exceed that which is normally possessed by a prudent person in the ordinary course of business dealings.

i. Except for transactions authorized under paragraph e of these instructions, if a participant in a covered transaction knowingly enters into a lower tier covered transaction with a person who is suspended, debarred, ineligible, or voluntarily excluded from participation in this transaction, in addition to other remedies available to the Federal Government, the



department or agency with which this transaction originated may pursue available remedies, including suspension and/or debarment.

\* \* \* \* \*

**Certification Regarding Debarment, Suspension, Ineligibility and Voluntary Exclusion--Lower Tier Participants:**

- 1. The prospective lower tier participant certifies, by submission of this proposal, that neither it nor its principals is presently debarred, suspended, proposed for debarment, declared ineligible, or voluntarily excluded from participating in covered transactions by any Federal department or agency.
- 2. Where the prospective lower tier participant is unable to certify to any of the statements in this certification, such prospective participant shall attach an explanation to this proposal.

\* \* \* \* \*

**XI. CERTIFICATION REGARDING USE OF CONTRACT FUNDS FOR LOBBYING**

This provision is applicable to all Federal-aid construction contracts and to all related subcontracts which exceed \$100,000 (49 CFR 20).

- 1. The prospective participant certifies, by signing and submitting this bid or proposal, to the best of his or her knowledge and belief, that:
  - a. No Federal appropriated funds have been paid or will be paid, by or on behalf of the undersigned, to any person for influencing or attempting to influence an officer or employee of any Federal agency, a Member of Congress, an officer or employee of Congress, or an employee of a Member of Congress in connection with the awarding of any Federal contract, the making of any Federal grant, the making of any Federal loan, the entering into of any cooperative agreement, and the extension, continuation, renewal, amendment, or modification of any Federal contract, grant, loan, or cooperative agreement.
  - b. If any funds other than Federal appropriated funds have been paid or will be paid to any person for influencing or attempting to influence an officer or employee of any Federal agency, a Member of Congress, an officer or employee of Congress, or an employee of a Member of Congress in connection with this Federal contract, grant, loan, or cooperative agreement, the undersigned shall complete and submit Standard Form-LLL, "Disclosure Form to Report Lobbying," in accordance with its instructions.
- 2. This certification is a material representation of fact upon which reliance was placed when this transaction was made or entered into. Submission of this certification is a prerequisite for making or entering into this transaction imposed by 31 U.S.C. 1352. Any person who fails to file the required certification shall be subject to a civil penalty of not less than \$10,000 and not more than \$100,000 for each such failure.
- 3. The prospective participant also agrees by submitting its bid or proposal that the participant shall require that the language of this certification be included in all lower tier subcontracts, which exceed \$100,000 and that all such recipients shall certify and disclose accordingly.

**ATTACHMENT A - EMPLOYMENT AND MATERIALS  
PREFERENCE FOR APPALACHIAN DEVELOPMENT  
HIGHWAY SYSTEM OR APPALACHIAN LOCAL ACCESS  
ROAD CONTRACTS**

This provision is applicable to all Federal-aid projects funded under the Appalachian Regional Development Act of 1965.

1. During the performance of this contract, the contractor undertaking to do work which is, or reasonably may be, done as on-site work, shall give preference to qualified persons who regularly reside in the labor area as designated by the DOL wherein the contract work is situated, or the subregion, or the Appalachian counties of the State wherein the contract work is situated, except:

a. To the extent that qualified persons regularly residing in the area are not available.

b. For the reasonable needs of the contractor to employ supervisory or specially experienced personnel necessary to assure an efficient execution of the contract work.

c. For the obligation of the contractor to offer employment to present or former employees as the result of a lawful collective bargaining contract, provided that the number of nonresident persons employed under this subparagraph (1c) shall not exceed 20 percent of the total number of employees employed by the contractor on the contract work, except as provided in subparagraph (4) below.

2. The contractor shall place a job order with the State Employment Service indicating (a) the classifications of the laborers, mechanics and other employees required to perform the contract work, (b) the number of employees required in each classification, (c) the date on which the participant estimates such employees will be required, and (d) any other pertinent information required by the State Employment Service to complete the job order form. The job order may be placed with the State Employment Service in writing or by telephone. If during the course of the contract work, the information submitted by the contractor in the original job order is substantially modified, the participant shall promptly notify the State Employment Service.

3. The contractor shall give full consideration to all qualified job applicants referred to him by the State Employment Service. The contractor is not required to grant employment to any job applicants who, in his opinion, are not qualified to perform the classification of work required.

4. If, within one week following the placing of a job order by the contractor with the State Employment Service, the State Employment Service is unable to refer any qualified job applicants to the contractor, or less than the number requested, the State Employment Service will forward a certificate to the contractor indicating the unavailability of applicants. Such certificate shall be made a part of the contractor's permanent project records. Upon receipt of this certificate, the contractor may employ persons who do not normally reside in the labor area to fill positions covered by the certificate, notwithstanding the provisions of subparagraph (1c) above.

5. The provisions of 23 CFR 633.207(e) allow the contracting agency to provide a contractual preference for the use of mineral resource materials native to the Appalachian region.

6. The contractor shall include the provisions of Sections 1 through 4 of this Attachment A in every subcontract for work which is, or reasonably may be, done as on-site work.

**KENTUCKY TRANSPORTATION CABINET  
DEPARTMENT OF HIGHWAYS**

**EMPLOYMENT REQUIREMENTS  
RELATING TO  
NONDISCRIMINATION OF EMPLOYEES  
(APPLICABLE TO FEDERAL-AID SYSTEM CONTRACTS)**

**AN ACT OF THE KENTUCKY GENERAL ASSEMBLY  
TO PREVENT DISCRIMINATION IN EMPLOYMENT**

**KRS CHAPTER 344  
EFFECTIVE JUNE 16, 1972**

The contract on this project, in accordance with KRS Chapter 344, provides that during the performance of this contract, the contractor agrees as follows:

1. The contractor shall not fail or refuse to hire, or shall not discharge any individual, or otherwise discriminate against an individual with respect to his compensation, terms, conditions, or privileges of employment, because of such individual's race, color, religion, national origin, sex, disability or age (between forty and seventy); or limit, segregate, or classify his employees in any way which would deprive or tend to deprive an individual of employment opportunities or otherwise adversely affect his status as an employee, because of such individual's race, color, religion, national origin, sex, disability or age (between forty and seventy). The contractor agrees to post in conspicuous places, available to employees and applicants for employment, notices to be provided setting forth the provisions of this nondiscrimination clause.

2. The contractor shall not print or publish or cause to be printed or published a notice or advertisement relating to employment by such an employer or membership in or any classification or referral for employment by the employment agency, indicating any preference, limitation, specification, or discrimination, based on race, color, religion, national origin, sex, disability or age (between forty and seventy), except that such notice or advertisement may indicate a preference, limitation, or specification based on religion, or national origin when religion, or national origin is a bona fide occupational qualification for employment.

3. If the contractor is in control of apprenticeship or other training or retraining, including on-the-job training programs, he shall not discriminate against an individual because of his race, color, religion, national origin, sex, disability or age (between forty and seventy), in admission to, or employment in any program established to

provide apprenticeship or other training.

4. The contractor will send to each labor union or representative of workers with which he has a collective bargaining agreement or other contract or understanding, a notice to be provided advising the said labor union or workers' representative of the contractor's commitments under this section, and shall post copies of the notice in conspicuous places available to employees and applicants for employment. The contractor will take such action with respect to any subcontract or purchase order as the administering agency may direct as a means of enforcing such provisions, including sanctions for non-compliance.

REVISED: 12-3-92

## EXECUTIVE BRANCH CODE OF ETHICS

In the 1992 regular legislative session, the General Assembly passed and Governor Brereton Jones signed Senate Bill 63 (codified as KRS 11A), the Executive Branch Code of Ethics, which states, in part:

KRS 11A.040 (6) provides:

No present or former public servant shall, within six (6) months of following termination of his office or employment, accept employment, compensation or other economic benefit from any person or business that contracts or does business with the state in matters in which he was directly involved during his tenure. This provision shall not prohibit an individual from returning to the same business, firm, occupation, or profession in which he was involved prior to taking office or beginning his term of employment, provided that, for a period of six (6) months, he personally refrains from working on any matter in which he was directly involved in state government. This subsection shall not prohibit the performance of ministerial functions, including, but not limited to, filing tax returns, filing applications for permits or licenses, or filing incorporation papers.

KRS 11A.040 (8) states:

A former public servant shall not represent a person in a matter before a state agency in which the former public servant was directly involved, for a period of one (1) year after the latter of:

- a) The date of leaving office or termination of employment; or
- b) The date the term of office expires to which the public servant was elected.

This law is intended to promote public confidence in the integrity of state government and to declare as public policy the idea that state employees should view their work as a public trust and not as a way to obtain private benefits.

If you have worked for the executive branch of state government within the past six months, you may be subject to the law's prohibitions. The law's applicability may be different if you hold elected office or are contemplating representation of another before a state agency.

Also, if you are affiliated with a firm which does business with the state and which employs former state executive-branch employees, you should be aware that the law may apply to them.

In case of doubt, the law permits you to request an advisory opinion from the Executive Branch Ethics Commission, Room 136, Capitol Building, 700 Capitol Avenue, Frankfort, Kentucky 40601; telephone (502) 564-7954.

General Decision Number: KY120128 08/10/2012 KY128

Superseded General Decision Number: KY20100215

State: Kentucky

Construction Type: Highway

Counties: Adair, Barren, Bell, Breathitt, Casey, Clay, Clinton, Cumberland, Estill, Floyd, Garrard, Green, Harlan, Hart, Jackson, Johnson, Knott, Knox, Laurel, Lawrence, Lee, Leslie, Letcher, Lincoln, Magoffin, Martin, McCreary, Menifee, Metcalfe, Monroe, Morgan, Owsley, Perry, Pike, Powell, Pulaski, Rockcastle, Russell, Taylor, Wayne, Whitley and Wolfe Counties in Kentucky.

HIGHWAY CONSTRUCTION PROJECTS (excluding tunnels, building structures in rest area projects & railroad construction; bascule, suspension & spandrel arch bridges designed for commercial navigation, bridges involving marine construction; and other major bridges).

Modification Number	Publication Date
0	01/06/2012
1	05/25/2012
2	08/10/2012

\* SUKY2010-164 07/12/2010

	Rates	Fringes
BRICKLAYER.....	\$ 22.90	8.50
CARPENTER		
Carpenter.....	\$ 21.40	8.50
Piledriverman.....	\$ 21.05	8.50
CEMENT MASON/CONCRETE FINISHER...	\$ 21.25	8.50
ELECTRICIAN.....	\$ 29.36	10.55
When required to work from bosum chairs on bridges where subject to direct fall, escept when using JLG's and bucket trucks up to 75 feet: Add 25% to base rate for 50 to 75 feet, and 50% over 75 feet.		
IRONWORKER.....	\$ 24.99	18.22
LABORER		
(01) General Laborer, Flagman, Steam Jenny.....	\$ 19.45	8.50
(02) Batch Truck Dumper, Deck Hand or Scow Man, Hand Blade Operator.....	\$ 19.70	8.50
(03) Power Driven Tool Operator: Wagon Drill, Chain Saw, Sand Blaster, Concrete Chipper, Pavement Breaker, Vibrator, Power		

Wheelbarrow, Power Buggy, Sewer Pipe Layer, Bottom Men, Dry Cement Handler, Concrete Rubber, Mason Tender.....	\$ 19.80	8.50
(04) Asphalt Lute and Rakerman, Side Rail Setter..	\$ 19.85	8.50
(05) Gunnite Nozzxleman, Gunnite Operator.....	\$ 19.95	8.50
(06) Tunnel Laborer (Free Air).....	\$ 20.00	8.50
(07) Tunnel Mucker (Free Air).....	\$ 20.05	8.50
(08) Tunnel Miner, Blaster and Driller (free Air).....	\$ 20.40	8.50
(09) Caisson Worker.....	\$ 20.95	8.50
(10) Powderman.....	\$ 21.05	8.50
(11) Drill Operator of Percussion Type Drills powered and propelled by an independent air supply...	\$ 22.25	8.50
PAINTER		
All Excluding Bridges.....	\$ 19.92	9.57
Bridges.....	\$ 23.92	10.07
PLUMBER.....	\$ 22.52	7.80
POWER EQUIPMENT OPERATOR:		
GROUP 1.....	\$ 24.10	8.50
GROUP 2.....	\$ 21.20	8.50
GROUP 3.....	\$ 21.40	8.50
GROUP 4.....	\$ 20.79	8.50
POWER EQUIPMENT OPERATOR CLASSIFICATIONS:		
GROUP 1: Auto Patrol, Batcher Plant, Bituminous Paver, Cable-Way, Clamshell, Concrete Mixer (21 cu ft or over), Concrete Pump, Crane, Crusher Plant, Derrick, Derrick Boat, Ditching and Trenching machine, Dragline, Dredge Engineer, Elevating Grader and all types of Loaders, Hoe-type Machine, Hoisting Engine, Locomotive, LeTourneau or carry-all scoop, Bulldozer, Mechanic, Orangepeel Bucket, Piledriver Operator, Power Blade, Roller (Bituminous), Roller (earth), Roller (Rock), Scarifier, Shovel, Tractor Shovel, Truck Crane, Well Point, Winch Truck, Push Dozer, Grout Pump, High Lift, Fork Lift (regardless of lift height), all types of Boom Cats, Multiple Operator, Core Drill, Tow or Push Boat, A-Frame Winch Truck, Concrete Paver, Grade-All, Hoist,m Hyster, Material Pump, Pumpcrete, Ross Carrier, Sheepfoot, Sideboom, Throttle-Valve man, Rotary Drill, Power Generator, Mucking Machine, Rock Spreader attached to Equipment, Scoopmobile, KeCal Loader, Tower Cranes, Hydrocrane, Tugger, Backfiller Gurries, Self-propelled Compactor, Self-Contained Hydraulic Percussion Drill		
GROUP 2: All Air Compressors (200 cu ft/min or greater), Bituminous Mixer, Concrete Mixer (under 212 cu ft), Welding Machine, Form Grader, Tractor (50 hp and over), Bull Float, Finish Machine, Outboard Motor Boat, Brakeman, Mechanic Tender, Whirly Oiler, Tract-air, Road Widening Trencher, Articulating Trucks		



GROUP 3: Greaser on Grease Facilities servicing Heavy Equipment

GROUP 4: Bituminous Distributor, Cement Gun, Conveyor, Mud Jack, Paving Joint Machine, Pump, Tamping Machine, Tractor (under 50 hp), Vibrator, Oiler, Air Compressor (under 200 cu ft per minute), Concrete Saw, Burlap and Curing Machine, Hydro Seeder, Power Form Handling Equipment, Deckhand Oiler, hydraulic Post Driver

SHEET METAL WORKER.....\$ 20.40 7.80

TRUCK DRIVER

(01) Truck Tender and Warehouseman.....	\$ 19.70	8.50
(02) Driver, Winch Truck and A-Frame when used in Transporting Materials.....	\$ 19.80	8.50
(03) Driver (Semi-trailer or Pole Trailer), Driver (Dump Truck, Tandem Axle), Driver of Distributor.....	\$ 19.90	8.50
(04) Driver on Mixer Trucks (all types).....	\$ 19.95	8.50
(05) Truck Mechanic.....	\$ 20.00	8.50
(06) Driver (3 tons and under), Tire Changer, Truck Mechanic Tender.....	\$ 20.03	8.50
(07) Driver on Pavement Breakers.....	\$ 20.05	8.50
(08) Driver (over 3 tons), Driver (Truck Mounted Rotary Drill).....	\$ 20.24	8.50
(09) Driver, Euclid and other Heavy Earth Moving Equipment.....	\$ 20.81	8.50
(10) Greaser on greasing facilities.....	\$ 20.90	8.50

WELDERS - Receive rate prescribed for craft performing operation to which welding is incidental.

Unlisted classifications needed for work not included within the scope of the classifications listed may be added after award only as provided in the labor standards contract clauses (29CFR 5.5 (a) (1) (ii)).

The body of each wage determination lists the classification and wage rates that have been found to be prevailing for the cited type(s) of construction in the area covered by the wage determination. The classifications are listed in alphabetical

order of "identifiers" that indicate whether the particular rate is union or non-union.

#### Union Identifiers

An identifier enclosed in dotted lines beginning with characters other than "SU" denotes that the union classification and rate have found to be prevailing for that classification. Example: PLUM0198-005 07/01/2011. The first four letters, PLUM, indicate the international union and the four-digit number, 0198, that follows indicates the local union number or district council number where applicable, i.e., Plumbers Local 0198. The next number, 005 in the example, is an internal number used in processing the wage determination. The date, 07/01/2011, following these characters is the effective date of the most current negotiated rate/collective bargaining agreement which would be July 1, 2011 in the above example.

Union prevailing wage rates will be updated to reflect any changes in the collective bargaining agreements governing the rate.

#### Non-Union Identifiers

Classifications listed under an "SU" identifier were derived from survey data by computing average rates and are not union rates; however, the data used in computing these rates may include both union and non-union data. Example: SULA2004-007 5/13/2010. SU indicates the rates are not union rates, LA indicates the State of Louisiana; 2004 is the year of the survey; and 007 is an internal number used in producing the wage determination. A 1993 or later date, 5/13/2010, indicates the classifications and rates under that identifier were issued as a General Wage Determination on that date.

Survey wage rates will remain in effect and will not change until a new survey is conducted.

---

#### WAGE DETERMINATION APPEALS PROCESS

1.) Has there been an initial decision in the matter? This can be:

- \* an existing published wage determination
- \* a survey underlying a wage determination
- \* a Wage and Hour Division letter setting forth a position on a wage determination matter
- \* a conformance (additional classification and rate) ruling

On survey related matters, initial contact, including requests for summaries of surveys, should be with the Wage and Hour Regional Office for the area in which the survey was conducted because those Regional Offices have responsibility for the Davis-Bacon survey program. If the response from this initial contact is not satisfactory, then the process described in 2.) and 3.) should be followed.

With regard to any other matter not yet ripe for the formal process described here, initial contact should be with the Branch of Construction Wage Determinations. Write to:

Branch of Construction Wage Determinations  
Wage and Hour Division  
U.S. Department of Labor  
200 Constitution Avenue, N.W.  
Washington, DC 20210

2.) If the answer to the question in 1.) is yes, then an interested party (those affected by the action) can request review and reconsideration from the Wage and Hour Administrator (See 29 CFR Part 1.8 and 29 CFR Part 7). Write to:

Wage and Hour Administrator  
U.S. Department of Labor  
200 Constitution Avenue, N.W.  
Washington, DC 20210

The request should be accompanied by a full statement of the interested party's position and by any information (wage payment data, project description, area practice material, etc.) that the requestor considers relevant to the issue.

3.) If the decision of the Administrator is not favorable, an interested party may appeal directly to the Administrative Review Board (formerly the Wage Appeals Board). Write to:

Administrative Review Board  
U.S. Department of Labor  
200 Constitution Avenue, N.W.  
Washington, DC 20210

4.) All decisions by the Administrative Review Board are final.

=====

END OF GENERAL DECISION

KENTUCKY LABOR CABINET  
PREVAILING WAGE DETERMINATION  
CURRENT REVISION  
HIGHWAY CONSTRUCTION LOCALITY NO. II

Determination No. CR-III-II-HWY

Project No.  
Highway

Date of Determination: September 5, 2012

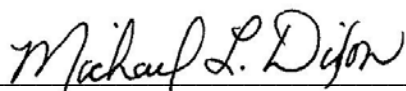
This schedule of the prevailing rate of wages for Locality No. II including the counties of ADAIR, BARREN, BELL, BREATHITT, CASEY, CLAY, CLINTON, CUMBERLAND, ESTILL, FLOYD, GARRARD, GREEN, HARLAN, HART, JACKSON, JOHNSON, KNOTT, KNOX, LAUREL, LAWRENCE, LEE, LESLIE, LETCHER, LINCOLN, MCCREARY, MAGOFFIN, MARTIN, MENIFEE, METCALFE, MONROE, MORGAN, OWSLEY, PERRY, PIKE, POWELL, PULASKI, ROCKCASTLE, RUSSELL, TAYLOR, WAYNE, WHITLEY, and WOLFE has been determined in accordance with the provisions of KRS 337.505 to 337.550. This determination shall be referred to as Prevailing Wage Determination No. CR-III-II-HWY.

The following schedule of rates is to be used for highway construction projects advertised or awarded by the Kentucky Transportation Cabinet. This includes any contracts for the relocation of any utilities or other incidental construction projects advertised or awarded by public authorities as a result of the highway construction project.

Apprentices or trainees shall be permitted to work in accordance with Administrative Regulations adopted by the Commissioner of the Department of Workplace Standards. Copies of these regulations will be furnished upon request to any interested person.

Overtime is to be computed at not less than one and one-half (1 1/2) times the indicated BASE RATE for all hours worked in excess of eight (8) hours per day, or in excess of forty (40) hours per week. However, KRS 337.540 permits an employee and employer to agree, in writing, that the employee will be compensated at a straight time base rate for hours worked in excess of eight (8) hours in any one calendar day, but not more than ten (10) hours worked in any one calendar day, if such written agreement is prior to the over eight (8) hours in a calendar day actually being worked, or where provided for in a collective bargaining agreement. The fringe benefit rate is to be paid for each hour worked at a straight time rate for all hours worked. Fringe benefit amounts are applicable for all hours worked except when otherwise noted. Welders will receive rate for craft in which welding is incidental.

No laborer, workman or mechanic shall be paid at a rate less than that of the General Laborer except those classified as bona fide apprentices registered with the Kentucky State Apprenticeship Supervisor unless otherwise specified in this schedule of wage rates.



Michael Dixon, Commissioner  
Department of Workplace Standards

CLASSIFICATIONS	RATE AND FRINGE BENEFITS	
<b>BOILERMAKERS:</b>	BASE RATE	\$24.65
	FRINGE BENEFIT	12.94
-----		
<b>BRICKLAYERS:</b>		
Bricklayers:	BASE RATE	\$22.90
	FRINGE BENEFITS	8.00
Stone Mason:	BASE RATE	\$21.50
	FRINGE BENEFITS	8.50
-----		
<b>CARPENTERS:</b>		
Carpenters:	BASE RATE	\$23.71
	FRINGE BENEFITS	13.50
Piledrivers:	BASE RATE	\$23.96
	FRINGE BENEFITS	13.50
-----		
<b>CEMENT MASONS:</b>	BASE RATE	\$21.25
	FRINGE BENEFITS	8.50
-----		
<b>ELECTRICIANS:</b>	*BASE RATE	\$29.36
	FRINGE BENEFITS	10.55
*When workmen are required to work from bosum chairs, trusses, stacks, tanks, scaffolds, catwalks, radio and T.V. towers, structural steel (open, unprotected, unfloored raw steel), and bridges or similar hazardous locations where workmen are subject to a direct fall, except where using JLG's and bucket trucks up to 75 feet: Add 25% to workman's base rate for 50 to 75 feet, and add 50% to workman's base rate for over 75 feet.		
LINEMAN:	*BASE RATE	\$30.09
	FRINGE BENEFITS	10.94
EQUIPMENT OPERATOR:	*BASE RATE	\$26.90
	FRINGE BENEFITS	10.31
GROUNDSMAN:	*BASE RATE	\$17.79
	FRINGE BENEFITS	8.51
-----		
<b>IRONWORKERS:</b>	BASE RATE	\$ 26.34
	FRINGE BENEFITS	18.54
-----		

CLASSIFICATIONS

RATE AND FRINGE BENEFITS

LABORERS:

GROUP 1: Aging and curing of concrete (any mode or method), asbestos abatement worker, asphalt plant laborers, asphalt laborers; batch truck dumpers; carpenter tenders, cement mason tenders, cleaning of machines, concrete laborers, demolition laborers, dredging laborers, drill helper, environmental laborer - nuclear, radiation, toxic and hazardous waste – Level D, flagmen, grade checkers, all hand digging and hand back filling, highway marker placers, landscaping laborers, mesh handlers and placers, puddler, railroad laborers, rip-rap and grouters, right of way laborers, sign, guard rail and fence installers (all types), signalmen, sound barrier installer, storm and sanitary sewer laborers, swampers, truck spotters and dumpers, wrecking of concrete forms, general cleanup:

HEAVY & HIGHWAY	BASE RATE	\$21.15
	FRINGE BENEFITS	11.41

GROUP 2: Batter board men (sanitary and storm sewer), brickmason tenders, mortar mixer operator, scaffold builders, burner and welder, bushammers, chain saw operator, concrete saw operators, deckhand scow man, dry cement handlers, environmental laborers – nuclear, radiation, toxic and hazardous waste – Level C, forklift operators for masonry, form setters, green concrete cutting, hand operated grouter and grinder machine operator, jack hammers, lead paint abatement, pavement breakers, paving joint machine, pipe layers – laser operators (non-metallic), plastic pipe fusion, power driven Georgia buggy and wheel barrow, power post hole diggers, precast manhole setters, walk-behind tampers, walk-behind trenchers, sand blasters, concrete chippers, surface grinders, vibrator operators, wagon drillers:

HEAVY & HIGHWAY	BASE RATE	\$21.40
	FRINGE BENEFITS	11.41

GROUP 3: Air track driller (all types), asphalt luteman and rakersm gunnite nozzleman, gunnite operators and mixers, grout pump operator, powderman and blaster, side rail setters, rail paved ditches, screw operators, tunnel laborers (free air), and water blasters:

HEAVY & HIGHWAY	BASE RATE	\$21.45
	FRINGE BENEFITS	11.41

GROUP 4: Caisson workers (free air), cement finishers, environmental laborer – nuclear, radiation, toxic and hazardous waste – Level A and B, miners and drillers (free air), tunnel blasters, and tunnel mockers (free air), directional and horizontal boring, air track drillers (all types), powder man and blasters, troxler and concrete tester if laborer is utilized:

HEAVY & HIGHWAY	BASE RATE	\$22.05
	FRINGE BENEFITS	11.41

OPERATING ENGINEERS:

Group A-1:  
NCCCO or OECP Certified; Crane, dragline, hoist (1 drum when used for stack or chimney construction or repair), hoisting engineer (2 or more drums), orangepeel, overhead crane, piledriver, truck crane, tower crane, hydraulic crane:

BASE RATE	\$28.40
FRINGE BENEFITS	13.40



CLASSIFICATIONS

RATE AND FRINGE BENEFITS

Group A:  
Auto patrol, batcher plant, bituminous paver, cable-way, clamshell, concrete mixer (21 cu. ft. or over), concrete pump, crane, crusher plant, derrick, derrick boat, ditching and trenching machine, dragline, dredge engineer, elevator (regardless of ownership when used for hoisting any building material), elevating grader and all types of loaders, hoe-type machine, hoisting engine, locomotive, LeTourneau or carry-all scoop, bulldozer, mechanic, orangepeel bucket, piledriver, power blade, roller (bituminous), roller (earth), roller (rock), scarifier, shovel, tractor shovel, truck crane, well points, winch truck, push dozer, grout pump, high lift, fork lift (regardless of lift height), all types of boom cats, multiple operator, core drill, tow or push boat, A-Frame winch truck, concrete paver, gradeall, hoist, hyster, material pump, pumpcrete, ross carrier, sheepfoot, sideboom, throttle-valve man, rotary drill, power generator, mucking machine, rock spreader attached to equipment, scoopmobile, KeCal loader, tower cranes (French, German and other types), hydrocrane, tugger, backfiller guries, self-propelled compactor, self-contained hydraulic percussion drill:

BASE RATE\$27.35

FRINGE BENEFITS13.40

Group B:  
All air compressors (200 cu. ft. per min. or greater capacity), bituminous mixer, concrete mixer (under 21 cu. ft.), welding machine, form grader, tractor (50 H.P. and over), bull float, finish machine, outboard motor boat, brakeman, mechanic helper, whirly oiler, tractair and road widening trencher, articulating trucks:

BASE RATE\$24.87

FRINGE BENEFITS13.40

Group B2:  
Greaser on grease facilities servicing heavy equipment:

BASE RATE\$25.26

FRINGE BENEFITS13.40

Group C:  
Bituminous distributor, cement gun, conveyor, mud jack, paving joint machine, pump, tamping machine, tractors (under 50 H.P.), vibrator, oiler, air compressors (under 200 cu. ft. per min. capacity), concrete saw, burlap and curing machine, hydro seeder, power form handling equipment, deckhand oiler, hydraulic post driver:

BASE RATE\$24.60

FRINGE BENEFITS13.40

PAINTERS:

All Excluding Bridges:

BASE RATE\$19.92

FRINGE BENEFITS9.57

Bridges:

BASE RATE\$23.92

FRINGE BENEFITS10.07

CLASSIFICATIONS	RATE AND FRINGE BENEFITS	
PLUMBERS:	BASE RATE	\$22.52
	FRINGE BENEFITS	7.80
-----		
SHEET METAL:	BASE RATE	\$20.40
	FRINGE BENEFITS	7.80
-----		
TRUCK DRIVERS:		
Truck helper and warehouseman:	BASE RATE	\$22.82
	FRINGE BENEFITS	13.50
Driver, winch truck and A-Frame when used in transporting materials:	BASE RATE	\$23.21
	FRINGE BENEFITS	13.50
Driver, (semi-trailer or pole trailer), driver (dump truck, tandem axle), driver of distributor:	BASE RATE	\$23.11
	FRINGE BENEFITS	13.50
Driver on mixer trucks (all types):	BASE RATE	\$23.14
	FRINGE BENEFITS	13.50
Truck mechanic:	BASE RATE	\$23.11
	FRINGE BENEFITS	13.50
Driver (3 tons and under), tire changer and truck mechanic helper:	BASE RATE	\$22.93
	FRINGE BENEFITS	13.50
Driver on pavement breakers:	BASE RATE	\$23.21
	FRINGE BENEFITS	13.50
Driver (over 3 tons), driver (truck mounted rotary drill):	BASE RATE	\$23.11
	FRINGE BENEFITS	13.50
Driver, Euclid and other heavy earth moving equipment and Low Boy:	BASE RATE	\$23.21
	FRINGE BENEFITS	13.50
Greaser on greasing facilities:	BASE RATE	\$22.93
	FRINGE BENEFITS	13.50
-----		

Fringe benefit amounts are applicable for all hours worked except when otherwise noted.

These rates are listed pursuant to the Kentucky Determination No. CR-III-II- HWY dated September 5, 2012.

**NOTE: Both Kentucky Determination No. CR-III-II-HWY and Federal Decision No. KY120128 dated August 10, 2012 apply to this project. Both sets of wage rates are included. If there is a difference in the two wages for the same classification, the Contractor is required to pay the higher of the two listed wages.**

No laborer, workman or mechanic shall be paid at a rate less than that of a Journeyman except those classified as bona fide apprentices.

Apprentices or trainees shall be permitted to work as such subject to Administrative Regulations adopted by the Commissioner of Workplace Standards. Copies of these regulations will be furnished upon request from any interested person.

Before using apprentices on the job the contractor shall present to the Contracting Officer written evidence of registration of such employees in a program of a State apprenticeship and training agency approved and recognized by the U. S. Bureau of Apprenticeship and Training. In the absence of such a State agency, the contractor shall submit evidence of approval and registration by the U. S. Bureau of Apprenticeship and Training.

The contractor shall submit to the Contracting Officer, written evidence of the established apprenticeship-journeyman ratios and wage rates in the project area, which will be the basis for establishing such ratios and rates for the project under the applicable contract provisions.

**TO: EMPLOYERS/EMPLOYEES**

**PREVAILING WAGE SCHEDULE:**

The wages indicated on this wage schedule are the least permitted to be paid for the occupations indicated. When an employee works in more than one classification, the employer must record the number of hours worked in each classification at the prescribed hourly base rate.

**OVERTIME:**

Overtime is to be paid after an employee works eight (8) hours a day or forty (40) hours a week, whichever gives the employee the greater wages. At least time and one-half the base rate is required for all overtime. A laborer, workman or mechanic and an employer may enter into a written agreement or a collective bargaining agreement to work more than eight (8) hours a calendar day but not more than ten (10) hours a calendar day for the straight time hourly rate. Wage violations or questions should be directed to the designated Engineer or the undersigned.

Ryan Griffith, Director  
Division of Construction Procurement  
Frankfort, Kentucky 40622

**NOTICE OF REQUIREMENT FOR AFFIRMATIVE ACTION  
TO ENSURE EQUAL EMPLOYMENT OPPORTUNITY  
(Executive Order 11246)**

1. The Offeror's or Bidder's attention is called to the "Equal Opportunity Clause" and the "Standard Federal Equal Employment Specifications" set forth herein.
2. The goals and timetables for minority and female participation, expressed in percentage terms for the Contractor's aggregate work force in each trade on all construction work in the covered area, are as follows:

<b>GOALS FOR MINORITY PARTICIPATION IN EACH TRADE</b>	<b>GOALS FOR FEMALE PARTICIPATION IN EACH TRADE</b>
7.0%	6.9%

These goals are applicable to all the Contractor's construction work (whether or not it is Federal or federally-assisted) performed in the covered area. If the contractor performs construction work in a geographical area located outside of the covered area, it shall apply the goals established for such geographical area where the work is actually performed. With regard to this second area, the contractor also is subject to the goals for both its federally involved and non-federally involved construction.

The Contractor's compliance with the Executive Order and the regulations in CFR Part 60-4 shall be based on its implementation of the Equal Opportunity Clause, specific affirmative action obligations required by the specifications set forth in 41 CFR 60-4, 3(a), and its efforts to meet the goals. The hours of minority and female employment and training must be substantially uniform throughout the length of the contract, and in each trade, and the contractor shall make a good faith effort to employ minorities and women evenly on each of its projects. The transfer of minority or female employees or trainees from Contractor to Contractor or from project to project for the sole purpose of meeting the Contractor's goals shall be a violation of the contract, the Executive Order and the regulations in 41 CFR Part 60-4. Compliance with the goals will be measured against the total work hours performed.

3. The Contractor shall provide written notification to the Director of the Office of Federal Contract Compliance Programs within ten (10) working days of award of any construction subcontract in excess of \$10,000.00 at any tier for construction work under the contract resulting from this solicitation. The notification shall list the name, address and telephone number of the subcontractor; employer identification number of the subcontractor; estimated dollar amount of the subcontract; estimated starting and completion dates of the subcontract; and the geographical area in which the subcontract is to be performed. The notification shall be mailed to:

**Evelyn Teague, Regional Director  
Office of Federal Contract Compliance Programs  
61 Forsyth Street, SW, Suite 7B75  
Atlanta, Georgia 30303-8609**

4. As used in this Notice, and in the contract resulting from this solicitation, the "**covered area**" is Letcher County.

## **PART IV**

## **INSURANCE**

## INSURANCE

The Contractor shall procure and maintain the following insurance in addition to the insurance required by law:

- 1) Commercial General Liability-Occurrence form – not less than \$2,000,000 General aggregate, \$2,000,000 Products & Completed Aggregate, \$1,000,000 Personal & Advertising, \$1,000,000 each occurrence.
- 2) Automobile Liability- \$1,000,000 per accident
- 3) Employers Liability:
  - a) \$100,000 Each Accident Bodily Injury
  - b) \$500,000 Policy limit Bodily Injury by Disease
  - c) \$100,000 Each Employee Bodily Injury by Disease
- 4) The insurance required above must be evidenced by a Certificate of Insurance and this Certificate of Insurance must contain one of the following statements:
  - a) "policy contains no deductible clauses."
  - b) "policy contains \_\_\_\_\_ (amount) deductible property damage clause but company will pay claim and collect the deductible from the insured."
- 5) KENTUCKY WORKMEN'S COMPENSATION INSURANCE. The contractor shall furnish evidence of coverage of all his employees or give evidence of self-insurance by submitting a copy of a certificate issued by the Workmen's Compensation Board.

The cost of insurance is incidental to all contract items. All subcontractors must meet the same minimum insurance requirements.



**PART V**

**BID ITEMS**

Report Date 11/20/12

Section: 0001 - PAVING

LINE	BID CODE	ALT	DESCRIPTION	QUANTITY	UNIT	UNIT PRICE	FP	AMOUNT
0010	00001		DGA BASE	5,112.00	TON		\$	
0020	00003		CRUSHED STONE BASE	6,682.00	TON		\$	
0030	00018		DRAINAGE BLANKET-TYPE II-ASPH	1,363.00	TON		\$	
0040	00020		TRAFFIC BOUND BASE	145.00	TON		\$	
0050	00100		ASPHALT SEAL AGGREGATE	151.40	TON		\$	
0060	00103		ASPHALT SEAL COAT	18.20	TON		\$	
0070	00212		CL2 ASPH BASE 1.00D PG64-22	343.00	TON		\$	
0080	00214		CL3 ASPH BASE 1.00D PG64-22	5,348.00	TON		\$	
0090	00301		CL2 ASPH SURF 0.38D PG64-22	140.00	TON		\$	
0100	00358		ASPHALT CURING SEAL	4.60	TON		\$	
0110	00388		CL3 ASPH SURF 0.38B PG64-22	168.00	TON		\$	
0120	02702		SAND FOR BLOTTER	11.50	TON		\$	

Section: 0002 - ROADWAY

LINE	BID CODE	ALT	DESCRIPTION	QUANTITY	UNIT	UNIT PRICE	FP	AMOUNT
0130	00004		RESHAPE-COMPACT EXIST DGA BASE	6,450.00	SQYD		\$	
0140	00078		CRUSHED AGGREGATE SIZE NO 2	4.00	TON		\$	
0150	01000		PERFORATED PIPE-4 IN	110.00	LF		\$	
0160	01005		PERFORATED PIPE EDGE DRAIN-4 IN	550.00	LF		\$	
0170	01010		NON-PERFORATED PIPE-4 IN	40.00	LF		\$	
0180	01020		PERF PIPE HEADWALL TY 1-4 IN	3.00	EACH		\$	
0190	01032		PERF PIPE HEADWALL TY 4-4 IN	1.00	EACH		\$	
0200	01711		FILL AND CAP WELL	1.00	EACH		\$	
0210	01786		FILL AND CAP MANHOLE	1.00	EACH		\$	
0220	01890		ISLAND HEADER CURB TYPE 1	50.00	LF		\$	
0230	01982		DELINEATOR FOR GUARDRAIL MONO DIRECTIONAL WHITE	20.00	EACH		\$	
0240	02014		BARRICADE-TYPE III	4.00	EACH		\$	
0250	02159		TEMP DITCH	6,530.00	LF		\$	
0260	02200		ROADWAY EXCAVATION	3,337,699.00	CUYD		\$	
0270	02203		STRUCTURE EXCAV-UNCLASSIFIED	5,000.00	CUYD		\$	
0280	02242		WATER	1,500.00	MGAL		\$	
0290	02262		FENCE-WOVEN WIRE TYPE 1	9,350.00	LF		\$	
0300	02265		REMOVE FENCE	935.00	LF		\$	
0310	02363		GUARDRAIL CONNECTOR TO BRIDGE END TY A	2.00	EACH		\$	
0320	02381		REMOVE GUARDRAIL	50.00	LF		\$	
0330	02404		SEPTIC TANK TREATMENT	1.00	EACH		\$	
0340	02429		RIGHT-OF-WAY MONUMENT TYPE 1	47.00	EACH		\$	
0350	02431		WITNESS R/W MONUMENT TYPE 2	4.00	EACH		\$	
0360	02432		WITNESS POST	51.00	EACH		\$	
0370	02488		CHANNEL LINING CLASS IV	3,960.00	CUYD		\$	
0380	02545		CLEARING AND GRUBBING(103 ACRES)	1.00	LS		\$	
0390	02562		SIGNS	101.00	SQFT		\$	
0400	02585		EDGE KEY	24.00	LF		\$	
0410	02596		FABRIC-GEOTEXTILE TYPE I	794.00	SQYD		\$	

Report Date 11/20/12

LINE	BID CODE	ALT	DESCRIPTION	QUANTITY	UNIT	UNIT PRICE	FP	AMOUNT
0420	02598		FABRIC-GEOTEXTILE TYPE III	4,456.00	SQYD		\$	
0430	02600		FABRIC GEOTEXTILE TY IV FOR PIPE	966.00	SQYD	\$2.00	\$	\$1,932.00
0440	02650		MAINTAIN & CONTROL TRAFFIC	1.00	LS		\$	
0450	02690		SAFELOADING	11.00	CUYD		\$	
0460	02701		TEMP SILT FENCE	6,530.00	LF		\$	
0470	02703		SILT TRAP TYPE A	58.00	EACH		\$	
0480	02704		SILT TRAP TYPE B	58.00	EACH		\$	
0490	02706		CLEAN SILT TRAP TYPE A	58.00	EACH		\$	
0500	02707		CLEAN SILT TRAP TYPE B	58.00	EACH		\$	
0510	02709		CLEAN TEMP SILT FENCE	6,530.00	LF		\$	
0520	02711		SEDIMENTATION BASIN	6,054.00	CUYD		\$	
0530	02726		STAKING	1.00	LS		\$	
0540	05950		EROSION CONTROL BLANKET	136,260.00	SQYD		\$	
0550	05952		TEMP MULCH	280,720.00	SQYD		\$	
0560	05953		TEMP SEEDING AND PROTECTION	280,720.00	SQYD		\$	
0570	05966		TOPDRESSING FERTILIZER	13.50	TON		\$	
0580	10020NS		FUEL ADJUSTMENT	494,964.00	DOLL	\$1.00	\$	\$494,964.00
0590	10030NS		ASPHALT ADJUSTMENT	17,736.00	DOLL	\$1.00	\$	\$17,736.00
0600	20000ES724		TREE	1,006.00	EACH		\$	
0610	20209EP69		GRANULAR PILE CORE	1,475.00	CUYD		\$	
0620	20667ED		PNEUMATIC BACKSTOWING	4,500.00	TON		\$	
0630	21802EN		G/R STEEL W BEAM-S FACE (7 FT POST)	1,888.00	LF		\$	
0640	23131ER701		PIPELINE VIDEO INSPECTION	234.00	LF		\$	

Section: 0003 - DRAINAGE

LINE	BID CODE	ALT	DESCRIPTION	QUANTITY	UNIT	UNIT PRICE	FP	AMOUNT
0650	00464		CULVERT PIPE-24 IN	84.00	LF		\$	
0660	00468		CULVERT PIPE-36 IN	125.00	LF		\$	
0670	01208		PIPE CULVERT HEADWALL-24 IN	1.00	EACH		\$	
0680	01212		PIPE CULVERT HEADWALL-36 IN	1.00	EACH		\$	
0690	01434		SLOPED BOX OUTLET TYPE 1-24 IN	1.00	EACH		\$	
0700	24186EC		BORE AND JACK PIPE-36 IN	25.00	LF		\$	

Report Date 11/20/12

Section: 0004 - BRIDGE

LINE	BID CODE	ALT	DESCRIPTION	QUANTITY	UNIT	UNIT PRICE	FP	AMOUNT
0710	02231		STRUCTURE GRANULAR BACKFILL	915.00	CUYD		\$	
0720	02599		FABRIC-GEOTEXTILE TYPE IV	820.00	SQYD		\$	
0730	02998		MASONRY COATING	3,099.00	SQYD		\$	
0740	03299		ARMORED EDGE FOR CONCRETE	241.00	LF		\$	
0750	08002		STRUCTURE EXCAV-SOLID ROCK	1,981.00	CUYD		\$	
0760	08003		FOUNDATION PREPARATION(25296)	1.00	LS		\$	
0770	08003		FOUNDATION PREPARATION(25355)	1.00	LS		\$	
0780	08003		FOUNDATION PREPARATION(25613)	1.00	LS		\$	
0790	08004		STONE MASONRY VENEER	3,187.00	SQFT		\$	
0800	08016		REINF CONC SLOPE WALL-6 IN	355.00	SQYD		\$	
0810	08019		CYCLOPEAN STONE RIP RAP	818.00	TON		\$	
0820	08033		TEST PILES	153.00	LF		\$	
0830	08037		COFFERDAM(25296)	1.00	LS		\$	
0840	08039		PRE-DRILLING FOR PILES	239.00	LF		\$	
0850	08046		PILES-STEEL HP12X53	2,156.00	LF		\$	
0860	08094		PILE POINTS-12 IN	63.00	EACH		\$	
0870	08096		PILES-PRESTRESSED CONC-14 IN	714.00	LF		\$	
0880	08100		CONCRETE-CLASS A	2,563.90	CUYD		\$	
0890	08104		CONCRETE-CLASS AA	3,975.50	CUYD		\$	
0900	08150		STEEL REINFORCEMENT	470,477.00	LB		\$	
0910	08151		STEEL REINFORCEMENT-EPOXY COATED	1,093,083.00	LB		\$	
0920	08160		STRUCTURAL STEEL(25296)	1.00	LS		\$	
0930	08471		EXPANSION DAM-2.5 IN NEOPRENE	139.00	LF		\$	
0940	08472		EXPANSION DAM-4 IN NEOPRENE	102.00	LF		\$	
0950	08637		PRECAST PC I BEAM TYPE 7	11,283.00	LF		\$	
0960	08638		PRECAST PC I BEAM TYPE 8	864.00	LF		\$	

Section: 0005 - TRAINEES

LINE	BID CODE	ALT	DESCRIPTION	QUANTITY	UNIT	UNIT PRICE	FP	AMOUNT
0970	02742		TRAINEE PAYMENT REIMBURSEMENT1 TRUCK DRIVER TRAINEE	1,000.00	HOURL		\$	
0980	02742		TRAINEE PAYMENT REIMBURSEMENT1 CLASS A OPERATOR TRAINEE	1,600.00	HOURL		\$	
0990	02742		TRAINEE PAYMENT REIMBURSEMENT1 CARPENTER TRAINEE	1,400.00	HOURL		\$	

Section: 0006 - MOBILIZATION / DEMOBILIZATION

LINE	BID CODE	ALT	DESCRIPTION	QUANTITY	UNIT	UNIT PRICE	FP	AMOUNT
1000	02568		MOBILIZATION	1.00	LS		\$	
1010	02569		DEMOBILIZATION	1.00	LS		\$	