

MAINTENANCE CONDITION OF KENTUCKY HIGHWAYS



County Supplement Maintenance Rating Program - FY 2015

**Division of Maintenance
Operations and Pavement Management Branch
March 2015**



2015 MAINTENANCE RATING PROGRAM REPORT

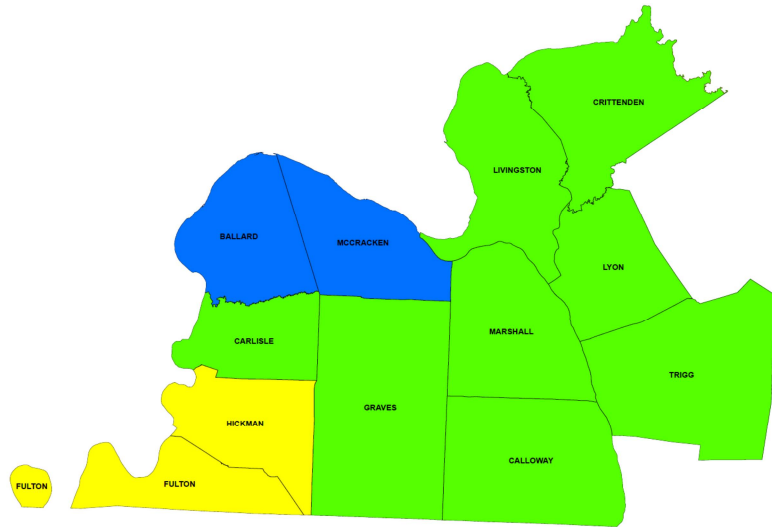
COUNTY SUPPLEMENT

Background

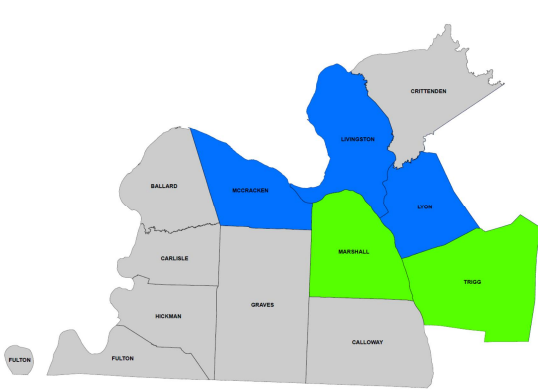
The University of Kentucky, Kentucky Transportation Center (KTC) conducted a telephone survey in 2010 to evaluate public perception of the maintenance activities of KYTC. A supplement in this report included a statistical analysis of the Maintenance Rating Program.

KTC concluded that Maintenance Rating Program data could be combined to produce county level results. Three years of data (2015, 2014, and 2013) were used for this supplement. The confidence levels and intervals are based on the size of the samples. County result confidence levels vary from 80% +/- 10% to 99% +/- 1% based on available road mileage.

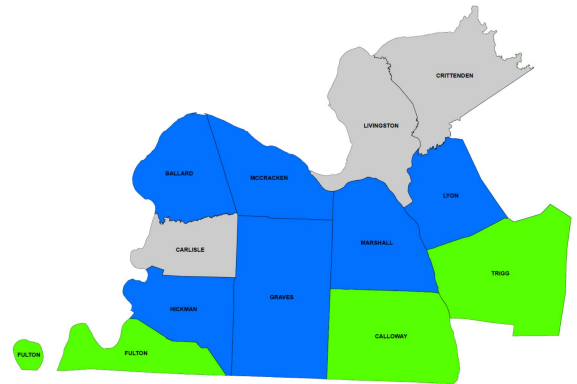
2015 Maintenance Rating Program Report



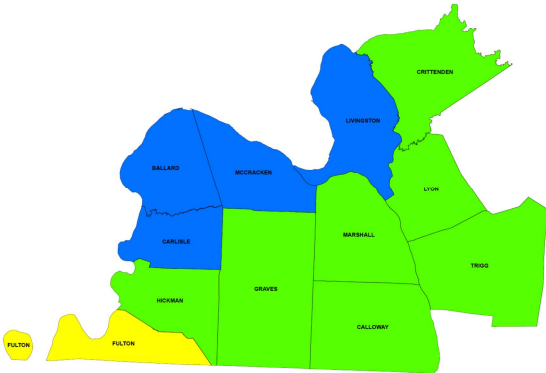
ALL ROADS



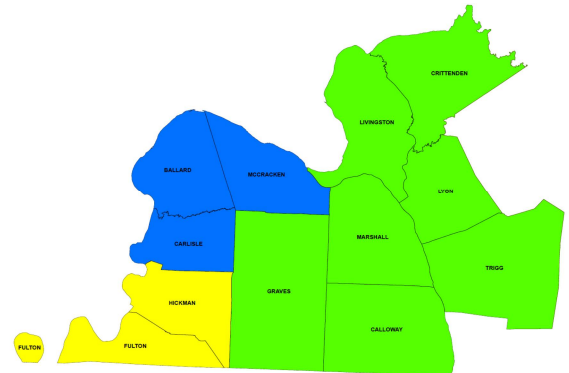
INTERSTATES



NATIONAL HIGHWAY SYSTEM



STATE PRIMARY AND SECONDARY



RURAL SECONDARY



District One Maintenance Levels of Service

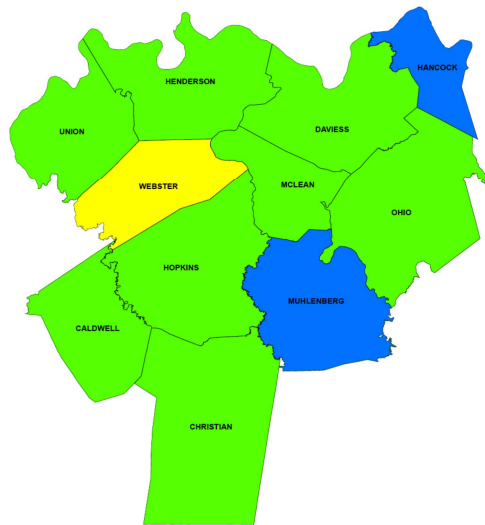
District One Scores

Feature Description	BALLARD	CALLOWAY	CARLISLE	CRITTENDEN	FULTON	GRAVES	HICKMAN	LIVINGSTON	LYON	MARSHALL	MCCRACKEN	TRIGG
Rideability	83.3	85.8	80.3	81.7	79.2	83.9	82.0	83.7	86.1	84.0	80.0	86.4
Appearance	99.8	93.4	100.0	97.7	81.9	90.9	86.6	93.3	93.8	93.3	100.0	89.4
Vertical Clearance	100.0	55.1	100.0	51.6	84.2	93.7	98.4	60.8	58.1	49.1	93.9	72.4
Visual Obstructions	100.0	90.9	100.0	100.0	98.4	95.5	100.0	100.0	99.9	92.3	100.0	87.9
Fencing	NA	68.9	NA	NA	NA	89.5	NA	NA	40.1	78.1	96.6	65.8
Guardrail Specifications	NA	NA	NA	NA	NA	96.2	NA	NA	60.5	94.4	98.7	NA
Guardrail Damage	NA	NA	NA	NA	NA	100.0	NA	NA	89.8	100.0	96.1	NA
Attenuators	NA	NA	NA	NA	NA	95.4	NA	NA	NA	100.0	NA	NA
Potholes	100.0	100.0	90.8	86.5	88.0	81.4	83.9	79.5	91.4	94.7	84.5	87.5
Rutting	68.2	83.9	81.7	56.2	45.1	59.5	48.3	77.2	78.1	68.6	79.9	70.8
Pavement Drop Off	97.4	59.7	86.2	84.6	65.1	61.9	59.4	78.6	74.7	55.3	93.9	26.2
Shoulder Drop Off	97.1	49.1	96.3	67.0	50.7	66.7	62.9	75.7	71.2	46.9	94.2	67.5
High Shoulder	100.0	95.0	100.0	100.0	78.7	89.3	92.5	98.5	100.0	94.4	100.0	83.8
Shoulder Potholes	100.0	95.2	100.0	92.3	82.1	85.2	92.8	92.5	100.0	94.9	95.1	73.8
Drains	NA	93.8	NA	NA	NA	94.1	78.8	100.0	NA	88.2	99.6	86.6
Ditches	100.0	92.2	98.0	93.8	88.2	93.3	93.3	95.1	97.2	92.2	96.9	97.2
Curb and Gutter	NA	NA	NA	NA	NA	NA	NA	NA	NA	NA	NA	NA
White Stripe	100.0	95.6	NA	NA	NA	100.0	NA	NA	100.0	96.6	100.0	93.0
Yellow Stripe	94.2	96.4	100.0	100.0	88.1	99.0	97.5	100.0	100.0	99.9	98.7	99.8
Guide Signs	95.3	100.0	100.0	95.6	NA	89.4	NA	100.0	44.3	77.4	95.2	100.0
Guide Sign Assemblies	NA	100.0	NA	92.6	NA	NA	NA	100.0	81.1	93.9	91.2	100.0
Warning and Reg. Signs	100.0	100.0	100.0	100.0	57.1	85.1	67.0	NA	99.1	95.1	100.0	100.0
Warning and Reg. Sign Assemblies	NA	92.5	NA	NA	NA	NA	NA	NA	NA	90.9	NA	100.0

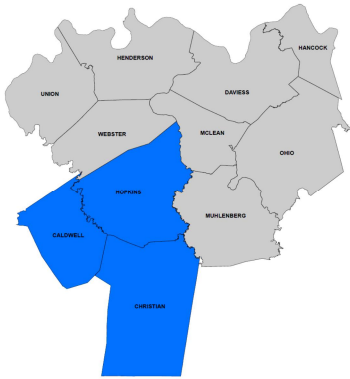
Total Score

92.8 87.5 85.7 86.8 79.1 88.3 79.1 87.6 87.3 86.2 94.4 85.8

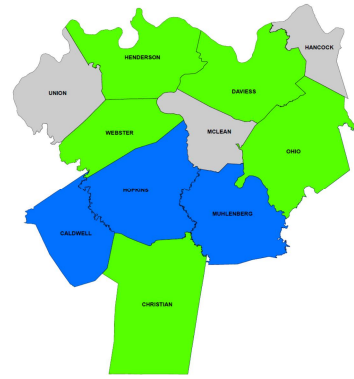
2015 Maintenance Rating Program Report



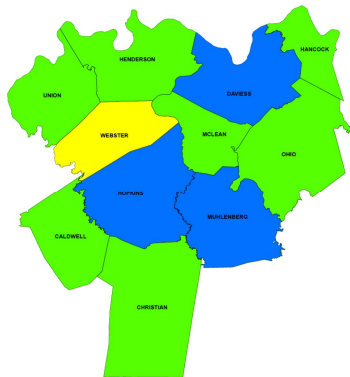
ALL ROADS



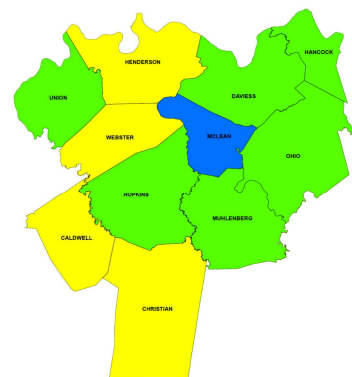
INTERSTATES



NATIONAL HIGHWAY SYSTEM



STATE PRIMARY AND SECONDARY



RURAL SECONDARY



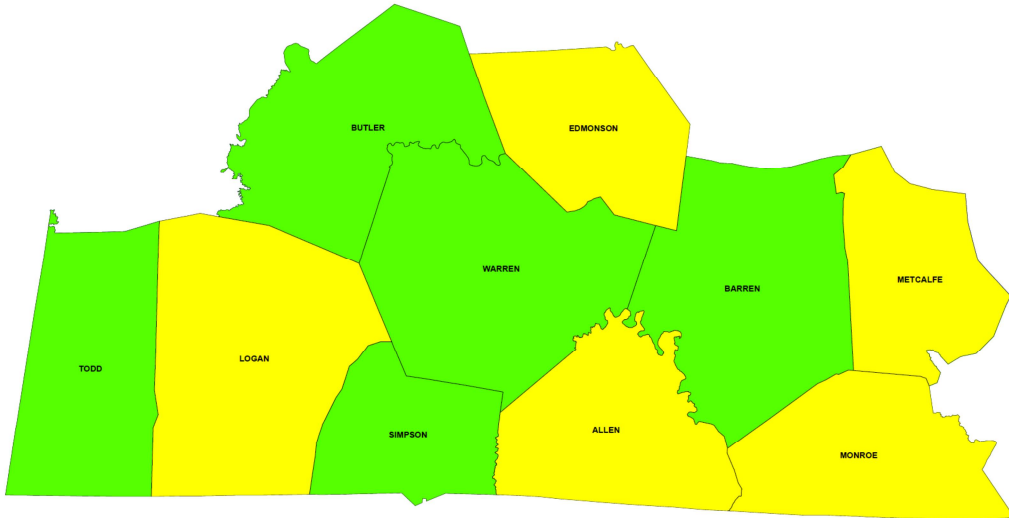
District Two Maintenance Levels of Service

District Two Scores

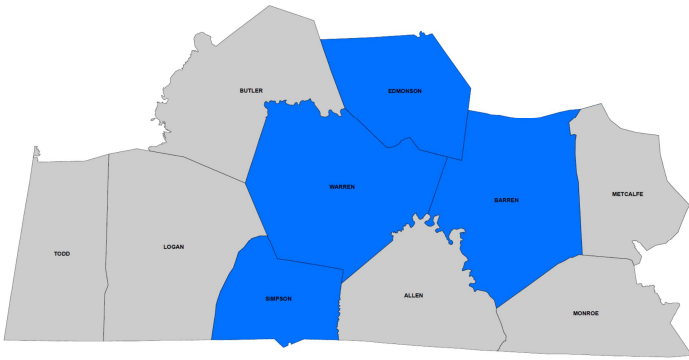
Feature Description	CALDWELL	CHRISTIAN	DAVISS	HANCOCK	HENDERSON	HOPKINS	MCLEAN	MUHLENBERG	OHIO	UNION	WEBSTER
Rideability	82.9	81.1	81.4	81.7	77.3	83.7	82.3	83.0	88.2	79.4	80.0
Appearance	91.3	85.5	88.0	80.6	96.2	94.0	97.6	97.2	91.9	98.2	92.2
Vertical Clearance	89.2	82.3	97.3	94.6	63.2	83.4	100.0	87.5	87.0	52.7	47.6
Visual Obstructions	95.7	98.0	96.9	94.6	91.9	95.4	93.9	87.5	98.2	98.6	87.0
Fencing	93.9	94.1	86.0	NA	57.0	77.0	NA	NA	97.9	NA	NA
Guardrail Specifications	73.3	99.7	61.0	NA	72.3	67.6	NA	75.2	84.2	NA	NA
Guardrail Damage	100.0	87.3	89.9	NA	100.0	89.2	NA	97.0	89.0	NA	NA
Attenuators	NA	78.9	100.0	NA	NA	58.0	NA	NA	100.0	NA	NA
Potholes	67.0	55.3	88.5	100.0	92.4	99.3	93.9	79.2	78.7	100.0	84.5
Rutting	95.6	91.9	79.8	89.9	69.8	94.4	95.1	99.6	67.3	84.3	63.9
Pavement Drop Off	93.4	98.4	91.6	73.7	63.7	95.5	100.0	98.6	84.4	57.3	57.3
Shoulder Drop Off	50.2	79.5	89.4	79.1	48.4	93.7	92.1	95.9	89.1	57.3	43.9
High Shoulder	97.8	96.7	92.9	94.6	93.0	88.0	86.0	98.6	91.9	94.7	94.8
Shoulder Potholes	78.0	87.4	97.1	100.0	92.7	91.2	67.9	85.9	95.4	100.0	94.3
Drains	80.1	61.0	94.5	NA	NA	52.4	NA	64.2	81.1	NA	NA
Ditches	59.4	64.1	57.2	NA	56.4	75.3	67.3	69.3	58.0	77.5	55.9
Curb and Gutter	NA	NA	NA	NA	NA	NA	NA	NA	NA	NA	NA
White Stripe	99.3	90.3	100.0	NA	98.7	91.3	NA	100.0	NA	NA	NA
Yellow Stripe	100.0	87.3	100.0	NA	94.6	97.1	96.7	93.4	100.0	92.3	97.7
Guide Signs	78.3	99.1	98.9	NA	97.5	92.4	NA	97.1	NA	100.0	84.3
Guide Sign Assemblies	61.4	88.1	100.0	NA	NA	100.0	NA	100.0	NA	NA	NA
Warning and Reg. Signs	78.8	88.2	NA	NA	95.7	96.4	71.8	90.6	NA	92.3	90.3
Warning and Reg. Sign Assemblies	66.6	61.8	NA	NA	100.0	NA	NA	NA	NA	NA	NA

Total Score 81.7 84.4 89.5 91.0 82.3 88.6 86.7 90.0 89.3 83.3 77.5

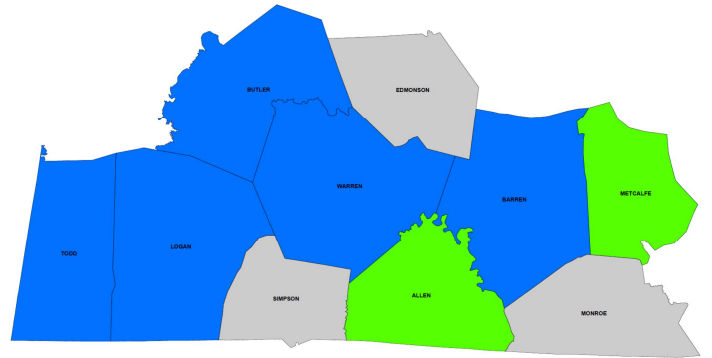
2015 Maintenance Rating Program Report



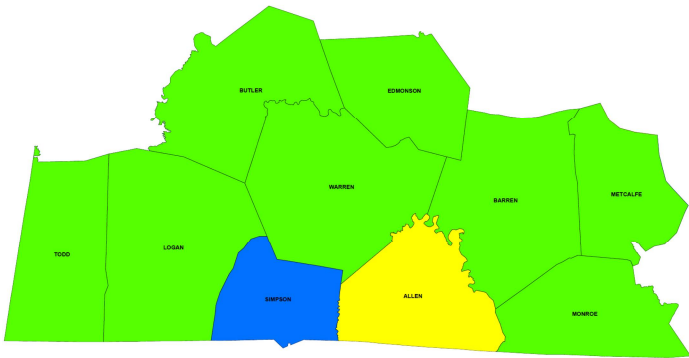
ALL ROADS



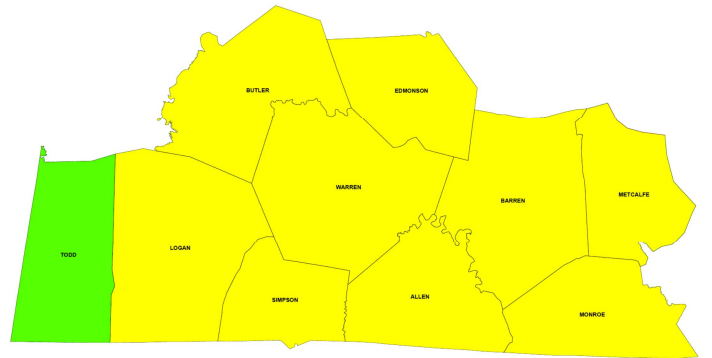
INTERSTATES



NATIONAL HIGHWAY SYSTEM



STATE PRIMARY AND SECONDARY



RURAL SECONDARY



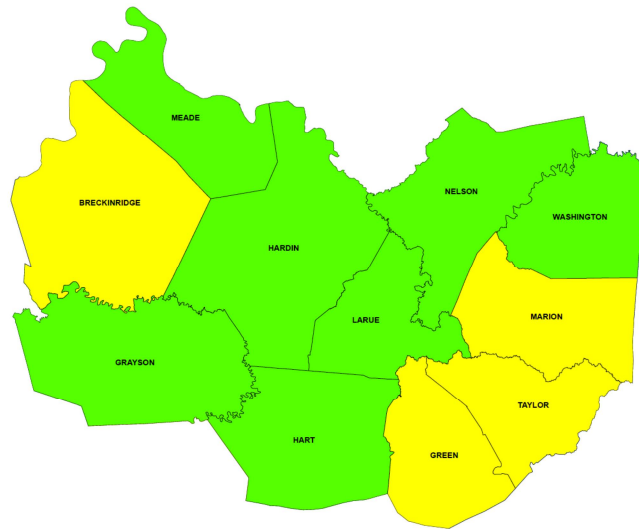
District Three Maintenance Levels of Service

District Three Scores

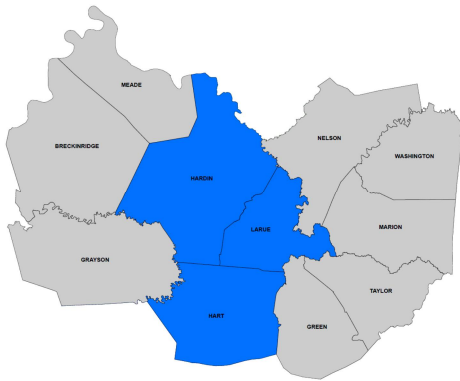
Feature Description	ALLEN	BARREN	BUTLER	EDMONSON	LOGAN	METCALFE	MONROE	SIMPSON	TODD	WARREN
Rideability	80.5	85.7	82.6	81.3	83.3	85.8	81.5	86.0	88.4	86.4
Appearance	79.7	87.4	85.8	97.4	91.1	89.2	81.8	97.8	92.7	90.2
Vertical Clearance	70.0	74.0	72.5	65.9	68.7	71.7	62.3	80.0	91.6	80.7
Visual Obstructions	61.6	72.5	61.2	75.0	84.9	60.9	58.7	88.8	89.1	68.9
Fencing	NA	84.8	NA	NA	94.8	NA	NA	100.0	NA	98.2
Guardrail Specifications	NA	95.7	NA	NA	NA	92.5	NA	NA	NA	80.2
Guardrail Damage	NA	94.3	NA	NA	NA	82.0	NA	NA	NA	98.2
Attenuators	NA	100.0	NA	NA	NA	NA	NA	NA	NA	95.3
Potholes	95.0	90.9	88.6	100.0	99.6	80.1	100.0	77.6	100.0	89.9
Rutting	96.0	92.7	89.1	97.9	94.6	94.0	98.2	100.0	92.6	95.9
Pavement Drop Off	75.1	78.8	79.8	86.5	86.9	83.6	96.1	79.8	93.9	83.5
Shoulder Drop Off	51.0	56.5	59.7	53.1	53.3	53.1	68.3	55.5	52.1	53.1
High Shoulder	83.4	86.0	83.9	93.5	89.2	72.9	94.0	66.8	83.2	86.5
Shoulder Potholes	76.1	73.9	79.7	88.3	82.4	92.6	82.2	88.5	84.9	75.2
Drains	78.1	78.6	90.5	51.4	75.4	70.2	45.2	62.6	96.8	83.0
Ditches	56.7	69.6	82.0	70.3	68.1	69.3	52.3	72.8	80.2	58.0
Curb and Gutter	NA	NA	NA	NA	NA	NA	NA	NA	NA	80.7
White Stripe	84.5	92.3	100.0	NA	96.2	100.0	NA	NA	100.0	100.0
Yellow Stripe	84.5	90.9	100.0	96.7	91.8	93.3	89.8	97.3	97.3	94.0
Guide Signs	81.6	79.6	NA	72.3	42.0	78.1	80.2	88.5	77.8	97.0
Guide Sign Assemblies	74.4	98.8	NA	72.7	70.7	77.3	NA	85.9	NA	94.6
Warning and Reg. Signs	53.5	84.6	85.1	42.6	72.2	66.9	67.6	100.0	59.2	83.9
Warning and Reg. Sign Assemblies	86.1	92.3	57.3	78.2	92.1	72.5	100.0	NA	100.0	97.7

Total Score 73.5 85.3 84.4 79.0 79.7 78.2 77.2 84.3 86.1 85.9

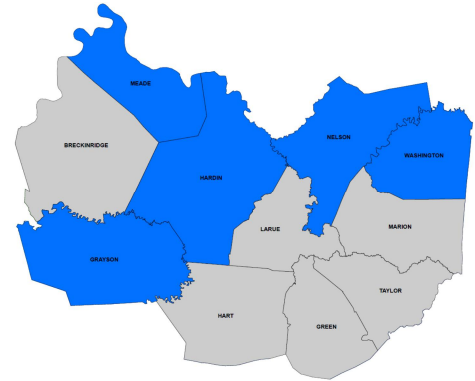
2015 Maintenance Rating Program Report



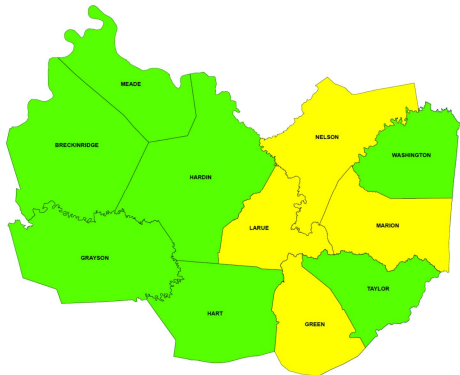
ALL ROADS



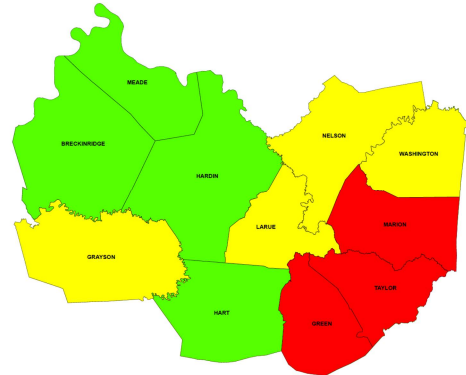
INTERSTATES



NATIONAL HIGHWAY SYSTEM



STATE PRIMARY AND SECONDARY



RURAL SECONDARY



District Four Maintenance Levels of Service

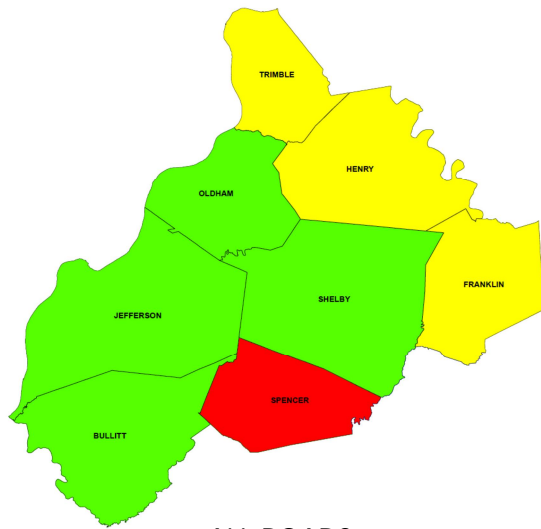
District Four Scores

Feature Description	BRECKINRIDGE	GRAYSON	GREEN	HARDIN	HART	LARUE	MARION	MEADE	NELSON	TAYLOR	WASHINGTON
Rideability	85.1	84.5	85.8	84.0	83.6	82.4	76.6	84.9	82.4	86.3	74.8
Appearance	75.0	87.9	70.1	66.8	73.8	62.8	69.4	87.1	72.1	66.9	68.3
Vertical Clearance	83.0	67.3	50.0	71.1	68.9	59.2	73.2	79.6	65.0	69.4	63.7
Visual Obstructions	92.9	94.8	85.1	95.1	93.9	94.4	87.7	96.0	92.0	83.3	92.7
Fencing	NA	94.9	NA	85.1	79.6	NA	NA	NA	92.7	NA	NA
Guardrail Specifications	NA	77.3	NA	80.7	97.6	NA	NA	NA	89.7	NA	NA
Guardrail Damage	NA	87.4	NA	91.0	97.6	NA	NA	NA	89.7	NA	NA
Attenuators	NA	100.0	NA	96.6	NA	NA	NA	NA	100.0	NA	NA
Potholes	92.0	89.6	80.4	61.4	88.3	48.8	61.6	94.8	78.6	69.4	67.4
Rutting	97.1	82.6	54.5	84.2	83.5	70.3	73.2	89.8	61.2	56.9	83.5
Pavement Drop Off	75.9	75.9	41.6	89.7	81.0	68.5	41.8	79.6	50.3	56.9	74.6
Shoulder Drop Off	53.7	58.6	40.3	80.2	64.8	59.3	35.2	53.2	41.2	67.1	57.4
High Shoulder	88.4	81.7	100.0	82.6	84.8	100.0	85.8	89.4	100.0	87.4	100.0
Shoulder Potholes	90.3	64.7	52.8	83.2	84.6	44.4	31.6	89.9	49.7	32.9	67.9
Drains	67.4	83.8	NA	94.9	76.5	89.4	78.6	75.9	94.3	NA	81.2
Ditches	68.5	76.0	45.7	97.8	98.5	92.9	51.3	59.0	90.8	63.5	90.9
Curb and Gutter	NA	NA	NA	NA	NA	NA	NA	NA	NA	NA	NA
White Stripe	NA	100.0	NA	100.0	NA	NA	NA	NA	92.6	100.0	93.8
Yellow Stripe	100.0	100.0	97.1	97.9	96.3	88.1	88.3	97.3	96.8	91.5	94.9
Guide Signs	NA	NA	NA	95.5	100.0	67.8	100.0	100.0	88.6	100.0	91.5
Guide Sign Assemblies	NA	NA	NA	99.7	96.1	NA	NA	79.4	73.7	NA	NA
Warning and Reg. Signs	55.4	82.7	NA	100.0	NA	NA	91.4	NA	85.9	89.6	85.6
Warning and Reg. Sign Assemblies	NA	NA	NA	99.8	NA	NA	100.0	NA	71.1	NA	89.7

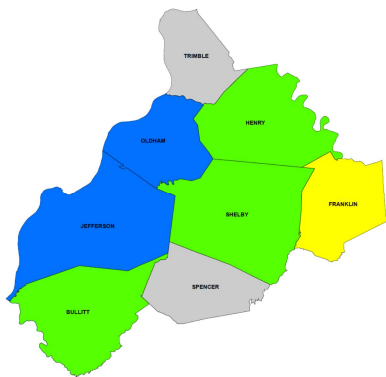
Total Score

74.6 80.4 72.3 88.4 88.9 83.2 74.3 82.9 80.7 73.7 83.1

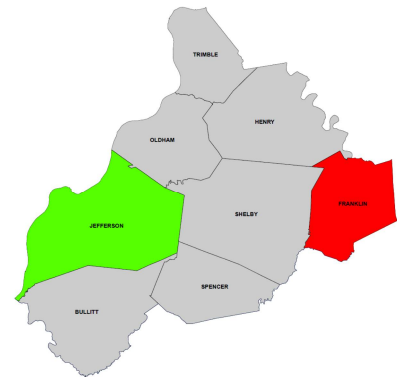
2015 Maintenance Rating Program Report



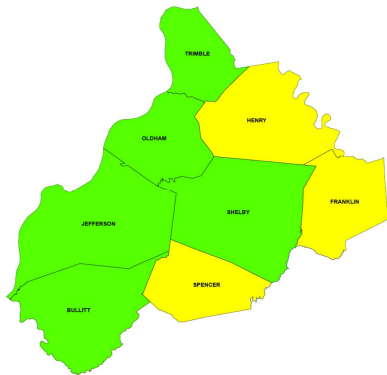
ALL ROADS



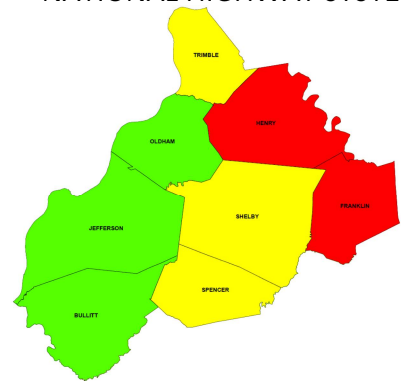
INTERSTATES



NATIONAL HIGHWAY SYSTEM



STATE PRIMARY AND SECONDARY



RURAL SECONDARY

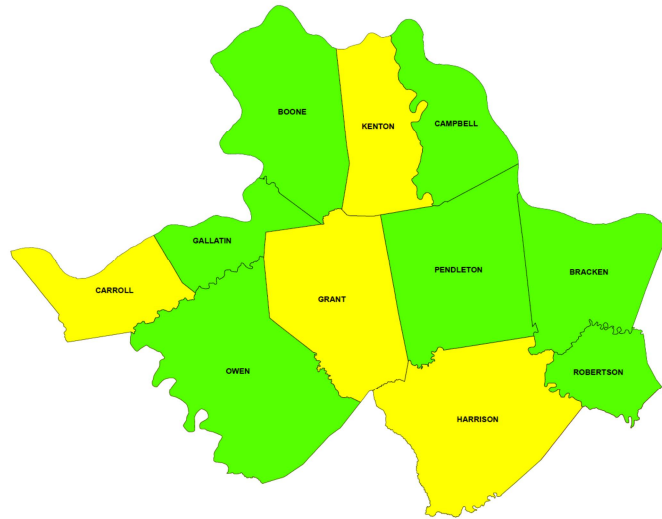


District Five Maintenance Levels of Service

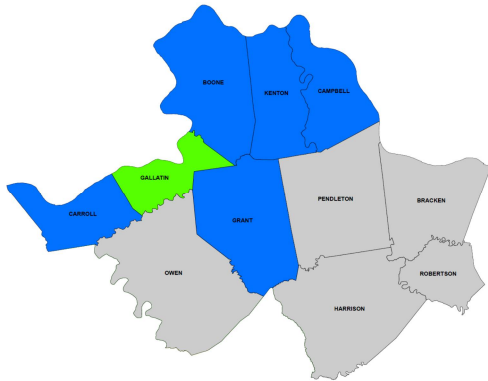
District Five Scores

Feature Description	BULLITT	FRANKLIN	HENRY	JEFFERSON	OLDHAM	SHELBY	SPENCER	TRIMBLE
Rideability	86.3	80.6	80.9	79.9	79.7	80.7	83.4	80.5
Appearance	96.2	87.8	98.4	99.2	100.0	100.0	100.0	100.0
Vertical Clearance	87.1	43.3	62.8	88.1	91.4	81.0	64.0	63.4
Visual Obstructions	73.3	45.0	82.5	87.0	88.4	79.2	57.8	82.5
Fencing	NA	NA	100.0	84.3	NA	100.0	NA	NA
Guardrail Specifications	NA	88.5	100.0	93.8	77.4	90.3	NA	NA
Guardrail Damage	NA	72.9	92.3	95.8	94.4	88.5	NA	NA
Attenuators	NA	77.3	NA	98.6	NA	66.9	NA	NA
Potholes	66.7	60.0	80.1	65.4	72.9	90.9	68.6	100.0
Rutting	97.4	60.3	68.9	95.8	98.6	62.1	41.7	96.0
Pavement Drop Off	90.6	64.5	79.0	98.1	90.3	86.9	60.8	67.6
Shoulder Drop Off	57.0	52.9	57.3	83.0	66.4	54.9	58.8	58.1
High Shoulder	96.9	51.1	81.9	88.4	100.0	65.0	54.3	85.2
Shoulder Potholes	38.2	57.8	88.9	80.8	77.1	78.6	81.8	96.6
Drains	65.4	78.3	77.6	87.4	84.0	85.8	NA	74.9
Ditches	75.4	87.3	74.3	82.9	90.4	81.0	80.4	60.5
Curb and Gutter	NA	NA	NA	87.6	NA	NA	NA	NA
White Stripe	100.0	97.5	97.4	93.2	93.6	93.8	100.0	NA
Yellow Stripe	93.0	96.5	97.4	87.7	83.5	97.1	96.1	100.0
Guide Signs	82.6	80.9	47.2	83.2	87.3	85.3	63.6	NA
Guide Sign Assemblies	82.5	54.1	14.5	76.6	94.4	68.1	NA	NA
Warning and Reg. Signs	89.7	79.7	26.4	92.8	85.6	91.8	76.4	65.1
Warning and Reg. Sign Assemblies	97.5	38.4	19.6	86.0	90.4	78.0	38.0	73.3
Total Score	84.3	70.4	73.8	87.4	88.1	82.0	69.7	75.0

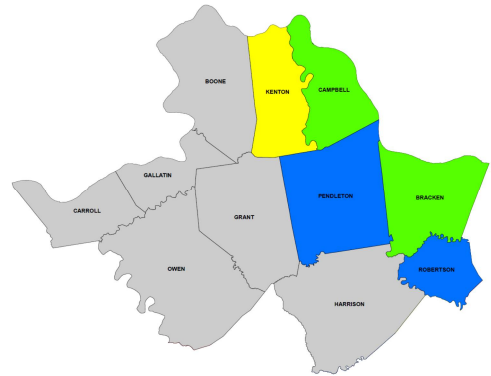
2015 Maintenance Rating Program Report



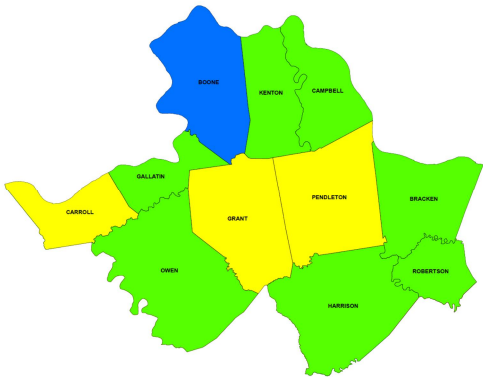
ALL ROADS



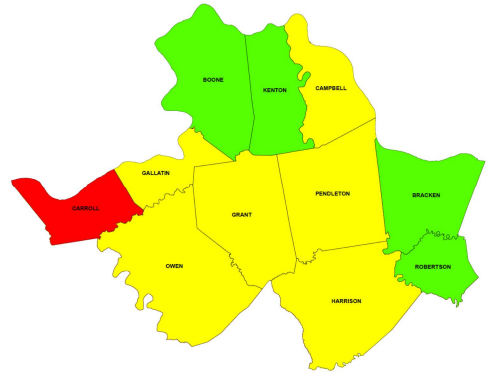
INTERSTATES



NATIONAL HIGHWAY SYSTEM



STATE PRIMARY AND SECONDARY



RURAL SECONDARY



District Six Maintenance Levels of Service

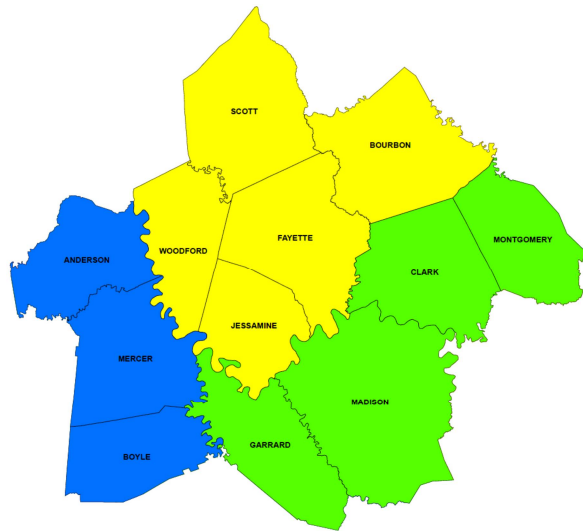
District Six Scores

Feature Description	BOONE	BRACKEN	CAMPBELL	CARROLL	GALLATIN	GRANT	HARRISON	KENTON	OWEN	PENDLETON	ROBERTSON
Rideability	82.8	83.2	78.5	78.8	81.1	82.5	85.9	72.3	74.3	78.0	80.7
Appearance	94.6	98.3	92.0	72.8	88.8	78.3	73.5	98.2	80.5	92.9	96.9
Vertical Clearance	69.3	50.0	86.2	51.5	76.4	71.7	66.8	60.7	77.9	76.9	77.7
Visual Obstructions	90.2	60.9	92.3	93.8	95.0	81.0	81.3	95.0	94.3	69.1	82.6
Fencing	97.4	81.3	75.2	NA	NA	97.1	NA	NA	NA	NA	NA
Guardrail Specifications	77.4	98.7	79.4	50.4	NA	85.6	NA	78.5	NA	NA	NA
Guardrail Damage	67.9	83.4	84.1	66.7	NA	100.0	NA	84.4	NA	NA	NA
Attenuators	52.7	100.0	97.8	NA	NA	NA	NA	97.0	NA	NA	NA
Potholes	99.0	99.3	70.4	62.6	78.0	60.2	88.9	85.1	79.5	80.5	80.0
Rutting	82.9	83.0	71.4	75.2	83.2	96.1	100.0	72.1	70.6	85.1	96.9
Pavement Drop Off	84.2	65.9	89.3	69.8	54.8	85.3	84.6	73.8	77.2	53.6	57.1
Shoulder Drop Off	69.6	90.9	82.2	66.8	65.1	53.9	57.5	69.0	68.8	80.5	82.6
High Shoulder	95.6	96.2	84.7	95.8	97.6	81.8	79.5	76.2	97.5	94.3	100.0
Shoulder Potholes	96.6	100.0	95.6	67.8	77.8	61.1	85.0	85.1	87.7	93.0	100.0
Drains	76.4	72.8	85.6	60.5	64.0	72.1	64.0	79.7	57.3	NA	NA
Ditches	96.4	84.3	81.7	75.3	81.3	35.5	70.1	81.2	88.8	79.6	83.0
Curb and Gutter	NA	68.1	91.6	NA	NA	NA	NA	89.2	NA	NA	NA
White Stripe	96.6	68.1	NA	100.0	NA	NA	96.1	NA	95.0	NA	NA
Yellow Stripe	100.0	56.1	NA	90.7	NA	94.3	93.7	NA	94.0	100.0	NA
Guide Signs	92.8	72.5	91.8	NA	76.3	100.0	91.2	100.0	100.0	NA	NA
Guide Sign Assemblies	100.0	94.3	72.9	NA	NA	74.1	NA	NA	NA	NA	NA
Warning and Reg. Signs	88.9	88.5	79.7	60.0	49.8	84.7	68.7	88.2	53.3	55.2	100.0
Warning and Reg. Sign Assemblies	100.0	87.8	91.9	75.6	100.0	81.8	58.1	93.9	63.4	81.3	100.0

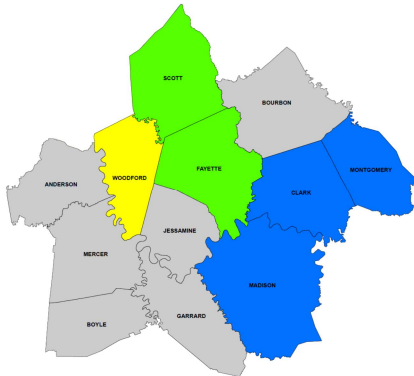
Total Score

88.3 81.4 80.8 74.3 80.1 78.9 78.4 75.0 80.1 80.6 85.9

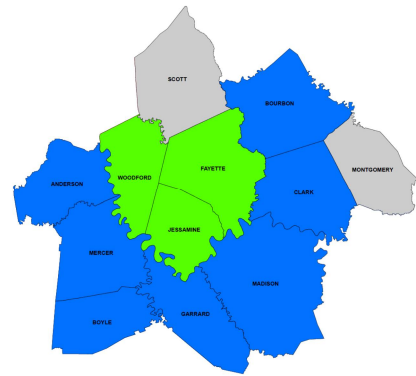
2015 Maintenance Rating Program Report



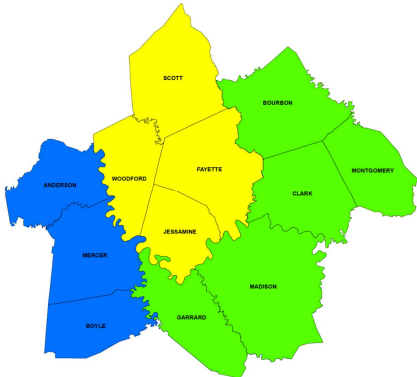
ALL ROADS



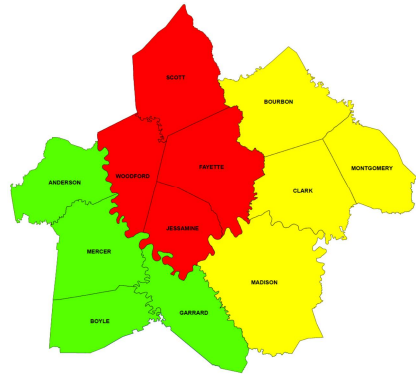
INTERSTATES



NATIONAL HIGHWAY SYSTEM



STATE PRIMARY AND SECONDARY



RURAL SECONDARY



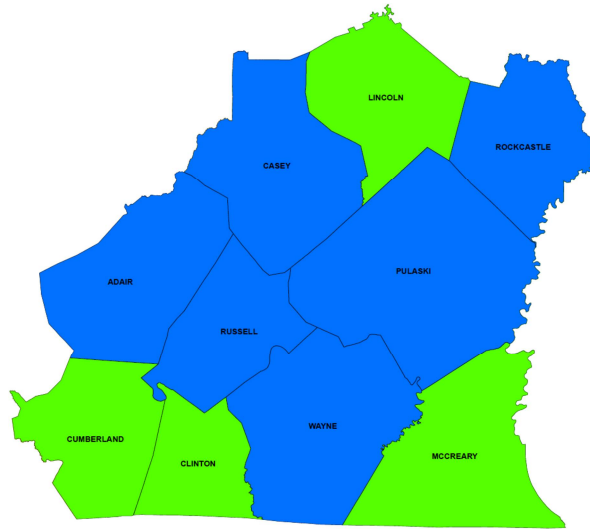
District Seven Maintenance Levels of Service

District Seven Scores

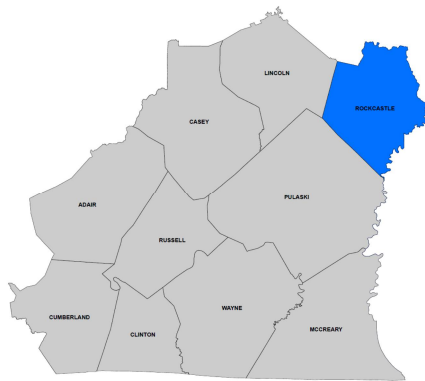
Feature Description	ANDERSON	BOURBON	BOYLE	CLARK	FAYETTE	GARRARD	JESSAMINE	MADISON	MERCER	MONTGOMERY	SCOTT	WOODFORD
Rideability	85.5	83.9	83.8	81.1	80.1	84.6	80.3	81.3	76.6	83.0	79.5	83.8
Appearance	98.2	90.9	82.1	93.9	80.8	97.9	64.6	97.5	77.2	96.9	81.4	83.6
Vertical Clearance	69.0	74.4	69.5	71.2	39.0	79.4	49.4	85.8	75.6	74.6	41.7	36.2
Visual Obstructions	79.8	96.2	81.9	88.9	78.1	72.7	76.6	76.6	90.6	86.3	76.9	84.5
Fencing	NA	NA	NA	91.6	98.9	NA	NA	98.6	NA	90.8	72.2	NA
Guardrail Specifications	100.0	NA	100.0	67.2	53.0	NA	NA	66.8	NA	NA	83.6	NA
Guardrail Damage	91.4	NA	89.3	89.7	68.5	NA	NA	65.0	NA	NA	84.8	NA
Attenuators	84.1	NA	NA	NA	66.4	NA	NA	52.6	NA	NA	56.4	NA
Potholes	98.8	88.7	94.2	100.0	50.7	88.4	89.0	91.8	100.0	100.0	62.9	71.3
Rutting	100.0	84.8	94.5	96.4	84.7	81.5	81.5	89.4	82.5	89.2	80.0	93.3
Pavement Drop Off	100.0	68.1	100.0	90.5	78.0	92.3	97.2	93.7	100.0	74.6	61.0	68.5
Shoulder Drop Off	83.8	39.4	76.9	48.7	73.2	73.4	43.0	73.1	86.7	41.1	45.9	53.0
High Shoulder	98.2	98.1	100.0	97.5	77.1	63.9	86.1	66.8	100.0	76.5	77.8	74.4
Shoulder Potholes	100.0	100.0	94.4	100.0	83.9	100.0	91.1	85.8	100.0	98.8	75.0	72.8
Drains	96.8	64.6	95.8	87.8	66.3	80.9	58.4	80.1	NA	84.8	71.9	56.8
Ditches	98.1	74.9	100.0	73.0	65.0	85.6	52.8	90.3	97.1	74.5	50.7	52.9
Curb and Gutter	NA	NA	NA	NA	89.0	NA	NA	NA	NA	NA	NA	NA
White Stripe	100.0	70.7	95.6	100.0	NA	100.0	NA	88.7	100.0	NA	NA	NA
Yellow Stripe	88.5	81.7	100.0	91.1	88.5	100.0	87.6	95.5	93.4	77.0	100.0	100.0
Guide Signs	85.5	91.8	100.0	94.2	89.3	NA	NA	96.6	NA	91.2	75.4	NA
Guide Sign Assemblies	100.0	NA	100.0	NA	85.9	NA	NA	82.9	NA	NA	NA	NA
Warning and Reg. Signs	93.8	100.0	100.0	53.0	55.5	NA	20.6	61.6	100.0	85.2	22.7	48.8
Warning and Reg. Sign Assemblies	100.0	NA	100.0	NA	63.4	NA	35.0	66.2	100.0	NA	NA	NA

Total Score 93.4 79.0 90.9 84.0 75.0 83.9 70.8 82.3 92.2 80.4 72.7 72.2

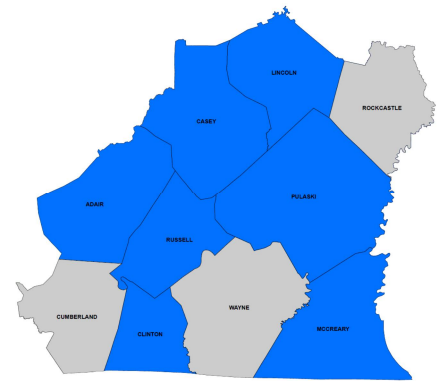
2015 Maintenance Rating Program Report



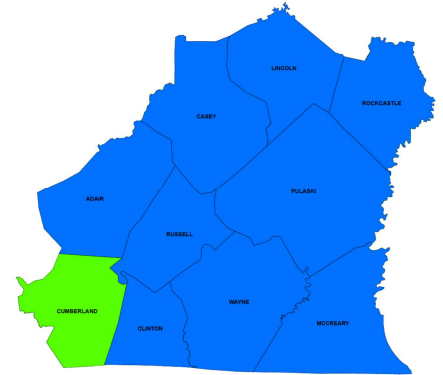
ALL ROADS



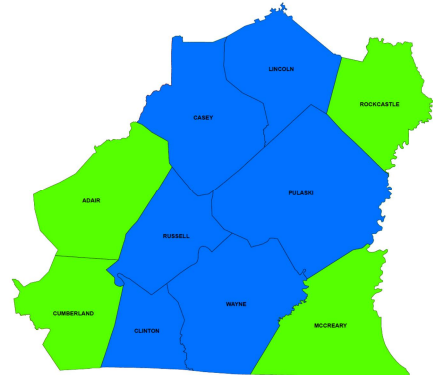
INTERSTATES



NATIONAL HIGHWAY SYSTEM



STATE PRIMARY AND SECONDARY



RURAL SECONDARY

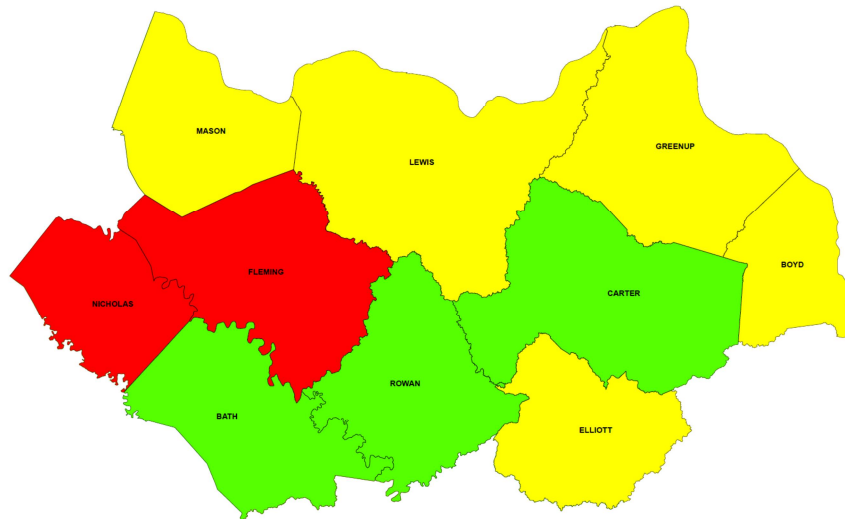


District Eight Maintenance Levels of Service

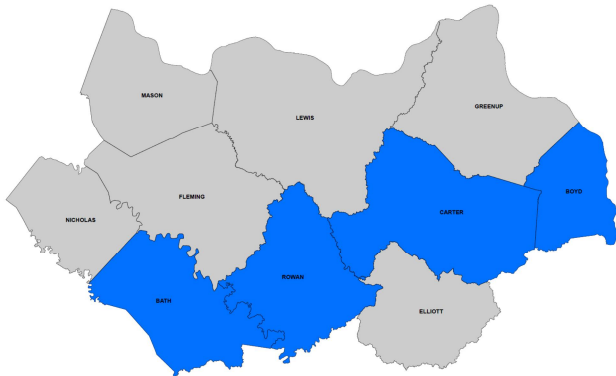
District Eight Scores

Feature Description	ADAIR	CASEY	CLINTON	CUMBERLAND	LINCOLN	MCCREARY	PULASKI	ROCKCASTLE	RUSSELL	WAYNE
Rideability	85.3	86.9	86.6	87.8	83.4	81.3	86.2	79.4	87.0	87.1
Appearance	96.6	94.8	100.0	90.9	96.7	100.0	98.2	85.1	99.8	98.6
Vertical Clearance	94.2	80.5	82.5	95.9	81.1	80.3	78.7	55.8	88.8	89.4
Visual Obstructions	89.3	100.0	100.0	90.9	97.7	98.1	85.7	94.1	90.1	95.4
Fencing	100.0	NA	NA	NA	NA	NA	85.6	85.4	100.0	NA
Guardrail Specifications	88.0	68.7	NA	NA	56.8	55.1	88.6	79.1	90.9	NA
Guardrail Damage	90.4	95.9	NA	NA	87.9	86.6	72.9	98.9	93.9	NA
Attenuators	NA	NA	NA	NA	96.2	85.8	94.4	98.2	92.2	NA
Potholes	100.0	99.3	95.6	100.0	89.8	95.3	95.7	92.2	100.0	91.6
Rutting	99.0	90.9	90.1	90.3	98.4	100.0	99.6	92.6	100.0	95.0
Pavement Drop Off	99.0	100.0	90.3	97.5	100.0	88.4	95.3	97.1	99.8	96.6
Shoulder Drop Off	80.0	100.0	83.8	81.0	96.4	69.8	92.2	95.6	78.3	81.1
High Shoulder	98.0	95.6	93.8	98.4	100.0	91.4	94.4	88.2	98.6	95.7
Shoulder Potholes	100.0	92.3	89.8	96.0	96.8	98.7	94.3	70.6	100.0	100.0
Drains	100.0	81.5	94.1	95.2	84.4	NA	83.8	99.9	95.8	93.0
Ditches	86.4	92.5	100.0	64.9	98.0	90.8	73.3	85.0	84.5	97.0
Curb and Gutter	NA	NA	NA	NA	NA	NA	NA	NA	NA	NA
White Stripe	94.4	100.0	90.4	91.4	100.0	100.0	95.2	100.0	91.0	97.4
Yellow Stripe	98.5	100.0	94.7	100.0	100.0	80.2	98.8	98.4	98.3	98.5
Guide Signs	90.8	100.0	100.0	100.0	NA	98.2	93.9	100.0	88.7	100.0
Guide Sign Assemblies	74.9	NA	100.0	NA	NA	97.4	100.0	100.0	92.7	93.8
Warning and Reg. Signs	70.2	97.1	95.5	46.7	100.0	90.8	98.1	90.0	77.2	90.5
Warning and Reg. Sign Assemblies	80.1	100.0	98.5	76.4	100.0	90.6	100.0	100.0	81.6	95.7
Total Score	90.9	91.7	87.6	84.8	88.0	89.1	91.7	90.8	92.2	92.7

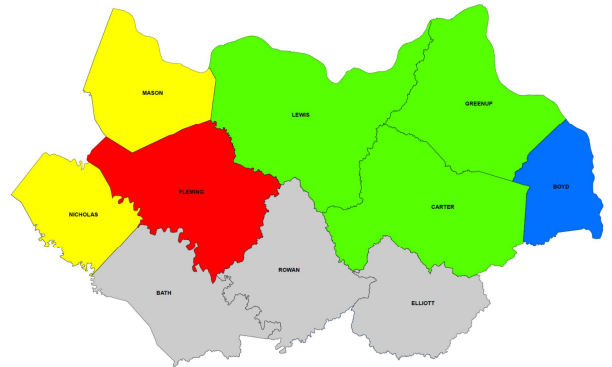
2015 Maintenance Rating Program Report



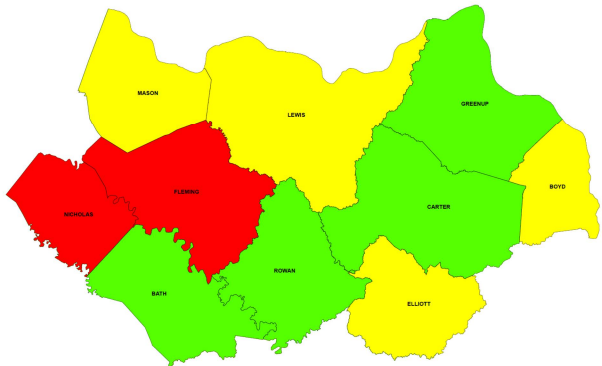
ALL ROADS



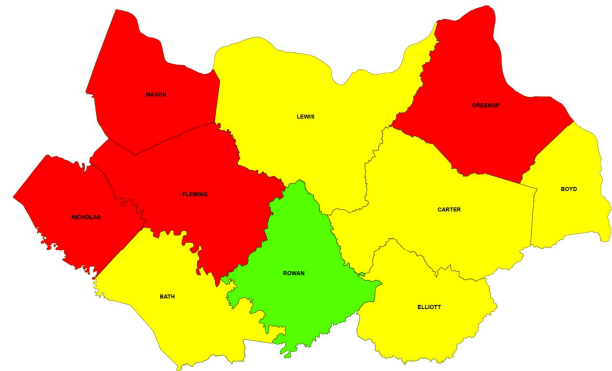
INTERSTATES



NATIONAL HIGHWAY SYSTEM



STATE PRIMARY AND SECONDARY



RURAL SECONDARY



District Nine Maintenance Levels of Service

District Nine Scores

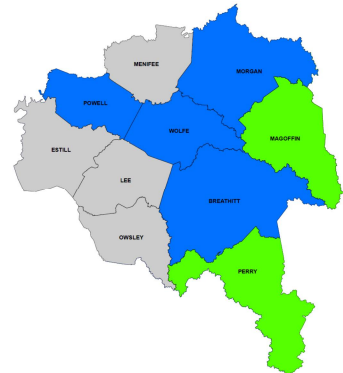
Feature Description	BATH	BOYD	CARTER	ELLIOTT	FLEMING	GREENUP	LEWIS	MASON	NICHOLAS	ROWAN
Rideability	88.4	80.3	82.5	72.6	80.1	80.9	82.2	82.9	78.9	84.7
Appearance	99.9	97.8	97.7	79.7	56.0	95.1	90.2	71.1	55.7	98.8
Vertical Clearance	62.3	60.8	69.6	44.3	71.3	49.4	67.5	61.5	50.2	63.6
Visual Obstructions	79.8	71.9	72.8	53.6	90.0	69.1	79.4	85.2	90.2	79.9
Fencing	98.1	NA	87.3	NA	NA	86.6	84.1	NA	NA	100.0
Guardrail Specifications	69.7	59.2	63.8	NA	NA	66.5	46.8	59.4	NA	67.9
Guardrail Damage	95.0	78.2	86.0	NA	NA	84.7	87.2	87.2	NA	87.7
Attenuators	85.0	NA	82.6	NA	NA	NA	88.9	NA	NA	87.8
Potholes	84.3	85.3	82.6	76.6	41.1	57.7	76.4	43.5	35.5	90.3
Rutting	74.5	97.9	97.4	64.6	67.9	98.6	82.7	64.7	60.8	67.5
Pavement Drop Off	55.6	72.0	70.9	61.4	47.5	66.9	75.8	45.4	31.8	59.3
Shoulder Drop Off	65.9	73.9	81.8	53.6	82.7	75.7	65.7	80.4	87.2	73.5
High Shoulder	71.3	79.4	65.8	49.6	44.6	79.6	82.7	36.3	34.8	73.8
Shoulder Potholes	100.0	81.1	95.9	100.0	75.6	68.6	76.8	61.5	69.6	96.3
Drains	97.0	80.5	90.5	97.7	77.7	99.5	85.6	64.9	63.5	65.6
Ditches	92.3	77.6	75.4	86.3	60.1	70.7	64.1	60.2	58.7	100.0
Curb and Gutter	NA	NA	NA	NA	NA	NA	NA	NA	NA	NA
White Stripe	100.0	73.0	84.1	100.0	72.5	86.3	74.4	89.8	100.0	100.0
Yellow Stripe	100.0	79.5	72.6	96.7	72.4	68.0	60.8	73.2	54.3	100.0
Guide Signs	81.3	96.5	100.0	NA	NA	67.4	95.5	82.6	NA	NA
Guide Sign Assemblies	100.0	NA	NA	NA	NA	NA	NA	53.0	NA	NA
Warning and Reg. Signs	84.4	15.1	97.4	85.6	57.0	36.5	26.8	76.9	53.3	99.7
Warning and Reg. Sign Assemblies	100.0	NA	NA	100.0	71.0	NA	NA	77.0	77.4	100.0

Total Score 86.5 78.0 85.0 71.1 67.2 77.3 74.4 71.7 62.2 86.7

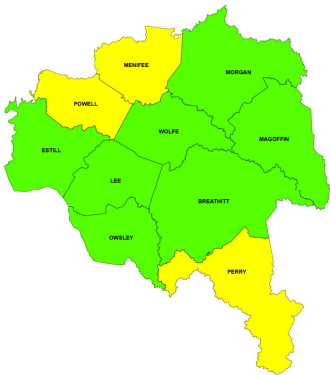
2015 Maintenance Rating Program Report



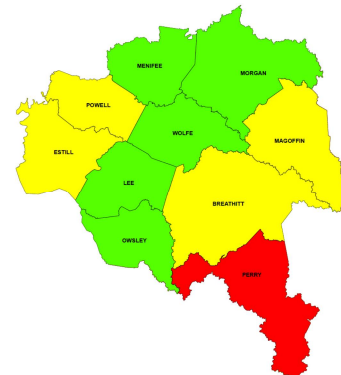
ALL ROADS



NATIONAL HIGHWAY SYSTEM



STATE PRIMARY AND SECONDARY



RURAL SECONDARY



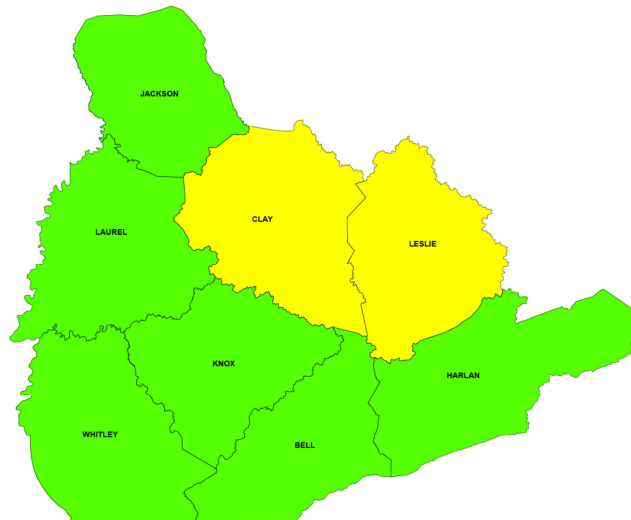
District Ten Maintenance Levels of Service

District Ten Scores

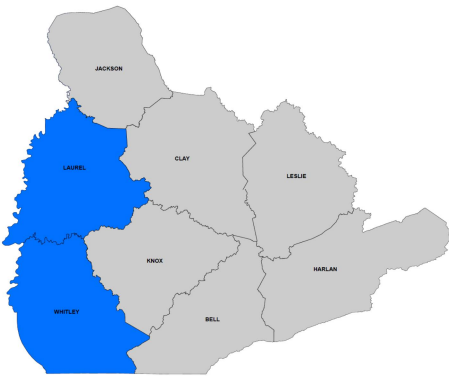
Feature Description	BREATHITT	ESTILL	LEF	MAGOFFIN	MENIFEE	MORGAN	OWSLEY	PERRY	POWELL	WOLFE
Rideability	78.0	75.8	74.4	80.8	82.9	78.3	79.6	76.7	76.3	79.6
Appearance	92.0	96.3	100.0	95.3	98.3	88.8	92.4	79.2	81.7	96.8
Vertical Clearance	58.5	62.5	77.4	65.0	35.3	69.2	72.9	48.5	54.9	67.2
Visual Obstructions	94.6	92.2	98.4	95.5	89.8	93.4	95.3	81.3	95.5	94.5
Fencing	NA	NA	NA	NA	NA	NA	NA	NA	NA	81.6
Guardrail Specifications	50.1	NA	NA	32.8	NA	38.0	NA	32.5	72.7	80.4
Guardrail Damage	87.4	NA	NA	98.3	NA	100.0	NA	82.0	82.9	81.7
Attenuators	82.9	NA	NA	NA	NA	NA	NA	59.9	NA	97.0
Potholes	89.5	81.4	100.0	80.0	91.5	90.8	87.5	68.3	76.4	96.0
Rutting	89.2	45.3	92.6	33.8	50.9	52.3	87.6	75.6	52.1	75.8
Pavement Drop Off	65.8	71.0	78.4	93.6	84.5	84.1	92.6	63.5	82.9	67.7
Shoulder Drop Off	88.5	78.4	75.3	64.6	83.6	84.1	84.7	69.6	85.9	89.1
High Shoulder	95.4	85.5	100.0	96.4	81.0	86.9	100.0	87.2	79.9	100.0
Shoulder Potholes	92.9	77.2	100.0	78.2	91.5	88.3	100.0	80.9	72.7	95.7
Drains	88.9	100.0	NA	NA	NA	NA	86.3	66.5	NA	93.2
Ditches	87.4	95.0	90.0	94.6	78.2	93.1	56.0	46.1	81.0	93.9
Curb and Gutter	NA	NA	NA	NA	NA	NA	NA	NA	NA	NA
White Stripe	73.0	90.4	82.5	87.0	95.3	82.8	NA	70.1	92.7	100.0
Yellow Stripe	49.8	56.6	55.2	67.4	77.8	75.3	65.3	51.2	51.0	60.8
Guide Signs	88.9	94.3	92.0	96.0	NA	100.0	NA	88.2	NA	97.6
Guide Sign Assemblies	69.2	NA	NA	NA	NA	NA	NA	88.3	NA	98.8
Warning and Reg. Signs	100.0	67.8	97.1	100.0	77.9	100.0	100.0	99.4	NA	99.6
Warning and Reg. Sign Assemblies	93.5	NA	84.3	NA	NA	NA	NA	99.4	NA	100.0

Total Score 79.1 76.8 78.0 81.3 75.2 85.3 80.0 72.9 77.8 88.3

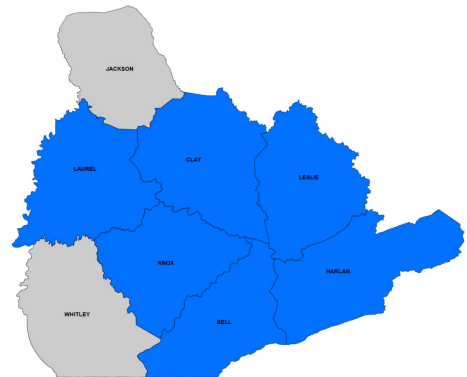
2015 Maintenance Rating Program Report



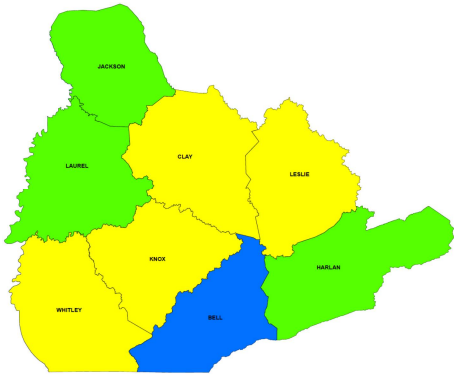
ALL ROADS



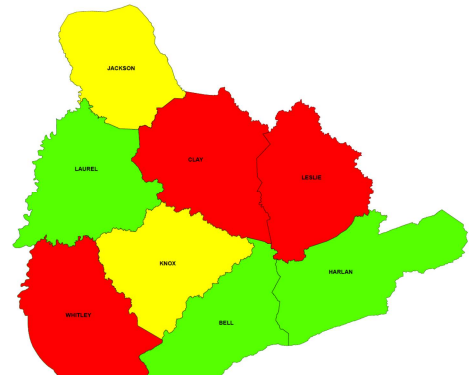
INTERSTATES



NATIONAL HIGHWAY SYSTEM



STATE PRIMARY AND SECONDARY



RURAL SECONDARY



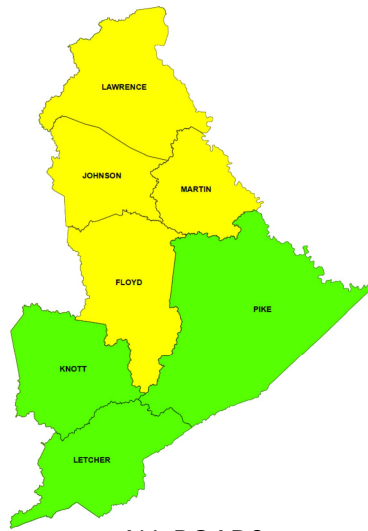
District Eleven Maintenance Levels of Service

District Eleven Scores

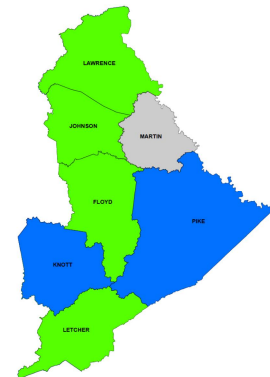
Feature Description	BELL	CLAY	HARLAN	JACKSON	KNOX	LAUREL	LESLIE	WHITLEY
Rideability	81.1	82.6	81.9	82.6	83.7	85.3	79.4	77.5
Appearance	92.1	93.7	78.2	58.3	96.6	93.4	87.8	88.2
Vertical Clearance	93.2	55.0	67.2	77.1	59.8	73.8	42.0	52.4
Visual Obstructions	100.0	88.6	96.6	71.1	76.0	86.5	93.1	71.1
Fencing	NA	82.0	NA	NA	NA	99.2	56.7	97.0
Guardrail Specifications	76.0	66.1	82.1	NA	69.6	59.5	65.3	60.7
Guardrail Damage	80.1	94.6	91.1	NA	81.9	94.1	93.7	96.0
Attenuators	94.1	100.0	100.0	NA	NA	100.0	100.0	100.0
Potholes	40.8	67.9	71.1	83.2	46.4	97.9	89.1	41.3
Rutting	61.7	66.3	64.8	79.4	76.4	78.0	52.2	72.5
Pavement Drop Off	95.9	58.6	94.2	75.3	87.3	80.2	57.1	84.4
Shoulder Drop Off	95.6	53.0	90.1	68.4	69.0	57.5	52.2	57.9
High Shoulder	98.6	47.8	95.1	68.6	79.1	77.8	46.1	83.0
Shoulder Potholes	94.2	35.6	85.7	100.0	19.3	94.6	55.0	41.4
Drains	100.0	65.9	100.0	81.4	94.6	91.4	56.1	99.5
Ditches	100.0	68.7	94.2	87.5	75.5	82.6	57.3	70.2
Curb and Gutter	NA	NA	NA	NA	NA	NA	NA	NA
White Stripe	92.3	NA	77.9	NA	NA	96.8	NA	100.0
Yellow Stripe	82.0	86.9	80.6	83.9	100.0	100.0	84.2	100.0
Guide Signs	100.0	100.0	100.0	90.3	100.0	95.1	NA	99.9
Guide Sign Assemblies	100.0	90.7	100.0	NA	NA	NA	NA	90.1
Warning and Reg. Signs	100.0	89.4	96.2	NA	90.6	89.5	100.0	100.0
Warning and Reg. Sign Assemblies	97.2	87.0	96.6	NA	57.2	NA	100.0	100.0

Total Score 88.9 77.7 87.3 83.7 80.3 86.6 77.9 81.3

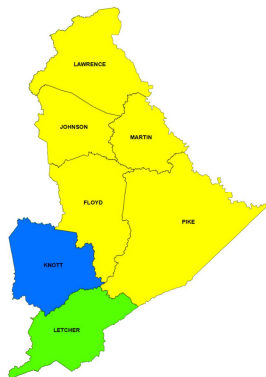
2015 Maintenance Rating Program Report



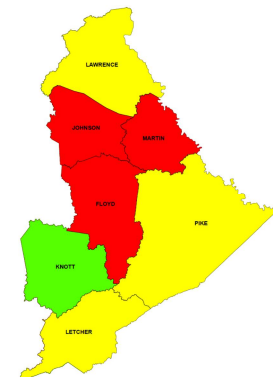
ALL ROADS



NATIONAL HIGHWAY SYSTEM



STATE PRIMARY AND SECONDARY



RURAL SECONDARY



District Twelve Maintenance Levels of Service

District Twelve Scores

Feature Description	FLOYD	JOHNSON	KNOTT	LAWRENCE	LETCHER	MARTIN	PIKE
Rideability	81.8	78.7	82.0	81.0	79.0	81.9	77.7
Appearance	92.2	95.7	100.0	96.1	96.6	91.4	92.8
Vertical Clearance	34.8	21.2	89.7	25.3	76.6	22.6	45.3
Visual Obstructions	100.0	98.0	94.1	99.1	92.8	98.3	83.8
Fencing	NA	NA	NA	NA	NA	NA	NA
Guardrail Specifications	70.2	60.1	64.3	59.5	47.2	62.9	79.9
Guardrail Damage	79.4	58.9	95.2	71.7	89.6	74.0	72.4
Attenuators	76.7	93.7	82.4	67.2	83.1	NA	77.3
Potholes	70.1	40.7	85.3	65.1	73.6	57.2	83.1
Rutting	47.2	92.2	94.7	97.1	98.0	63.8	83.5
Pavement Drop Off	48.9	29.3	98.9	24.4	93.9	33.0	66.6
Shoulder Drop Off	55.4	94.2	78.3	96.4	65.1	55.0	65.3
High Shoulder	93.0	65.9	100.0	70.0	97.4	93.2	85.0
Shoulder Potholes	75.1	76.1	85.3	78.3	91.8	78.3	90.5
Drains	72.6	88.2	67.1	91.2	68.8	60.1	83.1
Ditches	40.2	56.1	83.9	61.5	67.8	46.1	80.7
Curb and Gutter	90.6	NA	100.0	78.1	NA	NA	97.4
White Stripe	78.0	84.2	76.9	85.9	79.0	83.3	83.1
Yellow Stripe	69.3	75.6	81.0	77.7	64.6	70.4	56.3
Guide Signs	96.6	74.2	100.0	92.6	100.0	100.0	95.7
Guide Sign Assemblies	97.5	87.8	NA	70.8	NA	NA	85.5
Warning and Reg. Signs	96.9	89.4	95.2	69.4	100.0	94.5	83.6
Warning and Reg. Sign Assemblies	97.9	88.7	NA	75.4	NA	90.6	83.6

Total Score 77.0 76.5 86.1 76.2 83.8 75.9 80.2

