

2013 MAINTENANCE RATING PROGRAM REPORT

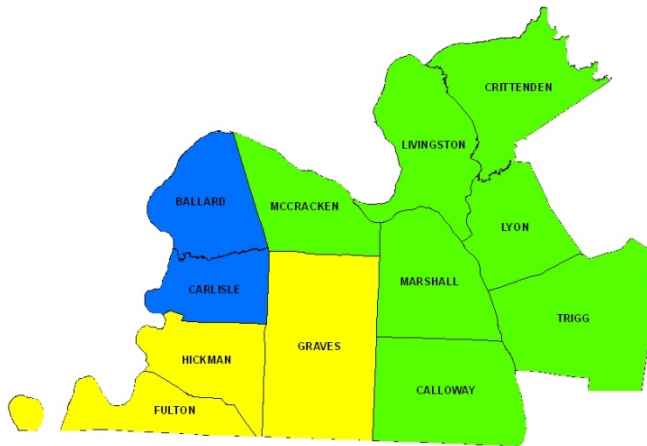
COUNTY SUPPLEMENT

Background

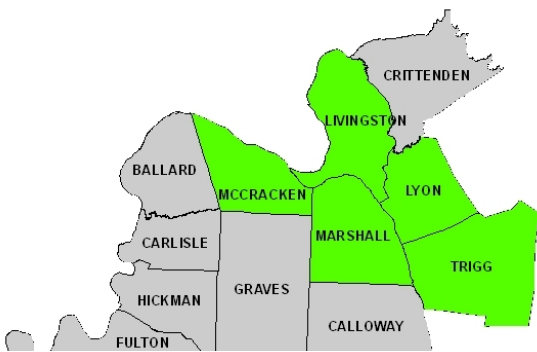
The University of Kentucky, Kentucky Transportation Center (KTC) conducted a telephone survey in 2010 to evaluate public perception of the maintenance activities of KYTC. A supplement in this report included a statistical analysis of the Maintenance Rating Program.

KTC concluded that Maintenance Rating Program data could be combined to produce county level results. Three years of data (2013, 2012, and 2011) were used for this supplement. The confidence levels and intervals are based on the size of the samples. County result confidence levels vary from 80% +/- 10% to 99% +/- 1% based on available road mileage.

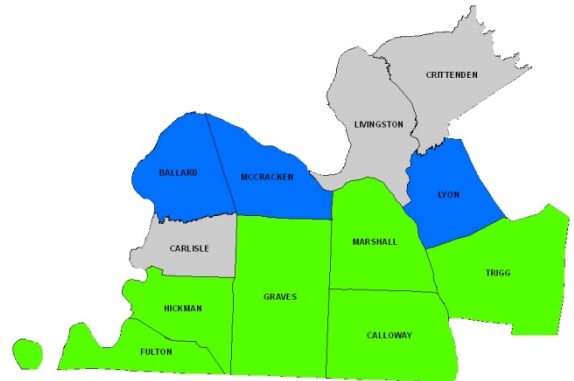
2013 Maintenance Rating Program Report



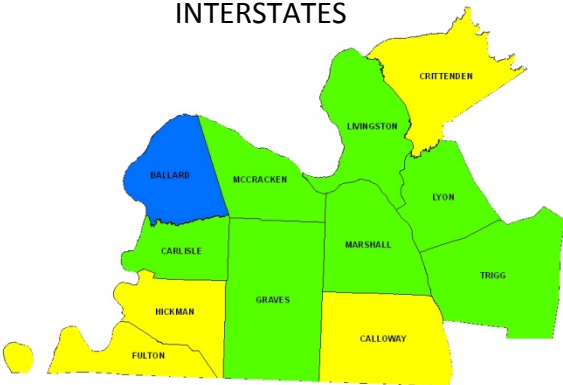
ALL ROADS



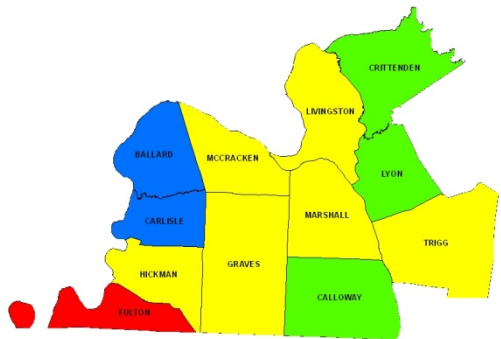
INTERSTATES



NATIONAL HIGHWAY SYSTEM



STATE PRIMARY AND SECONDARY



RURAL SECONDARY



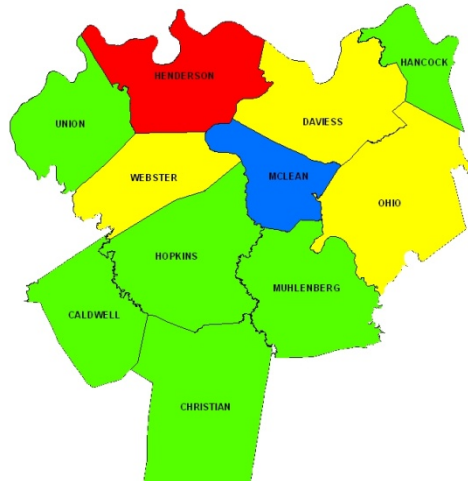
District One Maintenance Levels of Service

District One Scores

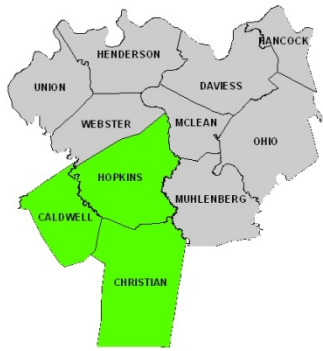
Feature Description	BALLARD	CALLOWAY	CARLISLE	CRITTENDEN	FULTON	GRAVES	HICKMAN	LIVINGSTON	LYON	MARSHALL	MCCRACKEN	TRIGG
Rideability	77.4	72.0	74.5	70.5	74.0	73.3	62.2	74.8	73.6	77.0	73.7	78.2
Appearance	99.8	98.6	100.0	93.8	92.9	96.7	97.7	83.3	91.2	96.8	94.3	97.0
Vertical Clearance	90.2	92.8	96.1	80.7	43.4	53.2	53.0	72.5	63.0	80.3	79.7	88.3
Visual Obstructions	100.0	87.6	96.1	96.6	83.5	88.3	91.6	97.3	96.7	95.1	98.5	88.0
Fencing	N/A	N/A	N/A	N/A	N/A	86.1	N/A	N/A	53.2	76.7	95.1	62.8
Guardrail Specifications	N/A	N/A	N/A	N/A	N/A	94.4	N/A	N/A	57.5	53.2	75.0	N/A
Guardrail Damage	N/A	N/A	N/A	N/A	N/A	100.0	N/A	N/A	94.2	100.0	85.2	N/A
Attenuators	N/A	N/A	N/A	N/A	N/A	N/A	N/A	N/A	N/A	N/A	N/A	N/A
Potholes	99.4	74.9	83.5	100.0	53.6	66.8	79.3	86.4	94.4	98.9	47.7	81.4
Rutting	77.4	77.7	90.1	68.3	50.2	48.3	43.2	84.0	73.9	68.5	67.7	70.3
Pavement Drop Off	94.3	37.5	85.6	62.5	18.6	46.5	37.3	57.0	66.1	45.9	91.4	23.9
Shoulder Drop Off	78.7	27.8	81.7	50.8	60.5	68.9	65.2	57.9	71.6	37.9	79.5	53.3
High Shoulder	99.5	94.5	100.0	100.0	85.7	89.4	92.4	93.5	94.4	99.9	97.0	97.0
Shoulder Potholes	100.0	76.4	100.0	93.8	96.3	85.8	81.0	85.8	91.8	93.7	95.6	99.2
Drains	100.0	93.8	100.0	N/A	91.6	89.2	90.6	N/A	N/A	82.5	88.8	93.3
Ditches	92.0	81.8	100.0	96.2	91.1	89.9	98.3	89.2	100.0	81.8	79.6	80.1
Curb and Gutter	N/A	N/A	N/A	N/A	N/A	N/A	N/A	N/A	N/A	N/A	N/A	N/A
White Stripe	100.0	94.6	N/A	N/A	N/A	100.0	N/A	N/A	100.0	90.4	94.1	81.9
Yellow Stripe	98.0	97.5	100.0	100.0	84.3	93.4	88.2	98.0	100.0	100.0	92.0	95.0
Guide Signs	88.8	100.0	100.0	26.4	N/A	70.0	N/A	76.4	98.2	99.6	94.6	100.0
Guide Sign Assemblies	N/A	100.0	N/A	N/A	N/A	N/A	N/A	N/A	100.0	100.0	N/A	100.0
Warning and Reg. Signs	80.5	100.0	N/A	N/A	78.1	77.2	77.3	77.4	N/A	94.5	94.8	92.8
Warning and Reg. Sign Assemblies	N/A	96.3	N/A	N/A	N/A	N/A	N/A	N/A	N/A	80.1	N/A	83.0

Total Score 92.4 81.7 96.8 85.6 72.8 78.5 75.8 85.3 84.9 83.0 84.1 80.4

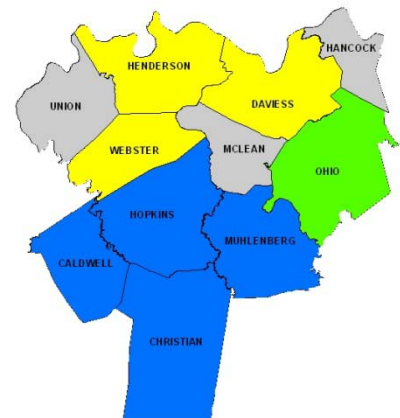
2013 Maintenance Rating Program Report



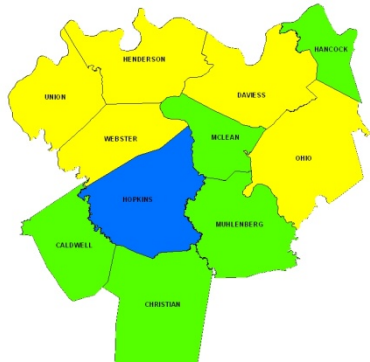
ALL ROADS



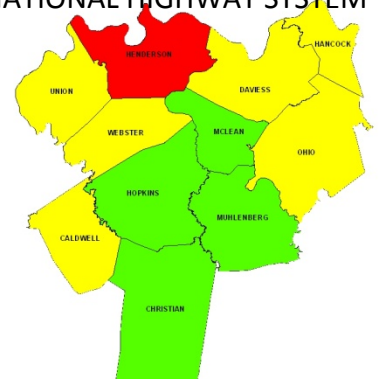
INTERSTATES



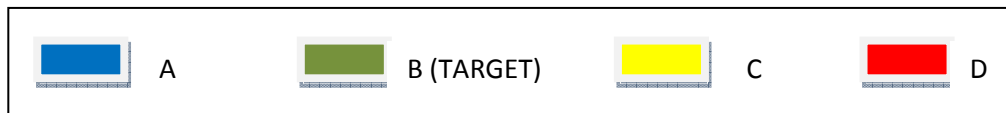
NATIONAL HIGHWAY SYSTEM



STATE PRIMARY AND SECONDARY



RURAL SECONDARY



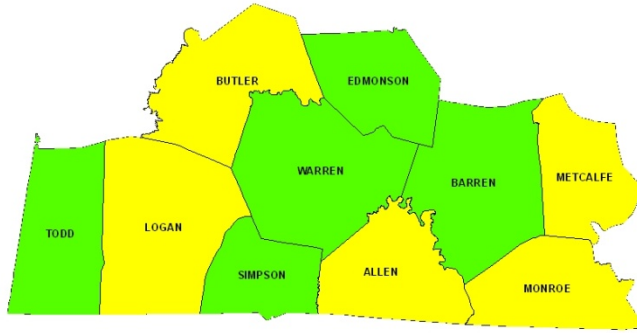
District Two Maintenance Levels of Service

District Two Scores

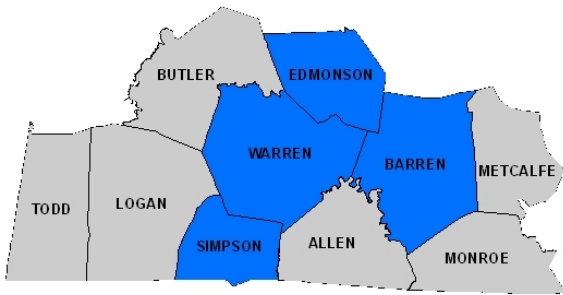
Feature Description	CALDWELL	CHRISTIAN	DAVISS	HANCOCK	HENDERSON	HOPKINS	MCLEAN	MUHLENBERG	OHIO	UNION	WEBSTER
Rideability	75.2	74.7	74.0	72.3	72.8	73.1	71.3	72.8	76.3	76.6	71.5
Appearance	88.2	90.6	77.0	87.5	90.1	94.4	100.0	94.8	86.6	93.6	92.8
Vertical Clearance	86.5	83.8	85.0	93.9	58.8	89.2	100.0	92.0	89.1	55.5	66.5
Visual Obstructions	92.1	93.7	89.2	100.0	89.0	94.8	100.0	93.3	94.4	95.9	90.2
Fencing	99.8	88.0	74.6	N/A	26.9	80.6	N/A	N/A	98.4	N/A	N/A
Guardrail Specifications	N/A	99.9	83.6	N/A	97.5	78.1	N/A	N/A	78.4	N/A	N/A
Guardrail Damage	N/A	84.4	83.6	N/A	97.5	83.0	N/A	N/A	91.2	N/A	N/A
Attenuators	N/A	100.0	N/A	N/A	N/A	N/A	N/A	N/A	85.6	N/A	N/A
Potholes	59.6	70.9	59.2	100.0	36.0	96.6	92.9	67.7	52.5	84.4	56.3
Rutting	87.1	82.3	58.7	53.4	52.0	96.5	94.1	92.6	62.9	71.0	56.4
Pavement Drop Off	89.6	92.4	65.7	60.5	46.2	91.9	88.2	98.7	74.7	49.4	55.6
Shoulder Drop Off	74.0	73.8	75.5	72.3	28.0	90.1	94.0	92.6	77.5	27.0	31.0
High Shoulder	92.1	86.4	91.2	90.5	71.1	90.7	94.1	97.2	91.3	77.8	90.2
Shoulder Potholes	69.3	86.4	87.5	83.9	86.1	89.8	77.7	73.4	66.1	94.6	84.6
Drains	79.6	64.8	83.8	N/A	56.8	73.8	N/A	70.5	60.2	N/A	N/A
Ditches	69.5	69.2	30.3	47.4	64.3	71.2	78.9	77.9	36.6	80.6	72.2
Curb and Gutter	N/A	N/A	N/A	N/A	N/A	N/A	N/A	N/A	N/A	N/A	N/A
White Stripe	N/A	100.0	92.8	N/A	94.9	100.0	N/A	86.9	100.0	N/A	N/A
Yellow Stripe	100.0	100.0	93.5	84.0	96.5	96.3	N/A	82.8	82.9	94.8	100.0
Guide Signs	95.1	98.3	79.9	N/A	88.7	100.0	N/A	100.0	77.3	N/A	89.8
Guide Sign Assemblies	76.9	82.5	87.2	N/A	N/A	N/A	N/A	100.0	N/A	N/A	N/A
Warning and Reg. Signs	85.1	96.7	74.7	N/A	86.0	94.2	N/A	74.3	91.3	88.2	87.8
Warning and Reg. Sign Assemblies	68.4	77.7	100.0	100.0	N/A	87.8	N/A	100.0	100.0	N/A	N/A

Total Score **81.0** **83.3** **76.1** **87.7** **68.1** **88.3** **96.2** **86.1** **77.0** **82.4** **74.7**

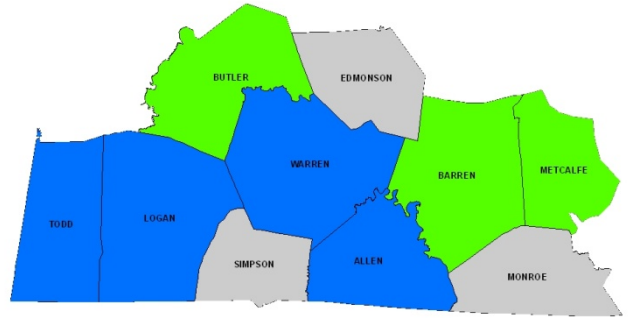
2013 Maintenance Rating Program Report



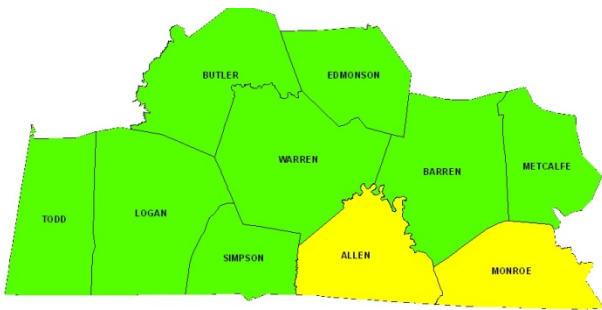
ALL ROADS



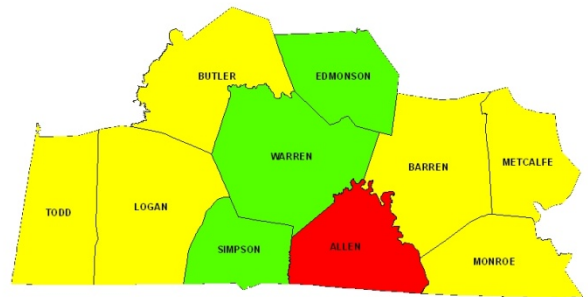
INTERSTATES



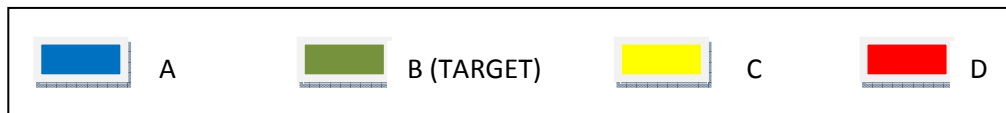
NATIONAL HIGHWAY SYSTEM



STATE PRIMARY AND SECONDARY



RURAL SECONDARY



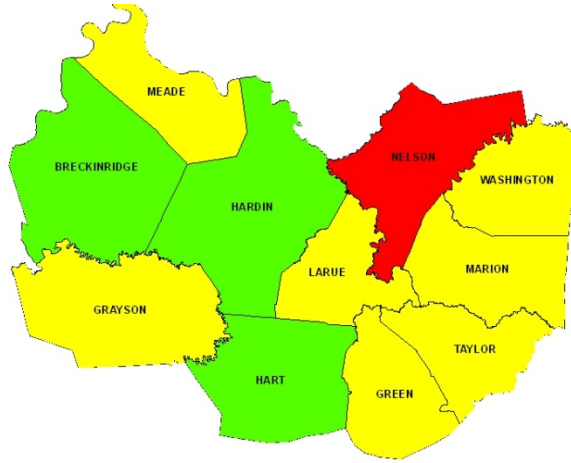
District Three Maintenance Levels of Service

District Three Scores

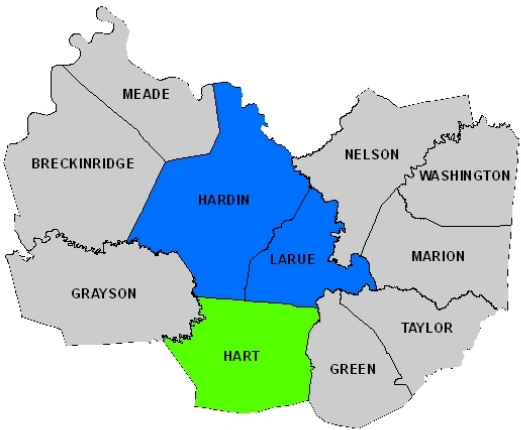
Feature Description	ALLEN	BARREN	BUTLER	EDMONSON	LOGAN	METCALFE	MONROE	SIMPSON	TODD	WARREN
Rideability	76.8	79.5	75.3	78.6	75.1	77.0	77.5	79.4	78.5	80.6
Appearance	77.5	84.6	94.8	97.4	91.4	91.1	80.9	95.5	97.8	89.1
Vertical Clearance	59.2	68.4	60.9	77.6	81.6	61.2	53.8	93.1	74.5	68.5
Visual Obstructions	61.6	77.3	62.7	86.1	88.4	80.1	78.9	97.6	83.4	79.1
Fencing	N/A	82.2	N/A	N/A	100.0	N/A	N/A	100.0	N/A	94.8
Guardrail Specifications	N/A	100.0	N/A	N/A	N/A	N/A	N/A	N/A	N/A	55.1
Guardrail Damage	N/A	96.9	N/A	N/A	N/A	N/A	N/A	N/A	N/A	84.5
Attenuators	N/A	100.0	N/A	N/A	N/A	N/A	N/A	N/A	N/A	72.9
Potholes	90.1	93.1	93.4	100.0	96.9	85.8	81.0	82.0	91.7	88.1
Rutting	85.8	91.7	84.3	98.2	87.4	92.6	79.5	90.6	88.1	89.6
Pavement Drop Off	75.4	74.0	86.5	80.9	78.5	79.7	85.8	88.6	86.0	84.6
Shoulder Drop Off	52.3	58.3	65.9	69.4	66.4	53.6	40.9	54.0	49.2	54.9
High Shoulder	94.0	74.0	83.2	88.7	74.6	78.9	78.9	74.2	75.6	82.1
Shoulder Potholes	67.9	63.5	70.0	78.1	69.5	71.3	50.6	71.0	64.1	83.2
Drains	55.0	79.6	62.7	72.2	55.7	65.6	59.6	72.0	74.1	81.7
Ditches	71.7	57.0	77.4	67.1	63.7	57.7	45.0	80.5	68.5	59.6
Curb and Gutter	N/A	N/A	N/A	N/A	N/A	N/A	N/A	N/A	N/A	N/A
White Stripe	70.8	100.0	92.9	N/A	98.3	N/A	N/A	N/A	100.0	97.8
Yellow Stripe	88.6	97.9	100.0	94.7	96.8	91.7	74.7	100.0	97.4	99.1
Guide Signs	96.0	48.7	93.9	90.8	67.9	N/A	N/A	100.0	N/A	90.0
Guide Sign Assemblies	N/A	73.2	N/A	N/A	80.0	N/A	N/A	83.5	N/A	92.5
Warning and Reg. Signs	26.3	95.5	53.2	75.8	59.5	32.7	61.4	100.0	60.9	79.6
Warning and Reg. Sign Assemblies	58.0	100.0	68.3	89.1	90.9	N/A	68.1	100.0	84.7	86.9

Total Score 74.8 80.0 79.3 88.9 79.8 77.6 76.2 89.7 81.8 82.1

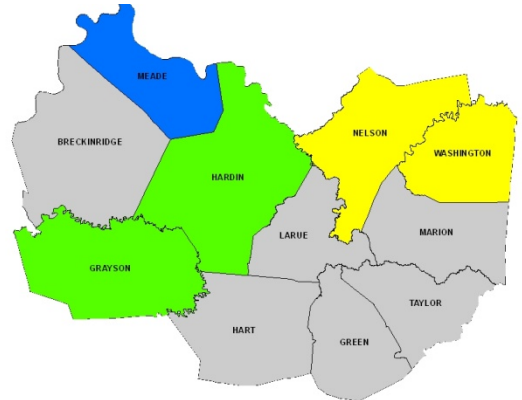
2013 Maintenance Rating Program Report



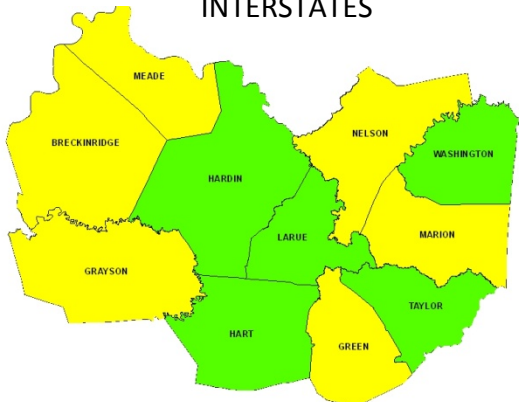
ALL ROADS



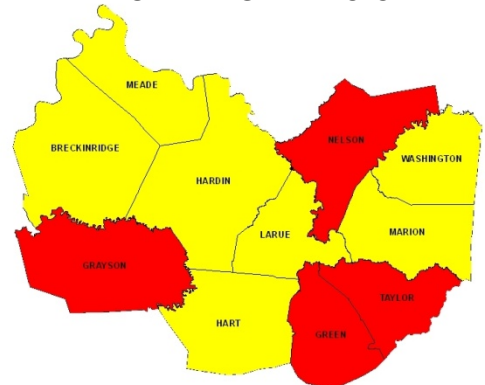
INTERSTATES



NATIONAL HIGHWAY SYSTEM



STATE PRIMARY AND SECONDARY



RURAL SECONDARY



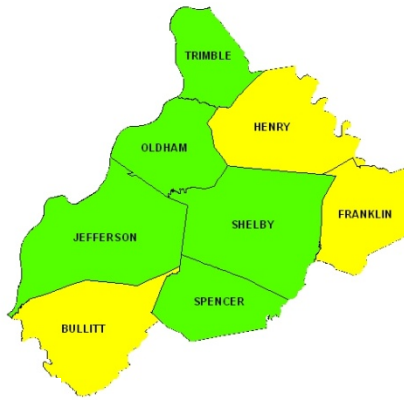
District Four Maintenance Levels of Service

District Four Scores

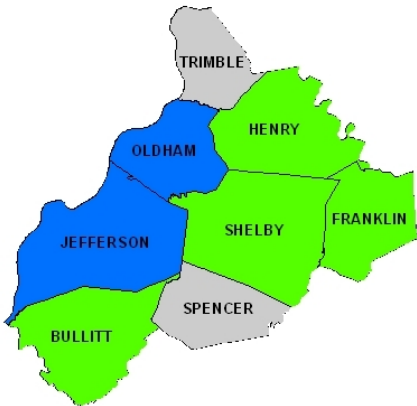
Feature Description	BRECKINRIDGE	GRAYSON	GREEN	HARDIN	HART	LARUE	MARION	MEADE	NELSON	TAYLOR	WASHINGTON
Rideability	73.5	74.0	77.1	77.4	76.4	78.4	73.8	75.9	76.5	77.5	70.5
Appearance	76.7	88.5	83.0	74.6	76.5	84.5	79.1	85.4	61.6	81.2	86.4
Vertical Clearance	88.3	68.6	41.4	79.3	51.5	60.2	54.9	70.8	53.7	67.4	79.5
Visual Obstructions	95.1	92.7	90.8	96.1	95.6	97.9	95.2	93.5	91.6	80.3	94.2
Fencing	N/A	96.3	N/A	45.9	20.9	N/A	N/A	N/A	95.1	N/A	N/A
Guardrail Specifications	N/A	43.0	N/A	95.2	75.8	N/A	N/A	N/A	82.6	N/A	N/A
Guardrail Damage	N/A	92.1	N/A	72.5	96.4	N/A	N/A	N/A	90.5	N/A	N/A
Attenuators	N/A	N/A	N/A	91.6	N/A	N/A	N/A	N/A	100.0	N/A	N/A
Potholes	81.6	73.6	69.5	73.6	96.4	68.9	89.7	85.2	61.7	77.1	40.2
Rutting	93.3	78.0	41.7	82.8	78.1	57.8	22.7	86.9	35.4	62.4	70.3
Pavement Drop Off	68.7	67.7	36.5	69.2	62.0	50.9	40.5	56.3	38.9	55.3	63.6
Shoulder Drop Off	55.8	36.3	26.6	70.2	71.0	51.4	32.3	46.1	39.9	46.1	48.2
High Shoulder	62.0	63.2	100.0	84.7	84.7	93.2	97.6	70.5	95.6	89.9	97.6
Shoulder Potholes	100.0	73.6	61.2	81.3	81.2	55.0	39.0	75.7	32.4	65.6	72.8
Drains	65.4	68.0	N/A	82.4	70.3	83.5	90.7	63.6	58.8	N/A	98.1
Ditches	60.0	60.6	35.1	88.6	94.4	87.0	68.6	60.3	85.8	63.5	89.3
Curb and Gutter	N/A	N/A	N/A	N/A	N/A	N/A	N/A	N/A	N/A	N/A	N/A
White Stripe	N/A	99.5	N/A	90.0	91.2	100.0	N/A	95.0	94.0	N/A	N/A
Yellow Stripe	98.1	95.8	100.0	91.2	98.1	100.0	97.3	94.2	98.1	100.0	92.1
Guide Signs	N/A	42.8	N/A	97.3	95.6	89.4	N/A	83.3	84.2	92.7	N/A
Guide Sign Assemblies	N/A	N/A	N/A	100.0	92.9	N/A	N/A	N/A	78.0	N/A	N/A
Warning and Reg. Signs	73.0	20.3	N/A	92.4	87.2	N/A	N/A	48.5	N/A	N/A	N/A
Warning and Reg. Sign Assemblies	N/A	N/A	N/A	100.0	N/A	N/A	N/A	N/A	N/A	N/A	N/A

Total Score **81.7** **73.3** **71.8** **82.8** **84.5** **78.8** **74.1** **76.5** **69.9** **79.0** **76.9**

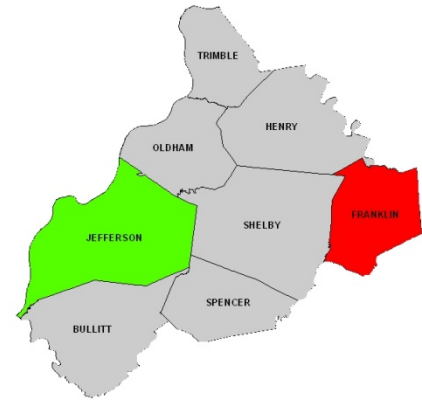
2013 Maintenance Rating Program Report



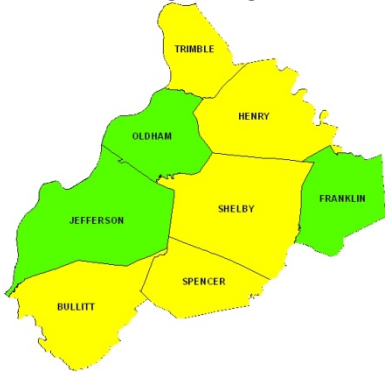
ALL ROADS



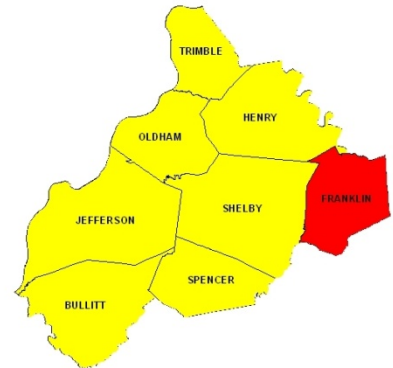
INTERSTATES



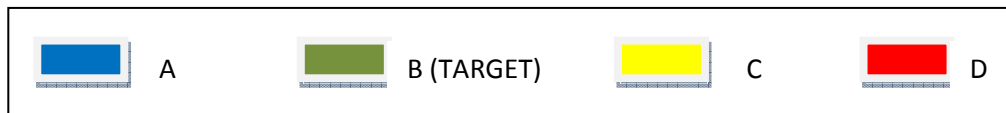
NATIONAL HIGHWAY SYSTEM



STATE PRIMARY AND SECONDARY



RURAL SECONDARY



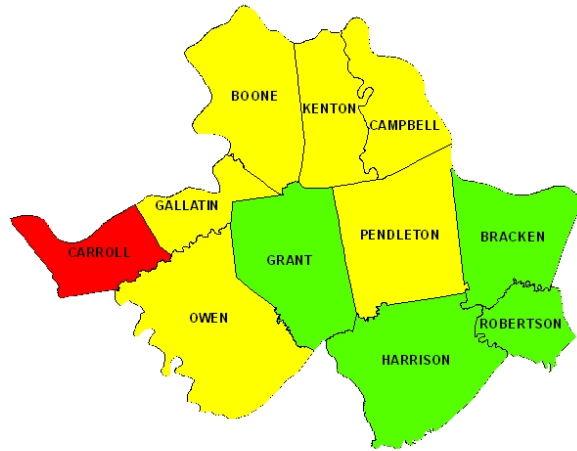
District Five Maintenance Levels of Service

District Five Scores

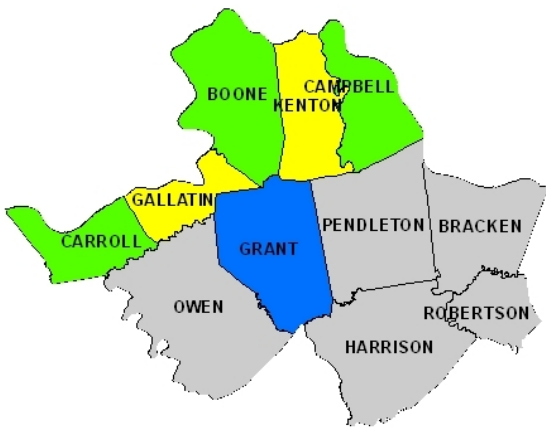
Feature Description	BULLITT	FRANKLIN	HENRY	JEFFERSON	OLDHAM	SHELBY	SPENCER	TRIMBLE
Rideability	67.3	72.5	69.6	63.4	73.7	72.3	72.6	74.0
Appearance	97.5	85.2	93.7	98.9	97.0	96.4	98.3	94.0
Vertical Clearance	80.2	63.8	85.7	88.6	69.9	89.2	78.0	90.9
Visual Obstructions	86.5	57.7	93.2	92.7	78.9	87.7	71.2	100.0
Fencing	N/A	N/A	88.8	82.0	N/A	N/A	N/A	N/A
Guardrail Specifications	N/A	94.1	89.9	84.1	N/A	N/A	95.7	N/A
Guardrail Damage	N/A	69.4	87.2	92.8	N/A	N/A	79.7	N/A
Attenuators	N/A	100.0	N/A	93.8	N/A	N/A	N/A	N/A
Potholes	62.0	63.2	72.3	56.4	84.0	76.7	90.1	96.2
Rutting	77.4	76.5	79.3	82.6	65.4	67.6	76.3	93.9
Pavement Drop Off	71.8	81.8	96.5	90.1	81.6	60.9	67.3	86.3
Shoulder Drop Off	46.2	68.1	66.8	69.3	64.3	51.8	75.7	60.6
High Shoulder	96.4	69.7	95.9	88.4	95.1	75.6	59.9	93.9
Shoulder Potholes	7.6	72.6	94.7	44.4	78.4	80.3	85.9	77.3
Drains	74.3	61.9	75.1	90.6	82.5	90.7	85.9	80.6
Ditches	82.1	84.3	71.7	84.3	85.9	85.7	92.3	63.7
Curb and Gutter	N/A	N/A	N/A	87.9	N/A	N/A	N/A	N/A
White Stripe	94.5	98.4	98.7	93.4	91.3	98.4	100.0	N/A
Yellow Stripe	94.3	98.5	98.2	91.7	80.5	100.0	97.7	100.0
Guide Signs	94.6	73.3	28.6	92.0	79.1	74.6	59.8	N/A
Guide Sign Assemblies	92.6	54.1	3.0	85.6	85.2	95.8	76.7	N/A
Warning and Reg. Signs	86.2	68.8	37.5	93.6	83.3	78.5	66.7	8.3
Warning and Reg. Sign Assemblies	88.6	55.0	44.5	81.1	84.6	76.5	26.2	13.9

Total Score 79.1 74.3 78.7 82.3 83.3 81.5 85.2 84.1

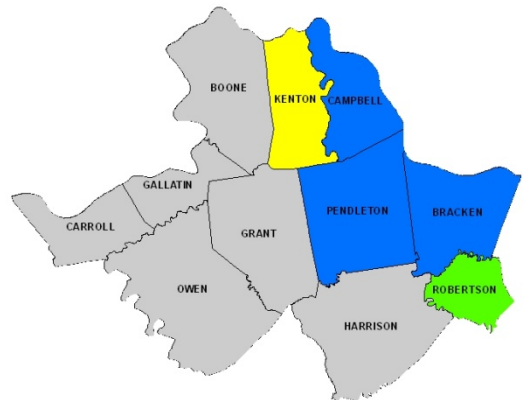
2013 Maintenance Rating Program Report



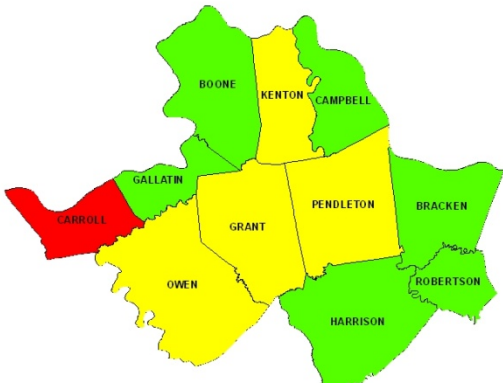
ALL ROADS



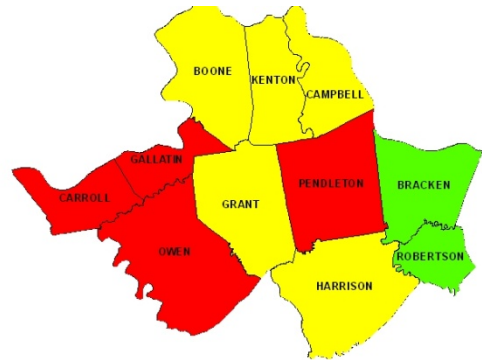
INTERSTATES



NATIONAL HIGHWAY SYSTEM



STATE PRIMARY AND SECONDARY



RURAL SECONDARY



District Six Maintenance Levels of Service

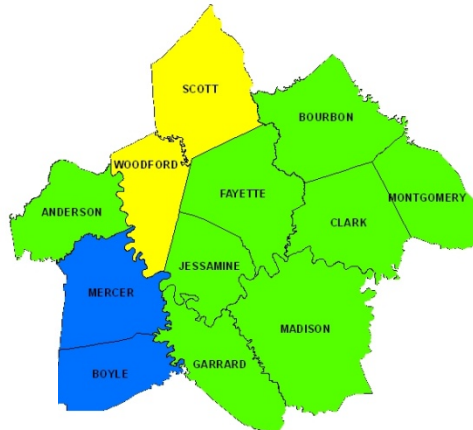
District Six Scores

Feature Description	BOONE	BRACKEN	CAMPBELL	CARROLL	GALLATIN	GRANT	HARRISON	KENTON	OWEN	PENDLETON	ROBERTSON
Rideability	67.0	67.9	66.3	70.5	67.1	68.8	71.3	65.2	68.0	67.2	73.2
Appearance	89.3	92.1	97.4	97.0	96.6	81.8	84.1	97.8	88.8	93.0	75.3
Vertical Clearance	79.3	63.3	57.2	69.2	90.6	67.5	73.9	33.8	94.4	62.6	83.4
Visual Obstructions	61.0	57.3	92.7	83.1	96.4	88.7	85.4	94.5	90.2	49.5	79.9
Fencing	97.7	60.7	N/A	N/A	N/A	93.0	N/A	N/A	N/A	N/A	N/A
Guardrail Specifications	75.4	70.2	76.0	N/A	84.5	N/A	N/A	93.7	N/A	N/A	N/A
Guardrail Damage	88.3	100.0	85.9	N/A	79.5	N/A	N/A	91.4	N/A	N/A	N/A
Attenuators	N/A	66.4	97.6	N/A	N/A	N/A	N/A	N/A	N/A	N/A	N/A
Potholes	61.0	100.0	72.3	73.9	77.1	68.0	78.5	69.2	61.4	63.4	100.0
Rutting	73.6	90.8	57.0	71.0	69.9	96.6	93.9	48.4	59.3	70.4	85.4
Pavement Drop Off	83.7	73.8	90.1	41.8	54.0	86.8	92.3	70.4	53.3	65.0	50.9
Shoulder Drop Off	63.2	80.8	69.9	61.3	72.7	61.5	83.7	72.1	62.1	69.7	88.3
High Shoulder	85.8	96.5	89.2	100.0	98.2	93.4	88.9	82.0	84.2	90.0	100.0
Shoulder Potholes	81.8	100.0	77.1	39.1	70.1	50.8	78.5	91.4	58.8	92.5	100.0
Drains	91.6	85.6	93.4	49.4	67.5	75.3	69.2	76.1	68.7	78.9	N/A
Ditches	91.3	84.0	75.8	52.0	91.5	61.5	62.1	82.5	83.9	84.2	100.0
Curb and Gutter	N/A	N/A	87.4	N/A	N/A	N/A	N/A	N/A	N/A	N/A	N/A
White Stripe	N/A	N/A	N/A	N/A	N/A	N/A	N/A	N/A	N/A	N/A	N/A
Yellow Stripe	N/A	N/A	N/A	N/A	N/A	N/A	N/A	N/A	100.0	96.4	N/A
Guide Signs	92.6	88.4	84.9	N/A	N/A	100.0	93.8	99.2	100.0	N/A	N/A
Guide Sign Assemblies	100.0	87.6	100.0	N/A	N/A	85.7	89.3	89.2	N/A	N/A	N/A
Warning and Reg. Signs	85.5	98.2	87.5	21.2	41.9	95.8	87.9	91.3	42.6	70.5	100.0
Warning and Reg. Sign Assemblies	N/A	86.4	93.8	N/A	100.0	84.3	78.7	95.7	N/A	74.0	94.2

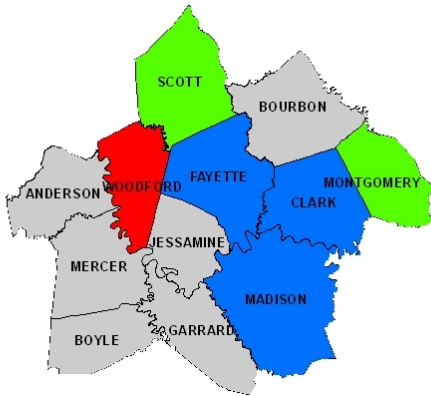
Total Score

80.0 86.6 79.9 67.9 79.3 80.3 87.6 77.7 78.0 76.0 88.7

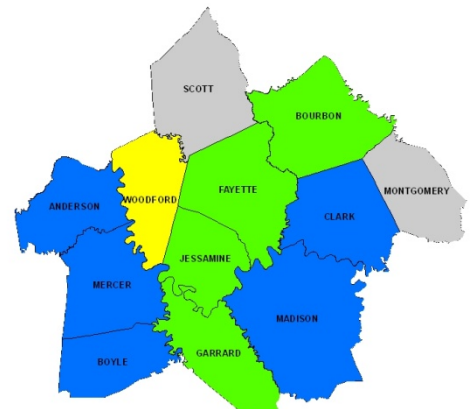
2013 Maintenance Rating Program Report



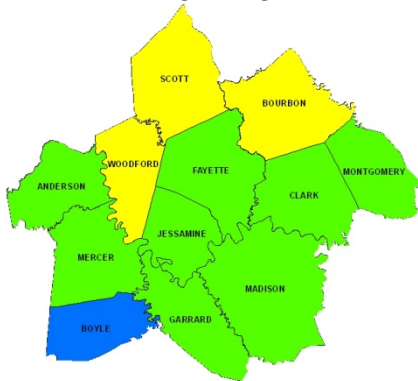
ALL ROADS



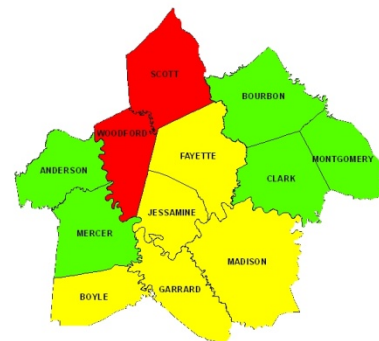
INTERSTATES



NATIONAL HIGHWAY SYSTEM



STATE PRIMARY AND SECONDARY



RURAL SECONDARY



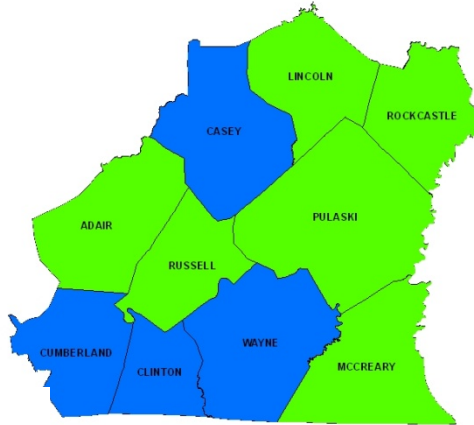
District Seven Maintenance Levels of Service

District Seven Scores

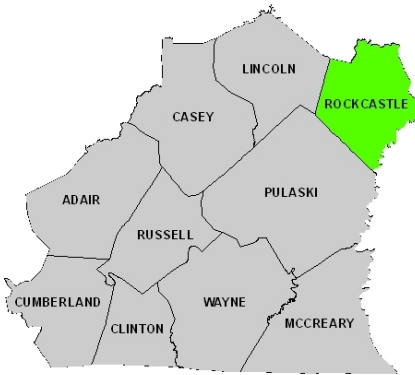
Feature Description	ANDERSON	BOURBON	BOYLE	CLARK	FAYETTE	GARRARD	JESSAMINE	MADISON	MERCER	MONTGOMERY	SCOTT	WOODFORD
Rideability	69.0	72.7	75.1	76.6	73.6	76.0	72.9	71.9	72.3	75.8	69.0	70.4
Appearance	93.3	100.0	77.7	100.0	93.1	100.0	78.5	91.5	67.6	100.0	84.7	85.2
Vertical Clearance	69.5	79.3	85.2	78.7	66.2	92.3	44.8	90.2	86.6	87.2	56.0	46.4
Visual Obstructions	66.2	96.1	80.8	97.2	96.5	73.9	80.3	78.3	80.6	96.1	84.2	75.0
Fencing	N/A	100.0	N/A	90.8	100.0	N/A	N/A	94.0	N/A	97.7	93.2	N/A
Guardrail Specifications	89.7	N/A	N/A	88.0	68.4	N/A	N/A	75.8	N/A	N/A	63.9	N/A
Guardrail Damage	81.7	N/A	N/A	84.1	85.1	N/A	N/A	66.6	N/A	N/A	86.1	N/A
Attenuators	78.5	N/A	N/A	78.3	64.1	N/A	N/A	N/A	N/A	N/A	87.1	N/A
Potholes	100.0	92.9	95.4	95.7	68.6	88.5	90.6	74.3	96.3	74.6	62.8	73.2
Rutting	81.1	86.0	80.8	88.0	72.8	82.3	67.4	74.6	72.5	82.6	72.1	78.6
Pavement Drop Off	100.0	69.2	100.0	89.3	96.3	94.6	86.0	94.4	100.0	85.5	64.9	85.2
Shoulder Drop Off	68.9	56.1	75.9	61.0	84.3	76.9	67.3	81.9	77.6	53.2	51.5	37.0
High Shoulder	96.1	81.7	91.3	84.4	92.6	70.3	82.7	71.5	98.1	81.1	87.1	71.4
Shoulder Potholes	98.9	88.2	100.0	93.9	90.2	90.3	100.0	85.1	98.9	95.4	76.1	82.1
Drains	96.1	66.5	N/A	92.2	74.1	82.7	N/A	75.9	100.0	88.6	73.4	N/A
Ditches	97.9	86.9	97.9	91.9	69.8	95.4	56.7	92.8	100.0	79.1	81.7	62.5
Curb and Gutter	N/A	N/A	N/A	N/A	92.3	N/A	N/A	N/A	N/A	N/A	N/A	N/A
White Stripe	N/A	N/A	N/A	N/A	91.7	N/A	N/A	N/A	N/A	N/A	N/A	N/A
Yellow Stripe	N/A	N/A	N/A	95.4	100.0	N/A	N/A	N/A	84.9	N/A	N/A	N/A
Guide Signs	83.2	68.4	100.0	74.1	91.5	N/A	N/A	72.2	N/A	78.8	66.6	N/A
Guide Sign Assemblies	100.0	N/A	100.0	N/A	91.1	N/A	N/A	77.8	N/A	N/A	81.8	N/A
Warning and Reg. Signs	100.0	43.0	94.4	75.0	67.1	N/A	81.9	91.6	93.9	69.8	50.1	N/A
Warning and Reg. Sign Assemblies	100.0	N/A	89.6	N/A	58.4	N/A	92.6	N/A	100.0	N/A	42.2	N/A

Total Score 90.0 82.0 90.5 86.0 82.0 82.0 87.9 80.7 80.8 90.1 88.8 77.1 74.6

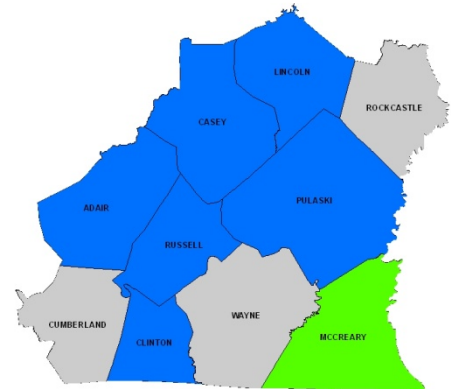
2013 Maintenance Rating Program Report



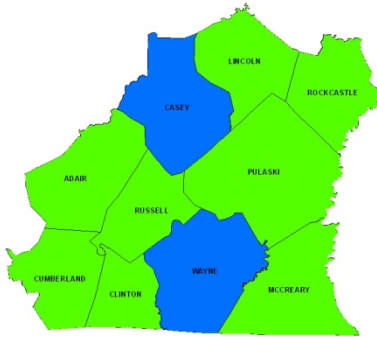
ALL ROADS



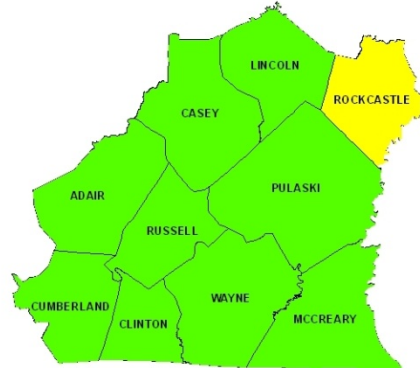
INTERSTATES



NATIONAL HIGHWAY SYSTEM



STATE PRIMARY AND SECONDARY



RURAL SECONDARY



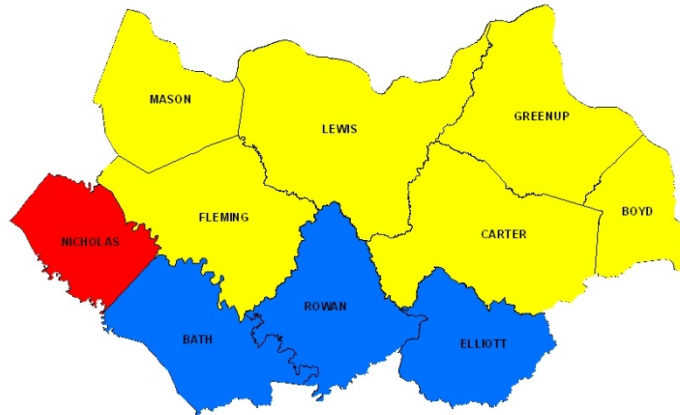
District Eight Maintenance Levels of Service

District Eight Scores

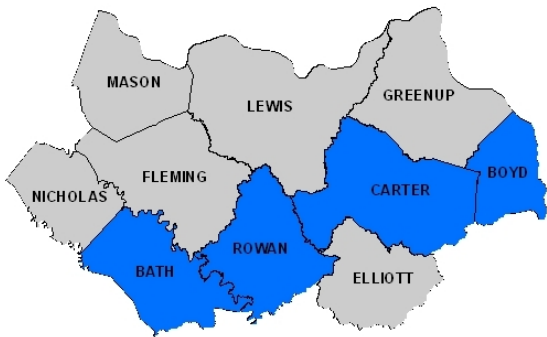
Feature Description	ADAIR	CASEY	CLINTON	CUMBERLAND	LINCOLN	MCCREARY	PULASKI	ROCKCASTLE	RUSSELL	WAYNE
Rideability	79.8	78.3	76.2	72.8	78.6	73.0	78.4	65.5	72.2	75.9
Appearance	83.6	88.9	97.1	79.0	79.6	95.7	100.0	83.6	100.0	95.6
Vertical Clearance	91.2	82.4	81.5	97.4	75.5	77.0	76.2	50.5	87.2	86.0
Visual Obstructions	100.0	90.3	89.7	93.5	93.1	87.5	66.0	79.7	94.6	94.2
Fencing	90.8	N/A	N/A	N/A	N/A	N/A	89.9	53.8	92.0	N/A
Guardrail Specifications	87.3	77.7	N/A	N/A	87.4	68.9	83.0	88.4	85.4	N/A
Guardrail Damage	84.6	97.2	N/A	N/A	75.9	96.8	73.1	88.4	96.4	N/A
Attenuators	N/A	100.0	N/A	N/A	100.0	100.0	91.3	99.1	N/A	N/A
Potholes	96.8	98.5	93.2	100.0	90.7	100.0	94.2	70.6	88.4	93.2
Rutting	99.2	91.4	73.0	88.0	91.0	91.1	96.8	81.2	99.8	92.6
Pavement Drop Off	94.6	94.6	99.5	97.4	99.1	99.6	92.6	81.1	100.0	98.5
Shoulder Drop Off	94.8	79.3	85.8	96.1	88.0	54.8	66.2	88.4	93.2	72.4
High Shoulder	97.9	95.7	99.5	100.0	96.6	95.5	81.9	85.6	98.5	98.6
Shoulder Potholes	100.0	89.3	92.7	100.0	86.7	87.7	94.9	48.9	88.3	96.2
Drains	93.4	87.2	98.7	80.2	90.7	72.7	84.7	95.0	100.0	88.0
Ditches	47.4	91.3	92.1	40.2	82.5	76.4	65.7	80.6	64.3	85.6
Curb and Gutter	N/A	N/A	N/A	N/A	N/A	N/A	N/A	N/A	N/A	N/A
White Stripe	80.2	94.4	84.3	100.0	94.5	77.5	98.1	N/A	91.4	N/A
Yellow Stripe	87.9	97.1	96.5	97.7	92.4	78.4	100.0	88.4	97.4	97.8
Guide Signs	84.0	92.0	100.0	90.9	88.8	86.0	94.1	100.0	87.9	91.9
Guide Sign Assemblies	85.3	100.0	100.0	81.8	83.1	100.0	100.0	100.0	97.0	N/A
Warning and Reg. Signs	68.1	93.8	93.1	65.8	100.0	95.6	96.9	95.2	81.9	91.4
Warning and Reg. Sign Assemblies	95.4	100.0	98.3	94.7	100.0	100.0	100.0	100.0	73.7	96.2

Total Score **88.1** **90.6** **90.3** **93.3** **88.9** **86.5** **87.5** **85.0** **89.1** **97.6**

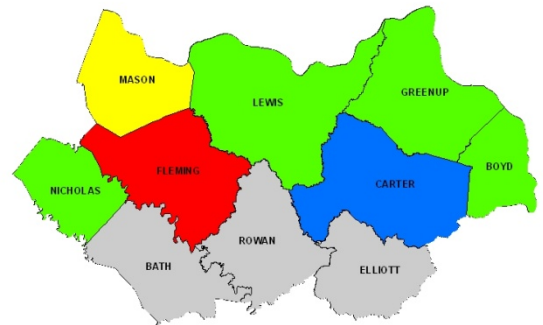
2013 Maintenance Rating Program Report



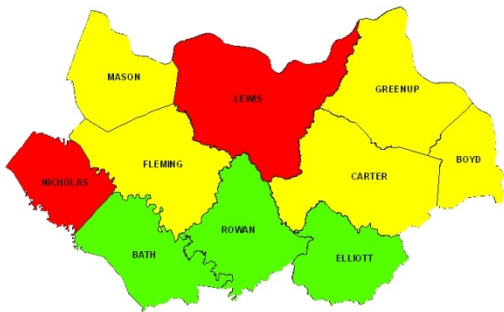
ALL ROADS



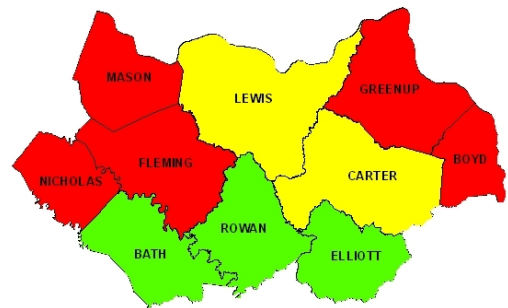
INTERSTATES



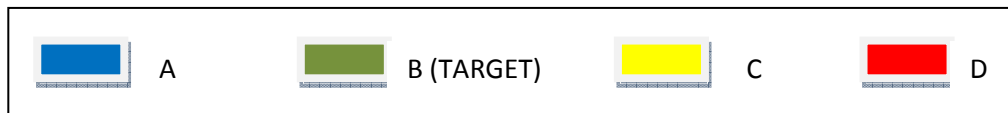
NATIONAL HIGHWAY SYSTEM



STATE PRIMARY AND SECONDARY



RURAL SECONDARY



District Nine Maintenance Levels of Service

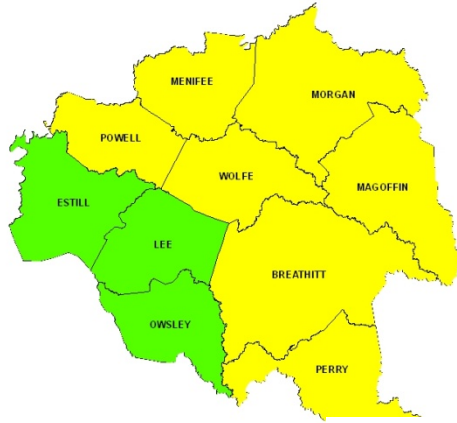
District Nine Scores

Feature Description	BATH	BOYD	CARTER	ELLIOTT	FLEMING	GREENUP	LEWIS	MASON	NICHOLAS	ROWAN
Rideability	75.9	73.5	76.6	73.3	74.6	74.2	74.2	69.1	73.4	77.0
Appearance	100.0	93.9	96.8	100.0	74.5	93.8	93.8	91.9	76.0	100.0
Vertical Clearance	96.7	53.5	59.8	95.0	63.5	66.2	66.2	44.7	45.2	98.8
Visual Obstructions	98.7	87.5	78.1	100.0	90.9	87.8	87.8	84.7	80.9	100.0
Fencing	88.9	N/A	99.3	N/A	N/A	89.4	89.4	N/A	N/A	100.0
Guardrail Specifications	89.7	N/A	81.6	N/A	N/A	74.6	74.6	32.0	N/A	96.3
Guardrail Damage	94.0	N/A	79.9	N/A	N/A	76.1	76.1	90.3	N/A	77.9
Attenuators	68.1	N/A	88.3	N/A	N/A	74.0	74.0	65.4	N/A	79.9
Potholes	95.7	51.8	81.3	100.0	44.1	78.8	78.8	82.6	83.2	96.7
Rutting	90.0	100.0	97.9	86.9	87.2	88.0	88.0	86.0	85.7	86.3
Pavement Drop Off	62.8	68.5	57.2	78.4	56.1	49.9	49.9	46.0	33.4	79.1
Shoulder Drop Off	79.8	58.4	82.3	88.7	78.4	70.4	70.4	84.2	70.5	90.3
High Shoulder	98.0	72.4	67.9	98.0	52.9	73.7	73.7	27.1	48.2	100.0
Shoulder Potholes	95.7	69.6	84.0	84.4	86.4	59.1	59.1	81.5	89.4	93.6
Drains	86.4	78.9	53.8	86.5	88.5	73.9	73.9	78.5	80.4	85.5
Ditches	94.5	72.5	62.5	82.0	54.8	65.1	65.1	44.4	39.7	86.3
Curb and Gutter	N/A	78.3	N/A	N/A	N/A	N/A	N/A	N/A	N/A	N/A
White Stripe	100.0	76.1	75.8	N/A	N/A	78.9	78.9	95.4	100.0	88.9
Yellow Stripe	92.4	70.7	65.9	65.3	71.4	60.6	60.6	72.1	75.7	69.0
Guide Signs	100.0	95.5	100.0	N/A	55.9	75.5	75.5	42.4	75.0	100.0
Guide Sign Assemblies	100.0	N/A	90.1	N/A	N/A	N/A	N/A	57.9	84.0	73.1
Warning and Reg. Signs	100.0	18.7	97.4	N/A	67.8	24.8	24.8	68.3	47.7	100.0
Warning and Reg. Sign Assemblies	100.0	N/A	100.0	N/A	72.0	N/A	N/A	76.1	73.5	100.0

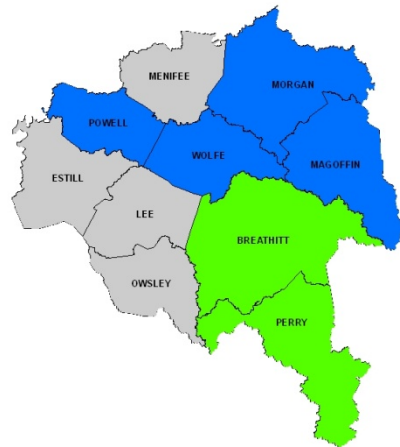
Total Score

95.4 71.5 78.0 95.5 72.5 75.1 73.5 72.0 69.9 94.7

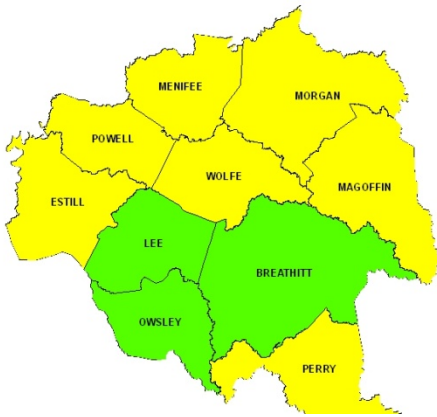
2013 Maintenance Rating Program Report



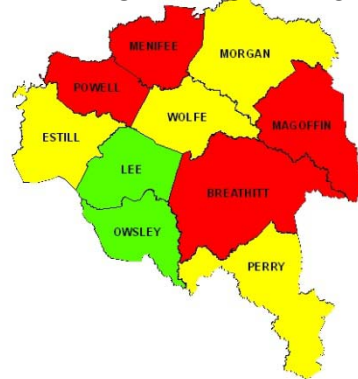
ALL ROADS



NATIONAL HIGHWAY SYSTEM



STATE PRIMARY AND SECONDARY



RURAL SECONDARY



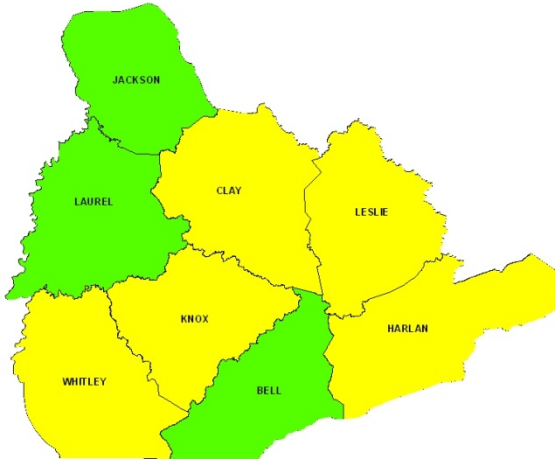
District Ten Maintenance Levels of Service

District Ten Scores

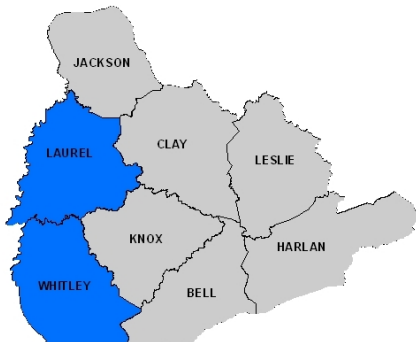
Feature Description	BREATHIT	ESTILL	LEF	MAGOFFIN	MENIFEE	MORGAN	OWSLEY	PERRY	POWELL	WOLFE
Rideability	68.1	71.8	72.3	70.2	71.7	71.7	71.0	65.4	68.5	65.7
Appearance	92.7	100.0	100.0	95.2	92.9	92.9	94.7	81.5	97.1	95.6
Vertical Clearance	60.1	41.0	63.5	46.0	51.2	51.2	69.1	73.6	37.9	54.4
Visual Obstructions	94.5	97.2	92.8	92.1	91.7	91.7	100.0	95.7	97.1	86.2
Fencing	N/A	N/A	N/A	N/A	N/A	N/A	N/A	91.7	84.5	N/A
Guardrail Specifications	72.1	N/A	N/A	84.7	N/A	N/A	N/A	70.1	100.0	80.2
Guardrail Damage	90.0	N/A	N/A	95.7	N/A	N/A	N/A	90.4	79.2	75.0
Attenuators	80.9	N/A	N/A	N/A	N/A	N/A	N/A	88.9	90.6	91.2
Potholes	72.6	93.0	94.5	90.7	86.9	86.9	93.4	78.7	65.1	96.0
Rutting	76.7	77.5	85.6	69.7	70.2	70.2	86.2	79.4	89.1	64.4
Pavement Drop Off	57.7	45.7	72.4	39.4	49.5	49.5	66.8	56.7	66.4	40.4
Shoulder Drop Off	70.9	76.6	92.3	83.0	88.6	88.6	89.4	86.6	65.2	72.4
High Shoulder	96.9	85.0	92.3	76.3	73.3	73.3	97.4	73.8	77.1	89.4
Shoulder Potholes	80.1	76.7	93.1	82.8	88.7	88.7	100.0	71.9	53.6	92.1
Drains	81.2	N/A	85.2	N/A	39.9	39.9	N/A	68.4	69.4	64.5
Ditches	79.8	91.4	88.9	78.5	71.0	71.0	82.5	58.0	68.9	89.4
Curb and Gutter	N/A	N/A	N/A	N/A	N/A	N/A	N/A	N/A	N/A	N/A
White Stripe	76.0	63.9	N/A	79.5	77.9	77.9	N/A	59.3	N/A	100.0
Yellow Stripe	57.4	52.9	50.4	46.0	63.6	63.6	60.3	47.8	46.6	59.6
Guide Signs	86.2	82.9	N/A	98.3	87.4	87.4	100.0	75.8	85.9	94.5
Guide Sign Assemblies	98.7	N/A	N/A	98.1	82.3	82.3	N/A	84.6	85.4	91.5
Warning and Reg. Signs	85.2	69.7	100.0	43.9	64.9	64.9	N/A	98.5	61.7	82.0
Warning and Reg. Sign Assemblies	99.4	77.4	82.8	100.0	N/A	N/A	N/A	82.6	N/A	98.9

Total Score 77.9 80.9 89.5 73.4 76.3 74.5 89.5 89.5 74.1 71.4 77.2

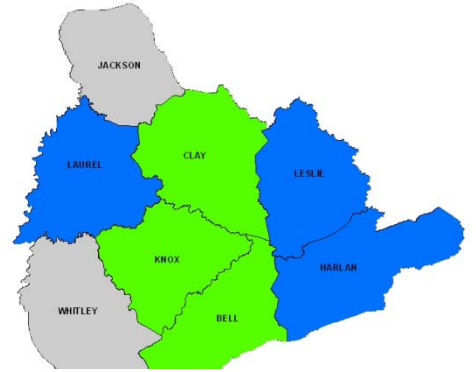
2013 Maintenance Rating Program Report



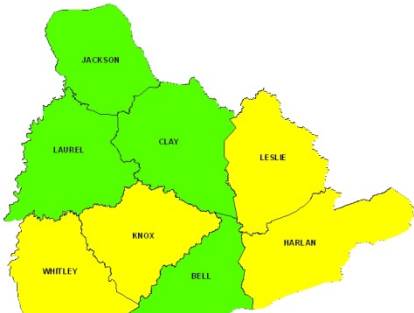
ALL ROADS



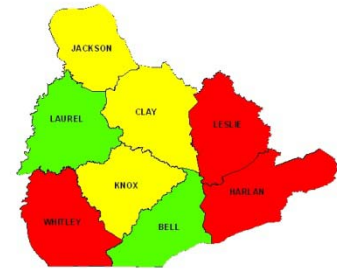
INTERSTATES



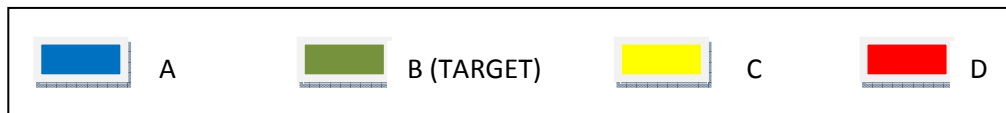
NATIONAL HIGHWAY SYSTEM



STATE PRIMARY AND SECONDARY



RURAL SECONDARY



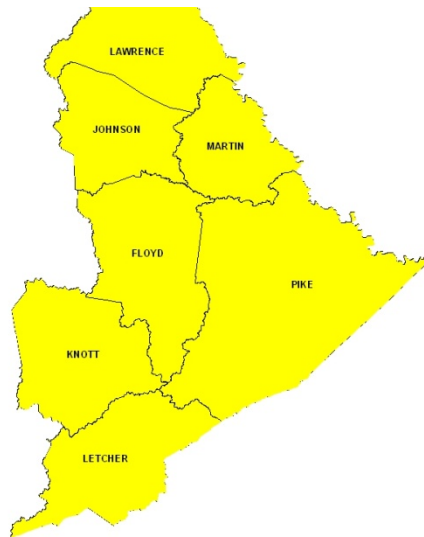
District Eleven Maintenance Levels of Service

District Eleven Scores

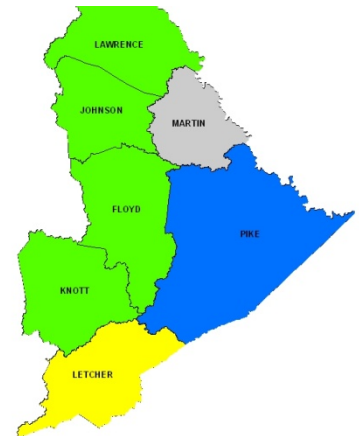
Feature Description	BELL	CLAY	HARLAN	JACKSON	KNOX	LAUREL	LESLIE	WHITLEY
Rideability	71.7	73.6	72.9	76.9	77.4	79.9	72.4	75.6
Appearance	94.0	92.2	73.8	73.5	89.4	93.7	89.7	84.3
Vertical Clearance	77.3	60.8	51.1	98.9	33.1	82.4	54.1	36.0
Visual Obstructions	95.5	90.2	76.2	96.6	76.0	92.9	87.2	74.5
Fencing	N/A	N/A	95.8	N/A	N/A	97.9	27.3	N/A
Guardrail Specifications	75.8	96.2	89.2	N/A	69.2	98.2	77.4	66.2
Guardrail Damage	86.9	86.7	90.2	N/A	79.6	97.6	80.9	86.1
Attenuators	95.3	100.0	81.6	N/A	69.1	100.0	100.0	100.0
Potholes	63.4	70.6	71.6	57.2	64.8	88.6	70.3	63.4
Rutting	88.9	77.1	50.2	85.5	90.4	71.9	74.3	85.3
Pavement Drop Off	96.4	75.8	79.9	97.8	77.6	92.6	77.0	70.5
Shoulder Drop Off	93.0	69.7	85.6	49.4	67.3	69.9	56.3	46.5
High Shoulder	96.5	56.1	94.4	98.9	69.8	93.5	64.0	75.9
Shoulder Potholes	96.2	35.2	85.6	70.2	19.6	78.1	74.7	60.7
Drains	98.5	90.1	95.8	78.3	73.6	83.1	84.9	63.4
Ditches	83.4	74.0	53.1	69.1	60.4	70.7	62.7	27.6
Curb and Gutter	N/A	N/A	N/A	N/A	N/A	N/A	N/A	N/A
White Stripe	66.4	91.1	65.6	N/A	76.3	95.0	57.8	75.8
Yellow Stripe	52.3	77.0	50.6	73.1	80.7	92.8	45.4	88.0
Guide Signs	100.0	100.0	91.4	100.0	100.0	85.6	71.8	92.3
Guide Sign Assemblies	100.0	96.8	N/A	N/A	100.0	100.0	65.2	100.0
Warning and Reg. Signs	100.0	100.0	87.6	N/A	89.7	96.8	100.0	90.7
Warning and Reg. Sign Assemblies	89.6	100.0	N/A	N/A	86.8	100.0	100.0	100.0

Total Score 85.0 78.6 72.9 86.9 74.3 86.0 73.5 76.6

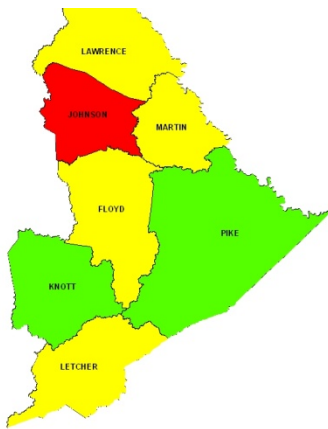
2013 Maintenance Rating Program Report



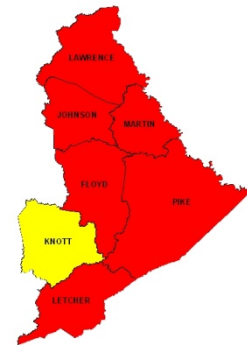
ALL ROADS



NATIONAL HIGHWAY SYSTEM



STATE PRIMARY AND SECONDARY



RURAL SECONDARY



District Twelve Maintenance Levels of Service

District Twelve Scores

Feature Description	FLOYD	JOHNSON	KNOTT	LAWRENCE	LETCHER	MARTIN	PIKE
Rideability	71.6	70.0	68.0	70.4	71.3	66.2	69.9
Appearance	94.3	87.6	98.9	94.5	98.5	96.1	94.2
Vertical Clearance	33.8	26.4	67.7	29.2	47.9	27.4	45.2
Visual Obstructions	98.5	96.9	95.6	100.0	86.2	100.0	90.4
Fencing	N/A	51.0	N/A	N/A	N/A	N/A	N/A
Guardrail Specifications	83.2	58.6	63.4	66.5	69.0	N/A	82.8
Guardrail Damage	92.4	63.8	86.7	70.9	85.4	N/A	80.5
Attenuators	93.1	100.0	89.5	67.6	86.3	N/A	71.3
Potholes	52.4	41.0	80.5	60.2	61.2	75.5	75.7
Rutting	44.9	95.3	73.8	97.3	68.0	47.0	87.2
Pavement Drop Off	46.6	38.5	65.0	37.5	72.4	35.2	72.1
Shoulder Drop Off	47.6	85.3	70.6	83.2	75.3	33.3	72.0
High Shoulder	82.1	60.5	91.6	61.1	92.1	88.2	93.8
Shoulder Potholes	64.9	76.2	83.3	77.9	84.2	85.2	96.7
Drains	60.3	76.2	65.5	79.5	55.2	56.9	85.5
Ditches	42.5	48.5	71.1	39.7	50.1	48.6	81.3
Curb and Gutter	95.9	N/A	N/A	N/A	N/A	N/A	89.6
White Stripe	67.2	83.2	64.1	87.6	67.9	61.5	54.2
Yellow Stripe	65.0	71.9	62.1	73.8	62.5	67.4	47.3
Guide Signs	100.0	79.6	100.0	100.0	39.1	100.0	67.9
Guide Sign Assemblies	96.8	94.9	N/A	87.4	37.4	N/A	78.7
Warning and Reg. Signs	92.9	84.6	100.0	68.3	69.9	100.0	91.2
Warning and Reg. Sign Assemblies	93.0	90.0	100.0	63.4	60.2	100.0	74.6

Total Score **71.7** **71.5** **77.8** **71.9** **70.6** **76.8** **76.6**