

MAINTENANCE CONDITION OF KENTUCKY HIGHWAYS



County Supplement Maintenance Rating Program - FY 2019

**Division of Maintenance
Operations and Pavement Management Branch
August 2019**



2019 MAINTENANCE RATING PROGRAM REPORT

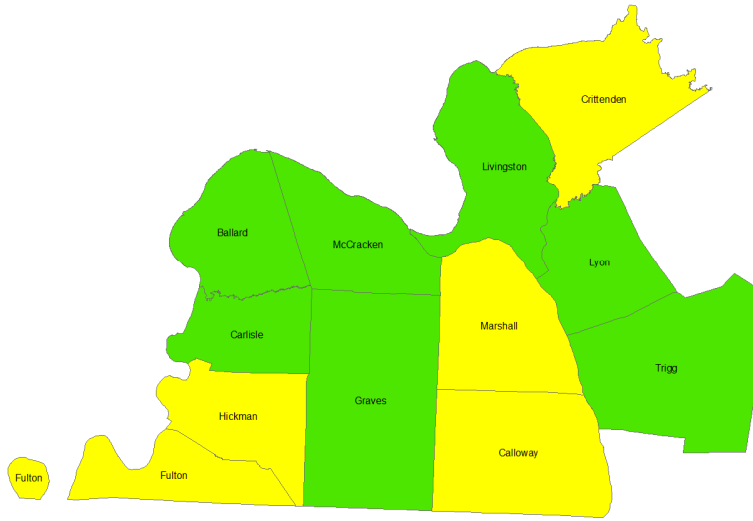
COUNTY SUPPLEMENT

Background

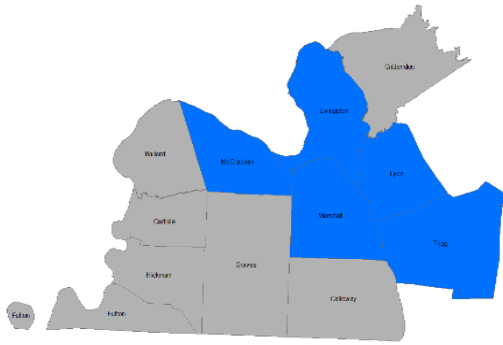
The University of Kentucky, Kentucky Transportation Center (KTC) conducted a telephone survey in 2016 to evaluate public perception of the maintenance activities of KYTC. A supplement of this report included a statistical analysis on the Maintenance Rating Program.

KTC concluded that Maintenance Rating Program data could be combined to produce county level results. Three years of data (2018, 2017, and 2016) were used for this supplement. The confidence levels and intervals are based on the size of the samples. County result confidence levels vary from 80% +/- 10% to 99% +/- 1% based on available road mileage.

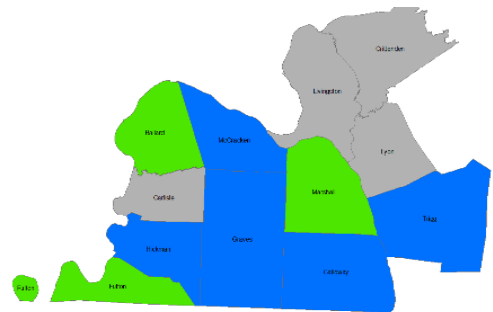
2019 Maintenance Rating Program Report



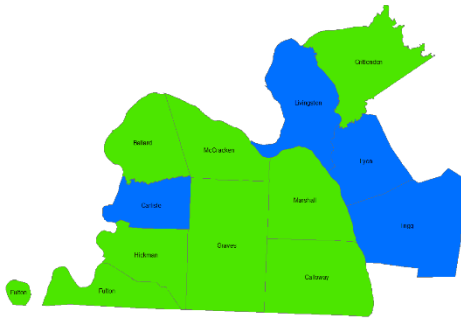
ALL ROADS



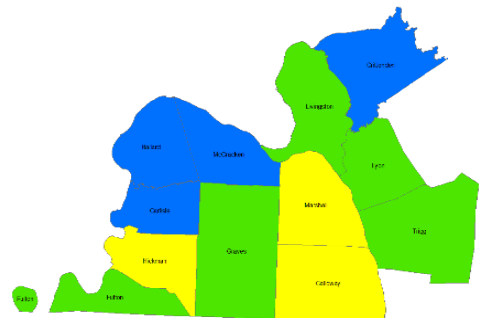
INTERSTATES



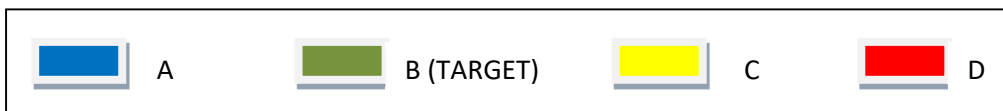
NATIONAL HIGHWAY SYSTEM



STATE PRIMARY AND SECONDARY



RURAL SECONDARY



District One Maintenance Levels of Service

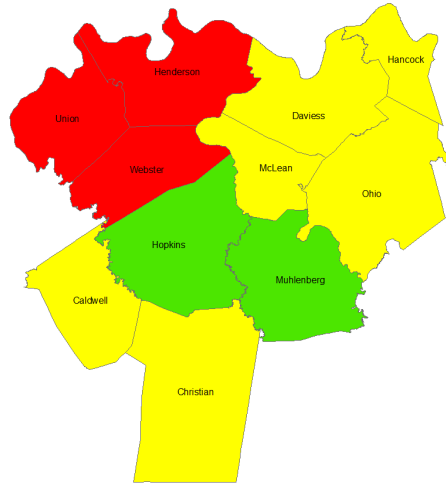
District One Scores

Feature Description	BALLARD	CALLOWAY	CARLSLE	CRITTENDEN	FULTON	GRAVES	HICKMAN	LIVINGSTON	LYON	MARSHALL	MCCRACKEN	TRIGG
Rideability	68.5	71.9	74.3	71.3	69.4	72.6	70.6	72.5	72.9	76.7	73.7	74.3
Appearance	99.4	97.6	100.0	100.0	80.4	95.9	91.6	91.1	100.0	92.6	100.0	94.2
Vertical Clearance	72.2	95.5	92.3	100.0	84.4	95.7	100.0	100.0	100.0	97.7	69.2	80.8
Visual Obstructions	100.0	97.9	100.0	100.0	100.0	100.0	85.3	100.0	100.0	95.9	100.0	100.0
Fencing	NA	100.0	NA	NA	NA	100.0	75.0	100.0	100.0	77.2	100.0	100.0
Guardrail Specifications	100.0	50.0	NA	NA	100.0	96.7	44.0	100.0	100.0	94.0	89.9	25.3
Guardrail Damage	100.0	100.0	NA	NA	37.3	76.4	100.0	100.0	100.0	97.0	100.0	100.0
Attenuators	100.0	100.0	100.0	NA	37.3	100.0	100.0	100.0	100.0	100.0	100.0	100.0
Potholes	100.0	87.8	100.0	92.3	80.3	93.2	92.1	93.3	100.0	100.0	95.8	94.9
Rutting	44.4	45.1	61.3	96.9	96.1	89.3	94.2	100.0	100.0	34.3	47.4	59.9
Pavement Drop Off	92.3	60.0	83.8	100.0	96.1	80.8	90.5	93.8	100.0	43.9	95.1	100.0
Shoulder Drop Off	92.3	44.5	91.6	100.0	100.0	98.4	94.7	100.0	100.0	47.2	98.1	76.1
High Shoulder	100.0	95.5	100.0	100.0	76.5	98.6	75.8	91.1	100.0	93.9	98.3	96.2
Shoulder Potholes	100.0	93.9	100.0	100.0	90.4	90.0	94.7	93.3	100.0	99.7	94.2	94.5
Drains	100.0	91.6	100.0	100.0	60.3	54.5	45.1	85.1	100.0	99.7	100.0	100.0
Ditches	100.0	95.3	100.0	96.0	96.8	80.6	71.7	95.3	100.0	88.3	97.3	97.6
Curb and Gutter	NA	NA	NA	NA	NA	NA	NA	NA	NA	NA	NA	NA
White Stripe	89.2	100.0	100.0	100.0	91.5	96.5	84.7	100.0	100.0	NA	95.4	100.0
Yellow Stripe	100.0	100.0	100.0	81.0	100.0	90.5	98.2	93.4	86.5	NA	97.6	100.0
Guide Signs	99.4	80.5	100.0	76.7	100.0	89.3	100.0	67.7	100.0	98.7	100.0	86.5
Guide Sign Assemblies	100.0	43.3	100.0	88.3	100.0	88.1	41.6	80.4	100.0	99.4	100.0	77.7
Warning and Reg. Signs	100.0	94.7	100.0	81.5	33.1	79.0	47.2	100.0	25.9	100.0	100.0	68.2
Warning and Reg. Sign Assemblies	100.0	92.8	100.0	60.4	NA	100.0	100.0	100.0	100.0	100.0	62.4	82.0

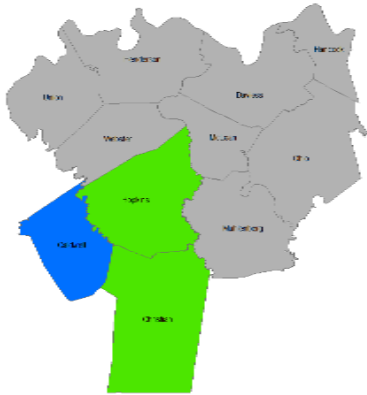
Total Score

85.0 80.0 80.1 74.5 71.0 84.7 78.4 88.9 88.9 73.1 86.4 83.1

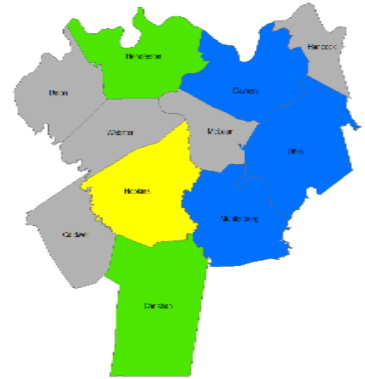
2019 Maintenance Rating Program Report



ALL ROADS



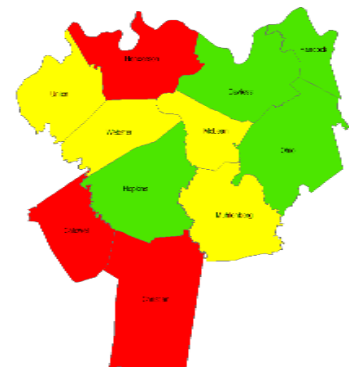
INTERSTATES



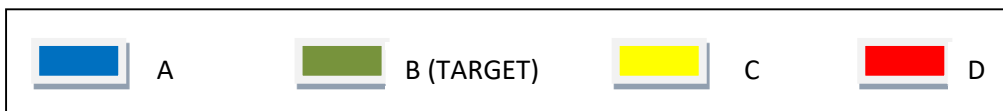
NATIONAL HIGHWAY SYSTEM



STATE PRIMARY AND SECONDARY



RURAL SECONDARY



District Two Maintenance Levels of Service

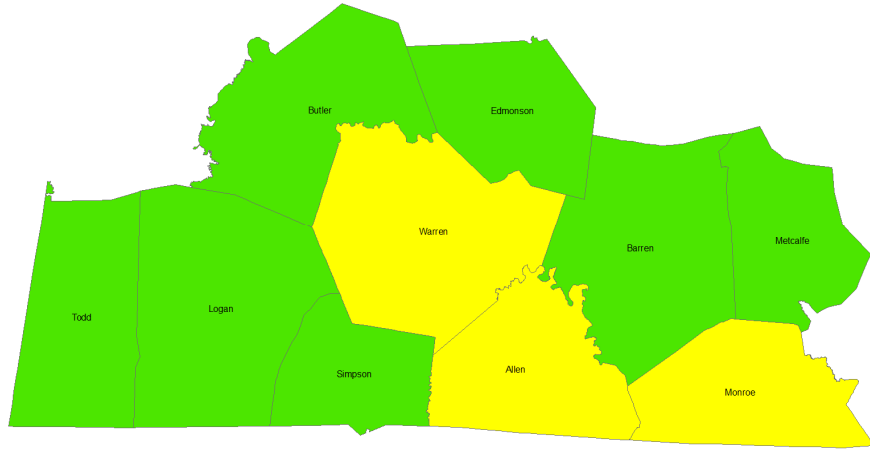
District Two Scores

Feature Description	CALDWELL	CHRISTIAN	DAVISS	HANCOCK	HENDERSON	HOPKINS	MCLEAN	MUHLENBERG	OHIO	UNION	WEBSTER
Rideability	72.1	68.1	78.7	72.4	71.1	70.4	69.4	70.7	75.5	70.8	68.9
Appearance	85.4	84.8	97.4	100.0	89.5	98.5	96.6	100.0	100.0	90.7	88.5
Vertical Clearance	100.0	98.4	98.3	100.0	80.6	28.4	19.1	27.3	100.0	98.1	85.0
Visual Obstructions	66.9	79.2	96.6	94.6	88.9	89.0	94.6	93.6	100.0	95.6	95.9
Fencing	21.8	47.5	96.3	NA	94.1	100.0	NA	100.0	96.9	100.0	NA
Guardrail Specifications	89.8	29.3	100.0	100.0	53.6	89.9	100.0	68.1	100.0	100.0	NA
Guardrail Damage	98.1	97.2	68.4	100.0	53.6	78.7	100.0	95.4	96.5	100.0	NA
Attenuators	100.0	99.3	100.0	100.0	100.0	100.0	100.0	100.0	100.0	33.3	NA
Potholes	0.5	6.4	89.2	75.8	3.2	98.1	100.0	68.1	95.8	19.5	55.6
Rutting	81.0	82.9	69.7	75.2	55.0	83.1	91.2	85.0	69.2	64.4	74.1
Pavement Drop Off	51.8	45.7	81.1	49.3	54.7	75.9	63.2	73.4	81.5	75.1	55.1
Shoulder Drop Off	81.0	66.9	91.4	95.7	79.1	69.3	82.3	73.2	86.7	94.2	85.0
High Shoulder	92.2	95.2	94.8	100.0	65.7	94.2	93.1	92.6	100.0	73.7	96.6
Shoulder Potholes	37.9	38.9	89.2	86.5	60.9	91.1	100.0	100.0	86.8	64.6	59.5
Drains	100.0	98.9	47.3	47.3	22.2	100.0	100.0	100.0	33.3	78.3	93.9
Ditches	61.9	83.7	100.0	100.0	75.7	91.9	76.1	83.2	95.5	87.3	80.2
Curb and Gutter	NA	NA	NA	NA	NA	NA	NA	NA	NA	NA	NA
White Stripe	87.9	92.7	NA	NA	NA	93.8	100.0	98.5	NA	NA	NA
Yellow Stripe	86.9	79.4	NA	NA	NA	86.2	98.7	76.0	NA	NA	NA
Guide Signs	100.0	100.0	100.0	100.0	76.7	100.0	100.0	100.0	99.0	100.0	89.4
Guide Sign Assemblies	100.0	100.0	100.0	100.0	100.0	47.4	100.0	92.3	100.0	100.0	100.0
Warning and Reg. Signs	80.3	86.5	93.9	100.0	3.9	100.0	11.0	94.3	100.0	87.2	96.2
Warning and Reg. Sign Assemblies	89.5	93.3	100.0	100.0	62.5	100.0	100.0	100.0	83.7	100.0	100.0

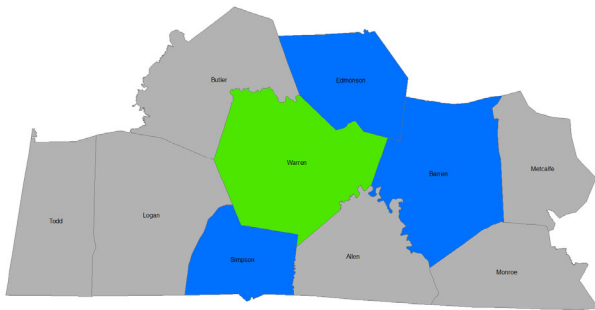
Total Score

72.5 72.4 75.9 72.3 53.8 82.3 78.4 81.9 76.0 68.9 59.4

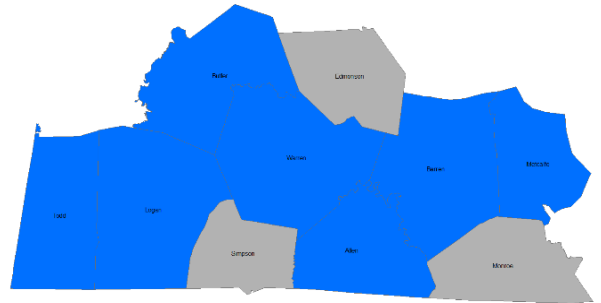
2019 Maintenance Rating Program Report



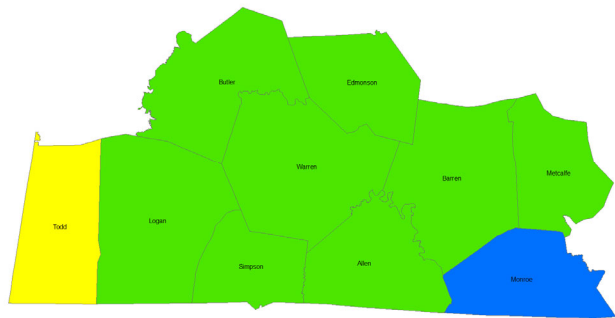
ALL ROADS



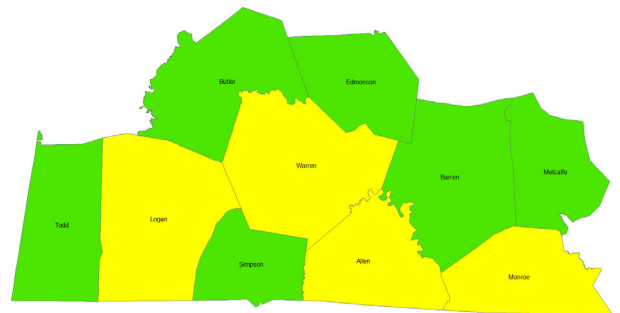
INTERSTATES



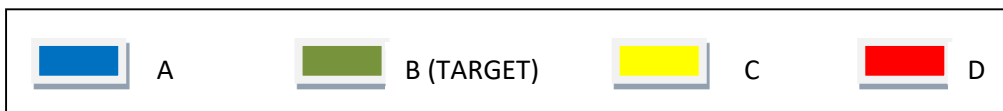
NATIONAL HIGHWAY SYSTEM



STATE PRIMARY AND SECONDARY



RURAL SECONDARY



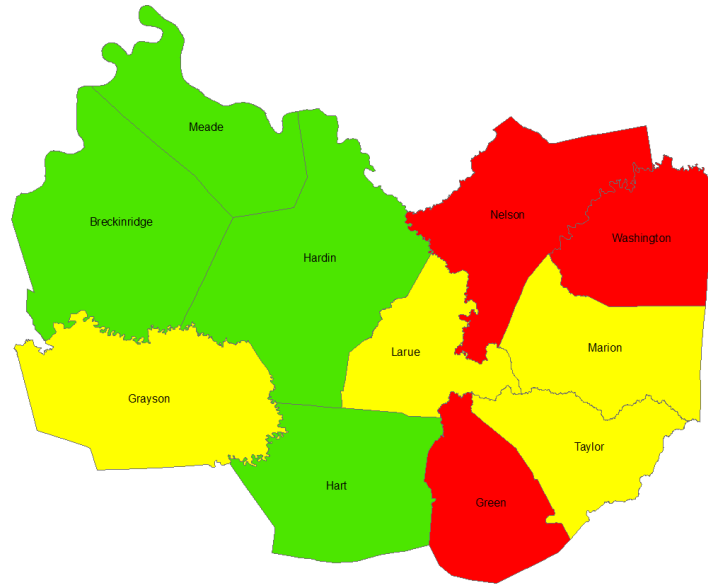
District Three Maintenance Levels of Service

District Three Scores

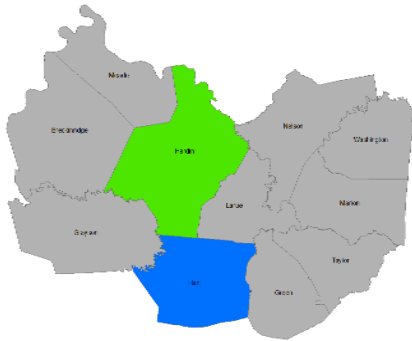
Feature Description	ALLEN	BARREN	BUTLER	EDMONSON	LOGAN	METCALFE	MONROE	SIMPSON	TODD	WARREN
Rideability	79.1	80.8	74.7	76.2	74.8	75.1	74.1	78.5	79.6	78.2
Appearance	92.9	94.6	83.0	96.6	94.2	92.5	80.3	100.0	92.2	89.3
Vertical Clearance	73.0	89.9	60.1	74.4	79.1	63.6	76.2	87.4	85.8	69.0
Visual Obstructions	74.1	96.8	84.5	84.8	88.9	82.8	83.8	96.1	87.9	87.0
Fencing	88.9	100.0	100.0	100.0	97.1	100.0	NA	100.0	100.0	99.5
Guardrail Specifications	95.6	94.1	97.6	100.0	100.0	77.8	100.0	75.0	100.0	100.0
Guardrail Damage	100.0	95.5	100.0	100.0	100.0	100.0	100.0	100.0	100.0	76.0
Attenuators	100.0	100.0	81.2	100.0	100.0	95.4	100.0	98.4	100.0	46.8
Potholes	92.8	99.5	96.1	80.1	99.6	93.3	100.0	98.3	94.9	84.7
Rutting	69.6	81.1	95.1	93.8	91.6	95.1	72.4	67.2	96.6	76.3
Pavement Drop Off	91.7	94.0	95.9	95.5	91.5	90.3	96.1	80.7	98.4	83.9
Shoulder Drop Off	84.0	88.5	90.7	69.5	88.9	90.4	88.0	70.0	76.5	81.0
High Shoulder	93.8	81.7	99.8	84.8	93.0	95.1	96.1	95.1	86.4	90.1
Shoulder Potholes	100.0	95.0	95.6	77.5	86.2	88.0	90.1	99.8	79.1	91.6
Drains	48.8	66.0	66.0	79.7	45.2	63.9	39.5	61.4	71.0	70.3
Ditches	63.4	84.1	72.7	57.1	78.7	82.1	92.1	73.2	72.2	63.2
Curb and Gutter	NA	NA	NA	NA	NA	NA	NA	NA	NA	NA
White Stripe	79.9	92.0	100.0	84.8	95.4	100.0	100.0	100.0	99.5	99.6
Yellow Stripe	90.3	90.0	91.4	71.2	100.0	84.8	84.0	100.0	100.0	92.9
Guide Signs	83.5	67.4	82.1	100.0	67.2	73.7	81.7	99.6	32.0	85.2
Guide Sign Assemblies	98.1	79.0	100.0	100.0	46.8	77.0	44.3	99.4	26.9	67.3
Warning and Reg. Signs	62.6	42.4	65.9	89.5	72.2	92.9	100.0	100.0	73.4	76.5
Warning and Reg. Sign Assemblies	75.1	88.8	93.1	88.9	81.5	65.6	100.0	100.0	67.9	74.9

Total Score 79.1 82.4 83.4 82.1 81.8 81.9 77.2 85.7 80.5 78.1

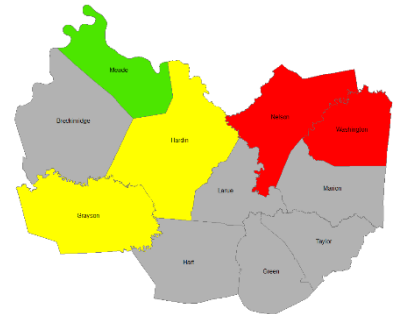
2019 Maintenance Rating Program Report



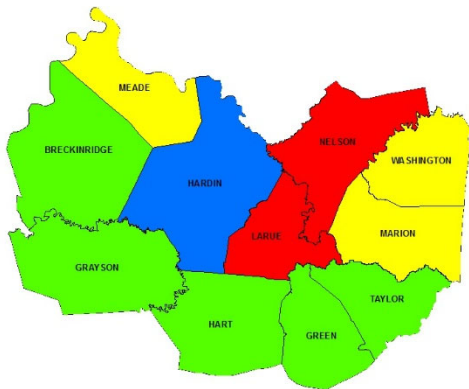
ALL ROADS



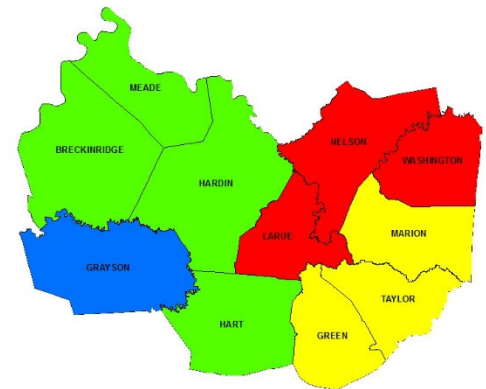
INTERSTATES



NATIONAL HIGHWAY SYSTEM



STATE PRIMARY AND SECONDARY



RURAL SECONDARY



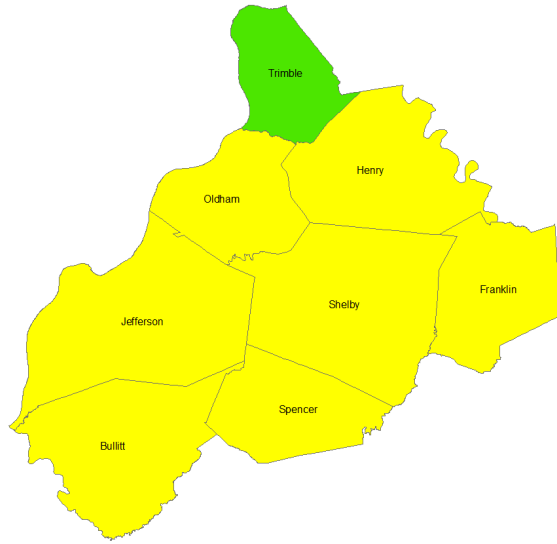
District Four Maintenance Levels of Service

District Four Scores

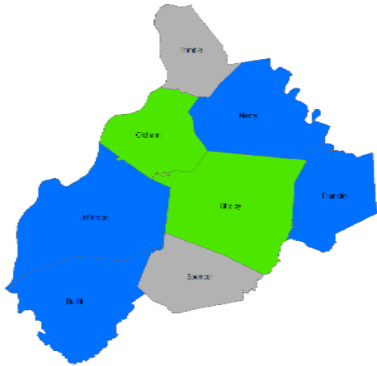
Feature Description	BRECKINRIDGE	GRAYSON	GREEN	HARDIN	HART	LARUE	MARION	MEADE	NELSON	TAYLOR	WASHINGTON
Rideability	72.2	75.4	78.4	76.7	72.5	79.4	74.4	76.0	71.3	75.4	75.2
Appearance	90.1	87.6	91.9	78.7	58.1	83.9	92.2	95.7	77.2	72.6	78.4
Vertical Clearance	71.8	55.8	50.4	54.0	82.9	32.3	21.3	97.4	25.1	31.6	27.7
Visual Obstructions	88.1	91.6	91.0	90.9	97.6	90.2	89.3	93.5	91.1	90.2	91.5
Fencing	NA	100.0	NA	95.7	100.0	100.0	100.0	NA	100.0	100.0	94.9
Guardrail Specifications	100.0	66.2	NA	100.0	100.0	100.0	100.0	100.0	96.8	100.0	100.0
Guardrail Damage	100.0	93.4	NA	92.0	100.0	100.0	NA	100.0	82.1	100.0	100.0
Attenuators	100.0	100.0	NA	95.3	100.0	100.0	100.0	100.0	100.0	100.0	100.0
Potholes	92.8	84.9	79.7	72.5	100.0	69.3	73.3	99.0	31.7	56.0	26.6
Rutting	95.1	47.2	3.6	56.5	67.7	12.3	NA	89.6	0.1	5.6	NA
Pavement Drop Off	95.1	50.1	30.6	55.4	95.1	26.0	33.0	85.2	26.0	25.3	13.8
Shoulder Drop Off	62.9	36.3	35.1	52.0	88.2	29.4	38.8	51.7	26.1	41.5	21.6
High Shoulder	86.6	100.0	100.0	93.0	87.4	96.8	100.0	92.7	97.3	100.0	97.0
Shoulder Potholes	91.4	100.0	88.7	99.0	82.3	70.0	90.3	99.0	84.8	50.8	98.3
Drains	86.0	98.1	84.7	94.7	90.7	100.0	87.5	94.9	75.4	59.6	100.0
Ditches	96.0	98.5	86.1	97.4	97.4	83.1	91.8	100.0	85.9	88.0	90.5
Curb and Gutter	NA	NA	NA	NA	NA	NA	NA	NA	NA	NA	NA
White Stripe	96.2	100.0	86.1	96.0	81.0	85.4	90.9	83.9	100.0	93.9	92.0
Yellow Stripe	95.2	100.0	65.2	88.9	91.5	85.7	95.0	93.1	73.6	75.3	94.1
Guide Signs	NA	66.8	100.0	98.8	100.0	100.0	100.0	100.0	100.0	100.0	100.0
Guide Sign Assemblies	100.0	85.5	100.0	81.1	84.8	100.0	100.0	100.0	99.4	91.2	100.0
Warning and Reg. Signs	100.0	100.0	100.0	100.0	100.0	100.0	100.0	100.0	55.8	100.0	100.0
Warning and Reg. Sign Assemblies	100.0	100.0	100.0	92.8	85.1	100.0	100.0	100.0	88.3	100.0	36.2

Total Score **81.0** **79.9** **62.7** **80.1** **84.1** **75.0** **72.2** **85.1** **67.2** **71.3** **69.1**

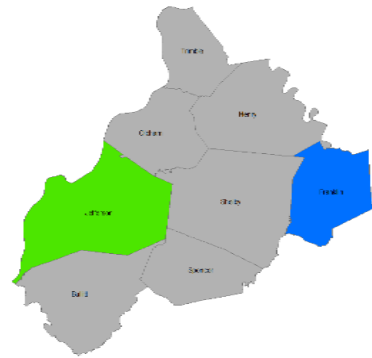
2019 Maintenance Rating Program Report



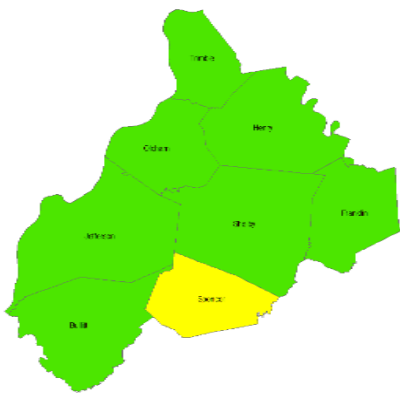
ALL ROADS



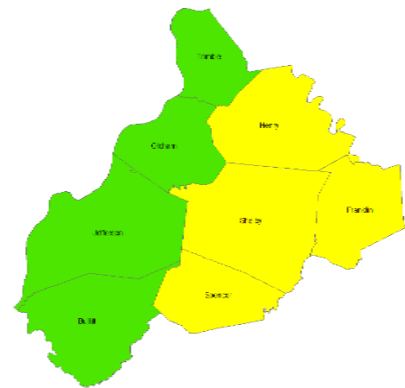
INTERSTATES



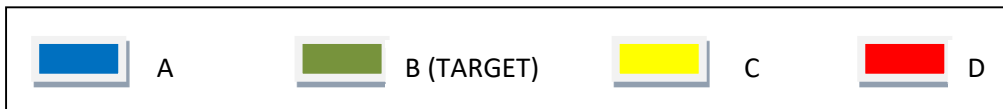
NATIONAL HIGHWAY SYSTEM



STATE PRIMARY AND SECONDARY



RURAL SECONDARY



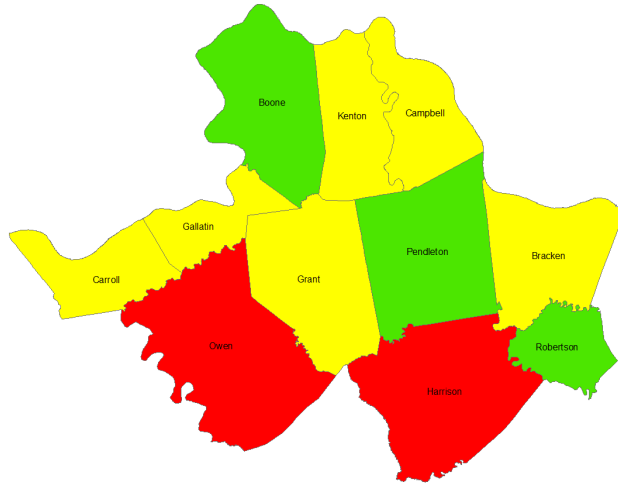
District Five Maintenance Levels of Service

District Five Scores

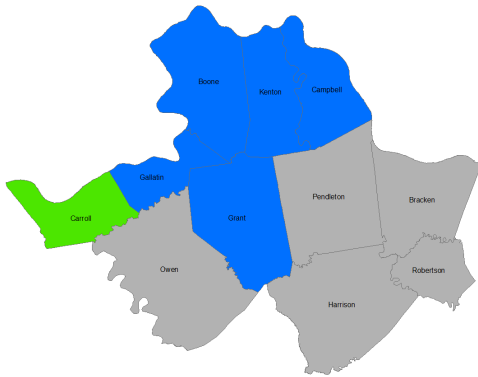
Feature Description	BULLITT	FRANKLIN	HENRY	JEFFERSON	OLDHAM	SHELBY	SPENCER	TRIMBLE
Rideability	71.8	71.3	62.7	65.1	73.9	72.9	69.2	74.9
Appearance	98.7	98.5	100.0	99.2	100.0	100.0	100.0	100.0
Vertical Clearance	79.2	51.0	74.0	69.0	79.7	88.4	85.9	73.0
Visual Obstructions	84.0	81.0	89.8	79.1	83.4	79.1	54.7	83.9
Fencing	100.0	100.0	100.0	97.0	92.3	100.0	NA	100.0
Guardrail Specifications	100.0	68.5	93.0	99.0	94.4	44.9	53.1	100.0
Guardrail Damage	75.2	88.2	64.3	96.5	72.5	83.7	76.5	100.0
Attenuators	82.0	83.7	100.0	97.0	100.0	78.9	100.0	100.0
Potholes	72.2	80.5	69.9	61.4	71.9	91.0	92.9	100.0
Rutting	97.4	95.2	92.6	100.0	96.8	73.3	84.4	100.0
Pavement Drop Off	98.7	100.0	100.0	99.9	99.3	69.9	66.2	100.0
Shoulder Drop Off	59.9	59.1	42.5	79.8	81.4	58.8	59.1	43.2
High Shoulder	94.0	71.9	86.0	92.6	95.6	45.1	33.8	83.9
Shoulder Potholes	69.2	64.9	60.5	73.8	71.1	79.8	100.0	86.6
Drains	89.2	77.7	78.4	94.2	94.8	83.4	74.7	86.6
Ditches	86.6	90.2	76.5	88.8	94.5	79.1	85.0	70.1
Curb and Gutter	NA	NA	NA	NA	NA	NA	NA	NA
White Stripe	NA	92.8	89.4	NA	NA	100.0	94.2	100.0
Yellow Stripe	NA	100.0	94.0	NA	NA	93.5	100.0	95.2
Guide Signs	88.9	82.8	100.0	88.0	70.5	80.2	100.0	61.1
Guide Sign Assemblies	63.3	63.3	60.3	76.4	90.8	81.8	39.9	51.7
Warning and Reg. Signs	92.1	92.5	100.0	85.0	79.6	78.5	79.4	76.0
Warning and Reg. Sign Assemblies	96.8	58.8	83.3	73.8	90.3	72.8	56.9	87.3

Total Score 72.8 78.0 78.8 72.5 74.0 75.8 70.9 82.1

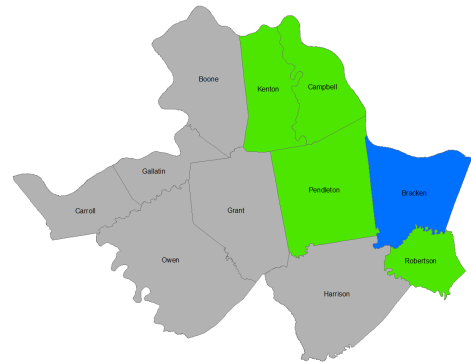
2019 Maintenance Rating Program Report



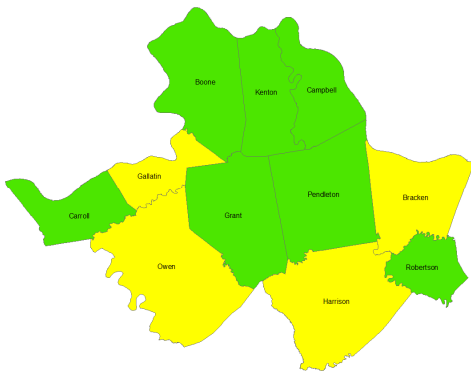
ALL ROADS



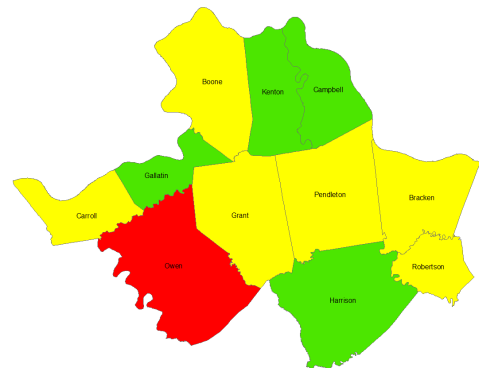
INTERSTATES



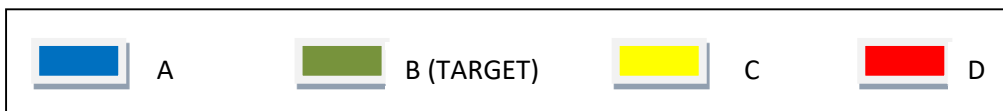
NATIONAL HIGHWAY SYSTEM



STATE PRIMARY AND SECONDARY



RURAL SECONDARY



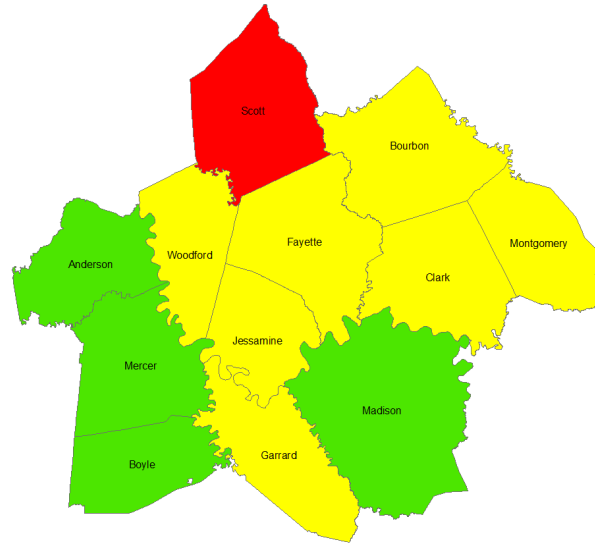
District Six Maintenance Levels of Service

District Six Scores

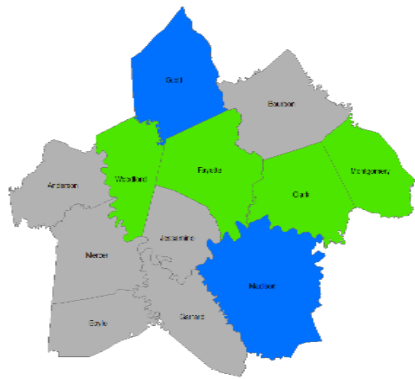
Feature Description	BOONE	BRACKEN	CAMPBELL	CARROLL	GALLATIN	GRANT	HARRISON	KENTON	OWEN	PENDLETON	ROBERTSON
Rideability	68.6	61.8	62.3	66.8	58.1	67.8	74.5	58.6	63.2	69.6	70.7
Appearance	85.3	65.1	77.7	95.7	79.6	80.1	85.7	98.5	57.6	74.7	96.9
Vertical Clearance	93.4	63.1	89.0	83.6	69.8	79.2	74.9	91.4	66.5	66.9	84.3
Visual Obstructions	92.9	65.0	91.6	100.0	100.0	93.3	80.6	100.0	96.8	83.6	87.4
Fencing	82.8	98.9	98.5	100.0	100.0	100.0	NA	88.4	NA	100.0	NA
Guardrail Specifications	51.2	99.7	62.3	49.2	55.6	100.0	76.9	100.0	100.0	100.0	100.0
Guardrail Damage	94.7	100.0	84.9	83.0	100.0	100.0	100.0	98.7	100.0	100.0	100.0
Attenuators	100.0	100.0	93.7	100.0	100.0	100.0	100.0	98.1	100.0	100.0	100.0
Potholes	94.5	75.2	72.3	76.1	36.8	65.8	76.8	76.2	52.5	100.0	96.9
Rutting	87.0	96.7	65.7	82.6	61.2	77.1	75.4	73.4	64.5	100.0	100.0
Pavement Drop Off	63.5	98.3	96.7	89.3	71.6	59.0	51.4	95.5	94.5	98.1	96.9
Shoulder Drop Off	47.3	82.9	77.1	63.1	57.6	67.0	58.9	75.7	64.7	67.8	55.7
High Shoulder	85.8	94.9	93.3	100.0	93.2	99.8	89.7	91.2	97.7	97.4	100.0
Shoulder Potholes	88.5	99.7	99.7	88.3	66.1	68.9	72.6	95.0	86.2	93.0	100.0
Drains	68.8	47.1	91.8	95.7	66.0	55.5	85.5	87.9	79.3	57.4	84.1
Ditches	88.1	60.2	81.3	93.8	90.5	95.5	78.8	92.8	98.6	66.0	45.5
Curb and Gutter	NA	NA	NA	NA	NA	NA	NA	NA	NA	NA	NA
White Stripe	94.4	100.0	NA	82.9	100.0	NA	NA	NA	89.5	75.6	82.2
Yellow Stripe	100.0	97.1	NA	89.9	100.0	NA	NA	NA	73.5	89.8	100.0
Guide Signs	100.0	86.6	99.5	100.0	100.0	100.0	100.0	99.4	45.7	100.0	100.0
Guide Sign Assemblies	100.0	93.8	99.6	100.0	100.0	100.0	14.3	98.3	82.8	96.5	100.0
Warning and Reg. Signs	96.7	74.6	85.9	53.6	82.1	100.0	90.6	91.4	41.5	73.3	62.4
Warning and Reg. Sign Assemblies	100.0	81.8	100.0	50.3	100.0	95.1	72.2	84.1	18.1	61.7	84.2

Total Score 81.4 78.5 72.1 78.8 76.4 71.5 63.8 74.8 67.8 80.0 80.4

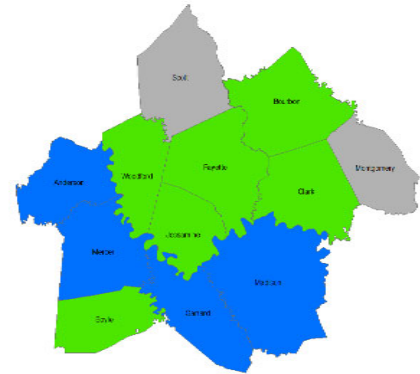
2019 Maintenance Rating Program Report



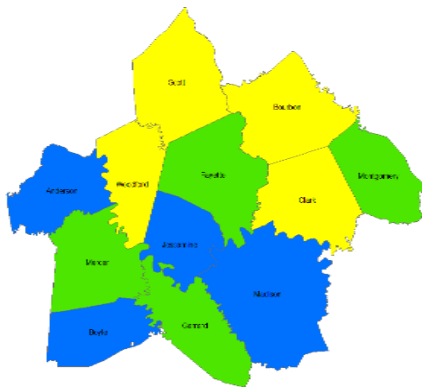
ALL ROADS



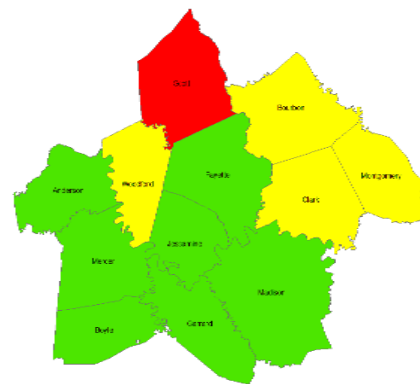
INTERSTATES



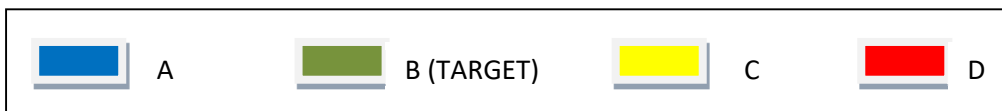
NATIONAL HIGHWAY SYSTEM



STATE PRIMARY AND SECONDARY



RURAL SECONDARY



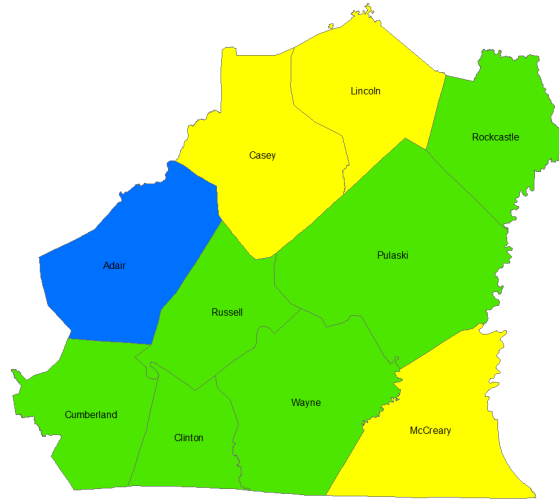
District Seven Maintenance Levels of Service

District Seven Scores

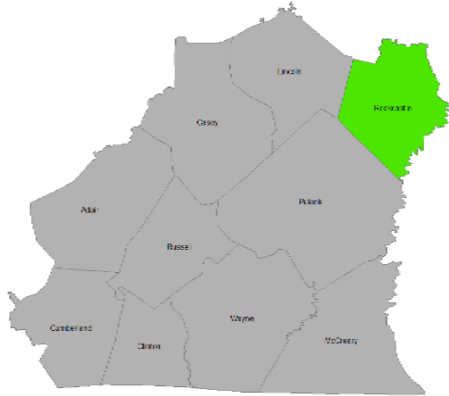
Feature Description	ANDERSON	BOURBON	BOYLE	CLARK	FAYETTE	GARRARD	JESSAMINE	MADISON	MERCER	MONTGOMERY	SCOTT	WOODFORD
Rideability	70.6	71.3	75.7	76.0	73.6	71.4	72.0	73.0	70.9	73.0	71.3	70.7
Appearance	96.8	97.9	100.0	96.8	86.0	94.7	100.0	96.5	97.0	100.0	88.1	92.4
Vertical Clearance	83.5	47.7	85.2	61.9	69.4	85.2	91.9	97.2	91.1	46.5	55.0	68.1
Visual Obstructions	100.0	66.1	100.0	84.9	90.8	91.9	91.9	96.7	100.0	97.3	55.4	77.5
Fencing	85.7	52.2	NA	84.9	59.7	5.5	97.4	36.2	66.7	83.5	73.2	66.5
Guardrail Specifications	98.3	100.0	84.9	83.9	78.4	100.0	100.0	100.0	76.5	38.5	59.4	100.0
Guardrail Damage	98.3	100.0	60.3	91.8	99.1	85.1	100.0	100.0	76.5	70.9	89.7	95.3
Attenuators	100.0	100.0	100.0	75.7	100.0	100.0	100.0	95.3	100.0	31.7	100.0	100.0
Potholes	98.1	100.0	88.3	70.3	86.5	95.1	79.5	100.0	87.8	84.9	100.0	78.6
Rutting	64.7	60.7	56.5	70.6	93.9	65.8	96.1	95.8	64.7	34.2	48.4	50.0
Pavement Drop Off	96.8	58.1	100.0	77.8	96.6	94.7	96.0	100.0	100.0	67.2	79.9	97.4
Shoulder Drop Off	67.0	35.6	56.7	44.2	88.3	97.5	59.1	92.1	35.1	74.5	49.0	77.9
High Shoulder	100.0	85.9	100.0	84.6	94.7	74.3	90.3	75.6	97.0	61.9	55.3	73.9
Shoulder Potholes	99.1	100.0	85.9	82.1	92.0	96.7	93.5	100.0	98.1	93.2	99.3	94.0
Drains	91.3	62.9	98.9	41.0	97.8	92.4	100.0	100.0	100.0	91.5	68.7	100.0
Ditches	95.1	86.5	95.9	72.5	99.0	90.9	94.6	83.1	100.0	84.4	92.1	97.3
Curb and Gutter	NA	NA	NA	NA	NA	NA	NA	NA	NA	NA	NA	NA
White Stripe	95.9	94.5	83.8	94.5	NA	100.0	NA	95.2	93.2	100.0	NA	NA
Yellow Stripe	87.5	76.5	81.8	83.4	NA	95.7	NA	91.5	92.5	78.6	NA	NA
Guide Signs	100.0	56.5	100.0	57.9	99.3	56.4	NA	93.6	98.1	100.0	85.8	100.0
Guide Sign Assemblies	100.0	87.7	100.0	100.0	99.3	85.5	100.0	100.0	100.0	100.0	100.0	100.0
Warning and Reg. Signs	100.0	94.0	97.0	89.1	96.7	34.4	87.6	100.0	100.0	100.0	78.0	100.0
Warning and Reg. Sign Assemblies	100.0	71.9	85.7	90.7	100.0	75.2	100.0	100.0	100.0	100.0	NA	100.0

Total Score **87.1** **74.3** **80.4** **75.3** **77.0** **78.0** **75.0** **87.8** **84.1** **75.5** **61.0** **73.5**

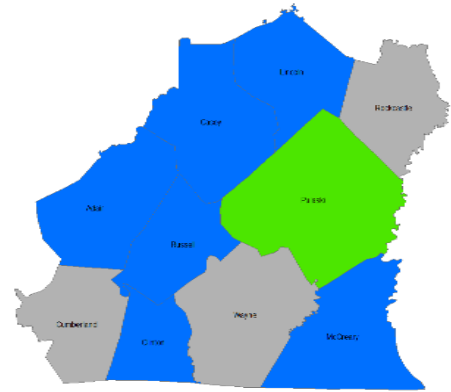
2019 Maintenance Rating Program Report



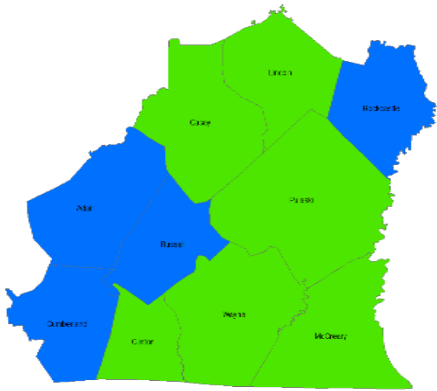
ALL ROADS



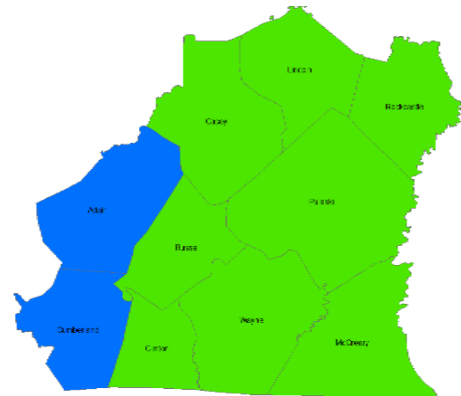
INTERSTATES



NATIONAL HIGHWAY SYSTEM



STATE PRIMARY AND SECONDARY



RURAL SECONDARY



District Eight Maintenance Levels of Service

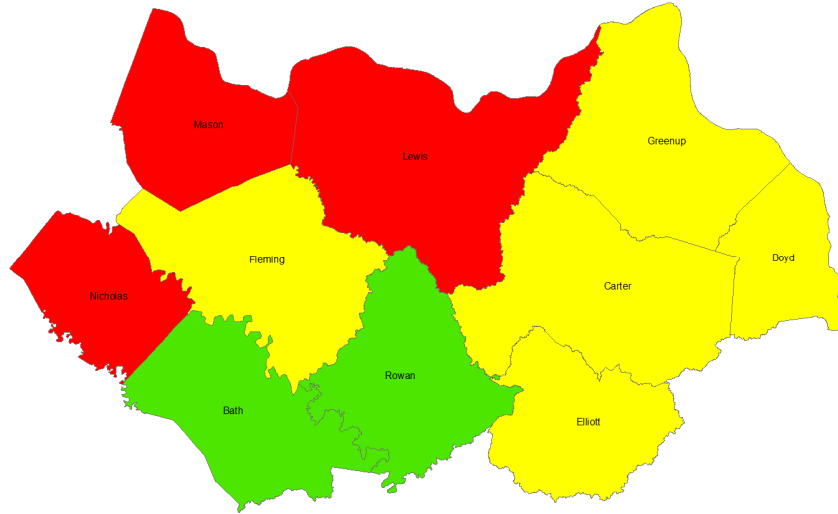
District Eight Scores

Feature Description	ADAIR	CASEY	CLINTON	CUMBERLAND	LINCOLN	MCCRARY	PULASKI	ROCKCASTLE	RUSSELL	WAYNE
Rideability	79.1	73.5	76.8	75.9	77.8	74.1	80.4	71.5	74.0	75.8
Appearance	100.0	93.5	97.1	100.0	99.4	91.8	100.0	91.0	100.0	89.4
Vertical Clearance	97.3	93.6	79.8	100.0	77.6	73.2	76.9	64.4	100.0	83.5
Visual Obstructions	100.0	98.6	91.3	100.0	93.3	76.9	97.5	98.4	96.0	95.2
Fencing	100.0	NA	69.4	NA	100.0	100.0	96.1	100.0	100.0	100.0
Guardrail Specifications	73.7	3.4	55.9	86.0	40.6	62.4	33.2	40.8	89.5	NA
Guardrail Damage	100.0	89.5	74.9	71.0	93.7	51.5	75.4	87.7	100.0	73.4
Attenuators	100.0	100.0	56.4	100.0	100.0	100.0	98.4	100.0	100.0	100.0
Potholes	100.0	83.9	81.4	100.0	88.8	75.2	98.7	99.4	82.4	57.0
Rutting	100.0	88.4	73.8	100.0	85.9	86.8	100.0	95.6	92.7	93.3
Pavement Drop Off	100.0	100.0	95.1	100.0	86.5	100.0	96.8	89.7	100.0	100.0
Shoulder Drop Off	90.0	92.7	70.3	78.1	97.8	49.8	77.0	91.9	70.3	73.7
High Shoulder	99.2	93.3	95.0	100.0	90.0	98.0	87.9	91.4	100.0	100.0
Shoulder Potholes	100.0	91.8	71.7	100.0	87.1	74.4	92.0	99.9	100.0	71.2
Drains	100.0	56.4	90.9	100.0	67.4	91.8	95.7	82.0	100.0	91.4
Ditches	100.0	89.9	91.7	98.1	79.7	95.1	78.9	89.0	100.0	88.7
Curb and Gutter	NA	NA	NA	NA	NA	NA	NA	NA	NA	NA
White Stripe	93.0	99.1	92.0	100.0	75.8	100.0	100.0	91.5	99.2	100.0
Yellow Stripe	89.4	67.5	81.0	89.6	85.9	72.0	98.4	75.5	67.7	88.0
Guide Signs	98.1	100.0	100.0	100.0	96.4	99.0	95.8	100.0	99.6	100.0
Guide Sign Assemblies	100.0	92.5	100.0	100.0	NA	96.3	90.7	100.0	97.5	81.8
Warning and Reg. Signs	100.0	84.1	78.8	100.0	79.7	85.3	68.4	100.0	99.2	100.0
Warning and Reg. Sign Assemblies	100.0	100.0	100.0	93.1	100.0	78.3	76.5	100.0	88.7	100.0

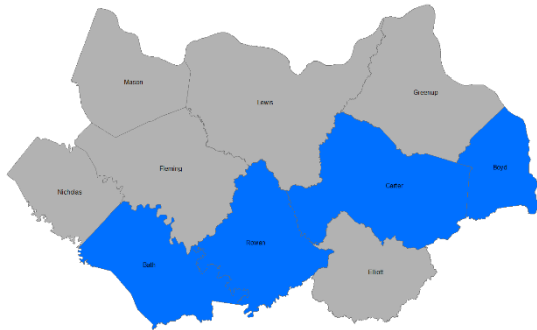
Total Score

91.7 79.4 80.1 87.2 79.7 79.3 84.0 85.1 88.1 81.9

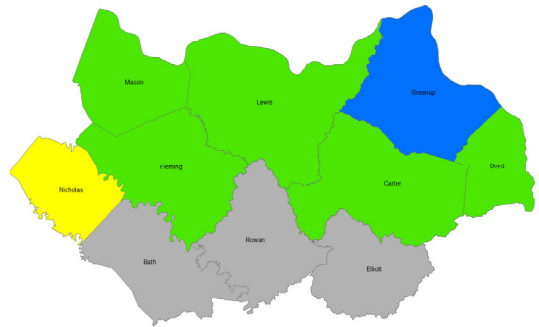
2019 Maintenance Rating Program Report



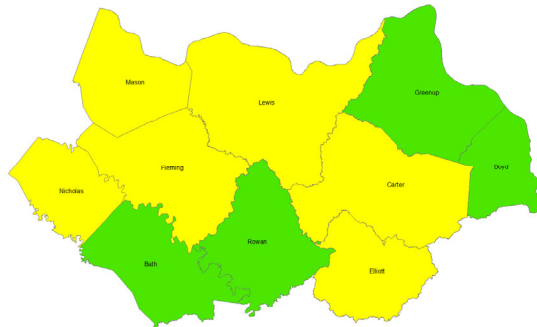
ALL ROADS



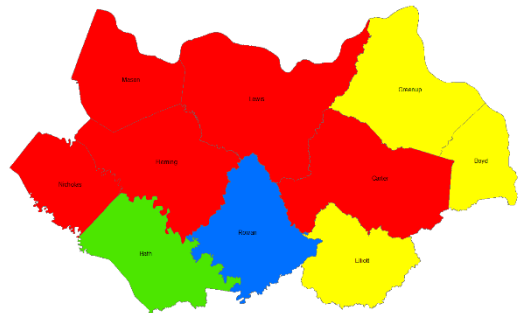
INTERSTATES



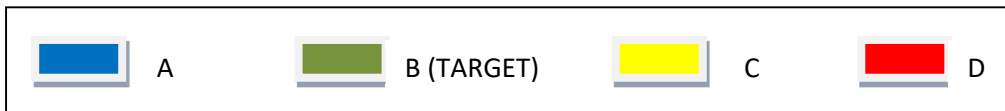
NATIONAL HIGHWAY SYSTEM



STATE PRIMARY AND SECONDARY



RURAL SECONDARY



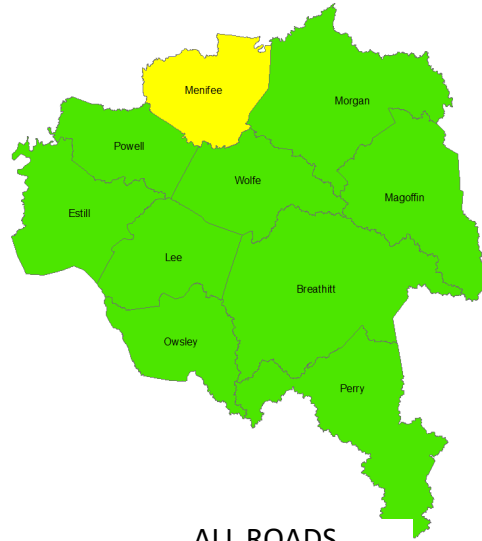
District Nine Maintenance Levels of Service

District Nine Scores

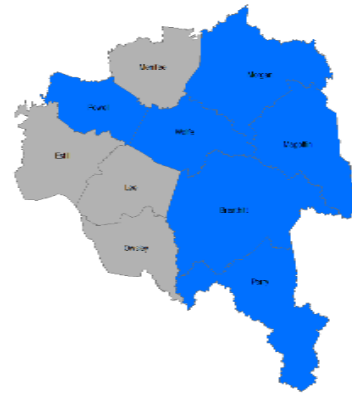
Feature Description	BATH	BOYD	CARTER	ELLIOTT	FLEMING	GREENUP	LEWIS	MASON	NICHOLAS	ROWAN
Rideability	76.5	73.6	74.3	66.8	71.0	76.9	75.8	68.6	65.7	76.6
Appearance	93.5	90.0	87.1	96.7	66.2	87.3	89.7	60.6	57.0	88.7
Vertical Clearance	83.1	49.7	63.6	56.6	55.5	63.5	44.5	65.9	48.4	72.7
Visual Obstructions	87.4	100.0	69.8	88.2	96.1	94.5	80.7	97.6	91.9	90.7
Fencing	96.3	56.8	99.4	NA	100.0	53.3	97.8	100.0	100.0	96.2
Guardrail Specifications	89.8	45.3	46.2	57.0	49.6	97.1	90.7	29.2	17.4	95.3
Guardrail Damage	89.8	76.4	86.8	100.0	83.7	90.3	100.0	74.5	61.6	85.6
Attenuators	100.0	71.1	87.6	100.0	100.0	100.0	92.6	26.9	100.0	100.0
Potholes	84.2	88.2	44.0	11.6	68.0	72.7	35.4	61.7	62.9	86.9
Rutting	82.5	95.3	68.2	63.2	71.3	92.8	73.5	84.1	92.3	69.5
Pavement Drop Off	74.8	89.2	72.6	85.5	57.4	96.1	78.8	64.9	56.6	82.0
Shoulder Drop Off	89.4	91.0	73.1	57.8	69.2	96.1	86.0	79.6	82.7	76.2
High Shoulder	52.9	54.0	55.4	35.4	67.4	37.9	48.3	55.1	61.7	61.7
Shoulder Potholes	84.6	88.2	81.0	86.9	84.0	100.0	95.1	70.3	61.0	91.2
Drains	85.2	100.0	85.1	68.4	70.1	100.0	57.4	58.4	66.1	91.5
Ditches	95.7	84.8	47.1	94.1	61.7	86.9	32.4	70.4	63.4	98.9
Curb and Gutter	NA	NA	NA	NA	NA	NA	NA	NA	NA	NA
White Stripe	100.0	79.0	79.1	100.0	95.8	75.8	89.9	55.7	54.9	100.0
Yellow Stripe	100.0	72.2	82.6	100.0	80.3	82.1	96.6	63.4	77.2	100.0
Guide Signs	96.3	100.0	77.3	89.9	57.8	85.3	33.3	82.5	72.2	99.9
Guide Sign Assemblies	92.6	100.0	86.3	86.8	43.6	100.0	100.0	79.9	88.9	100.0
Warning and Reg. Signs	90.4	100.0	83.4	90.0	64.0	100.0	46.8	99.5	98.1	100.0
Warning and Reg. Sign Assemblies	100.0	100.0	100.0	100.0	83.2	NA	60.7	99.6	78.6	100.0

Total Score 84.1 79.6 71.9 72.0 70.0 77.2 69.8 68.4 68.1 68.1 84.8

2019 Maintenance Rating Program Report



ALL ROADS



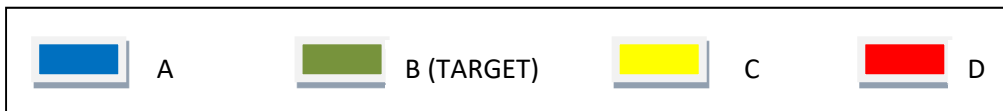
NATIONAL HIGHWAY SYSTEM



STATE PRIMARY AND SECONDARY



RURAL SECONDARY



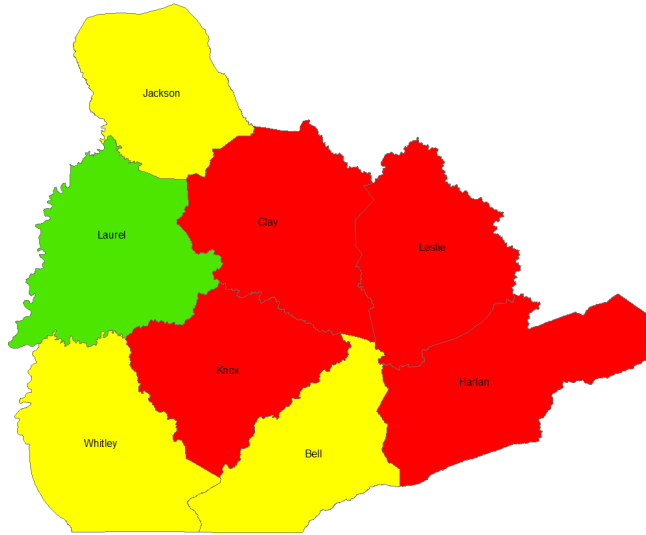
District Ten Maintenance Levels of Service

District Ten Scores

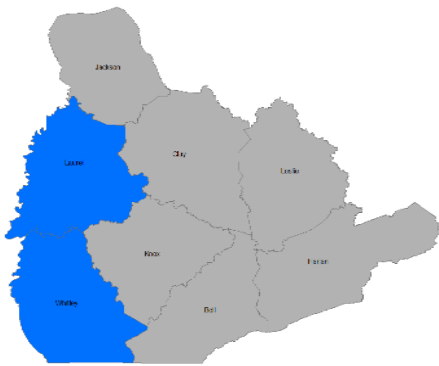
Feature Description	BREATHITT	ESTILL	LEE	MAGOFFIN	MENIFEE	MORGAN	OWSLEY	PERRY	POWELL	WOLFE
Rideability	63.7	71.5	61.3	69.5	75.4	64.4	69.4	68.9	68.3	68.8
Appearance	94.7	100.0	100.0	100.0	100.0	100.0	100.0	100.0	100.0	100.0
Vertical Clearance	93.3	80.5	91.4	88.8	79.3	89.0	94.1	100.0	92.8	90.8
Visual Obstructions	100.0	100.0	100.0	92.8	100.0	100.0	100.0	97.9	100.0	100.0
Fencing	NA	100.0	NA	100.0	NA	100.0	NA	100.0	100.0	92.3
Guardrail Specifications	99.2	66.3	80.0	100.0	75.0	100.0	33.3	89.8	71.7	100.0
Guardrail Damage	72.5	100.0	100.0	100.0	25.0	100.0	100.0	99.3	98.3	82.4
Attenuators	79.8	100.0	100.0	100.0	100.0	100.0	100.0	97.9	96.1	100.0
Potholes	100.0	100.0	100.0	98.9	83.5	64.1	100.0	100.0	100.0	100.0
Rutting	78.9	67.9	100.0	92.4	100.0	94.4	100.0	96.5	95.0	100.0
Pavement Drop Off	97.9	100.0	79.8	100.0	90.6	100.0	100.0	100.0	90.3	100.0
Shoulder Drop Off	89.6	95.6	81.9	98.2	70.7	74.1	79.8	88.5	87.9	90.3
High Shoulder	100.0	95.6	95.7	92.8	93.4	97.7	100.0	99.8	100.0	100.0
Shoulder Potholes	99.5	100.0	100.0	98.9	100.0	92.3	100.0	99.5	99.4	100.0
Drains	80.6	100.0	100.0	91.0	62.5	80.4	83.3	100.0	99.7	100.0
Ditches	90.0	100.0	100.0	91.9	93.8	92.7	100.0	94.9	85.2	95.9
Curb and Gutter	NA	NA	NA	NA	NA	NA	NA	NA	NA	NA
White Stripe	86.4	100.0	100.0	84.3	75.2	84.2	100.0	43.6	95.2	78.1
Yellow Stripe	65.4	93.0	92.0	37.8	54.6	61.5	52.4	53.9	100.0	58.2
Guide Signs	89.7	100.0	100.0	67.7	100.0	100.0	93.9	98.8	100.0	97.7
Guide Sign Assemblies	97.1	87.4	100.0	100.0	NA	100.0	81.8	100.0	100.0	100.0
Warning and Reg. Signs	89.8	100.0	100.0	98.7	100.0	90.7	100.0	100.0	100.0	100.0
Warning and Reg. Sign Assemblies	100.0	100.0	100.0	98.0	100.0	100.0	50.0	99.1	100.0	100.0

Total Score 81.1 88.9 86.0 85.7 75.2 84.4 80.7 86.3 89.5 87.9

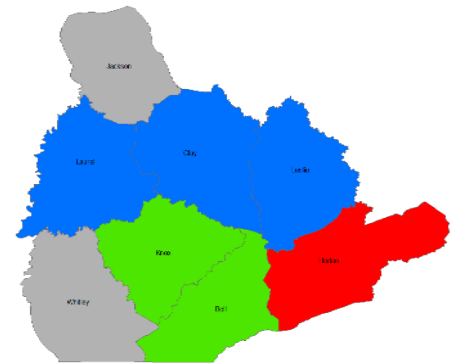
2019 Maintenance Rating Program Report



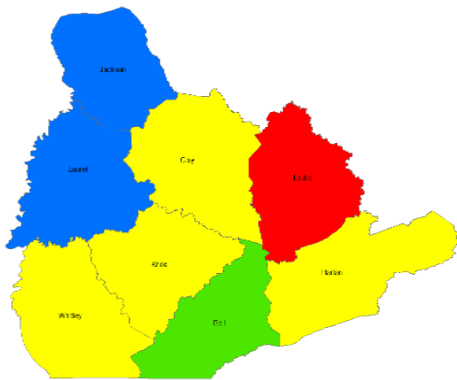
ALL ROADS



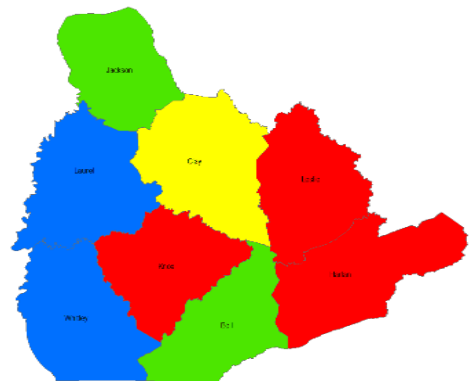
INTERSTATES



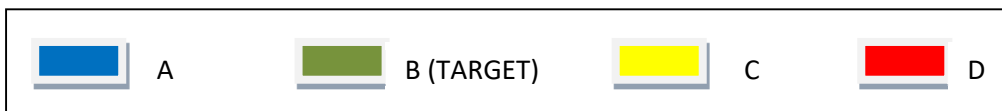
NATIONAL HIGHWAY SYSTEM



STATE PRIMARY AND SECONDARY



RURAL SECONDARY



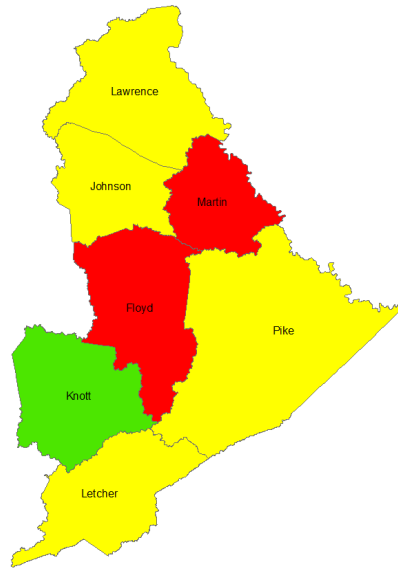
District Eleven Maintenance Levels of Service

District Eleven Scores

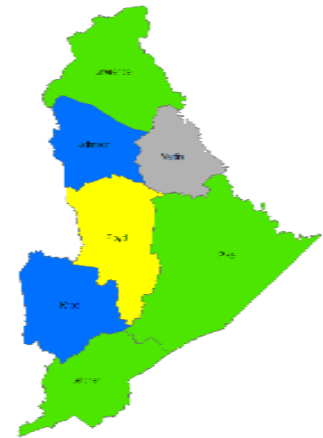
Feature Description	BELL	CLAY	HARLAN	JACKSON	KNOX	LAUREL	LESLIE	WHITLEY
Rideability	67.3	70.0	63.7	72.1	72.0	75.8	63.5	71.1
Appearance	96.1	100.0	76.8	93.1	63.6	100.0	95.2	84.6
Vertical Clearance	100.0	83.4	38.9	100.0	84.4	100.0	70.2	94.8
Visual Obstructions	100.0	97.6	99.3	100.0	87.9	100.0	84.7	76.3
Fencing	NA	100.0	18.2	NA	NA	100.0	100.0	100.0
Guardrail Specifications	19.4	76.8	98.4	100.0	69.8	100.0	53.7	74.8
Guardrail Damage	60.0	70.3	100.0	100.0	81.3	99.8	51.4	99.8
Attenuators	100.0	73.2	84.4	100.0	67.5	100.0	53.0	100.0
Potholes	66.1	50.7	17.4	100.0	42.3	100.0	49.6	87.1
Rutting	54.3	59.0	51.6	94.2	42.8	94.0	64.9	89.6
Pavement Drop Off	93.5	100.0	54.2	100.0	100.0	100.0	100.0	94.9
Shoulder Drop Off	100.0	56.6	46.9	100.0	67.7	99.5	63.8	79.5
High Shoulder	100.0	59.0	76.3	100.0	91.1	100.0	85.5	94.9
Shoulder Potholes	98.5	65.5	66.6	100.0	60.1	94.6	16.6	61.6
Drains	65.9	61.3	98.7	NA	67.3	NA	47.6	100.0
Ditches	97.0	75.7	88.8	100.0	46.6	100.0	87.8	69.3
Curb and Gutter	NA	NA	NA	NA	NA	NA	NA	NA
White Stripe	85.4	NA	NA	73.7	NA	95.2	NA	NA
Yellow Stripe	89.7	NA	NA	63.0	NA	80.5	NA	NA
Guide Signs	100.0	100.0	100.0	100.0	100.0	100.0	33.5	100.0
Guide Sign Assemblies	100.0	100.0	88.2	NA	100.0	100.0	100.0	100.0
Warning and Reg. Signs	100.0	45.5	100.0	88.7	85.3	100.0	24.8	90.4
Warning and Reg. Sign Assemblies	100.0	96.6	100.0	100.0	100.0	100.0	62.0	100.0

Total Score 78.4 65.4 62.6 78.9 78.9 61.9 87.9 87.9 56.7 74.9

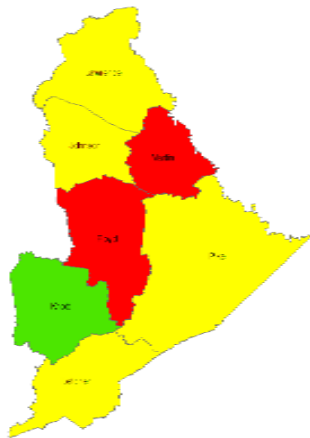
2019 Maintenance Rating Program Report



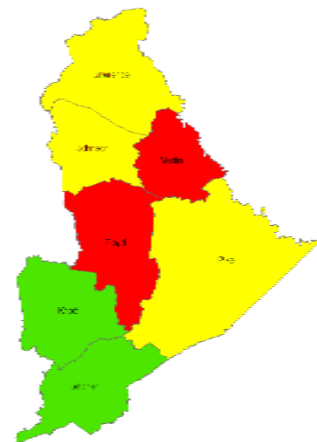
ALL ROADS



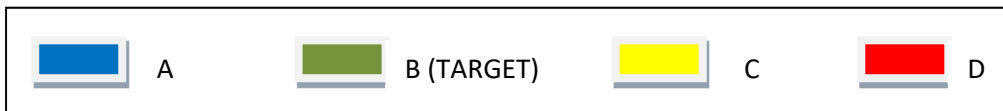
NATIONAL HIGHWAY SYSTEM



STATE PRIMARY AND SECONDARY



RURAL SECONDARY



District Twelve Maintenance Levels of Service

District Twelve Scores

Feature Description	FLOYD	JOHNSON	KNOTT	LAWRENCE	LETCHER	MARTIN	PIKE
Rideability	71.1	66.2	68.5	70.1	70.3	65.3	69.8
Appearance	97.1	93.2	94.8	90.6	96.8	79.5	92.2
Vertical Clearance	26.7	27.7	86.3	38.4	73.4	NA	40.6
Visual Obstructions	87.6	93.2	100.0	98.0	96.3	72.4	94.7
Fencing	50.0	100.0	NA	100.0	50.0	NA	50.0
Guardrail Specifications	68.6	83.9	88.8	57.6	84.6	59.4	91.7
Guardrail Damage	86.5	89.2	83.0	78.8	87.4	100.0	86.7
Attenuators	73.1	86.1	100.0	65.5	81.5	62.9	73.6
Potholes	33.9	33.3	70.6	58.6	78.1	18.3	70.6
Rutting	42.5	100.0	97.3	96.9	91.8	10.2	83.6
Pavement Drop Off	38.0	49.3	97.3	25.3	100.0	54.0	72.5
Shoulder Drop Off	47.2	92.6	77.3	98.0	67.2	37.8	45.2
High Shoulder	96.5	83.2	100.0	71.9	97.7	82.7	82.4
Shoulder Potholes	70.2	76.0	97.5	77.2	100.0	56.7	93.8
Drains	42.9	93.9	67.7	97.4	64.4	29.0	95.4
Ditches	45.5	61.5	94.2	93.5	51.3	29.0	78.9
Curb and Gutter	NA	NA	NA	NA	NA	NA	NA
White Stripe	65.6	77.9	91.9	87.1	85.0	91.3	48.0
Yellow Stripe	47.2	40.4	58.2	69.2	49.0	39.8	36.7
Guide Signs	96.5	100.0	100.0	100.0	100.0	100.0	99.0
Guide Sign Assemblies	100.0	60.2	100.0	45.6	100.0	100.0	95.2
Warning and Reg. Signs	100.0	100.0	95.8	73.5	100.0	100.0	87.9
Warning and Reg. Sign Assemblies	85.8	87.6	100.0	90.9	100.0	100.0	58.8

Total Score **64.3** **73.2** **81.2** **73.6** **79.3** **57.3** **71.1**

