

MAINTENANCE CONDITION OF KENTUCKY HIGHWAYS



County Supplement Maintenance Rating Program - FY 2011

**Division of Maintenance
Operations and Pavement Management Branch
March 2011**



2011 MAINTENANCE RATING PROGRAM REPORT

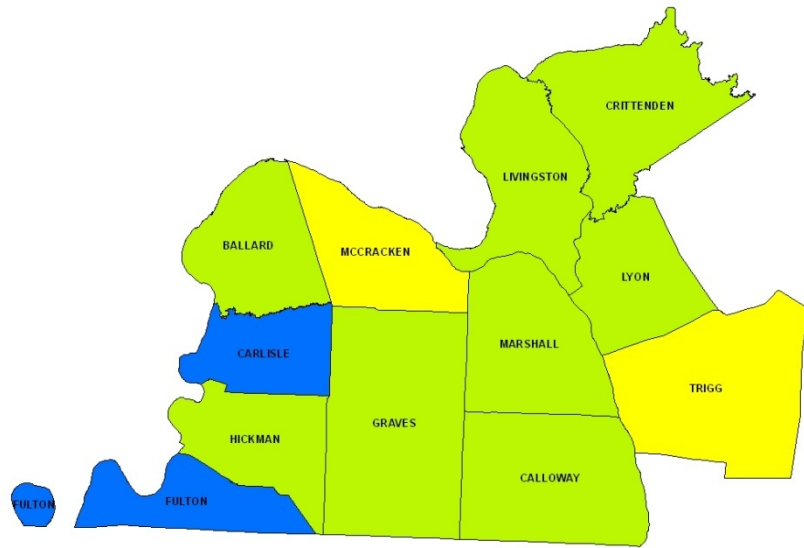
COUNTY SUPPLEMENT

Background

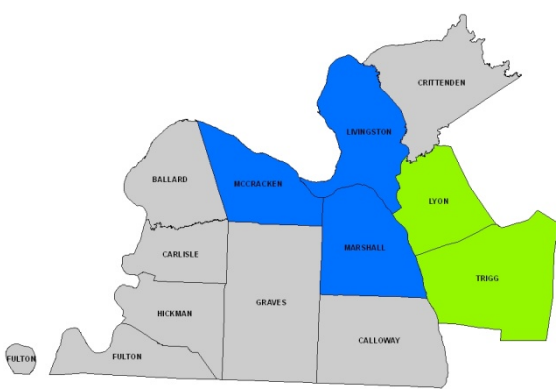
The University of Kentucky, Kentucky Transportation Center (KTC) conducted a telephone survey in 2010 to evaluate public perception of the maintenance activities of KYTC. A supplement in this report included a statistical analysis of the Maintenance Rating Program.

KTC concluded that Maintenance Rating Program data could be combined to produce county level results. Three years of data (2011, 2010, and 2009) were used for this supplement. The confidence levels and intervals are based on the size of the samples. County result confidence levels vary from 80% +/- 10% to 99% +/- 1% based on available road mileage.

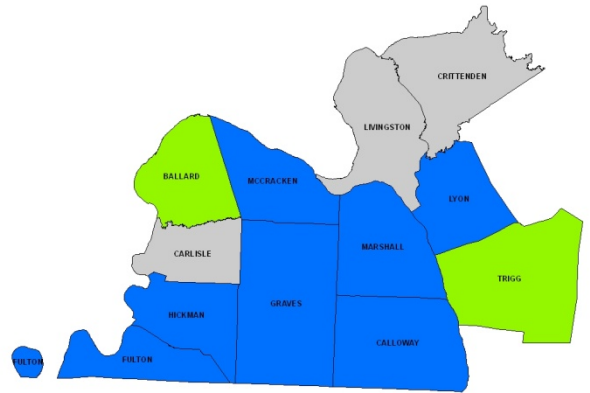
2011 Maintenance Rating Program Report



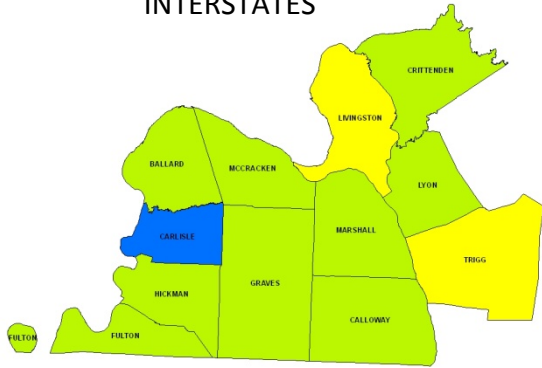
ALL ROADS



INTERSTATES



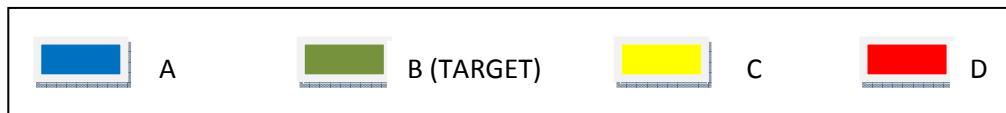
NATIONAL HIGHWAY SYSTEM



STATE PRIMARY AND SECONDARY



RURAL SECONDARY



District One Maintenance Levels of Service

District One Scores

Feature Description	BALLARD	CALLOWAY	CARLISLE	CRITTENDEN	FULTON	GRAVES	HICKMAN	LIVINGSTON	LYON	MARSHALL	MCCRACKEN	TRIGG
Rideability	75.1	74.5	76.3	73.3	73.1	73.8	71.1	74.4	76.7	76.5	69.5	78.1
Appearance	100.0	100.0	100.0	97.5	98.2	99.2	96.3	89.2	97.6	98.6	95.7	100.0
Vertical Clearance	79.8	81.7	90.5	94.9	69.6	66.4	61.8	76.2	96.8	89.7	74.7	93.9
Visual Obstructions	100.0	94.5	93.7	100.0	97.2	99.2	98.0	98.2	96.8	100.0	96.9	97.0
Fencing	NA	NA	NA	NA	NA	97.7	NA	NA	100.0	82.4	94.5	98.0
Guardrail Specifications	NA	NA	NA	NA	NA	97.7	NA	NA	100.0	89.6	94.8	NA
Guardrail Damage	NA	NA	NA	NA	NA	100.0	NA	NA	100.0	89.6	99.0	NA
Attenuators	NA	NA	NA	NA	NA	NA	NA	NA	NA	96.6	NA	NA
Potholes	92.0	94.5	92.1	100.0	95.9	94.9	100.0	94.3	99.5	92.0	73.9	77.9
Rutting	81.2	79.7	82.0	55.1	93.4	96.2	94.8	69.9	33.7	76.7	70.5	66.2
Pavement Drop Off	81.3	79.3	100.0	69.7	70.7	57.4	74.5	76.8	73.3	63.4	86.1	44.9
Shoulder Drop Off	75.9	85.1	85.6	74.9	96.7	77.3	93.2	73.9	90.2	70.3	75.3	63.5
High Shoulder	100.0	98.4	100.0	90.1	88.9	90.5	87.3	90.7	89.3	99.9	89.6	94.3
Shoulder Potholes	100.0	96.3	100.0	87.8	95.9	97.0	100.0	94.5	79.6	77.7	99.3	81.1
Drains	100.0	100.0	NA	97.1	95.3	93.4	98.2	70.4	86.2	74.5	71.9	81.4
Ditches	75.1	93.6	84.8	73.7	92.5	62.8	89.5	62.9	92.3	82.8	44.5	81.4
Curb and Gutter	NA	NA	NA	NA	NA	NA	NA	NA	NA	NA	NA	NA
White Stripe	100.0	95.6	NA	NA	NA	97.4	NA	NA	98.6	93.0	89.4	97.8
Yellow Stripe	90.1	98.4	93.7	92.4	100.0	93.8	93.6	97.4	100.0	100.0	93.6	96.8
Guide Signs	NA	88.0	NA	73.3	NA	86.8	NA	56.1	95.8	99.3	85.9	94.6
Guide Sign Assemblies	NA	87.9	NA	89.6	NA	NA	NA	NA	89.6	99.6	76.5	32.8
Warning and Reg. Signs	56.6	64.1	91.7	NA	NA	90.8	85.8	51.3	NA	71.3	72.4	72.2
Warning and Reg. Sign Assemblies	NA	65.5	NA	NA	NA	82.5	NA	NA	NA	62.6	NA	72.1
Total Score	86.5	87.7	96.6	88.4	90.7	86.6	89.5	84.5	85.0	84.2	79.7	79.5

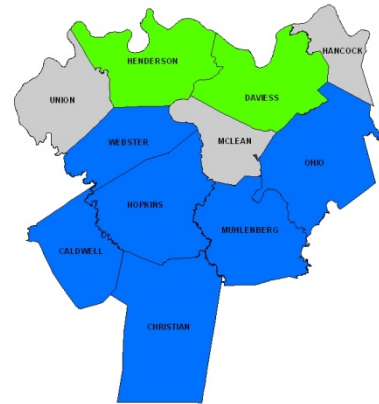
2011 Maintenance Rating Program Report



ALL ROADS



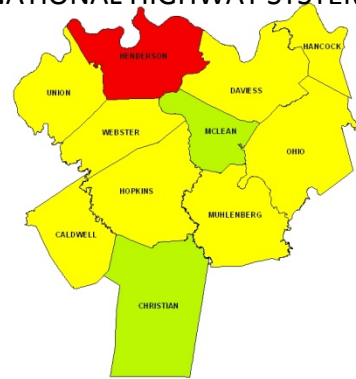
INTERSTATES



NATIONAL HIGHWAY SYSTEM



STATE PRIMARY AND SECONDARY



RURAL SECONDARY



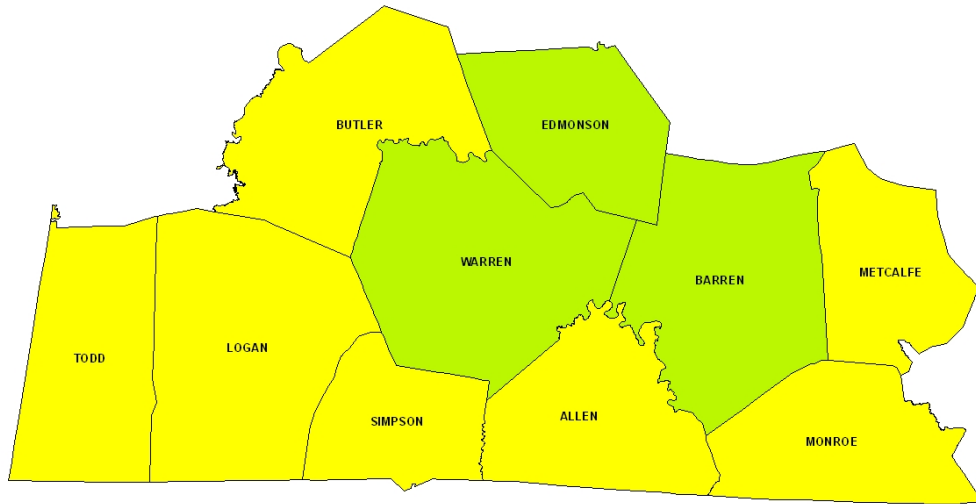
District Two Maintenance Levels of Service

District Two Scores

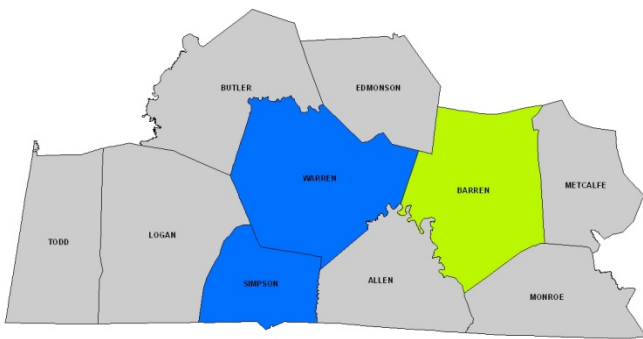
Feature Description	CALDWELL	CHRISTIAN	DAVISS	HANCOCK	HENDERSON	HOPKINS	MCLEAN	MUHLENBERG	OHIO	UNION	WEBSTER
Rideability	73.2	72.8	72.8	77.5	71.9	73.6	70.7	70.5	78.4	78.4	68.9
Appearance	78.5	89.9	97.8	98.1	93.9	90.6	83.2	88.6	95.2	93.1	98.3
Vertical Clearance	75.8	81.7	92.2	90.7	81.2	78.7	97.4	88.7	82.6	90.2	92.6
Visual Obstructions	92.8	92.8	97.5	94.4	89.9	92.1	100.0	92.3	98.4	97.9	98.3
Fencing	100.0	89.4	91.1	NA	47.1	90.1	NA	NA	NA	NA	NA
Guardrail Specifications	NA	100.0	80.2	NA	84.1	83.5	NA	NA	69.5	NA	NA
Guardrail Damage	NA	83.4	82.1	NA	70.9	86.9	NA	NA	80.5	NA	NA
Attenuators	NA	99.7	NA	NA	NA	NA	NA	NA	100.0	NA	NA
Potholes	39.5	80.7	55.8	90.7	51.9	93.2	78.4	85.7	64.4	59.5	36.7
Rutting	82.3	89.9	81.4	62.9	61.6	86.4	89.3	92.4	84.0	65.9	74.7
Pavement Drop Off	92.0	90.3	61.2	46.1	71.9	68.0	59.8	75.7	59.7	80.5	73.6
Shoulder Drop Off	70.8	69.8	76.0	62.0	41.2	78.4	78.0	70.7	54.1	53.7	57.5
High Shoulder	90.2	92.4	97.3	98.1	63.9	90.2	94.3	90.3	95.2	73.2	78.7
Shoulder Potholes	64.4	86.7	57.1	81.3	82.5	67.5	93.6	78.2	50.6	62.7	68.1
Drains	81.8	86.0	80.1	NA	81.6	91.5	84.7	83.9	85.8	33.5	72.2
Ditches	86.5	73.2	66.8	90.3	75.5	75.6	65.9	80.7	84.6	69.1	67.7
Curb and Gutter	NA	NA	NA	NA	NA	NA	NA	NA	NA	NA	NA
White Stripe	NA	100.0	86.2	NA	99.3	100.0	NA	NA	100.0	NA	NA
Yellow Stripe	NA	100.0	94.4	96.0	95.7	98.4	94.6	75.9	89.7	97.1	98.0
Guide Signs	NA	99.0	92.9	NA	81.4	100.0	100.0	90.9	64.6	NA	89.5
Guide Sign Assemblies	NA	97.2	87.1	NA	NA	100.0	NA	NA	77.8	NA	NA
Warning and Reg. Signs	100.0	96.1	86.9	68.0	88.8	89.0	100.0	72.7	18.4	60.1	83.9
Warning and Reg. Sign Assemblies	94.6	90.9	94.0	93.0	87.9	87.3	NA	100.0	71.6	NA	NA

Total Score **80.4** **85.4** **81.6** **88.0** **75.6** **85.1** **90.6** **82.6** **77.1** **78.4** **78.2**

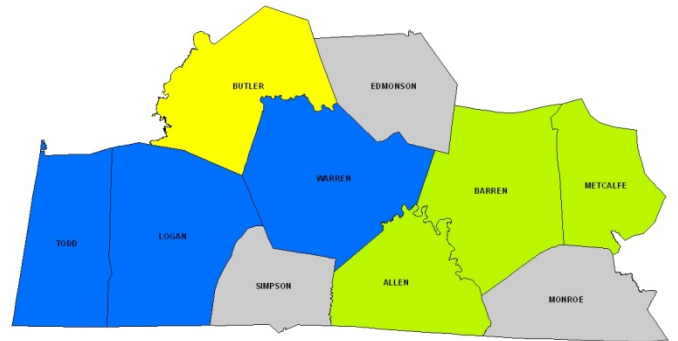
2011 Maintenance Rating Program Report



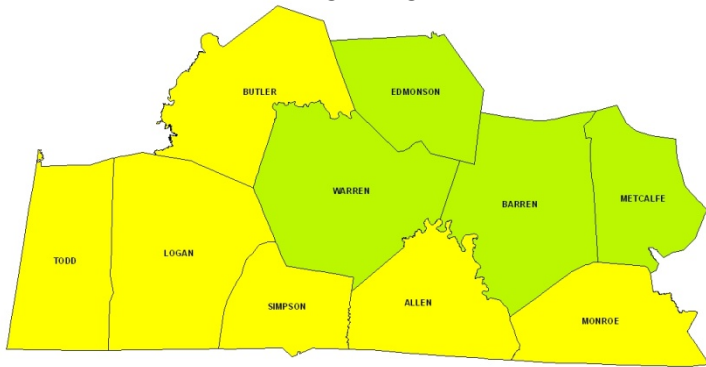
ALL ROADS



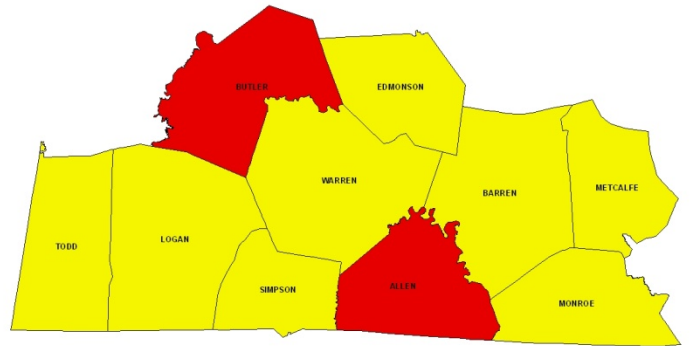
INTERSTATES



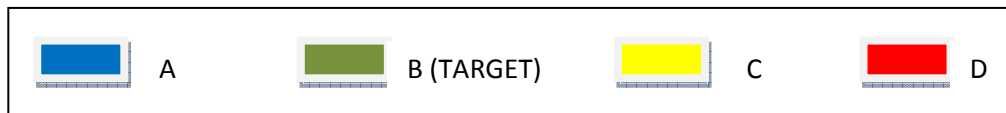
NATIONAL HIGHWAY SYSTEM



STATE PRIMARY AND SECONDARY



RURAL SECONDARY



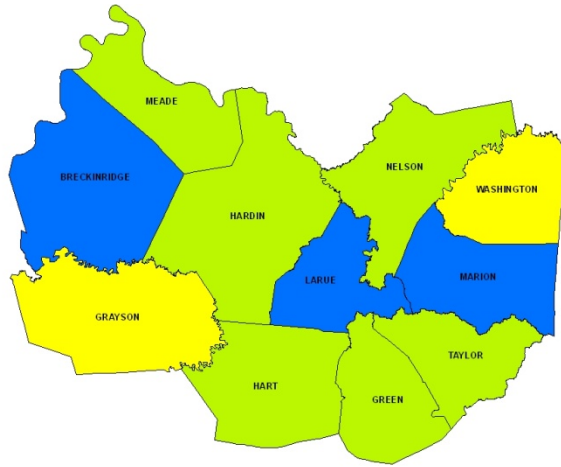
District Three Maintenance Levels of Service

District Three Scores

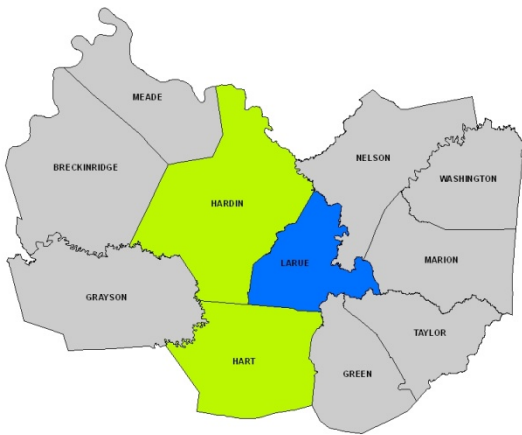
Feature Description	ALLEN	BARREN	BUTLER	EDMONSON	LOGAN	METCALFE	MONROE	SIMPSON	TODD	WARREN
Rideability	78.5	80.7	75.0	77.3	75.9	78.1	77.1	79.3	76.7	81.0
Appearance	83.6	86.8	83.1	97.9	90.4	90.8	85.2	92.6	90.8	85.2
Vertical Clearance	61.9	64.7	55.5	67.3	77.1	39.0	49.7	84.5	84.3	64.8
Visual Obstructions	83.1	90.7	70.0	80.9	80.2	80.5	68.3	80.6	80.0	80.8
Fencing	74.8	100.0	100.0	NA	100.0	100.0	NA	100.0	NA	97.6
Guardrail Specifications	NA	78.6	NA	NA	NA	NA	NA	NA	NA	73.5
Guardrail Damage	NA	90.6	NA	NA	NA	NA	NA	NA	NA	86.0
Attenuators	NA	96.1	NA	NA	NA	NA	NA	NA	NA	97.2
Potholes	100.0	97.5	75.6	92.4	87.7	87.3	74.3	79.6	93.8	87.4
Rutting	87.7	87.3	81.0	96.6	75.5	91.4	84.9	79.5	87.4	91.2
Pavement Drop Off	90.9	80.0	73.1	79.0	67.9	88.8	97.9	78.4	73.5	70.7
Shoulder Drop Off	44.7	74.7	47.8	52.2	55.2	53.8	55.3	56.4	54.4	54.7
High Shoulder	84.8	56.5	79.6	78.8	78.5	75.5	71.1	59.4	80.9	79.0
Shoulder Potholes	70.5	80.4	63.6	48.1	61.0	61.1	73.9	31.8	83.8	69.7
Drains	76.2	77.6	60.9	73.2	63.1	71.1	75.9	72.2	54.8	80.8
Ditches	58.5	51.3	54.5	53.8	60.3	54.4	54.3	66.3	49.5	74.1
Curb and Gutter	NA	NA	NA	NA	NA	NA	NA	NA	NA	73.6
White Stripe	95.3	96.4	100.0	NA	100.0	NA	NA	NA	100.0	97.0
Yellow Stripe	96.2	90.8	100.0	97.1	96.7	92.8	88.4	97.3	100.0	97.3
Guide Signs	93.1	95.8	49.4	72.2	55.4	NA	NA	90.0	NA	99.8
Guide Sign Assemblies	NA	79.7	NA	NA	55.5	NA	NA	38.7	NA	79.6
Warning and Reg. Signs	16.0	88.4	29.9	77.4	70.4	85.5	62.2	74.7	71.1	92.6
Warning and Reg. Sign Assemblies	10.3	99.2	46.3	93.5	83.7	86.2	68.1	67.8	68.6	95.9

Total Score 75.0 81.9 71.2 83.1 76.2 78.9 79.6 78.6 79.4 82.3

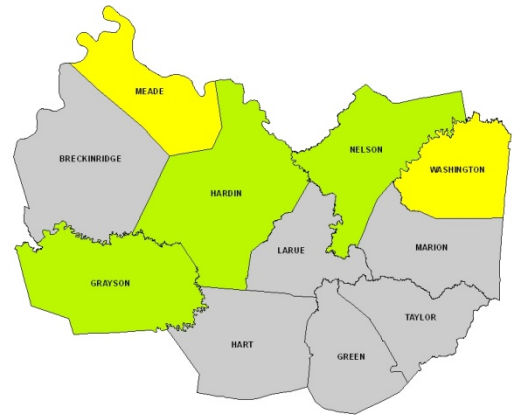
2011 Maintenance Rating Program Report



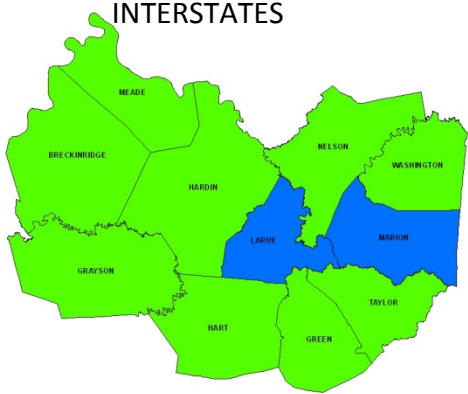
ALL ROADS



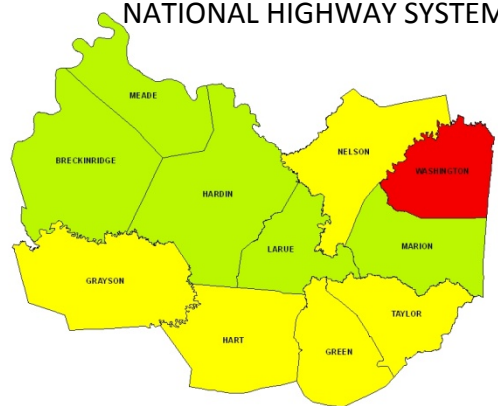
INTERSTATES



NATIONAL HIGHWAY SYSTEM



STATE PRIMARY AND SECONDARY



RURAL SECONDARY



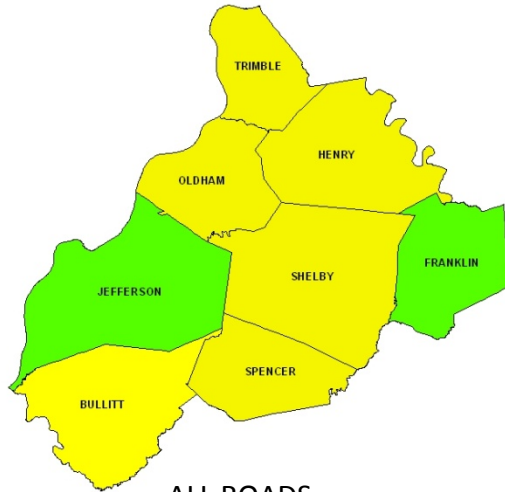
District Four Maintenance Levels of Service

District Four Scores

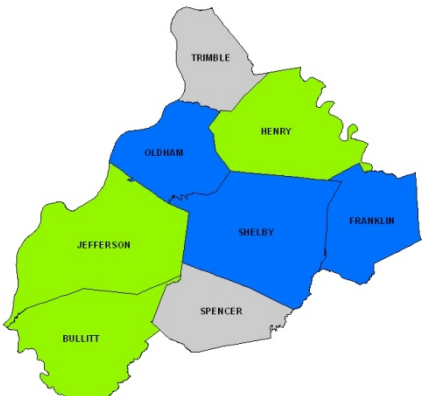
Feature Description	BRECKINRIDGE	GRAYSON	GREEN	HARDIN	HART	LARUE	MARION	MEADE	NELSON	TAYLOR	WASHINGTON
Rideability	72.8	73.9	77.8	77.9	73.6	77.6	74.5	76.3	75.2	74.7	69.8
Appearance	97.5	94.0	93.3	78.9	67.2	92.1	88.9	87.1	77.9	84.3	81.1
Vertical Clearance	85.6	84.9	51.1	71.6	44.0	80.0	80.5	77.7	73.0	56.8	61.2
Visual Obstructions	95.1	95.7	86.1	98.6	91.2	98.0	100.0	98.6	94.0	97.2	79.5
Fencing	NA	100.0	NA	63.1	73.6	NA	NA	NA	98.0	NA	NA
Guardrail Specifications	NA	96.4	NA	73.0	49.3	NA	NA	NA	75.7	NA	NA
Guardrail Damage	NA	79.4	NA	93.4	60.8	NA	NA	NA	90.8	NA	NA
Attenuators	NA	NA	NA	100.0	NA	NA	NA	NA	100.0	NA	NA
Potholes	90.8	58.4	76.3	92.6	85.2	100.0	93.1	89.7	86.6	93.0	21.6
Rutting	92.1	92.0	97.2	92.5	89.4	87.0	97.2	90.7	98.8	86.5	89.4
Pavement Drop Off	81.6	68.0	69.9	85.3	58.3	76.8	77.7	50.1	77.9	73.6	74.7
Shoulder Drop Off	85.4	49.8	68.8	72.5	75.3	86.8	77.8	64.6	66.0	82.0	68.8
High Shoulder	85.3	79.7	100.0	94.2	88.7	96.4	97.2	79.5	89.7	92.7	65.8
Shoulder Potholes	97.1	62.4	69.4	89.5	64.6	100.0	100.0	87.0	69.8	76.1	85.0
Drains	74.5	74.3	NA	82.9	93.2	75.6	85.7	78.1	74.2	NA	NA
Ditches	81.0	83.6	65.7	83.2	89.2	94.2	82.8	84.5	87.5	81.2	81.6
Curb and Gutter	NA	NA	NA	NA	NA	NA	NA	NA	NA	NA	NA
White Stripe	NA	NA	NA	87.6	NA	100.0	NA	95.1	94.1	NA	NA
Yellow Stripe	89.5	90.9	96.0	92.3	97.9	95.0	94.3	94.3	98.0	88.9	97.1
Guide Signs	96.0	79.4	NA	99.8	93.9	100.0	NA	87.2	88.5	100.0	NA
Guide Sign Assemblies	NA	100.0	NA	99.1	86.6	100.0	NA	NA	100.0	NA	NA
Warning and Reg. Signs	78.1	45.0	NA	99.4	53.5	NA	NA	65.1	93.4	NA	NA
Warning and Reg. Sign Assemblies	100.0	100.0	NA	92.9	NA	NA	NA	NA	85.9	NA	NA

Total Score **90.3** **79.7** **85.7** **87.0** **81.0** **81.0** **92.4** **92.7** **82.7** **85.2** **86.8** **73.4**

2011 Maintenance Rating Program Report



ALL ROADS



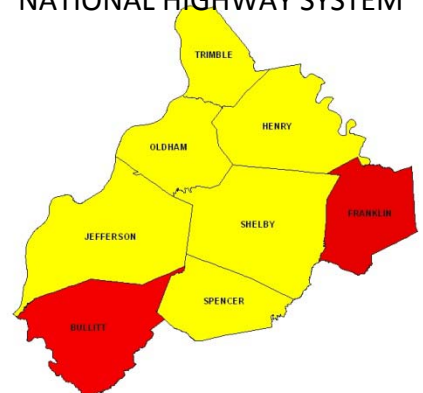
INTERSTATES



NATIONAL HIGHWAY SYSTEM



STATE PRIMARY AND SECONDARY



RURAL SECONDARY

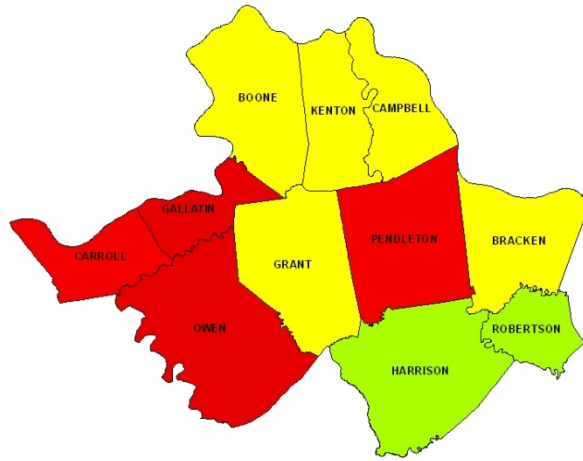


District Five Maintenance Levels of Service

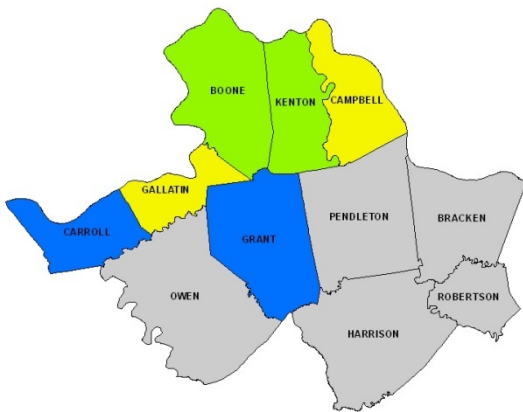
District Five Scores

Feature Description	BULLITT	FRANKLIN	HENRY	JEFFERSON	OLDHAM	SHELBY	SPENCER	TRIMBLE
Rideability	72.4	74.7	68.9	65.7	73.1	71.9	71.9	71.3
Appearance	95.6	86.9	95.7	94.6	93.6	91.7	93.0	97.1
Vertical Clearance	79.9	75.5	82.2	85.5	59.6	86.9	67.3	83.1
Visual Obstructions	97.2	81.0	91.6	96.5	90.0	93.0	80.3	87.3
Fencing	NA	NA	89.7	98.6	NA	100.0	NA	100.0
Guardrail Specifications	NA	93.0	NA	67.6	NA	70.3	NA	100.0
Guardrail Damage	NA	79.6	NA	88.3	NA	83.1	NA	100.0
Attenuators	NA	NA	NA	91.8	NA	89.8	NA	100.0
Potholes	57.6	74.4	62.7	58.5	84.6	45.1	73.4	75.5
Rutting	50.3	71.5	65.6	67.0	62.9	64.3	76.6	61.9
Pavement Drop Off	37.4	86.2	82.7	70.7	66.0	53.2	76.3	60.6
Shoulder Drop Off	35.9	62.4	59.3	63.3	51.2	47.8	56.1	57.8
High Shoulder	97.6	84.8	92.8	87.4	96.2	87.9	94.2	93.0
Shoulder Potholes	12.3	58.3	50.1	31.0	41.5	39.5	70.4	57.9
Drains	80.7	NA	66.4	90.8	70.3	82.8	88.6	64.5
Ditches	79.5	85.1	85.0	91.5	82.0	93.3	95.6	86.7
Curb and Gutter	NA	NA	NA	67.5	NA	100.0	NA	NA
White Stripe	100.0	NA	100.0	96.8	88.9	97.7	NA	95.4
Yellow Stripe	100.0	94.3	98.2	96.8	71.5	100.0	96.7	100.0
Guide Signs	83.5	NA	84.4	87.1	87.3	84.7	53.3	86.4
Guide Sign Assemblies	95.4	NA	NA	95.5	96.2	93.9	NA	100.0
Warning and Reg. Signs	73.5	69.0	51.7	78.5	72.6	62.5	60.2	18.8
Warning and Reg. Sign Assemblies	100.0	92.7	68.3	92.6	84.8	83.8	73.9	90.0
Total Score	71.0	81.6	79.2	80.4	77.2	78.5	77.1	76.4

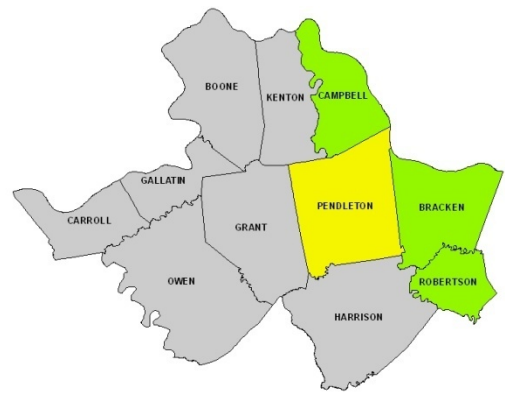
2011 Maintenance Rating Program Report



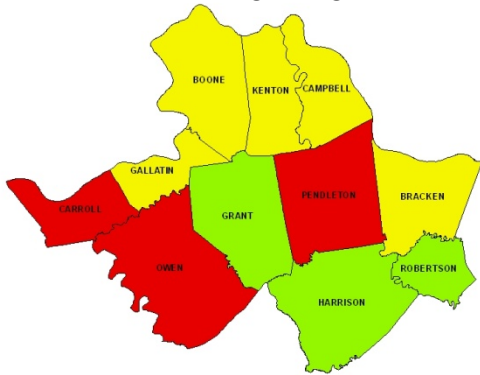
ALL ROADS



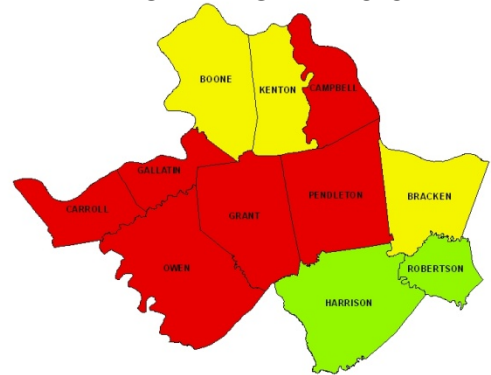
INTERSTATES



NATIONAL HIGHWAY SYSTEM



STATE PRIMARY AND SECONDARY



RURAL SECONDARY



District Six Maintenance Levels of Service

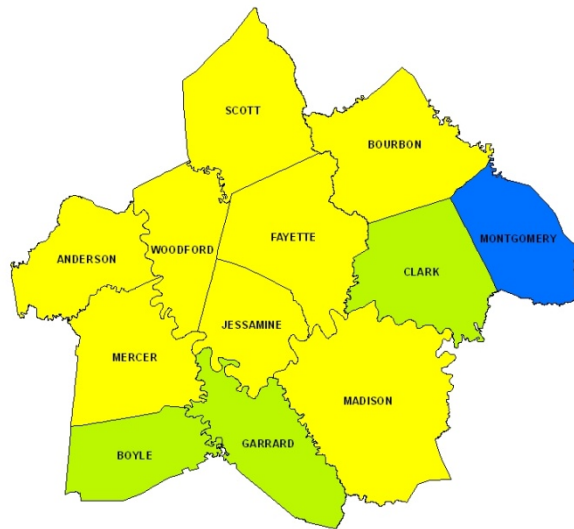
District Six Scores

Feature Description	BOONE	BRACKEN	CAMPBELL	CARROLL	GALLATIN	GRANT	HARRISON	KENTON	OWEN	PENDLETON	ROBERTSON
Rideability	69.0	67.8	65.0	69.4	70.2	64.8	73.7	63.9	70.9	66.7	69.3
Appearance	88.6	92.1	88.9	79.1	90.2	97.5	95.2	93.5	77.9	84.0	80.8
Vertical Clearance	59.4	68.7	66.9	64.3	80.0	83.4	95.3	67.3	75.7	46.1	85.1
Visual Obstructions	50.8	74.4	83.3	77.2	77.0	86.5	89.8	80.5	88.5	60.6	96.9
Fencing	100.0	NA	96.8	NA	NA	95.8	NA	91.3	81.9	NA	NA
Guardrail Specifications	58.6	95.9	68.1	NA	NA	NA	NA	66.7	NA	NA	NA
Guardrail Damage	56.9	99.6	84.8	NA	NA	NA	NA	64.9	NA	NA	NA
Attenuators	NA	100.0	71.1	NA	NA	NA	NA	NA	NA	NA	NA
Potholes	46.4	86.4	62.4	12.9	51.9	74.2	87.9	60.6	55.2	26.7	89.2
Rutting	82.6	62.6	80.4	33.1	39.6	69.2	96.2	86.4	26.9	70.7	100.0
Pavement Drop Off	86.0	69.1	63.0	21.3	26.8	70.1	77.2	69.6	25.0	52.3	71.3
Shoulder Drop Off	72.9	46.2	67.8	50.9	63.4	59.5	85.9	71.5	54.1	39.7	78.9
High Shoulder	85.1	84.2	84.1	69.6	92.1	87.5	95.2	76.2	75.1	73.0	85.1
Shoulder Potholes	68.7	78.7	81.9	43.3	62.6	78.4	87.9	78.8	45.4	50.4	78.4
Drains	97.0	62.5	80.6	41.8	66.3	68.5	NA	82.0	27.3	NA	63.9
Ditches	53.8	56.4	57.0	48.8	75.1	67.9	87.8	49.4	72.4	45.5	82.0
Curb and Gutter	NA	NA	61.6	NA	NA	NA	NA	NA	NA	NA	NA
White Stripe	NA	NA	NA	NA	NA	NA	NA	NA	NA	NA	NA
Yellow Stripe	NA	NA	NA	NA	NA	NA	NA	NA	100.0	96.1	NA
Guide Signs	95.0	100.0	36.3	NA	100.0	97.2	80.8	80.0	100.0	57.0	NA
Guide Sign Assemblies	100.0	100.0	99.4	NA	NA	100.0	NA	39.2	NA	67.9	NA
Warning and Reg. Signs	90.9	97.7	76.8	62.7	51.2	77.9	39.9	90.0	82.9	63.4	NA
Warning and Reg. Sign Assemblies	77.5	75.0	89.7	NA	80.9	72.4	73.6	93.7	83.0	61.3	NA

Total Score

76.6 78.4 72.2 57.2 68.6 78.2 88.4 76.0 69.3 62.5 87.1

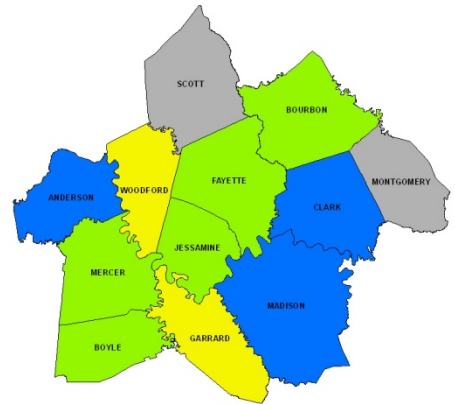
2011 Maintenance Rating Program Report



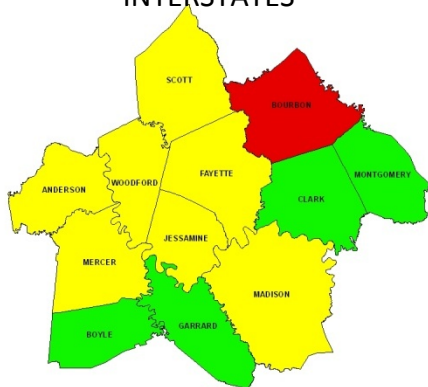
ALL ROADS



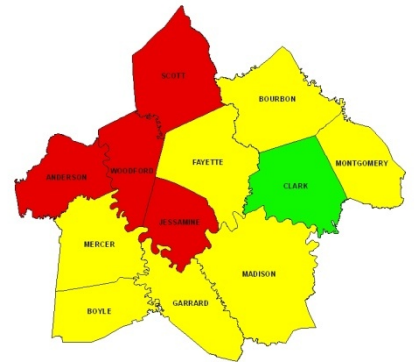
INTERSTATES



NATIONAL HIGHWAY SYSTEM



STATE PRIMARY AND SECONDARY



RURAL SECONDARY



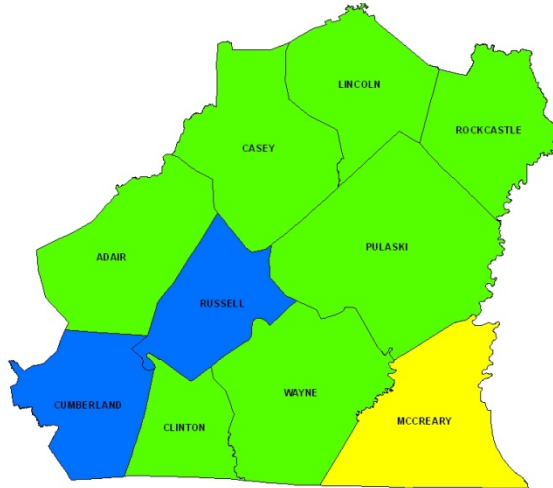
District Seven Maintenance Levels of Service

District Seven Scores

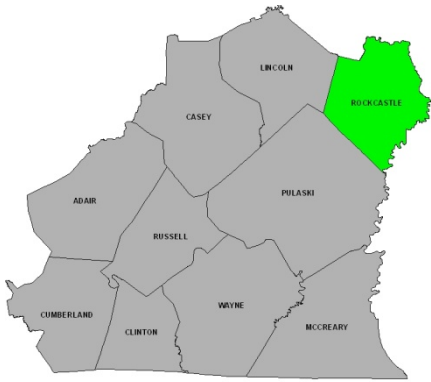
Feature Description	ANDERSON	BOURBON	BOYLE	CLARK	FAYETTE	GARRARD	JESSAMINE	MADISON	MERCER	MONTGOMERY	SCOTT	WOODFORD
Rideability	65.8	71.1	75.6	74.7	72.5	71.0	70.9	75.4	72.7	78.4	66.9	73.4
Appearance	81.3	90.1	87.5	96.2	94.8	96.8	75.2	87.2	83.8	91.0	78.2	87.3
Vertical Clearance	72.1	80.4	72.2	75.4	76.6	73.1	47.5	89.7	46.7	86.5	41.8	35.5
Visual Obstructions	73.9	79.9	85.8	96.0	96.9	73.8	86.1	83.6	74.8	97.7	93.9	82.2
Fencing	NA	NA	NA	100.0	97.4	NA	NA	83.7	NA	NA	100.0	NA
Guardrail Specifications	89.6	NA	NA	94.5	98.7	NA	NA	95.0	NA	NA	NA	NA
Guardrail Damage	87.6	NA	NA	83.5	83.6	NA	NA	78.7	NA	NA	NA	NA
Attenuators	NA	NA	NA	NA	96.3	NA	NA	NA	NA	NA	NA	NA
Potholes	78.1	72.3	88.6	94.3	83.7	86.7	68.3	72.2	72.1	80.7	74.6	70.2
Rutting	41.6	82.5	65.9	83.6	78.0	85.9	79.1	75.9	67.1	86.9	71.3	95.3
Pavement Drop Off	88.2	95.4	97.7	91.3	83.2	99.3	83.7	87.7	92.3	97.7	54.9	76.1
Shoulder Drop Off	57.9	64.3	75.5	67.0	69.2	72.1	61.4	64.8	79.2	52.1	46.6	56.3
High Shoulder	66.4	79.9	69.3	89.0	62.1	63.8	52.5	60.0	72.0	86.0	73.5	67.5
Shoulder Potholes	82.3	51.2	85.7	74.7	87.7	82.4	88.9	79.6	82.9	83.5	55.3	77.3
Drains	95.4	80.1	84.1	NA	84.0	75.7	76.6	88.6	82.3	88.9	73.0	67.7
Ditches	67.4	71.0	81.9	84.9	76.6	67.3	43.4	81.9	76.0	93.7	69.8	75.9
Curb and Gutter	NA	NA	NA	NA	98.1	NA	NA	NA	NA	NA	NA	NA
White Stripe	NA	NA	NA	NA	NA	NA	NA	NA	NA	NA	NA	NA
Yellow Stripe	NA	NA	NA	NA	NA	NA	NA	NA	NA	NA	NA	NA
Guide Signs	NA	56.0	NA	NA	79.4	NA	NA	96.2	NA	NA	NA	53.8
Guide Sign Assemblies	NA	NA	NA	NA	97.7	NA	NA	89.2	NA	NA	NA	NA
Warning and Reg. Signs	76.9	4.9	72.5	77.5	59.9	87.5	34.5	83.4	60.0	60.4	27.0	57.0
Warning and Reg. Sign Assemblies	NA	NA	82.8	78.9	27.1	NA	42.2	NA	68.4	93.3	NA	NA

Total Score 76.3 77.1 82.9 83.8 78.5 82.6 70.6 79.8 78.5 90.8 73.3 73.4

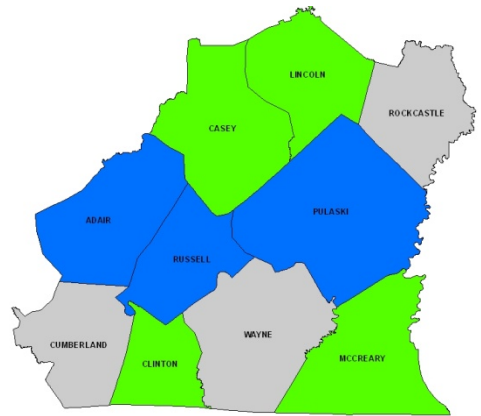
2011 Maintenance Rating Program Report



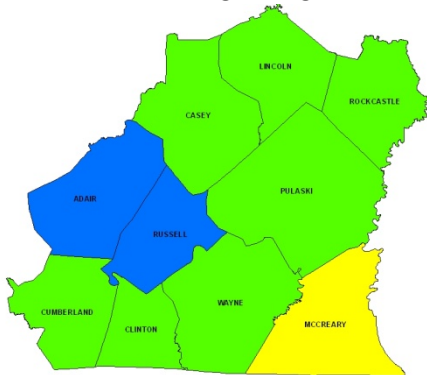
ALL ROADS



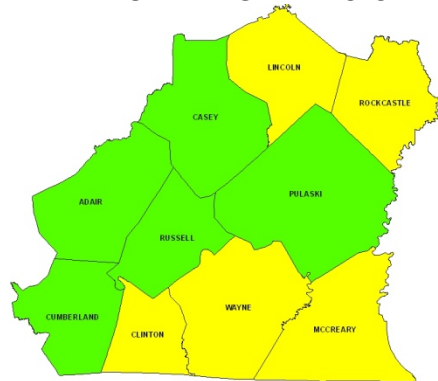
INTERSTATES



NATIONAL HIGHWAY SYSTEM



STATE PRIMARY AND SECONDARY



RURAL SECONDARY



District Eight Maintenance Levels of Service

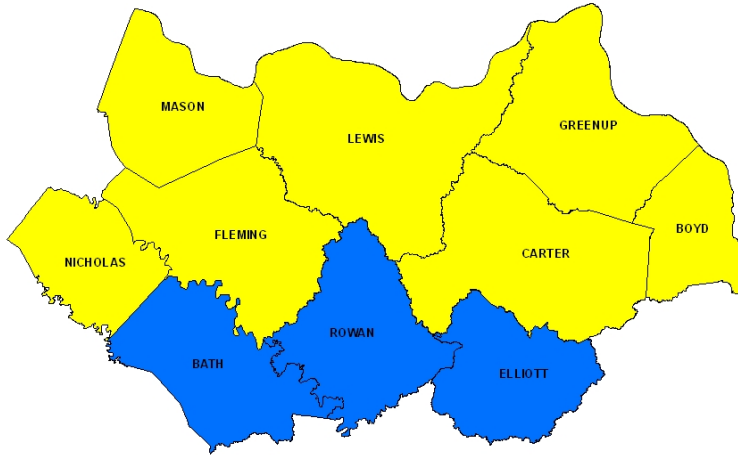
District Eight Scores

Feature Description	ADAIR	CASEY	CLINTON	CUMBERLAND	LINCOLN	MCCRARY	PULASKI	ROCKCASTLE	RUSSELL	WAYNE
Rideability	79.7	77.1	75.5	76.9	78.0	75.5	76.8	72.9	77.5	74.7
Appearance	83.9	100.0	87.1	80.7	99.8	91.2	98.6	92.4	94.6	84.1
Vertical Clearance	87.4	69.2	73.4	98.4	74.4	55.8	73.7	63.0	87.8	68.9
Visual Obstructions	100.0	85.9	92.7	98.4	92.3	86.7	67.3	73.8	100.0	96.4
Fencing	65.3	NA	NA	NA	52.1	NA	100.0	99.9	70.0	NA
Guardrail Specifications	72.6	87.0	NA	NA	75.0	61.5	80.6	90.1	82.3	NA
Guardrail Damage	82.9	90.2	NA	NA	85.4	89.1	90.5	90.5	89.1	NA
Attenuators	NA	100.0	NA	NA	100.0	100.0	95.3	99.3	NA	NA
Potholes	96.4	95.0	82.3	100.0	81.4	83.3	99.2	72.3	100.0	91.1
Rutting	99.2	89.4	81.2	95.3	83.2	83.9	98.6	78.9	100.0	90.3
Pavement Drop Off	92.6	93.5	69.8	97.1	84.2	75.1	85.8	74.4	100.0	72.9
Shoulder Drop Off	91.0	58.7	56.1	91.1	61.7	19.7	45.8	74.1	91.5	47.1
High Shoulder	87.7	96.9	91.6	89.6	86.6	85.8	84.0	81.6	80.8	96.4
Shoulder Potholes	100.0	78.3	92.2	100.0	87.9	70.3	86.5	86.1	100.0	87.6
Drains	81.0	80.8	77.9	83.6	70.5	52.6	90.6	59.3	91.5	61.4
Ditches	45.1	78.2	61.9	45.0	41.2	38.3	72.3	46.0	68.2	46.1
Curb and Gutter	NA	NA	NA	NA	NA	NA	NA	NA	NA	NA
White Stripe	83.9	88.7	82.5	92.1	90.1	61.2	83.1	NA	90.1	100.0
Yellow Stripe	83.1	98.6	97.5	96.8	91.6	88.0	98.0	86.6	96.6	96.4
Guide Signs	87.2	93.2	NA	76.6	96.2	85.2	95.4	78.2	94.4	90.5
Guide Sign Assemblies	100.0	100.0	NA	NA	NA	77.1	100.0	63.6	98.0	NA
Warning and Reg. Signs	60.1	95.7	92.0	19.0	89.5	79.5	100.0	94.6	93.9	83.7
Warning and Reg. Sign Assemblies	100.0	99.1	99.1	100.0	100.0	88.1	100.0	NA	94.9	91.3

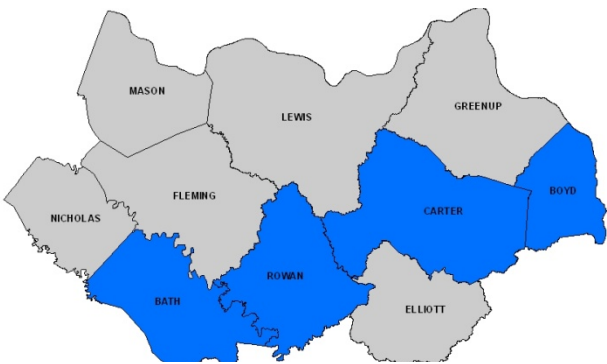
Total Score

86.0 86.9 82.7 91.3 82.2 74.7 86.1 83.5 91.7 87.5

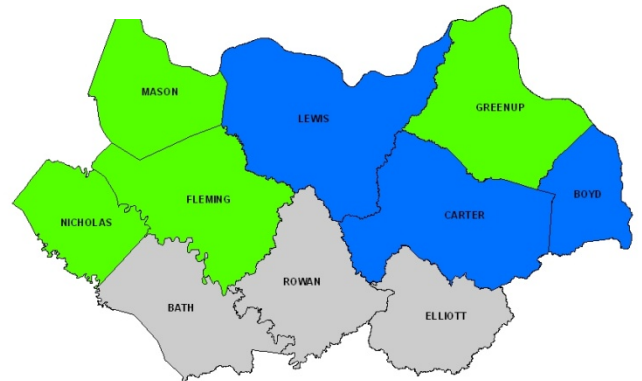
2011 Maintenance Rating Program Report



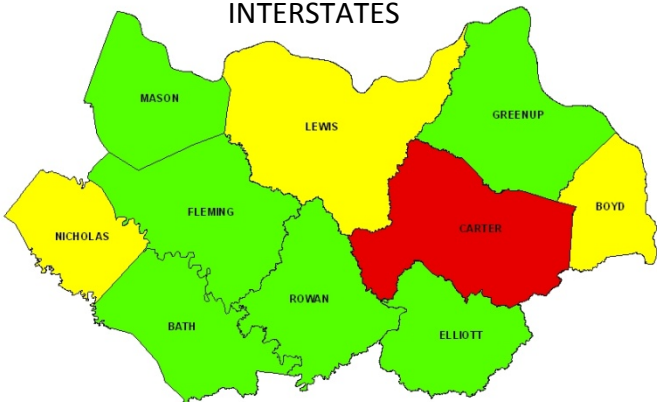
ALL ROADS



INTERSTATES



NATIONAL HIGHWAY SYSTEM



STATE PRIMARY AND SECONDARY



RURAL SECONDARY



District Nine Maintenance Levels of Service

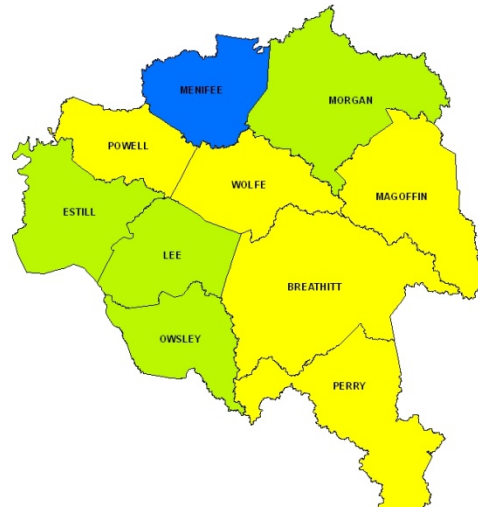
District Nine Scores

Feature Description	BATH	BOYD	CARTER	ELLIOTT	FLEMING	GREENUP	LEWIS	MASON	NICHOLAS	ROWAN
Rideability	76.4	72.5	78.1	72.4	73.9	74.6	73.9	69.2	70.3	77.1
Appearance	100.0	93.7	88.7	92.8	95.0	83.4	100.0	85.6	87.9	100.0
Vertical Clearance	79.8	40.5	49.8	75.2	71.1	48.1	55.1	59.9	43.3	73.9
Visual Obstructions	96.7	95.9	75.6	97.2	98.0	97.5	74.8	85.7	86.1	98.7
Fencing	88.5	NA	99.4	NA	NA	92.0	90.9	NA	NA	100.0
Guardrail Specifications	73.9	NA	73.0	NA	NA	77.1	64.1	54.0	NA	82.0
Guardrail Damage	90.0	NA	68.7	NA	NA	82.6	75.5	86.6	NA	85.9
Attenuators	84.3	NA	87.6	NA	NA	NA	84.8	97.8	NA	85.3
Potholes	92.5	55.2	81.0	100.0	52.7	73.8	65.6	68.1	74.7	100.0
Rutting	96.9	95.0	89.7	85.8	82.0	95.1	81.9	70.5	81.6	97.0
Pavement Drop Off	54.6	47.3	45.1	69.7	50.4	65.2	60.8	59.8	22.7	68.5
Shoulder Drop Off	76.2	68.6	75.6	79.2	82.8	72.8	63.8	75.7	78.0	87.1
High Shoulder	82.3	53.8	60.1	90.6	68.9	70.0	85.9	53.0	60.8	74.4
Shoulder Potholes	92.5	77.3	74.8	96.3	78.6	71.7	69.1	81.0	79.9	100.0
Drains	85.8	80.6	59.3	97.4	77.4	77.5	76.4	85.5	95.5	91.9
Ditches	68.8	61.7	65.2	75.4	70.2	67.6	58.7	61.3	50.2	58.4
Curb and Gutter	NA	NA	NA	NA	NA	NA	NA	NA	NA	NA
White Stripe	87.4	90.1	70.4	NA	91.2	99.2	85.1	93.8	100.0	81.3
Yellow Stripe	92.1	80.7	73.8	68.2	86.3	88.6	78.0	90.4	84.5	71.2
Guide Signs	94.2	NA	100.0	NA	75.4	84.2	64.1	83.8	51.4	99.6
Guide Sign Assemblies	93.9	NA	81.1	NA	NA	100.0	77.9	95.9	NA	65.4
Warning and Reg. Signs	100.0	70.4	55.8	NA	80.3	62.2	76.1	96.1	86.0	99.5
Warning and Reg. Sign Assemblies	100.0	NA	NA	NA	100.0	76.7	86.4	91.3	93.3	93.7

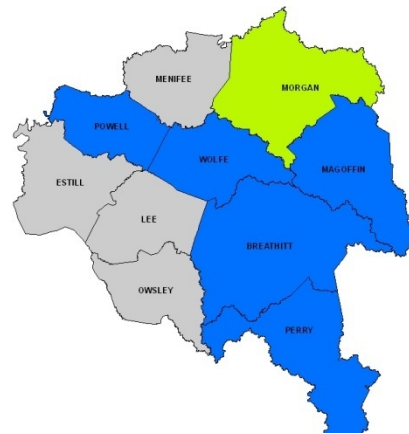
Total Score

90.8 73.6 72.8 92.5 79.8 79.8 79.8 76.1 78.4 74.6 90.6

2011 Maintenance Rating Program Report



ALL ROADS



NATIONAL HIGHWAY SYSTEM



STATE PRIMARY AND SECONDARY



RURAL SECONDARY



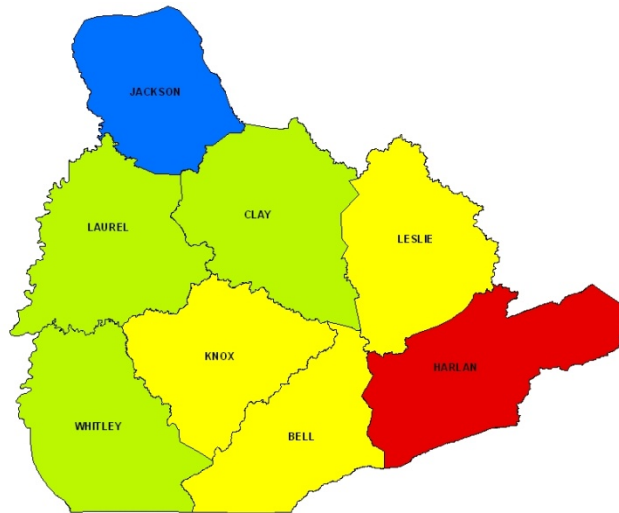
District Ten Maintenance Levels of Service

District Ten Scores

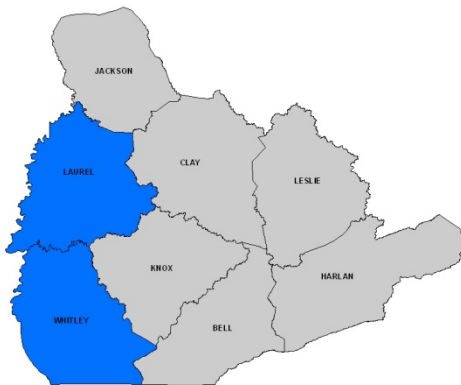
Feature Description	BREATHIT	ESTILL	LEF	MAGOFFIN	MENIFEE	MORGAN	OWSLEY	PERRY	POWELL	WOLFE
Rideability	64.3	72.1	68.3	56.5	78.6	72.6	60.6	66.3	66.1	66.8
Appearance	92.2	91.4	100.0	93.8	96.4	95.8	88.3	85.5	92.4	95.7
Vertical Clearance	37.3	42.5	40.7	36.8	55.1	37.0	67.4	43.6	43.9	54.0
Visual Obstructions	83.4	88.9	82.0	85.4	90.1	96.1	78.2	73.2	95.6	75.9
Fencing	NA	NA	NA	21.1	NA	NA	NA	91.7	82.1	94.3
Guardrail Specifications	83.3	NA	NA	98.0	NA	NA	NA	85.2	87.3	72.7
Guardrail Damage	98.1	NA	NA	93.9	NA	NA	NA	95.1	86.4	86.2
Attenuators	97.2	NA	NA	93.0	NA	NA	NA	74.6	75.7	80.9
Potholes	74.8	92.2	100.0	64.6	91.7	95.5	100.0	86.2	86.9	76.0
Rutting	82.5	92.3	83.8	97.2	92.9	96.2	93.1	80.8	94.9	83.1
Pavement Drop Off	81.7	75.1	65.0	73.1	78.6	83.2	82.8	74.8	74.3	61.7
Shoulder Drop Off	61.6	67.4	82.0	84.1	69.0	87.2	82.0	78.5	63.7	66.8
High Shoulder	91.3	68.1	89.8	95.3	96.4	93.5	86.0	67.3	83.4	81.4
Shoulder Potholes	88.1	100.0	89.6	86.0	91.7	75.0	92.2	68.2	81.6	91.8
Drains	72.5	85.7	90.3	69.8	NA	82.3	76.1	73.5	50.7	81.5
Ditches	63.6	91.6	84.6	59.5	78.5	74.7	88.6	46.3	70.9	82.6
Curb and Gutter	NA	NA	NA	NA	NA	NA	NA	NA	NA	NA
White Stripe	83.5	95.5	NA	80.6	NA	93.1	NA	81.3	NA	92.4
Yellow Stripe	69.2	87.5	80.1	54.5	81.7	78.8	75.9	71.8	78.8	69.9
Guide Signs	97.9	100.0	NA	94.5	NA	NA	100.0	97.2	NA	98.7
Guide Sign Assemblies	83.6	NA	NA	100.0	NA	NA	100.0	100.0	NA	100.0
Warning and Reg. Signs	90.2	91.9	100.0	99.5	87.8	97.1	100.0	93.3	90.1	89.0
Warning and Reg. Sign Assemblies	92.8	NA	96.2	100.0	100.0	93.1	100.0	93.6	NA	92.5

Total Score 78.0 88.1 88.6 76.7 90.7 84.7 89.6 75.7 78.7 78.2

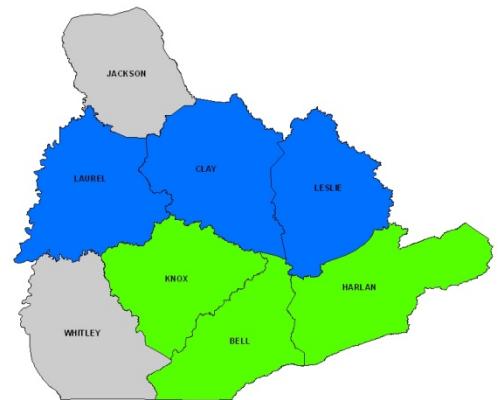
2011 Maintenance Rating Program Report



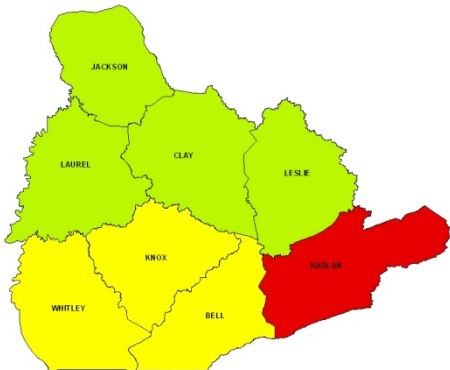
ALL ROADS



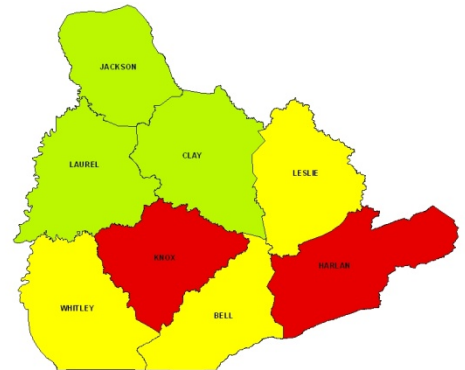
INTERSTATES



NATIONAL HIGHWAY SYSTEM



STATE PRIMARY AND SECONDARY



RURAL SECONDARY



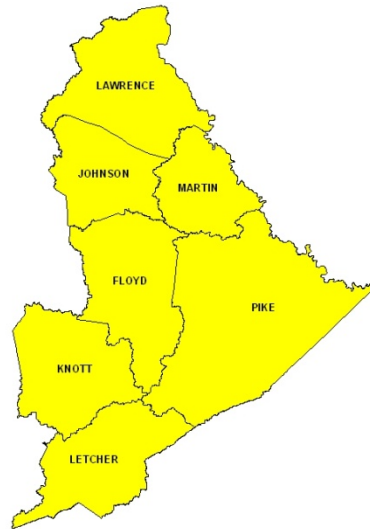
District Eleven Maintenance Levels of Service

District Eleven Scores

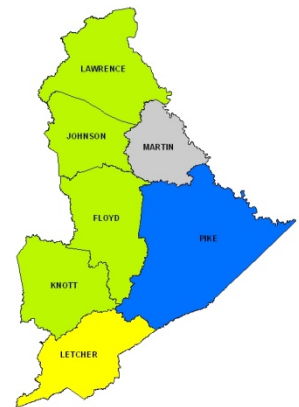
Feature Description	BELL	CLAY	HARLAN	JACKSON	KNOX	LAUREL	LESLIE	WHITLEY
Rideability	66.6	71.9	65.4	73.7	74.6	75.5	70.2	72.9
Appearance	94.7	95.1	85.1	90.2	77.9	97.6	92.6	94.7
Vertical Clearance	81.3	76.2	59.7	82.0	42.1	75.2	59.7	47.5
Visual Obstructions	86.8	99.4	73.1	100.0	78.9	98.2	92.7	89.7
Fencing	NA	NA	74.2	NA	NA	92.2	NA	100.0
Guardrail Specifications	60.2	92.6	74.3	NA	63.6	82.9	84.8	93.3
Guardrail Damage	86.4	77.9	87.4	NA	81.3	91.4	74.7	71.6
Attenuators	NA	100.0	NA	NA	82.0	100.0	100.0	46.2
Potholes	83.8	84.6	61.5	84.8	81.6	86.3	72.0	82.3
Rutting	63.3	90.8	51.5	83.1	90.1	81.7	79.4	96.1
Pavement Drop Off	72.0	93.1	61.3	96.0	79.8	87.8	82.4	77.4
Shoulder Drop Off	64.1	81.9	67.1	79.7	62.6	89.6	65.4	56.0
High Shoulder	72.4	94.4	76.7	91.1	50.8	90.5	92.7	74.3
Shoulder Potholes	62.4	56.9	62.6	76.3	57.0	72.3	83.2	36.9
Drains	95.8	81.5	76.9	96.5	62.9	78.7	96.5	77.0
Ditches	76.0	85.2	48.0	87.4	44.6	84.2	88.6	43.8
Curb and Gutter	NA	NA	NA	NA	NA	NA	NA	NA
White Stripe	75.5	87.2	73.0	NA	85.8	99.4	NA	76.6
Yellow Stripe	61.0	77.1	68.8	90.0	61.1	91.0	48.2	70.4
Guide Signs	77.1	100.0	72.3	73.5	41.7	76.8	81.9	97.4
Guide Sign Assemblies	97.1	100.0	NA	100.0	100.0	79.4	88.6	100.0
Warning and Reg. Signs	72.8	99.3	78.6	46.0	67.4	78.1	83.4	72.5
Warning and Reg. Sign Assemblies	88.2	100.0	87.5	NA	91.8	96.2	90.6	100.0

Total Score **75.3** **87.4** **67.5** **91.7** **71.0** **86.1** **80.0** **80.6**

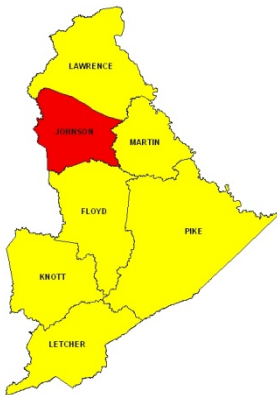
2011 Maintenance Rating Program Report



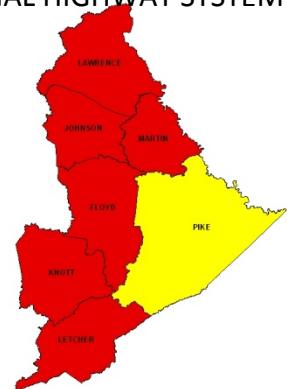
ALL ROADS



NATIONAL HIGHWAY SYSTEM



STATE PRIMARY AND SECONDARY



RURAL SECONDARY



District Twelve Maintenance Levels of Service

District Twelve Scores

Feature Description	FLOYD	JOHNSON	KNOTT	LAWRENCE	LETCHER	MARTIN	PIKE
Rideability	73.5	69.8	71.2	64.1	70.7	68.1	70.7
Appearance	87.1	93.1	85.2	91.1	97.9	89.8	93.6
Vertical Clearance	37.1	37.7	56.1	34.4	22.1	22.9	36.1
Visual Obstructions	98.5	100.0	95.8	100.0	86.3	100.0	95.3
Fencing	73.7	65.0	100.0	NA	NA	NA	NA
Guardrail Specifications	82.7	54.9	86.9	65.5	79.7	NA	80.9
Guardrail Damage	91.7	64.4	92.9	78.0	80.7	NA	83.0
Attenuators	88.6	91.3	90.1	78.6	93.5	NA	76.9
Potholes	63.3	32.8	62.0	49.0	49.3	75.7	77.0
Rutting	39.7	95.6	64.5	94.9	66.1	30.1	89.9
Pavement Drop Off	58.5	35.0	58.9	42.7	68.3	48.9	79.8
Shoulder Drop Off	42.0	83.6	66.0	90.0	58.7	32.2	76.9
High Shoulder	80.1	66.0	86.2	60.6	82.9	82.6	97.5
Shoulder Potholes	69.3	58.8	85.7	74.3	89.0	80.8	85.2
Drains	67.7	84.4	86.7	85.4	49.8	70.1	80.8
Ditches	41.6	58.2	69.9	38.4	33.0	37.6	89.5
Curb and Gutter	100.0	NA	NA	NA	NA	NA	89.3
White Stripe	64.4	67.1	70.7	85.0	64.6	47.9	55.9
Yellow Stripe	60.8	61.8	67.3	76.5	60.9	40.3	47.6
Guide Signs	98.6	90.1	81.5	94.8	100.0	100.0	89.4
Guide Sign Assemblies	93.3	100.0	95.4	84.6	100.0	NA	56.6
Warning and Reg. Signs	85.5	75.7	75.3	72.5	98.2	85.1	82.4
Warning and Reg. Sign Assemblies	86.4	70.7	89.9	86.2	98.8	76.0	74.8

Total Score **70.4** **70.4** **75.4** **72.1** **70.7** **71.5** **71.5** **77.5**