

**SPECIAL NOTES FOR PROJECTS FUNDED BY THE AMERICAN
RECOVERY AND REINVESTMENT ACT OF 2009**

**SPECIAL NOTE FOR DAVIS-BACON PREVAILING WAGE RATES FOR
PROJECTS FUNDED BY THE AMERICAN RECOVERY AND
REINVESTMENT ACT OF 2009**

This Special Note will apply when indicated on the plans,
in the proposal, or by addendum.

Davis-Bacon Prevailing Wage Rates (Section 1606) - Prevailing wage rate requirements apply to all Recovery Act funded construction projects regardless of location (including projects on local roads or rural minor collectors, and Transportation Enhancement projects outside the highway right-of-way). Contracting agencies must include the appropriate wage rate information in the contract and also include a contract provision that overrides the general applicability provisions in form FHWA-1273, Section IV and V.

**SPECIAL NOTE FOR PROJECTS FUNDED BY THE AMERICAN RECOVERY
AND REINVESTMENT ACT OF 2009 AS THEY RELATE TO THE
GOVERNMENT ACCOUNTABILITY OFFICE AND THE OFFICE OF
INSPECTOR GENERAL**

This Special Note will apply when indicated on the plans,
in the proposal, or by addendum.

**Requirement for Section 902 of the Recovery Act relating to Government
Accountability Office (GOA) as follows:**

Required Contract Provision to Implement Recovery Act Section 902:

Section 902 of the American Recovery and Reinvestment Act (Recovery Act) of 2009 requires that each contract awarded using Recovery Act funds must include a provision that provides the U.S. Comptroller General and his representatives with the authority to:

“(1) to examine any records of the contractor or any of its subcontractors, or any State or local agency administering such contract, that directly pertain to, and involve transactions relating to, the contract or subcontract; and

(2) To interview any officer or employee of the contractor or any of its subcontractors, or of any State or local government agency administering the contract, regarding such transactions.”

Accordingly, the Comptroller General and his representatives shall have the authority and rights as provided under Section 902 of the Recovery Act with respect to this contract, which is funded with funds made available under the Recovery Act. Section 902 further states that nothing in this section shall be interpreted to limit or restrict in any way any existing authority of the Comptroller General.

**Requirement for Section 1515(a) of the Recovery Act relating to Office of Inspector
General (OIG) as follows:**

Section 1515(a) of the Recovery Act provides authority for any representatives of the Inspector General to examine any records or interview any employee or officers working on this contract. The contractor is advised that representatives of the inspector general have the authority to examine any record and interview any employee or officer of the contractor, its subcontractors or other firms working on this contract. Section 1515(b) further provides that nothing in this section shall be interpreted to limit or restrict in any way any existing authority of an inspector general.

**SPECIAL NOTE FOR PERIODIC REPORTS REQUIRED BY
THE AMERICAN RECOVERY AND REINVESTMENT ACT OF 2009**

This Special Note will apply when indicated on the plans,
in the proposal, or by addendum.

1.0 DESCRIPTION. This work consists of collecting and reporting data as required by the American Recovery and Reinvestment Act of 2009 (Recovery Act).

2.0 REPORTING. The Contractor shall complete the Monthly Employment Report form, FHWA-1589, for their employees and a separate form for each of their respective subcontractors as well. This form contains information about the number of employees, total hours for employees, total wages for employees, and other information as required by the Recovery Act. The Department will provide the necessary Excel file after the award of the contract. . All remaining submittals shall be no later than the seventh Calendar Day of each month thereafter for the full life of the contract even if no work is performed during any month.

The Contractor shall also need their Data Universal Numbering System or DUNS number as described in the Recovery Act Reporting Requirements. Provide DUNS number before the Notice to Proceed

See the following web link for obtaining a DUNS number:

http://www.whitehouse.gov/omb/grants/duns_num_guide.pdf

3.0 MEASUREMENT AND PAYMENT. The Department will not measure this work for payment and will consider all collection and reporting of data to be incidental to the project. Failure by the Contractor to report the required data as outlined in Section 2.0 shall result in the holding of the Contractor's estimate for payment.

Kentucky Monthly Employment Report (Form: FHWA-1589)

The prime contractor for each project shall be responsible for reporting their firm as well as all subcontractors' data.

Format: The Department (e.g. KYTC) will provide the form FHWA-1589 in MS Excel format, with project information included in the header section (e.g. Boxes 2 through 5), after the award of the contract information

Due Date: 7th of each month until September 2015. Include data for work through last full work week of previous month.

Coding Instructions

BOX 1. Report Month: The month and year covered by the report, as mm/yyyy (e.g. "May 2009" would be coded as "05/2009").

BOX 2. Contracting agency: Provided by KYTC or Local Agency.

BOX 3. Federal-aid project number: Provided by KYTC.

BOX 4. State project number or identification number: Provided by KYTC

BOX 5. Project location: Provided by KYTC

BOX 6. Contractor name and address: The name and address of the contracting or consulting firm shall include the name, street address, city, state, and zip code.

BOX 7. Contractor DUNS number: The unique nine-digit number issued by Dun & Bradstreet. Followed by the optional 4 digit DUNS Plus number. Reported as "99999999.9999" Contractor provided before Notice to Proceed.

BOX 8. Employment data: The prime contractor or consultant will report the direct, on-the-project jobs for their workforce *and* the workforce of their subcontractor's active during the reporting month. These jobs data include employees actively engaged in projects who work on the jobsite, in the project office, in the home office or telework from a home or other alternative office location. This also includes any engineering personnel, inspectors, sampling and testing technicians, and lab technicians performing work directly in support of the Recovery Act funded project. This does not include material suppliers such as steel, culverts, guardrail, and tool suppliers. States should include in their reports all direct labor associated with the Recovery Act project such as design, construction, and inspection. The States reports should include their own project labor, including permanent, temporary, and contract project staff. States are asked not to include estimated indirect labor, such as material testing, material production or estimated macro-economic impacts. FHWA will be estimating all indirect labor based on the information provided in this form along with other FHWA data. The form requests specifically:

- a. Subcontractor name: The name of each subcontractor or sub-consultant that was active on the project for the reporting month.
- b. Employees: The number of project employees on the contractor's or consultant's workforce that month, and the number of project employees for each of the active subcontractors for the reporting month. Do not include material suppliers. Total field at bottom will be automatically calculated and reported as a whole number.
- c. Hours: The total hours on the specified project for all employees reported on the contractor's or consultant's project workforce that month, and the total hours for all project employees reported for each of the active subcontractors that month. Total field at bottom will be automatically calculated and reported as a whole number.
- d. Payroll: The total dollar amount of wages paid by the contractor or consultant that month for employees on the specified project, and the total dollar amount of wages paid by each of the active subcontractors that month. Payroll only includes wages and does not include overhead or indirect costs. Total field at bottom will be automatically calculated and will be rounded to the nearest whole dollar and reported as a whole number.

BOX 9. Prepared by:

- a. Name: Indicate the person responsible for preparation of the form. By completing the form the person certifies that they are knowledgeable of the hours worked and employment status for all the employees. Contractors, consultants, and their subs are responsible to maintain data to support the employment form and make it available to the State should they request supporting materials.
- b. Date: The date that the contractor completed the employment form. Reported as "mm/dd/yyyy." (e.g. "May 1, 2009" would be coded as "05/01/2009").

MONTHLY EMPLOYMENT REPORT AMERICAN RECOVERY AND REINVESTMENT ACT

1. Report Month: (mm/yyyy)		2. Contracting Agency	
11/2009		State - Kentucky Transportation Cabinet ContID 09-	
3. Federal-Aid Project Number		4. State Project Number or ID Number	5. Project Location: State, County or Federal Region
6. CONTRACTOR NAME AND ADDRESS			
Name:			
Address:			
City:		State:	
Zip:			
7. Contractor/Subcontractor DUNS Number:			

8. Employment Data

	EMPLOYEES	HOURS	PAYROLL
Prime Contractor Direct, On-Project Jobs (see guidance for definitions)			
Subcontractor Direct, On-Project Jobs			
Subcontractor Name			
Prime and Subcontractor Totals	0	0	0.00

9. PREPARED BY CEO or Payroll Official:		DATE:
Name:		
Title:		

**SPECIAL NOTE FOR SIGNS ON PROJECTS BEING FUNDED BY THE
AMERICAN RECOVERY AND REINVESTMENT ACT OF 2009**

This Special Note will apply where indicated in the proposal. Section references herein are to the Department's 2008 Standard Specifications for Road and Bridge Construction.

1.0 Description. Furnish, install, and maintain Recovery Act signs as shown in the proposal or designated by the Engineer. Two Recovery Act signs will be required for each project. See the sign detail sheet for exact dimensions for the sign.

Speed Limit (MPH)	"A" Dimension	"B" Dimension
65 or Greater	120 inches	84 inches
55 or Less	84 inches	60 inches

2.0 Materials. Recovery Act signs shall be constructed and installed in accordance with signing details included with this note. Conform to Sections 830, 832 and 833.

3.0 Construction. Recovery Act signs should be placed where they can be easily identified with the corresponding projects and in a location that does not conflict with higher priority signs (temporary or permanent), traffic signals or any temporary traffic control device. In no case shall these signs be installed such that it obscures the view of other traffic control devices.

Recovery Act signs shall not be installed at the following locations: Near any traffic control device, roadway structure, exit and entrance ramps, intersections, highway-rail grade crossings, and areas of limited sight distance.

The signs installed on roadways with a speed limit of 65 mph or greater shall be installed using traffic notes for temporary signs on wood posts. All other signs should be installed using two Type II channel posts as shown in the attached detail. Sign bracing will be required as shown in the attached details.

4.0 Measurement. The Department will measure the quantity in square feet. The Department will not measure sign maintenance, posts, mounting, installation or any required bracing for payment and will consider them incidental to this item of work.

5.0 Payment. The Department will make payment for the completed and accepted under the following:

<u>Code</u>	<u>Pay Item</u>	<u>Pay Unit</u>
02562	Signs	Square Foot

**PROJECT FUNDING SOURCE SIGN ASSEMBLY
AMERICAN RECOVERY AND REINVESTMENT ACT
SIGN LAYOUT DETAILS**



PROJECT FUNDING SOURCE
SIGN ASSEMBLY

PROJECT FUNDING SOURCE SIGN ASSEMBLY AMERICAN RECOVERY AND REINVESTMENT ACT SIGN LAYOUT DETAILS



NOTE: SIGN SHALL NOT BE INSTALLED WITHOUT
PROJECT FUNDING SOURCE PLAQUE (SEE SHEET 3).

Dimensions in inches

A	B	C	D	E	F	G	H	J	K	L	M	N	P
120	84	1.5	6	5 D	4.5	8 D*	3.75	6 D* (45 LC)	14.5	10	27.917	5	10.831
84	60	1	5	4 C	3.5	6 C*	3	4 D* (3 LC)	9.25	7	19.047	4	7.362

Q	R	S	T	U	V	W	X	Y	Z	AA	BB	CC	DD
14.087	8.106	11.556	49.42	2.742	5.258	46.904	6.812	46.76	22.472	8	16.288	5	30
9.484	5.162	7.763	31.722	2.415	3.585	30.552	4.542	30.911	14.737	6	10.175	4	21

EE	FF	GG
11	4.5	3
7.5	2.25	2.25

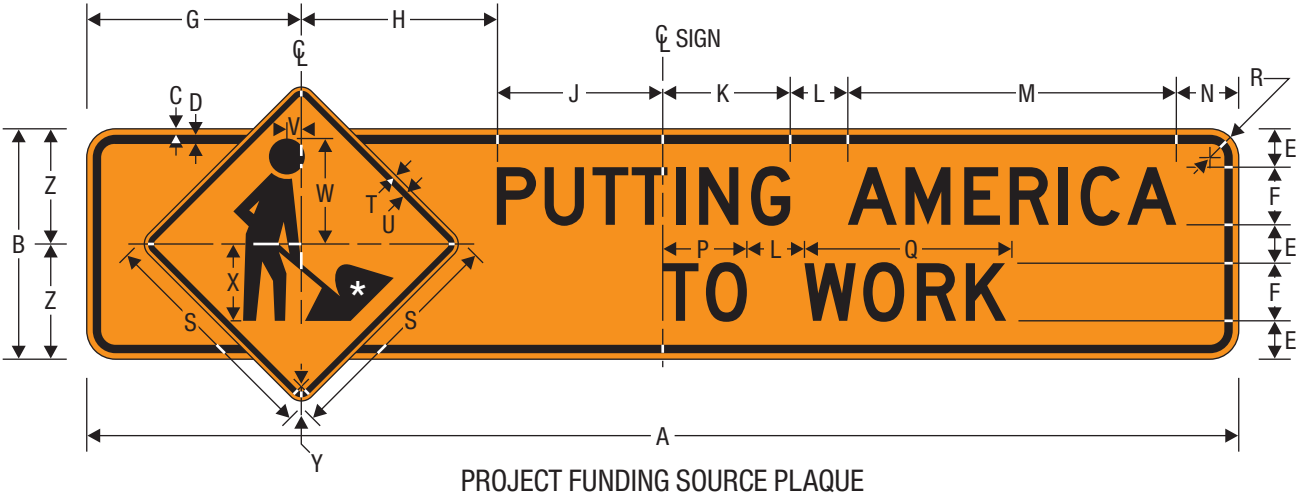
- * Increase character spacing 50%
- ** See Pictograph page 4
- *** See Pictograph page 5

COLORS: LEGEND, BORDER — WHITE (RETROREFLECTIVE)
BACKGROUND — GREEN (RETROREFLECTIVE)

PROJECT FUNDING SOURCE SIGN ASSEMBLY

AMERICAN RECOVERY AND REINVESTMENT ACT

SIGN LAYOUT DETAILS



NOTE: PLAQUE SHALL NOT BE INSTALLED
WITHOUT SIGN (SEE SHEET 2).

* See *Standard Highway Signs*
Page 6-59 for symbol design.

Dimensions in inches

A	B	C	D	E	F	G	H	J	K	L	M	N	P
120	24	0.625	0.875	4	6 D	22.349	20.370	17.281	13.28	6	34.22	6.5	8.765
84	18	0.375	0.625	3.5	4 D	16.607	15.686	9.707	10.667	4	22.813	5	5.843

Q	R	S	T	U	V	W	X	Y	Z
21.013	3	24	0.375	0.625	1.5	11	8	1.5	12
14.009	2.25	18	0.375	0.625	1	7	6	1.5	9

COLORS: LEGEND, BORDER — BLACK
BACKGROUND — ORANGE (RETROREFLECTIVE)

PROJECT FUNDING SOURCE SIGN ASSEMBLY AMERICAN RECOVERY AND REINVESTMENT ACT SIGN LAYOUT DETAILS



RECOVERY
Vector-Based, Vinyl-Ready Pictograph

COLORS: LEGEND, OUTLINE	— WHITE (RETROREFLECTIVE)
BORDER	— BLUE (RETROREFLECTIVE)
BACKGROUND (UPPER)	— BLUE (RETROREFLECTIVE)
BACKGROUND (LOWER RIGHT)	— RED (RETROREFLECTIVE)
BACKGROUND (LOWER LEFT)	— GREEN (RETROREFLECTIVE)

**PROJECT FUNDING SOURCE SIGN ASSEMBLY
AMERICAN RECOVERY AND REINVESTMENT ACT
SIGN LAYOUT DETAILS**



USDOT TIGER
Vector-Based, Vinyl-Ready Pictograph

COLORS: OUTLINE	— WHITE (RETROREFLECTIVE)
USDOT LEGEND	— BLACK
TIGER DIAGONALS	— BLACK, ORANGE (RETROREFLECTIVE)

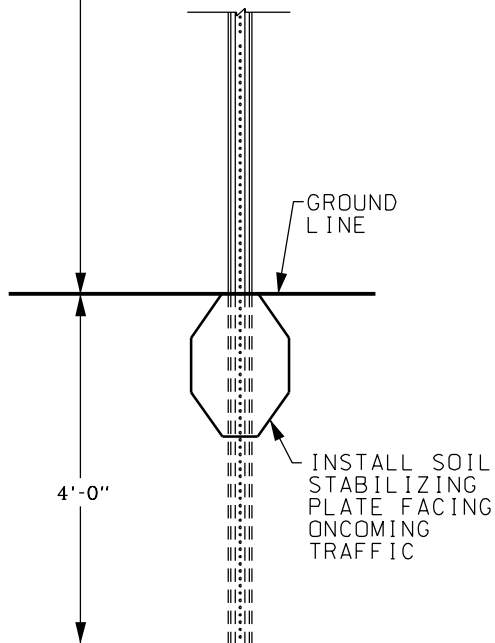
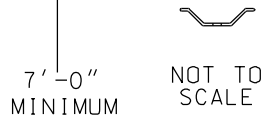

Traffic Notes For Temporary Signs

The Contractor shall use 6 inch x 8 inch (nominal) pressure treated southern pine wood posts to mount the large temporary signs. The posts that are exposed to traffic shall have two (2) holes, three (3") inches in diameter drilled through each post in a vertical arrangement perpendicular to traffic. The first hole should be four inches (4") from the ground and the second hole, eighteen inches (18") from the ground.

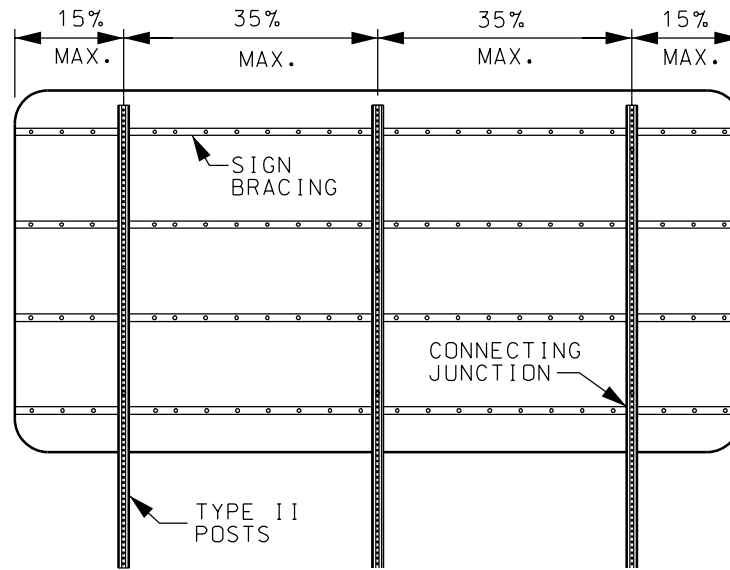
A seven-foot (7') or more clear path should exist between the supporting posts. The bottom edge of the sign panel should have at least seven foot (7') clearance above the ground. Posts shall be embedded a minimum of 48 inches.

Bolt signs to the wood posts using three 5 inch galvanized lag bolts in each post, with galvanized washers on both sides. The top and bottom bolts shall be placed a minimum of 12 inches from the top and bottom edges respectively, with the third bolt centered on the sign.

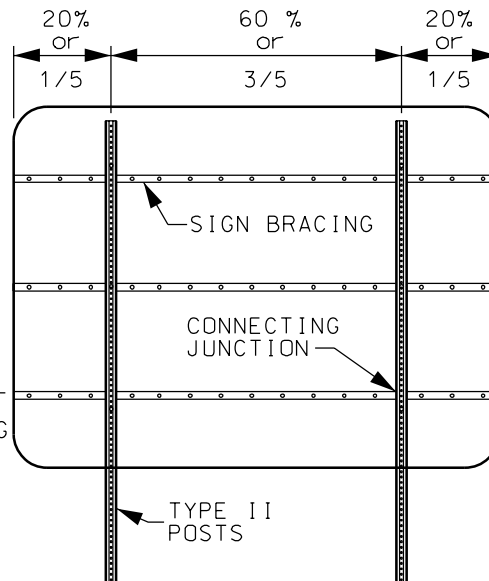
For additional details see the Federal Highway Administration memorandum HNG-14/SS-25 dated 6/4/91, HNG-14/SS-36 dated 9/3/93 and HNG-14/SS-27 dated 5/15/92.



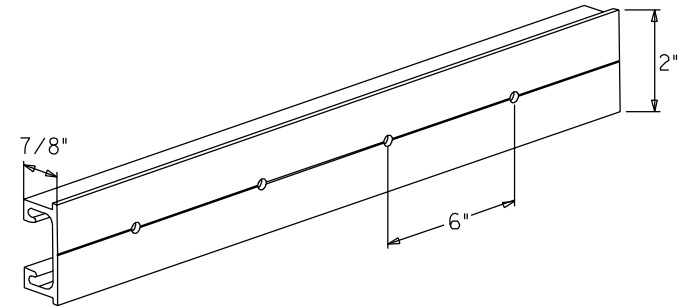
TYPE II
CHANNEL POST
WITH SOIL STABILIZER



3 POST - BRACING DIAGRAM



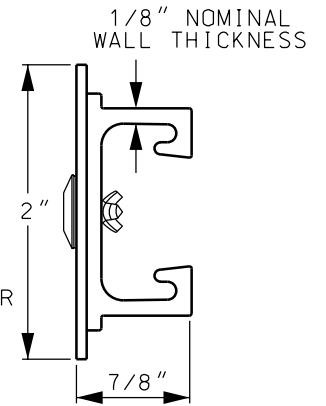
2 POST - BRACING DIAGRAM



SHEETING SIGN BRACING

NOTE:
ALUMINUM SIGN BRACING
2" MOUNTING SURFACE
x 7/8" DEPTH x 1/8"
NOMINAL WALL THICKNESS

6061-T6 ALUMINUM ALLOY,
PUNCHED WITH 3/16" DIAMETER
HOLES ON 6" CENTERS FOR
ATTACHMENT OF SIGN
SUBSTRATE USING RIVETS



SIGN BRACE

NOTES:

1. VERTICAL SPACING NOT TO EXCEED 36" BETWEEN BRACES OR 12" FROM TOP OR BOTTOM OF SIGN TO FIRST BRACE.
2. MAXIMUM AREA PER CONNECTING JUNCTION = 16 SQ. FT.
3. LENGTH OF BRACE TO BE A MINIMUM OF TOTAL SIGN WIDTH LESS 4", NOT TO EXTEND BEYOND RIGHT OR LEFT EDGE OF SIGN.
4. POSTS, BRACING, AND SOIL STABILIZER SHALL BE INCIDENTAL TO SIGNS.

**SHEETING SIGN
POST AND BRACING DETAIL**